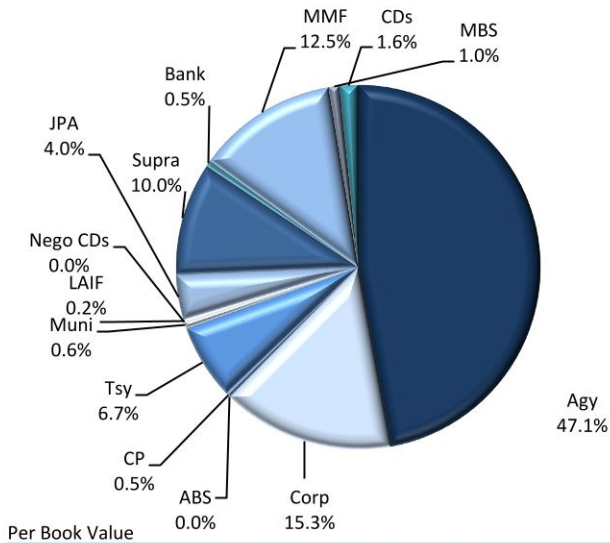


Portfolio Summary

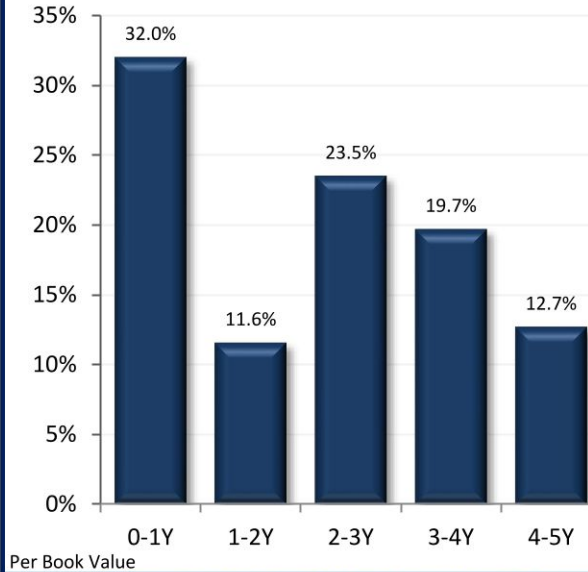
County of Alameda

1/31/2026

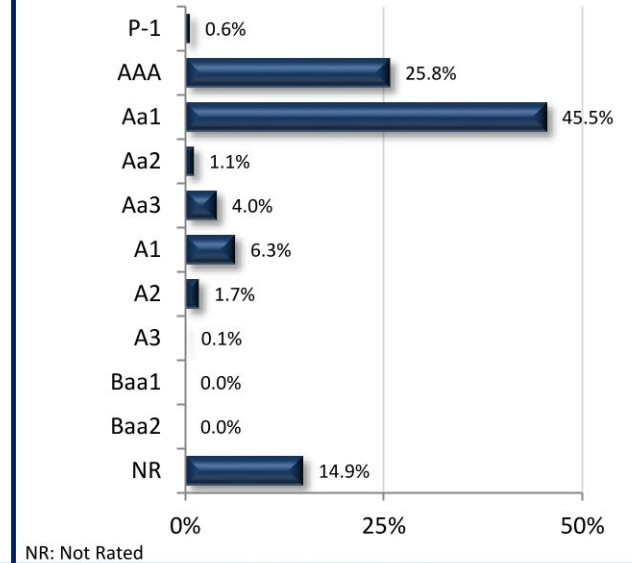
SECTOR ALLOCATION



MATURITY DISTRIBUTION



CREDIT QUALITY (MOODY'S)

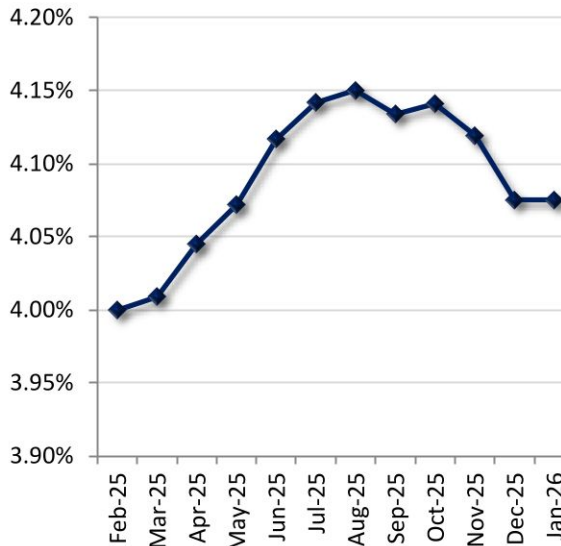


ACCOUNT SUMMARY

	1/31/26	12/31/25
Market Value	\$10,791,276,759	\$11,143,996,755
Book Value*	\$10,683,326,558	\$11,034,537,153
Unrealized G/L	\$107,950,202	\$109,459,602
Par Value	\$10,816,632,000	\$11,167,862,000
Net Asset Value	\$101.010	\$100.992
Book Yield	4.08%	4.08%
Years to Maturity	2.13	2.14
Effective Duration	1.61	1.66

\*Book Value is not Amortized

PORTFOLIO BOOK YIELD HISTORY



TOP ISSUERS

Issuer	% Portfolio
Federal Home Loan Bank	24.9%
Farmer Mac	10.1%
U.S. Treasury	6.7%
Federal National Mtg Assn	5.9%
International Bank Recon & D	5.4%
State Street Institutional US	5.0%
Federal Home Loan Mtg Corp	4.4%
Federated Fund 117	4.3%
Western Asset Govt 4512	3.5%
IFCDN	2.9%
Federal Farm Credit Bank	2.9%
InterAmerican Development Bank	1.7%
Toyota Motor Credit Corp	1.4%
CalTRUST - Liquidity Fund	1.4%
California Fixed Income Trust	1.4%

Per Book Value

## Investment Policy Compliance

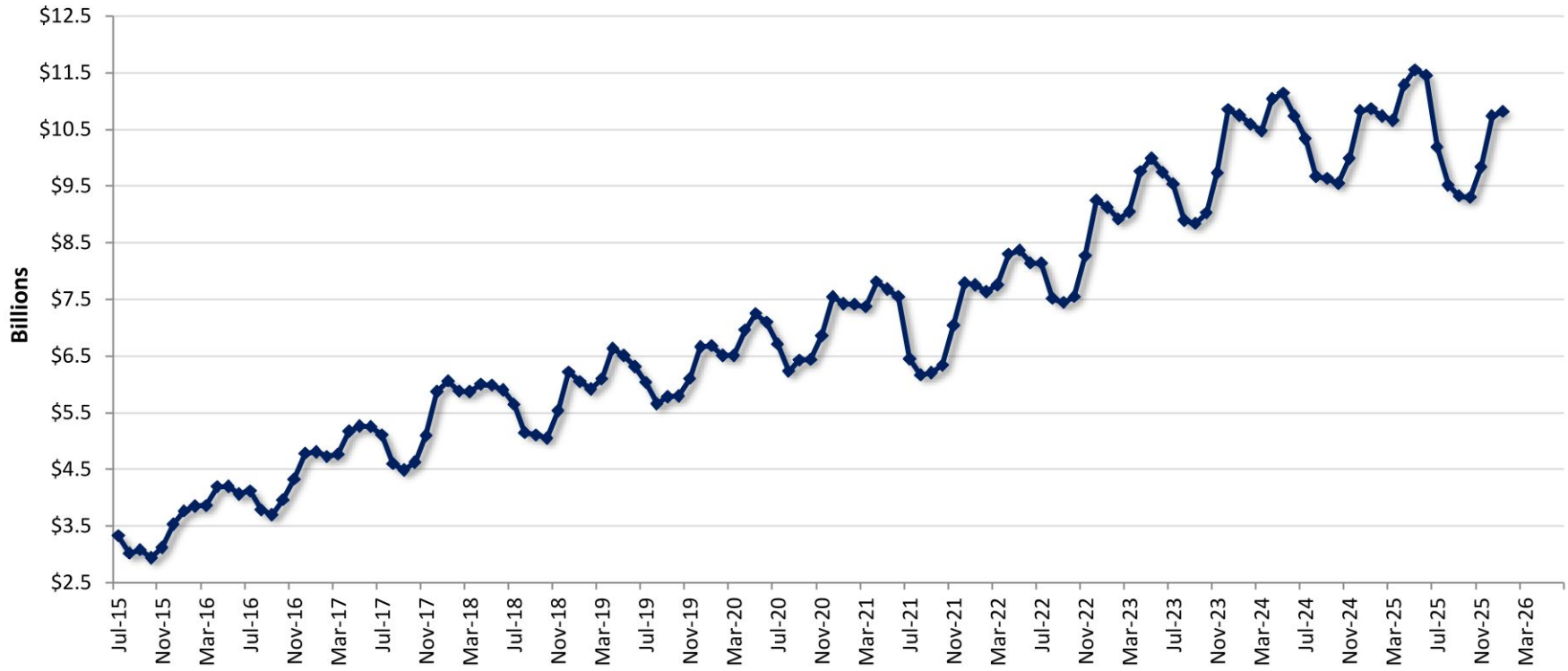
County of Alameda

1/31/2026

Item / Sector	Parameters	In Compliance	
Weighted Average Maturity	Maximum WAM of 3.0 years	Yes	2.13 yrs
U.S. Treasury and Federal Agency Obligations	No sector limit; no issuer limit; max maturity 5 years	Yes	54.8%
Debt Issued by State of CA and Local Agencies within the State	20% limit; 5% issuer limit; Minimum rating of A by at least one NRSRO; max maturity 5 years	Yes	0.6%
LAIF	Maximum amount permitted by LAIF (currently \$75 million limit)	Yes	\$22 Mil
Joint Powers Authority (CAMP)	Max Limit: Twice the limit of LAIF deposits (currently \$150 million limit)	Yes	\$124 Mil
Joint Powers Authority (CalTrust)	Max Limit: Twice the limit of LAIF deposits (currently \$150 million limit)	Yes	\$150 Mil
Joint Powers Authority (CalFit)	Max Limit: Twice the limit of LAIF deposits (currently \$150 million limit)	Yes	\$150 Mil
Money Market Mutual Funds	20% limit; 10% per fund limit; SEC registered with stable NAV; Rated AAAM or equivalent by at least two of the three rating agencies or meet advisor requirements	Yes	12.5%
Commercial Paper (Includes Asset Backed)	25% sector limit; 10% combined issuer limit; Max maturity of 270 days; Rated A-1, P-1, or F-1; Total assets over \$500mm; Asset Backed CP Must have program-wide credit enhancements	Yes	0.5%
Negotiable CDs	30% limit; 10% combined issuer limit; Minimum rating of A by rating agency if issued by domestic bank; Minimum rating of AA if a U.S. branch of a foreign bank; Max maturity of 1 year	Yes	0.0%
Collateralized/FDIC - Insured Time Deposits	Time deposits with banks and savings and loans associations located with the State, collateralized according to Government code	Yes	1.6%
Collateralized Money Market Bank Accounts	Deposit funds in interest-bearing active collateralized money market bank accounts	Yes	0.5%
Medium-Term Notes	30% limit; 10% combined issuer limit, Max maturity 5 years; Minimum rating of A or better by two NRSRO's	Yes	15.3%
Asset-Backed Securities	20% limit; 5% issuer limit; Max maturity of 5 years; Minimum rating of AA or better by rating agency	Yes	0.0%
Repurchase Agreement	20% limit; Max maturity of 180 days; Must have 102% collateral; Collateral of agency and treasuries with final maturity not to exceed 5 years	Yes	0.0%
Supranationals	30% limit; 15% issuer limit; Only IBRD, IFC, IADB; Max Maturity 5 years; Minimum rating of AA by a rating agency; max maturity of 5 years	Yes	10.0%
Floater, Structured Notes, Derivatives	15% limit for treasuries, agencies, and munis	Yes	0.0%

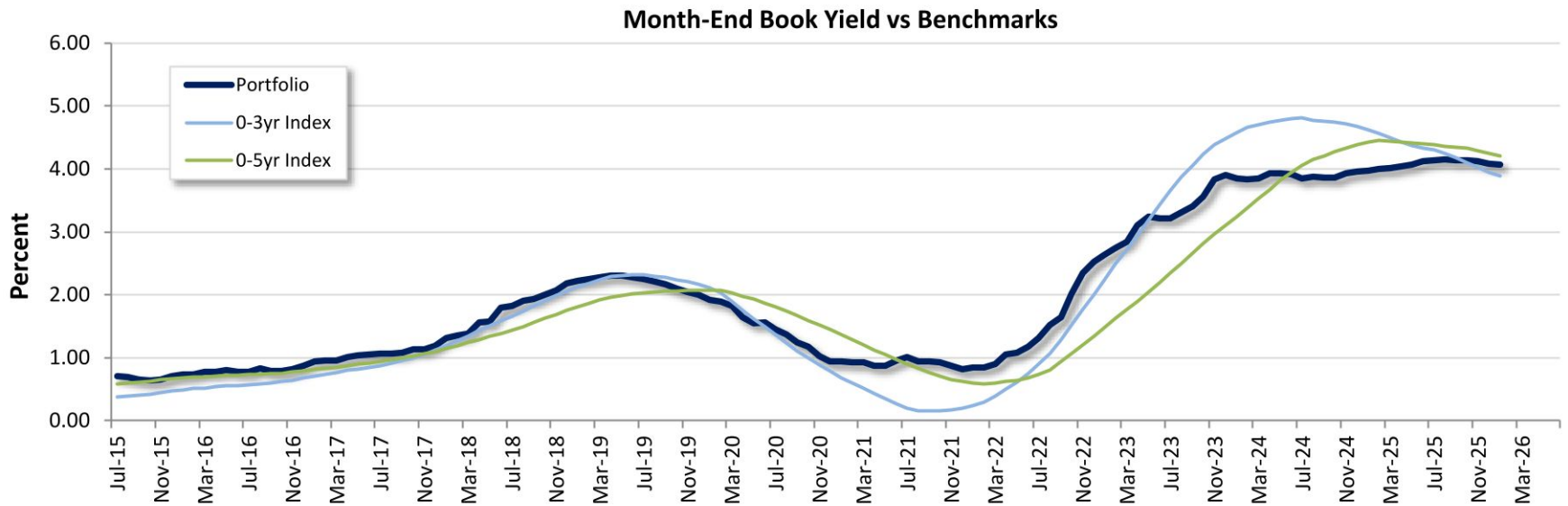
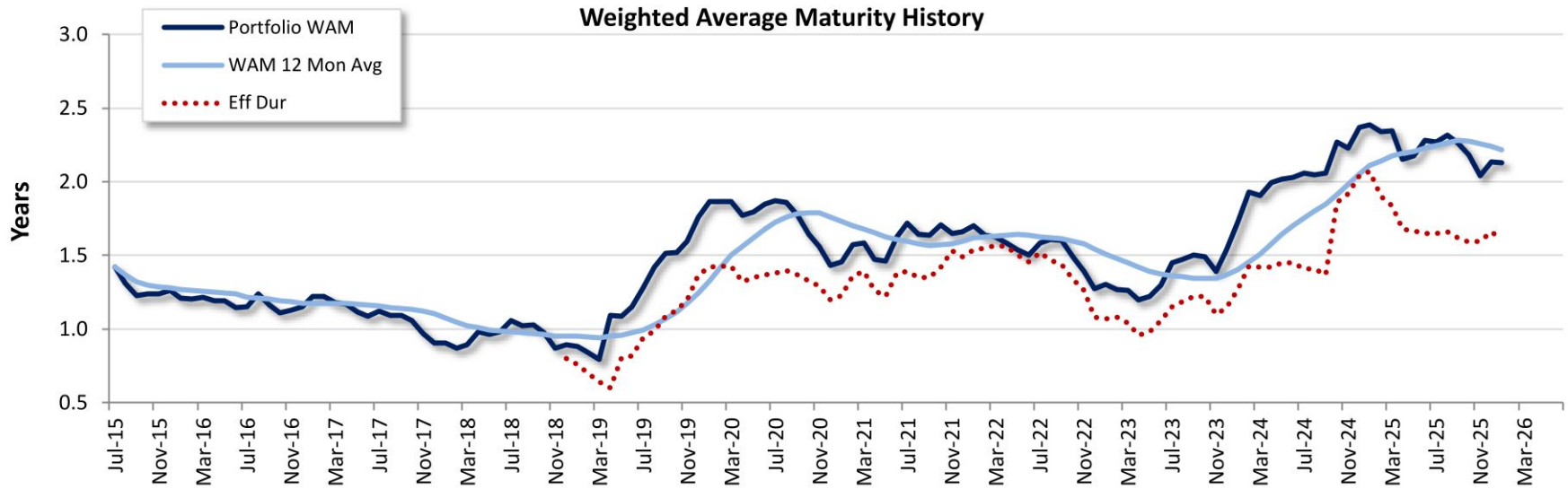
## Historical Book Values 1/31/2026

County of Alameda

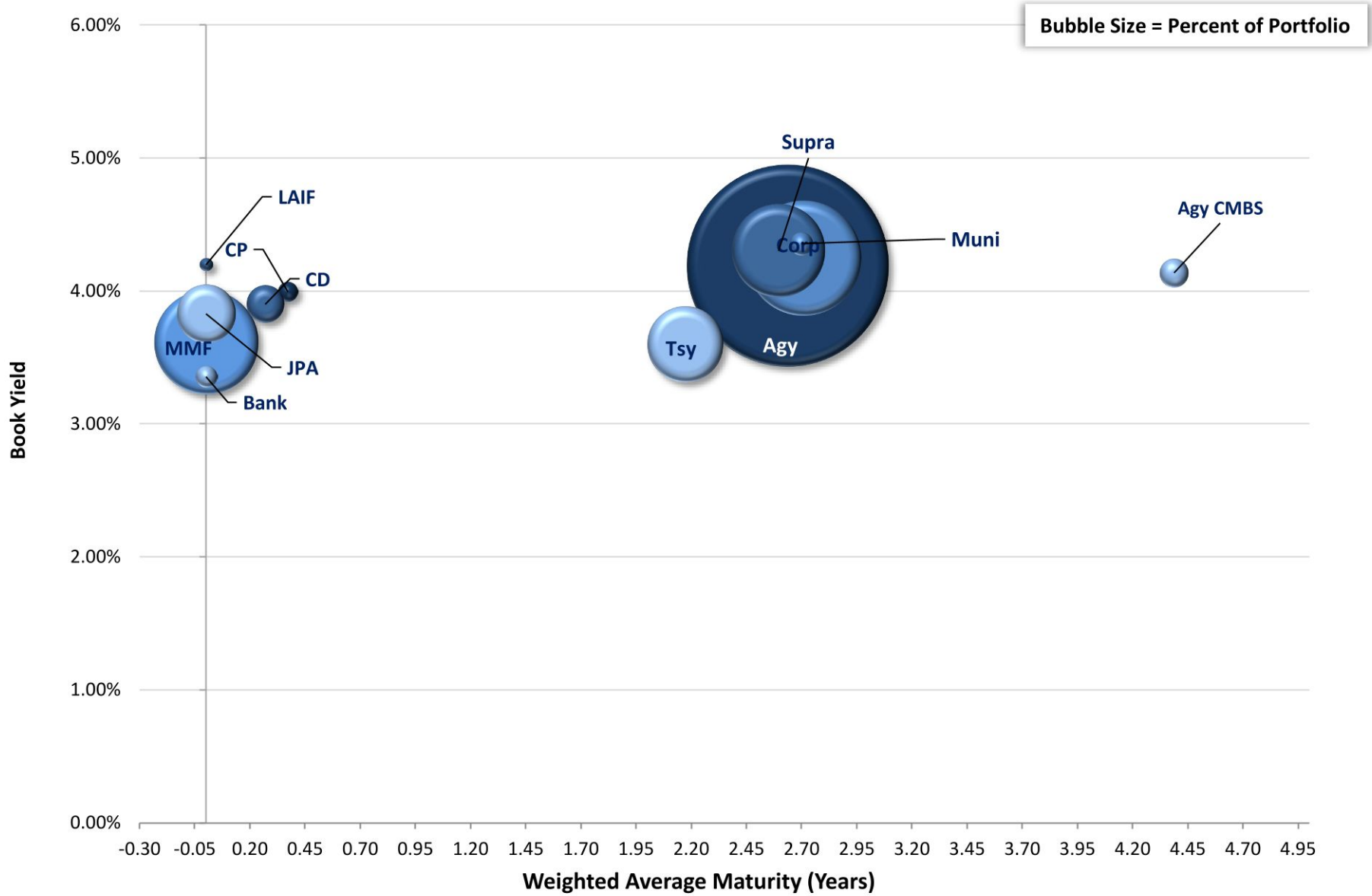


	Jul	Aug	Sep	Oct	Nov	Dec	Jan	Feb	Mar	Apr	May	Jun
<b>Fiscal Year 2016</b>	\$3.325	\$3.023	\$3.078	\$2.936	\$3.117	\$3.530	\$3.747	\$3.852	\$3.862	\$4.195	\$4.199	\$4.060
<b>Fiscal Year 2017</b>	\$4.120	\$3.786	\$3.698	\$3.962	\$4.328	\$4.781	\$4.807	\$4.726	\$4.767	\$5.174	\$5.263	\$5.253
<b>Fiscal Year 2018</b>	\$5.107	\$4.600	\$4.490	\$4.625	\$5.096	\$5.818	\$6.011	\$5.881	\$5.868	\$6.002	\$5.984	\$5.901
<b>Fiscal Year 2019</b>	\$5.648	\$5.146	\$5.108	\$5.047	\$5.540	\$6.217	\$6.047	\$5.912	\$6.093	\$6.626	\$6.507	\$6.311
<b>Fiscal Year 2020</b>	\$6.029	\$5.655	\$5.782	\$5.797	\$6.103	\$6.658	\$6.682	\$6.513	\$6.507	\$6.958	\$7.246	\$7.096
<b>Fiscal Year 2021</b>	\$6.711	\$6.231	\$6.426	\$6.439	\$6.857	\$7.543	\$7.422	\$7.412	\$7.369	\$7.811	\$7.680	\$7.546
<b>Fiscal Year 2022</b>	\$6.449	\$6.168	\$6.204	\$6.335	\$7.041	\$7.786	\$7.749	\$7.630	\$7.753	\$8.296	\$8.370	\$8.141
<b>Fiscal Year 2023</b>	\$8.142	\$7.519	\$7.446	\$7.549	\$8.265	\$9.247	\$9.120	\$8.912	\$9.045	\$9.752	\$9.988	\$9.740
<b>Fiscal Year 2024</b>	\$9.536	\$8.892	\$8.841	\$9.024	\$9.731	\$10.849	\$10.745	\$10.588	\$10.470	\$11.035	\$11.135	\$10.733
<b>Fiscal Year 2025</b>	\$10.337	\$9.672	\$9.630	\$9.547	\$9.987	\$10.830	\$10.863	\$10.731	\$10.658	\$11.277	\$11.549	\$11.449
<b>Fiscal Year 2026</b>	\$10.188	\$9.514	\$9.326	\$9.297	\$9.837	\$10.738	\$10.811					

Figures in Billions, Average Daily Balance

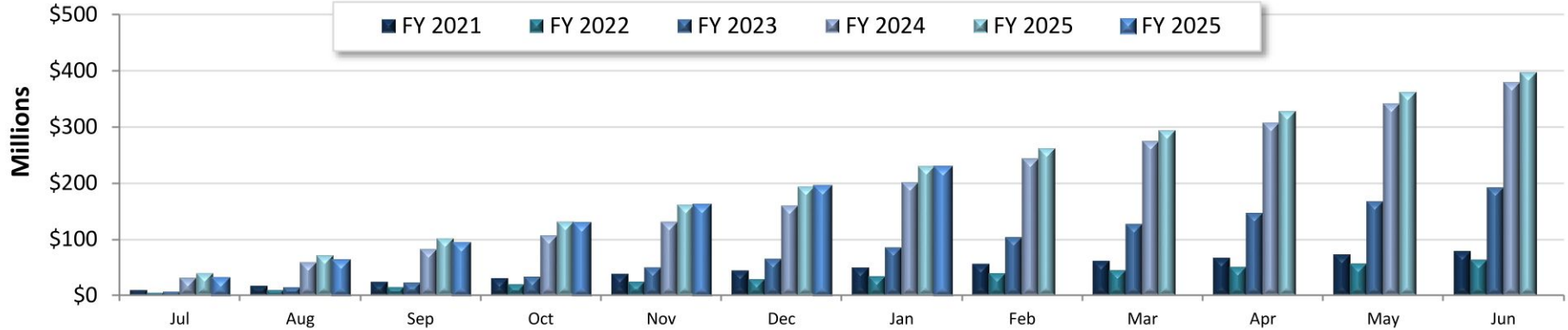


Index: 0-3yr Index is 18 Month Moving Average of the ICE BofA 0-3 Year US Treasury Index; 0-5yr Index is 30 Month Moving Average of the ICE BofA 0-5yr US Treasury Index  
 Please Note: The County does not manage the portfolio to a specific benchmark; rather, benchmarks are used to show the County is earning a market rate of return over a period of time.



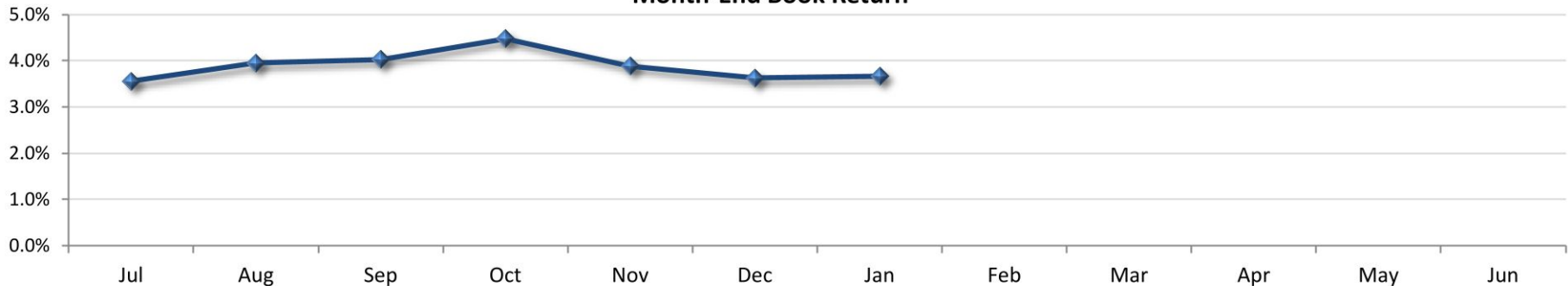
\*Note: Excludes Cash Balance

Fiscal Year-to-Date Earnings

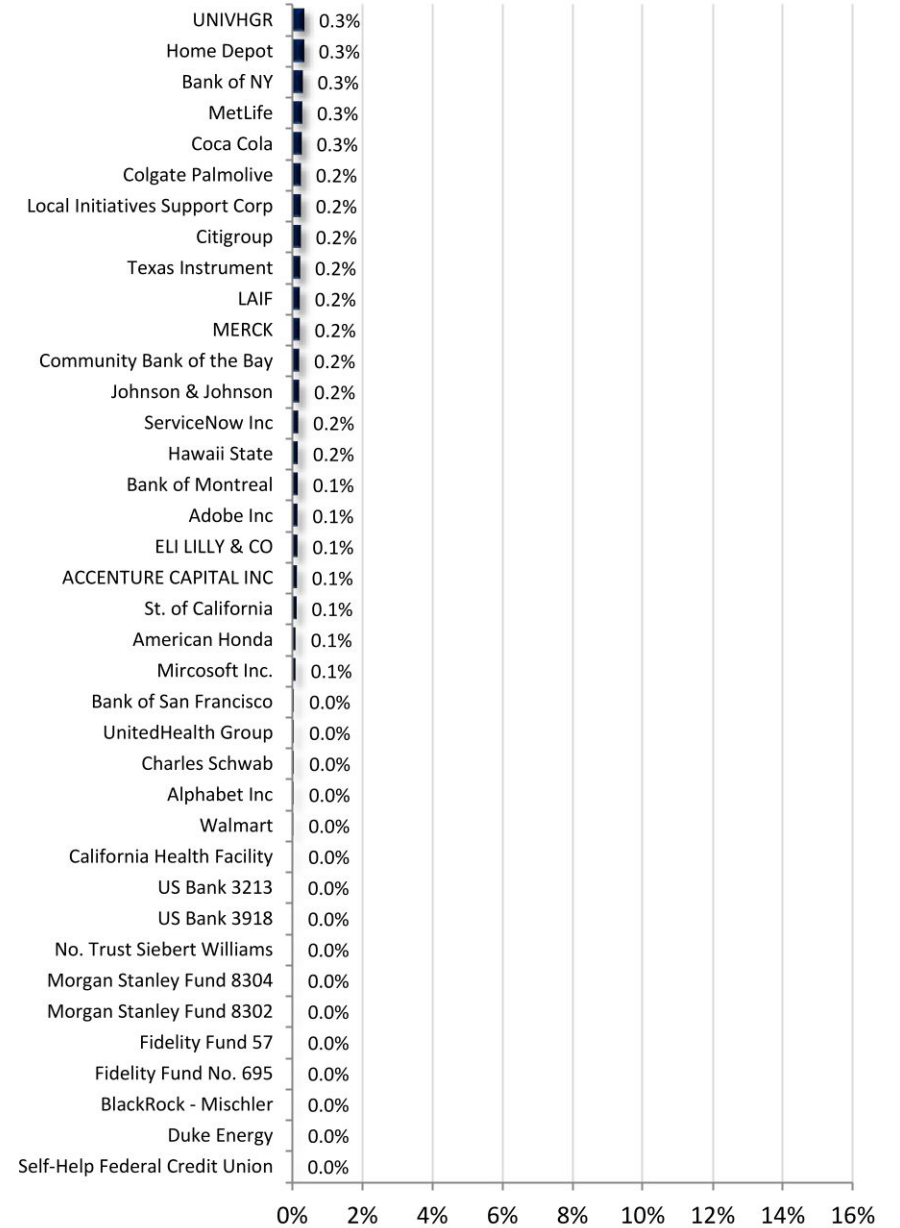
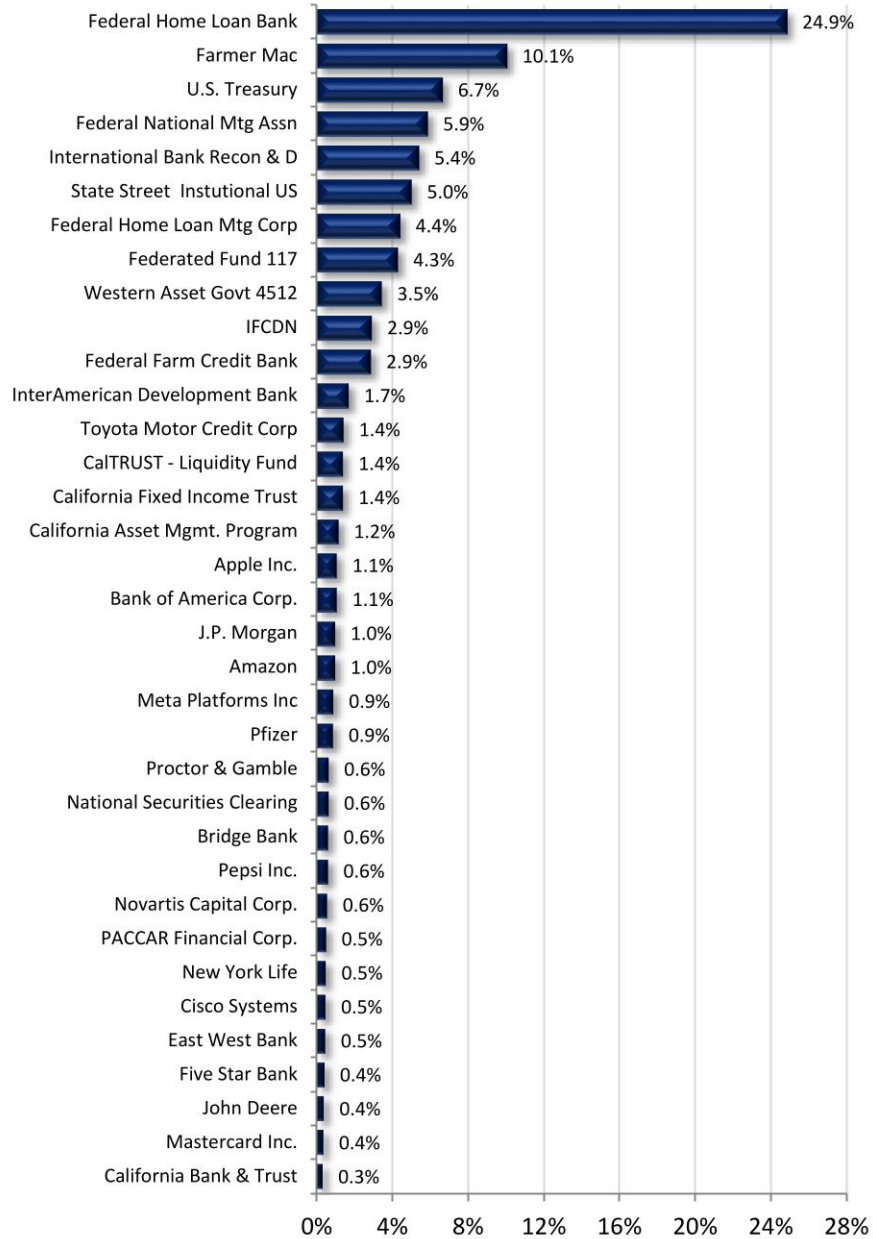


FYTD	Jul	Aug	Sep	Oct	Nov	Dec	Jan	Feb	Mar	Apr	May	Jun	FY Return
FY 2019	\$8.4	\$15.8	\$23.5	\$31.1	\$40.7	\$52.6	\$62.1	\$70.3	\$84.4	\$97.7	\$110.6	\$123.0	2.29%
FY 2020	\$12.7	\$22.7	\$32.4	\$42.8	\$56.2	\$67.5	\$83.2	\$93.3	\$104.2	\$114.2	\$123.6	\$135.9	1.56%
FY 2021	\$9.9	\$17.5	\$24.4	\$31.0	\$38.5	\$44.5	\$50.1	\$56.3	\$61.7	\$67.1	\$72.6	\$78.7	0.95%
FY 2022	\$5.3	\$10.2	\$15.4	\$20.3	\$24.5	\$29.3	\$34.3	\$39.5	\$45.0	\$50.9	\$56.8	\$63.4	1.18%
FY 2023	\$7.1	\$14.9	\$23.2	\$33.8	\$50.4	\$65.6	\$86.0	\$103.7	\$127.1	\$146.8	\$167.5	\$192.1	2.20%
FY 2024	\$32.0	\$59.7	\$82.7	\$107.2	\$131.8	\$160.3	\$201.6	\$244.3	\$275.2	\$307.9	\$341.9	\$380.1	3.74%
FY 2025	\$40.4	\$71.7	\$101.7	\$131.5	\$162.0	\$194.2	\$230.5	\$262.3	\$294.3	\$328.1	\$362.3	\$397.3	3.77%
FY 2025	\$30.8	\$62.7	\$93.2	\$128.8	\$161.3	\$194.5	\$228.7						

Month-End Book Return



	Jul	Aug	Sep	Oct	Nov	Dec	Jan	Feb	Mar	Apr	May	Jun
Month-End Book Rtn	3.56%	3.95%	4.04%	4.48%	3.89%	3.63%	3.67%					



**Alameda County Investment Pool  
Portfolio Management  
Portfolio Summary  
January 31, 2026**

Investments	Par Value	Market Value	Book Value	% of Portfolio	Days to Maturity	YTM 365 Equiv.
Non-Negotiable CDs	175,230,000.00	175,230,000.00	175,230,000.00	1.64	99	3.903
Local Agency Investment Funds	22,000,000.00	22,000,000.00	22,000,000.00	0.21	1	4.200
Joint Powers Authority	424,000,000.00	424,000,000.00	424,000,000.00	3.97	1	3.829
Money Market Mutual Funds	1,334,000,000.00	1,334,000,000.00	1,334,000,000.00	12.49	1	3.615
Money Market Bank Accounts	57,000,000.00	57,000,000.00	57,000,000.00	0.53	1	3.356
Corporate Notes	1,660,953,000.00	1,655,926,278.89	1,634,527,832.95	15.30	989	4.248
Washington Supranational Obligation	1,090,762,000.00	1,089,812,760.14	1,071,926,173.31	10.03	947	4.304
Commercial Paper Disc. -Amortizing	50,000,000.00	49,287,000.00	48,976,027.78	0.46	136	3.995
Agency Bullets (Aaa/AA+)	836,110,000.00	840,641,099.25	834,016,956.23	7.81	648	4.334
Treasury Notes and Bonds	725,000,000.00	719,391,905.25	711,794,170.84	6.66	793	3.600
Agency Callables (Aaa/AA+)	4,268,788,000.00	4,252,095,478.11	4,200,828,538.14	39.32	1,025	4.162
Commercial Mortgage-Backed Security	103,449,000.00	103,381,248.23	102,870,229.80	0.96	1,602	4.135
Municipal Bonds	69,340,000.00	68,510,989.52	66,156,628.80	0.62	985	4.355
	<u>10,816,632,000.00</u>	<u>10,791,276,759.39</u>	<u>10,683,326,557.85</u>	<u>100.00%</u>	<u>777</u>	<u>4.075</u>
<b>Investments</b>						

Total Earnings	January 31 Month Ending	Fiscal Year To Date
Current Year	33,744,682.15	228,650,345.51
Average Daily Balance	10,811,368,336.85	9,962,531,812.17
Effective Rate of Return	3.67%	3.90%

Henry C. Levy, Treasurer - Tax Collector

**Alameda County Investment Pool  
Portfolio Management  
Portfolio Details - Investments  
January 31, 2026**

CUSIP	Investment #	Issuer	Average Balance	Purchase Date	Par Value	Market Value	Book Value	Stated Rate	YTM 365	Days to Maturity	Maturity Date
<b>Non-Negotiable CDs</b>											
SYS13565	13565	Bank of San Francisco		11/04/2025	5,000,000.00	5,000,000.00	5,000,000.00	3.900	3.954	92	05/04/2026
SYS13474	13474	Bridge Bank		03/25/2025	30,000,000.00	30,000,000.00	30,000,000.00	4.250	4.309	52	03/25/2026
SYS13544	13544	Bridge Bank		10/03/2025	35,000,000.00	35,000,000.00	35,000,000.00	3.900	3.954	61	04/03/2026
SYS13557	13557	California Bank & Trust		10/23/2025	10,000,000.00	10,000,000.00	10,000,000.00	3.060	3.103	98	05/10/2026
SYS13583	13583	California Bank & Trust		11/30/2025	25,000,000.00	25,000,000.00	25,000,000.00	3.060	3.103	125	06/06/2026
SYS13596	13596	Community Bank of the Bay		12/11/2025	10,000,000.00	10,000,000.00	10,000,000.00	3.650	3.701	130	06/11/2026
SYS13605	13605	Community Bank of the Bay		12/16/2025	10,000,000.00	10,000,000.00	10,000,000.00	3.650	3.701	135	06/16/2026
SYS13514	13514	East West Bank		06/09/2025	50,000,000.00	50,000,000.00	50,000,000.00	4.200	4.258	128	06/09/2026
SYS13468	13468	Self-Help Federal Credit Union		03/13/2025	230,000.00	230,000.00	230,000.00	4.000	4.056	40	03/13/2026
Subtotal and Average			175,230,000.00		175,230,000.00	175,230,000.00	175,230,000.00		3.903	99	
<b>Local Agency Investment Funds</b>											
SYS10285	10285	LAIF		07/01/2018	22,000,000.00	22,000,000.00	22,000,000.00	4.200	4.200	1	
Subtotal and Average			22,000,000.00		22,000,000.00	22,000,000.00	22,000,000.00		4.200	1	
<b>Joint Powers Authority</b>											
SYS13550	13550	California Fixed Income Trust		10/15/2025	150,000,000.00	150,000,000.00	150,000,000.00	3.800	3.800	1	
SYS10470	10470	California Asset Mgmt. Program		07/01/2018	124,000,000.00	124,000,000.00	124,000,000.00	3.850	3.850	1	
SYS12895	12895	CalTRUST - Liquidity Fund		12/09/2022	150,000,000.00	150,000,000.00	150,000,000.00	3.840	3.840	1	
SYS10472	10472	CalTrust - Short Term Fund		07/01/2018	0.00	0.00	0.00	3.930	3.930	1	
Subtotal and Average			424,000,000.00		424,000,000.00	424,000,000.00	424,000,000.00		3.829	1	
<b>Money Market Mutual Funds</b>											
09250C721	12656	BlackRock - Mischler		03/03/2022	1,000,000.00	1,000,000.00	1,000,000.00	3.520	3.520	1	
608919718	11093	Federated Fund 117		07/01/2018	459,000,000.00	459,000,000.00	459,000,000.00	3.590	3.590	1	
316175504	10274	Fidelity Fund No. 695		07/01/2018	1,000,000.00	1,000,000.00	1,000,000.00	3.540	3.540	1	
316175108	11090	Fidelity Fund 57		07/01/2018	1,000,000.00	1,000,000.00	1,000,000.00	3.570	3.570	1	
61747C707	10280	Morgan Stanley Fund 8302		07/01/2018	1,000,000.00	1,000,000.00	1,000,000.00	3.610	3.610	1	
61747C582	11089	Morgan Stanley Fund 8304		07/01/2018	1,000,000.00	1,000,000.00	1,000,000.00	3.550	3.550	1	
665279840	12588	No. Trust Siebert Williams		12/06/2021	1,000,000.00	1,000,000.00	1,000,000.00	3.580	3.580	1	
SYS12009	12009	State Street Institutional US		02/11/2020	500,000,000.00	500,000,000.00	500,000,000.00	3.650	3.650	1	
52470G791	10318	Western Asset Govt 4512		07/01/2018	369,000,000.00	369,000,000.00	369,000,000.00	3.600	3.600	1	
Subtotal and Average			1,425,838,709.68		1,334,000,000.00	1,334,000,000.00	1,334,000,000.00		3.615	1	

**Alameda County Investment Pool**  
**Portfolio Management**  
**Portfolio Details - Investments**  
**January 31, 2026**

CUSIP	Investment #	Issuer	Average Balance	Purchase Date	Par Value	Market Value	Book Value	Stated Rate	YTM 365	Days to Maturity	Maturity Date
<b>Money Market Bank Accounts</b>											
SYS12169	12169	Five Star Bank		11/12/2019	45,000,000.00	45,000,000.00	45,000,000.00	4.025	4.025	1	
SYS12601	12601	Bank of Montreal		12/22/2021	10,000,000.00	10,000,000.00	10,000,000.00	1.000	1.000	1	
SYS10286	10286	California Bank & Trust		07/01/2018	0.00	0.00	0.00	0.700	0.700	1	
SYS10290	10290	US Bank 3918		07/01/2018	1,000,000.00	1,000,000.00	1,000,000.00	0.090	0.090	1	
SYS10291	10291	US Bank 3213		07/01/2018	1,000,000.00	1,000,000.00	1,000,000.00	0.090	0.090	1	
		<b>Subtotal and Average</b>	<b>57,000,000.00</b>		<b>57,000,000.00</b>	<b>57,000,000.00</b>	<b>57,000,000.00</b>		<b>3.356</b>	<b>1</b>	
<b>Corporate Notes</b>											
037833EB2	12387	Apple Inc.		02/08/2021	20,000,000.00	19,988,150.80	19,955,000.00	0.700	0.745	7	02/08/2026
037833DB3	12935	Apple Inc.		02/07/2023	21,646,000.00	21,411,221.42	20,561,557.05	2.900	4.106	588	09/12/2027
037833ET3	13030	Apple Inc.		05/10/2023	15,000,000.00	15,107,692.95	14,971,050.00	4.000	4.043	829	05/10/2028
037833EC0	13185	Apple Inc.		11/15/2023	10,000,000.00	9,531,666.40	8,566,870.20	1.200	5.000	737	02/09/2028
037833CJ7	13211	Apple Inc.		12/12/2023	11,409,000.00	11,373,581.33	10,984,813.38	3.350	4.627	373	02/09/2027
037833EY2	13499	Apple Inc.		05/12/2025	20,000,000.00	20,159,889.60	19,960,800.00	4.000	4.070	831	05/12/2028
037833EZ9	13500	Apple Inc.		05/12/2025	20,000,000.00	20,208,463.00	19,966,000.00	4.200	4.238	1,561	05/12/2030
00440KAB9	13446	ACCENTURE CAPITAL INC		01/06/2025	13,548,000.00	13,593,550.95	13,154,701.56	4.050	4.739	1,341	10/04/2029
00724PAH2	13455	Adobe Inc		01/17/2025	15,000,000.00	15,290,896.80	14,992,050.00	4.750	4.769	715	01/17/2028
023135BX3	12443	Amazon		05/12/2021	10,000,000.00	9,927,659.40	9,956,800.00	1.000	1.089	100	05/12/2026
023135CF1	12686	Amazon		04/13/2022	7,000,000.00	6,972,986.65	6,985,580.00	3.300	3.345	436	04/13/2027
023135BC9	13213	Amazon		12/13/2023	16,158,000.00	16,046,452.12	15,299,687.04	3.150	4.734	567	08/22/2027
023135BX3	13214	Amazon		12/13/2023	17,622,000.00	17,494,521.39	16,082,894.52	1.000	4.879	100	05/12/2026
023135BC9	13275	Amazon		02/28/2024	18,000,000.00	17,875,735.74	17,081,460.00	3.150	4.757	567	08/22/2027
023135BC9	13332	Amazon		06/26/2024	15,000,000.00	14,896,446.45	14,289,939.00	3.150	4.783	567	08/22/2027
023135CT1	13575	Amazon		11/20/2025	5,000,000.00	5,000,454.80	4,994,650.00	4.100	4.124	1,753	11/20/2030
023135CS3	13576	Amazon		11/20/2025	20,000,000.00	20,071,607.40	19,995,600.00	3.900	3.908	1,023	11/20/2028
06048WM31	12453	Bank of America Corp.		05/28/2021	10,000,000.00	9,923,421.70	10,000,000.00	1.250	1.250	116	05/28/2026
06048WM64	12482	Bank of America Corp.		07/07/2021	10,000,000.00	9,896,398.40	9,975,000.00	1.200	1.252	144	06/25/2026
06048WN63	12530	Bank of America Corp.		10/08/2021	4,898,000.00	4,825,699.54	4,844,122.00	1.150	1.382	221	09/10/2026
06055JHY8	13441	Bank of America Corp.		12/23/2024	25,000,000.00	25,075,385.25	25,000,000.00	4.800	4.800	873	06/23/2028
06055JLP2	13498	Bank of America Corp.		05/12/2025	15,000,000.00	15,033,553.35	15,000,000.00	4.550	4.550	831	05/12/2028
06055JMK2	13518	Bank of America Corp.		06/11/2025	25,000,000.00	25,052,253.75	25,000,000.00	4.750	4.750	1,044	12/11/2028
06055JMX4	13530	Bank of America Corp.		08/13/2025	25,000,000.00	25,110,691.50	25,000,000.00	4.550	4.613	1,108	02/13/2029
06406RAD9	13349	Bank of NY		08/29/2024	10,000,000.00	9,954,922.40	9,775,400.00	3.250	4.132	469	05/16/2027
06406RAF4	13353	Bank of NY		09/06/2024	11,000,000.00	10,926,467.86	10,756,102.72	3.400	4.105	727	01/29/2028
06406RAD9	13495	Bank of NY		05/08/2025	10,000,000.00	9,954,922.40	9,828,000.00	3.250	4.145	469	05/16/2027
06368FAC3	12509	Bank of Montreal		09/15/2021	6,000,000.00	5,906,450.04	5,989,860.00	1.250	1.285	226	09/15/2026

Alameda County Investment Pool  
Portfolio Management  
Portfolio Details - Investments  
January 31, 2026

CUSIP	Investment #	Issuer	Average Balance	Purchase Date	Par Value	Market Value	Book Value	Stated Rate	YTM 365	Days to Maturity	Maturity Date
Corporate Notes											
17275RBR2	13269	Cisco Systems		02/26/2024	4,000,000.00	4,102,301.00	3,998,600.00	4.850	4.858	1,121	02/26/2029
17275RBP6	13271	Cisco Systems		02/26/2024	10,000,000.00	10,006,942.60	9,996,200.00	4.900	4.920	25	02/26/2026
17275RBR2	13272	Cisco Systems		02/26/2024	15,000,000.00	15,383,628.75	14,994,750.00	4.850	4.858	1,121	02/26/2029
17275RBQ4	13273	Cisco Systems		02/26/2024	20,000,000.00	20,219,887.80	19,974,000.00	4.800	4.847	390	02/26/2027
17275RBW1	13463	Cisco Systems		02/24/2025	2,500,000.00	2,539,759.30	2,497,300.00	4.550	4.589	753	02/24/2028
17291LUB9	13348	Citigroup		08/19/2024	25,000,000.00	24,943,322.00	25,000,000.00	4.450	4.450	564	08/19/2027
194162AR4	12950	Colgate Palmolive		03/01/2023	5,000,000.00	5,082,763.10	4,994,900.00	4.600	4.623	759	03/01/2028
194162AQ6	12951	Colgate Palmolive		03/01/2023	5,000,000.00	5,004,613.00	4,994,200.00	4.800	4.842	29	03/02/2026
194162AT0	13516	Colgate Palmolive		06/09/2025	15,429,000.00	15,561,301.05	15,293,379.09	4.200	4.401	1,550	05/01/2030
24422EWA3	12623	John Deere		01/10/2022	5,000,000.00	4,910,747.15	4,997,150.00	1.700	1.712	344	01/11/2027
24422EWX3	13051	John Deere		06/08/2023	5,000,000.00	5,016,973.20	4,997,100.00	4.750	4.771	127	06/08/2026
24422EWW7	13124	John Deere		09/13/2023	10,000,000.00	10,237,000.30	9,950,400.00	4.900	5.025	761	03/03/2028
24422EXB0	13125	John Deere		09/14/2023	17,000,000.00	17,464,457.34	16,900,890.00	4.950	5.086	894	07/14/2028
24422EXV6	13352	John Deere		09/06/2024	5,000,000.00	5,038,388.15	4,999,300.00	4.200	4.207	529	07/15/2027
26442UAT1	13467	Duke Energy		03/06/2025	1,000,000.00	1,007,006.31	999,430.00	4.350	4.380	398	03/06/2027
02079KAV9	13570	Alphabet Inc		11/06/2025	1,000,000.00	1,004,621.18	999,140.00	3.875	3.905	1,018	11/15/2028
02079KAV9	13571	Alphabet Inc		11/06/2025	3,000,000.00	3,013,863.54	2,997,420.00	3.875	3.905	1,018	11/15/2028
437076CH3	13274	Home Depot		02/28/2024	20,220,000.00	19,119,096.62	17,613,844.20	1.500	4.679	957	09/15/2028
437076DB5	13328	Home Depot		06/25/2024	5,000,000.00	5,079,209.35	4,983,450.00	4.875	4.995	509	06/25/2027
437076DC3	13329	Home Depot		06/25/2024	5,000,000.00	5,126,768.45	4,967,750.00	4.750	4.897	1,240	06/25/2029
437076DC3	13438	Home Depot		12/20/2024	6,422,000.00	6,584,821.40	6,420,073.40	4.750	4.757	1,240	06/25/2029
02665WFD8	13281	American Honda		03/13/2024	10,000,000.00	10,111,813.20	9,994,500.00	4.900	4.920	404	03/12/2027
478160DG6	13461	Johnson & Johnson		02/20/2025	15,000,000.00	15,133,724.10	15,000,000.00	4.500	4.499	393	03/01/2027
478160DH4	13462	Johnson & Johnson		02/20/2025	5,000,000.00	5,091,182.70	4,997,100.00	4.550	4.570	759	03/01/2028
48128G3N8	12454	J.P. Morgan		05/28/2021	5,000,000.00	4,962,391.80	5,000,000.00	1.200	1.200	116	05/28/2026
48128G3V0	12459	J.P. Morgan		06/11/2021	10,000,000.00	9,900,316.10	10,000,000.00	1.150	1.150	130	06/11/2026
48128G4R8	12486	J.P. Morgan		08/17/2021	10,000,000.00	9,818,551.80	9,990,000.00	1.150	1.171	197	08/17/2026
48130CGA7	13247	J.P. Morgan		01/26/2024	25,000,000.00	25,107,549.00	25,000,000.00	5.100	5.102	1,090	01/26/2029
48130CJG1	13283	J.P. Morgan		03/15/2024	20,000,000.00	20,358,111.40	20,000,000.00	5.100	5.100	1,138	03/15/2029
48135NVS2	13487	J.P. Morgan		04/28/2025	25,000,000.00	25,061,269.00	25,000,000.00	4.500	4.500	817	04/28/2028
46632FWD3	13560	J.P. Morgan		10/28/2025	10,000,000.00	9,981,816.50	10,000,000.00	4.150	4.150	1,730	10/28/2030
191216CV0	13534	Coca Cola		08/21/2025	31,000,000.00	28,096,944.86	27,703,150.00	1.650	4.125	1,581	06/01/2030
53961LB81	13599	Local Initiatives Support Corp		12/15/2025	25,000,000.00	24,989,938.50	25,000,000.00	4.450	4.450	1,778	12/15/2030
532457CK2	13259	ELI LILLY & CO		02/12/2024	10,000,000.00	10,185,257.40	9,993,361.00	4.500	4.515	1,104	02/09/2029
532457CK2	13260	ELI LILLY & CO		02/12/2024	5,000,000.00	5,092,628.70	4,995,997.50	4.500	4.518	1,104	02/09/2029
57636QAW4	12960	Mastercard Inc.		03/09/2023	10,000,000.00	10,221,687.00	9,990,300.00	4.875	4.897	767	03/09/2028

Alameda County Investment Pool  
Portfolio Management  
Portfolio Details - Investments  
January 31, 2026

CUSIP	Investment #	Issuer	Average Balance	Purchase Date	Par Value	Market Value	Book Value	Stated Rate	YTM	Days to 365 Maturity	Maturity Date
Corporate Notes											
57636QBA1	13351	Mastercard Inc.		09/05/2024	5,000,000.00	5,039,143.15	4,997,250.00	4.100	4.119	713	01/15/2028
57636QBA1	13373	Mastercard Inc.		10/09/2024	13,940,000.00	14,049,131.10	13,929,545.00	4.100	4.125	713	01/15/2028
57636QAM6	13447	Mastercard Inc.		01/06/2025	11,000,000.00	10,667,594.85	10,256,180.00	2.950	4.666	1,216	06/01/2029
58933YAX3	13510	MERCK		05/27/2025	10,000,000.00	9,854,872.60	9,677,400.00	3.400	4.334	1,130	03/07/2029
58933YBP9	13536	MERCK		09/09/2025	3,000,000.00	3,008,262.57	2,997,150.00	3.850	3.899	591	09/15/2027
58933YAZ8	13542	MERCK		09/25/2025	10,000,000.00	8,956,349.30	8,895,000.00	1.450	4.030	1,604	06/24/2030
59217GCK3	13140	MetLife		09/27/2023	10,000,000.00	9,864,399.90	9,064,200.00	3.000	5.660	595	09/19/2027
59217GFR5	13278	MetLife		02/29/2024	7,873,000.00	8,037,546.96	7,762,778.00	4.850	5.178	1,072	01/08/2029
58989V2L7	13601	MetLife		12/15/2025	10,000,000.00	9,957,696.20	10,083,933.33	4.200	4.245	1,688	09/16/2030
59217GFU8	13607	MetLife		01/12/2026	2,000,000.00	2,001,708.40	1,999,020.00	4.350	4.361	1,806	01/12/2031
30303M8S4	13347	Meta Platforms Inc		08/15/2024	25,000,000.00	25,293,933.50	24,924,000.00	4.300	4.368	1,291	08/15/2029
30303MAB8	13590	Meta Platforms Inc		12/08/2025	50,000,000.00	49,910,176.50	50,398,666.67	4.200	4.110	1,748	11/15/2030
30303MAB8	13600	Meta Platforms Inc		12/15/2025	20,000,000.00	19,964,070.60	20,088,000.00	4.200	4.210	1,748	11/15/2030
594918BY9	12932	Mircosoft Inc.		02/06/2023	5,000,000.00	4,983,753.50	4,867,300.00	3.300	4.025	370	02/06/2027
594918BY9	12933	Mircosoft Inc.		02/06/2023	5,000,000.00	4,983,753.50	4,863,500.00	3.300	4.046	370	02/06/2027
66989HAR9	13564	Novartis Capital Corp.		11/04/2025	10,000,000.00	9,253,894.60	9,273,888.89	2.200	3.997	1,655	08/14/2030
66989HAY4	13589	Novartis Capital Corp.		12/08/2025	51,000,000.00	51,002,546.94	51,191,675.00	4.100	4.099	1,738	11/05/2030
81762PAE2	13574	ServiceNow Inc		11/19/2025	11,691,000.00	10,307,722.28	10,300,628.34	1.400	4.244	1,673	09/01/2030
81762PAE2	13587	ServiceNow Inc		12/08/2025	7,448,000.00	6,566,753.53	6,582,856.87	1.400	4.223	1,673	09/01/2030
637639AH8	13139	National Securities Clearing		09/27/2023	5,085,000.00	5,199,595.92	5,008,979.25	5.100	5.506	658	11/21/2027
637639AK1	13300	National Securities Clearing		04/15/2024	25,700,000.00	26,293,402.46	25,590,004.00	5.000	5.115	849	05/30/2028
637639AK1	13313	National Securities Clearing		05/10/2024	15,085,000.00	15,433,306.47	15,056,036.80	5.000	5.052	849	05/30/2028
637639AM7	13330	National Securities Clearing		06/26/2024	12,000,000.00	12,311,113.80	11,978,400.00	4.900	4.941	1,241	06/26/2029
637639AL9	13331	National Securities Clearing		06/26/2024	10,000,000.00	10,052,392.10	9,999,400.00	5.150	5.153	145	06/26/2026
64952WFF5	13261	New York Life		02/12/2024	10,000,000.00	10,180,209.90	9,956,100.00	4.700	4.800	1,093	01/29/2029
64952WFP3	13528	New York Life		07/25/2025	10,000,000.00	10,053,298.10	9,994,400.00	4.150	4.170	905	07/25/2028
64952WFN8	13559	New York Life		10/24/2025	20,000,000.00	20,308,197.00	20,422,820.98	4.600	4.079	1,583	06/03/2030
64952WDS9	13604	New York Life		12/16/2025	15,000,000.00	13,131,959.55	13,197,000.00	1.200	4.178	1,648	08/07/2030
69371RS49	12981	PACCAR Financial Corp.		03/30/2023	17,000,000.00	17,018,971.15	16,988,610.00	4.450	4.474	57	03/30/2026
69371RS56	13108	PACCAR Financial Corp.		08/10/2023	3,000,000.00	3,019,106.58	2,998,500.00	5.050	5.068	190	08/10/2026
69371RS80	13253	PACCAR Financial Corp.		01/31/2024	10,000,000.00	10,206,414.00	9,983,700.00	4.600	4.660	1,095	01/31/2029
69371RT22	13314	PACCAR Financial Corp.		05/13/2024	7,000,000.00	7,113,363.18	6,994,610.00	5.000	5.028	466	05/13/2027
69371RT30	13344	PACCAR Financial Corp.		08/06/2024	7,000,000.00	7,079,073.33	6,990,690.00	4.450	4.498	551	08/06/2027
69371RT63	13465	PACCAR Financial Corp.		03/03/2025	10,000,000.00	10,167,605.30	9,993,900.00	4.550	4.572	761	03/03/2028
713448FQ6	12942	Pepsi Inc.		02/15/2023	3,000,000.00	3,000,401.16	2,998,260.00	4.550	4.571	12	02/13/2026
713448FW3	13178	Pepsi Inc.		11/10/2023	9,000,000.00	9,086,398.92	8,997,570.00	5.125	5.135	282	11/10/2026

Alameda County Investment Pool  
Portfolio Management  
Portfolio Details - Investments  
January 31, 2026

CUSIP	Investment #	Issuer	Average Balance	Purchase Date	Par Value	Market Value	Book Value	Stated Rate	YTM	Days to 365 Maturity	Maturity Date
Corporate Notes											
713448DY1	13263	Pepsi Inc.		02/13/2024	19,617,000.00	19,420,198.33	18,585,930.48	3.000	4.570	621	10/15/2027
713448GD4	13459	Pepsi Inc.		02/07/2025	3,000,000.00	3,021,427.50	2,999,940.00	4.400	4.401	371	02/07/2027
713448GA0	13460	Pepsi Inc.		02/07/2025	4,000,000.00	4,057,445.60	3,998,320.00	4.450	4.465	736	02/07/2028
713448DY1	13491	Pepsi Inc.		05/02/2025	12,985,000.00	12,854,731.88	12,672,710.75	3.000	4.039	621	10/15/2027
713448EZ7	13535	Pepsi Inc.		08/26/2025	5,000,000.00	4,532,872.25	4,484,900.00	1.625	4.064	1,550	05/01/2030
713448ES3	13569	Pepsi Inc.		11/06/2025	10,000,000.00	9,508,665.20	9,523,902.78	2.750	4.039	1,507	03/19/2030
716973AC6	13129	Pfizer		09/21/2023	14,086,000.00	14,233,976.53	13,689,760.82	4.450	5.135	838	05/19/2028
717081FJ7	13578	Pfizer		11/21/2025	15,000,000.00	15,050,365.05	14,998,350.00	3.875	3.881	652	11/15/2027
717081FD0	13579	Pfizer		11/21/2025	15,000,000.00	15,037,004.25	14,988,150.00	4.200	4.218	1,748	11/15/2030
717081FD0	13584	Pfizer		12/02/2025	50,000,000.00	50,123,347.50	50,198,166.67	4.200	4.139	1,748	11/15/2030
742718FV6	12637	Proctor & Gamble		02/01/2022	20,000,000.00	19,668,896.80	19,971,600.00	1.900	1.930	365	02/01/2027
742718FZ7	12924	Proctor & Gamble		01/26/2023	4,000,000.00	4,030,977.76	3,995,880.00	3.950	3.973	724	01/26/2028
742718GF0	13249	Proctor & Gamble		01/29/2024	25,000,000.00	25,483,185.50	24,989,000.00	4.350	4.360	1,093	01/29/2029
742718GM5	13515	Proctor & Gamble		06/09/2025	19,790,000.00	19,901,865.55	19,536,688.00	4.050	4.342	1,550	05/01/2030
808513BR5	12445	Charles Schwab		05/13/2021	4,000,000.00	3,971,621.88	3,990,720.00	1.150	1.198	101	05/13/2026
808513BY0	12655	Charles Schwab		03/03/2022	1,000,000.00	986,114.59	998,920.00	2.450	2.473	395	03/03/2027
857449AE2	13400	State Street Institutional US		11/25/2024	12,000,000.00	12,342,681.12	12,000,000.00	4.782	4.788	1,391	11/23/2029
857449AC6	13401	State Street Institutional US		11/25/2024	15,000,000.00	15,105,644.70	15,000,000.00	4.594	4.594	297	11/25/2026
857449AE2	13437	State Street Institutional US		12/20/2024	10,000,000.00	10,285,567.60	9,949,000.00	4.782	4.899	1,391	11/23/2029
89236TKJ3	13043	Toyota Motor Credit Corp		05/25/2023	11,180,000.00	11,319,861.80	11,142,435.20	4.550	4.635	596	09/20/2027
89236TMF9	13316	Toyota Motor Credit Corp		05/16/2024	7,000,000.00	7,222,286.96	6,985,020.00	5.050	5.099	1,200	05/16/2029
89236TMD4	13317	Toyota Motor Credit Corp		05/16/2024	7,000,000.00	7,028,683.41	6,995,450.00	5.200	5.235	103	05/15/2026
89236TMS1	13375	Toyota Motor Credit Corp		10/11/2024	10,000,000.00	10,097,370.70	10,016,484.46	4.350	4.261	614	10/08/2027
89236TNU5	13539	Toyota Motor Credit Corp		09/18/2025	5,000,000.00	4,963,341.55	5,000,000.00	4.000	4.000	1,690	09/18/2030
89236TNW1	13555	Toyota Motor Credit Corp		10/22/2025	10,000,000.00	9,961,262.60	10,000,000.00	4.050	4.050	1,724	10/22/2030
89236TNW1	13556	Toyota Motor Credit Corp		10/22/2025	10,000,000.00	9,961,262.60	10,000,000.00	4.050	4.050	1,724	10/22/2030
89236TPB5	13580	Toyota Motor Credit Corp		11/21/2025	20,000,000.00	19,964,590.00	20,000,000.00	4.200	4.200	1,754	11/21/2030
89236TPC3	13593	Toyota Motor Credit Corp		12/10/2025	15,000,000.00	14,934,108.15	15,000,000.00	4.150	4.150	1,773	12/10/2030
89236TPL3	13608	Toyota Motor Credit Corp		01/21/2026	8,750,000.00	8,752,322.69	8,750,000.00	4.150	4.150	1,815	01/21/2031
882508BK9	12507	Texas Instrument		09/15/2021	3,000,000.00	2,953,545.21	3,000,000.00	1.125	1.125	226	09/15/2026
882508BC7	13276	Texas Instrument		02/28/2024	20,871,000.00	20,651,040.32	19,576,998.00	2.900	4.755	640	11/03/2027
91324PFF4	13341	UnitedHealth Group		07/25/2024	5,000,000.00	5,018,463.55	4,991,600.00	4.750	4.841	164	07/15/2026
931142ER0	12512	Walmart		09/17/2021	3,000,000.00	2,951,633.82	2,994,330.00	1.050	1.089	228	09/17/2026
		Subtotal and Average	1,638,975,801.66		1,660,953,000.00	1,655,926,278.89	1,634,527,832.95		4.248	989	

Alameda County Investment Pool  
Portfolio Management  
Portfolio Details - Investments  
January 31, 2026

CUSIP	Investment #	Issuer	Average Balance	Purchase Date	Par Value	Market Value	Book Value	Stated Rate	YTM 365	Days to Maturity	Maturity Date
Washington Supranational Obligation											
45818WDA1	12412	InterAmerican Development Bank		03/11/2021	18,000,000.00	17,949,708.36	17,952,714.00	0.800	0.854	31	03/04/2026
45818WEP7	13060	InterAmerican Development Bank		06/15/2023	9,500,000.00	9,515,691.34	9,419,250.00	4.300	4.034	865	06/15/2028
45818WER3	13104	InterAmerican Development Bank		08/04/2023	50,000,000.00	50,003,928.00	49,224,000.00	4.050	4.400	907	07/27/2028
4581X0EM6	13208	InterAmerican Development Bank		12/12/2023	25,000,000.00	25,177,692.50	24,978,750.00	4.375	4.406	365	02/01/2027
45818WEW2	13242	InterAmerican Development Bank		01/22/2024	22,765,000.00	22,949,476.41	22,647,171.55	4.010	4.126	1,075	01/11/2029
45818WEZ5	13248	InterAmerican Development Bank		01/29/2024	15,000,000.00	15,037,304.40	14,985,906.30	4.125	4.146	1,093	01/29/2029
45818WFT8	13451	InterAmerican Development Bank		01/10/2025	42,460,000.00	42,479,027.60	42,460,000.00	5.000	5.000	1,261	07/16/2029
459058JS3	12390	International Bank Recon & D		02/10/2021	15,000,000.00	14,989,351.50	15,000,000.00	0.650	0.650	9	02/10/2026
45905U5Y6	12400	International Bank Recon & D		02/18/2021	9,500,000.00	9,485,697.37	9,492,875.00	0.600	0.615	17	02/18/2026
45905U5Y6	12401	International Bank Recon & D		02/18/2021	10,000,000.00	9,984,944.60	10,000,000.00	0.600	0.600	17	02/18/2026
45906M2L4	12414	International Bank Recon & D		03/12/2021	15,000,000.00	14,970,498.15	14,857,500.00	0.650	0.846	23	02/24/2026
45906M4E8	13065	International Bank Recon & D		06/26/2023	10,000,000.00	10,018,810.60	10,000,000.00	4.500	4.500	876	06/26/2028
45906M4E8	13096	International Bank Recon & D		07/28/2023	25,000,000.00	25,047,026.50	24,723,803.75	4.500	4.754	876	06/26/2028
45906M4E8	13109	International Bank Recon & D		08/17/2023	25,000,000.00	25,047,026.50	24,655,781.75	4.500	4.820	876	06/26/2028
459058KW2	13133	International Bank Recon & D		09/26/2023	20,000,000.00	20,479,580.20	19,995,000.00	4.625	4.624	912	08/01/2028
459058KT9	13172	International Bank Recon & D		11/08/2023	30,000,000.00	29,922,811.20	28,516,800.00	3.500	4.688	892	07/12/2028
459058JN4	13183	International Bank Recon & D		11/14/2023	20,000,000.00	19,014,589.80	17,050,000.00	0.750	4.823	661	11/24/2027
459058JZ7	13184	International Bank Recon & D		11/14/2023	25,000,000.00	23,457,533.25	21,069,750.00	1.125	4.811	955	09/13/2028
45905U5Z3	13196	International Bank Recon & D		11/24/2023	5,000,000.00	4,943,395.60	4,650,850.00	2.250	4.827	274	11/02/2026
459058KT9	13210	International Bank Recon & D		12/12/2023	50,000,000.00	49,871,352.00	48,149,137.00	3.500	4.400	892	07/12/2028
45906M4N8	13228	International Bank Recon & D		12/21/2023	50,000,000.00	50,038,813.50	50,000,000.00	4.430	4.430	886	07/06/2028
45906M4X6	13264	International Bank Recon & D		02/16/2024	50,000,000.00	51,189,170.00	50,000,000.00	4.650	4.650	1,111	02/16/2029
45906M4Y4	13266	International Bank Recon & D		02/22/2024	50,000,000.00	51,189,736.00	50,000,000.00	4.910	4.910	1,116	02/21/2029
45906M5H0	13306	International Bank Recon & D		04/24/2024	20,000,000.00	20,090,052.20	20,000,000.00	5.170	5.241	1,178	04/24/2029
45906M5K3	13393	International Bank Recon & D		11/07/2024	5,000,000.00	5,014,960.15	5,000,000.00	4.750	4.232	1,275	07/30/2029
45906M5K3	13394	International Bank Recon & D		11/07/2024	46,541,000.00	46,680,252.07	46,541,000.00	4.750	4.232	1,275	07/30/2029
459058JX2	13428	International Bank Recon & D		12/17/2024	25,000,000.00	24,682,638.50	23,710,000.00	0.875	4.292	164	07/15/2026
459058JZ7	13431	International Bank Recon & D		12/18/2024	39,996,000.00	37,528,299.99	35,656,833.96	1.125	4.299	955	09/13/2028
459058KT9	13435	International Bank Recon & D		12/19/2024	25,000,000.00	24,935,676.00	24,357,500.00	3.500	4.285	892	07/12/2028
459058LY7	13561	International Bank Recon & D		10/28/2025	25,000,000.00	24,658,851.25	24,853,750.00	3.500	3.629	1,730	10/28/2030
45950VPX8	12446	IFCDN		05/14/2021	10,000,000.00	9,921,527.50	10,000,000.00	0.860	0.860	102	05/14/2026
45950KDD9	13081	IFCDN		07/13/2023	20,000,000.00	20,406,500.20	19,977,800.00	4.500	4.525	893	07/13/2028
45950VSX5	13265	IFCDN		02/21/2024	50,000,000.00	50,237,550.00	50,000,000.00	4.910	4.910	1,116	02/21/2029
45950VTD8	13296	IFCDN		04/11/2024	50,000,000.00	50,516,588.00	50,000,000.00	4.640	4.640	1,165	04/11/2029
45950VTE6	13297	IFCDN		04/12/2024	50,000,000.00	50,211,671.50	50,000,000.00	4.890	4.890	1,166	04/12/2029
45950VTJ5	13305	IFCDN		04/23/2024	50,000,000.00	50,300,933.00	50,000,000.00	5.160	5.160	995	10/23/2028

**Alameda County Investment Pool**  
**Portfolio Management**  
**Portfolio Details - Investments**  
**January 31, 2026**

CUSIP	Investment #	Issuer	Average Balance	Purchase Date	Par Value	Market Value	Book Value	Stated Rate	YTM 365	Days to Maturity	Maturity Date
<b>Washington Supranational Obligation</b>											
45950VUB0	13399	IFCDN		11/20/2024	50,000,000.00	49,765,560.00	50,000,000.00	4.600	4.129	1,388	11/20/2029
45950VUF1	13454	IFCDN		01/17/2025	32,000,000.00	32,098,534.40	32,000,000.00	4.640	4.640	897	07/17/2028
Subtotal and Average			1,092,087,463.63		1,090,762,000.00	1,089,812,760.14	1,071,926,173.31		4.304	947	
<b>Commercial Paper Disc. -Amortizing</b>											
89233HFH2	13591	Toyota Motor Credit Corp		12/08/2025	50,000,000.00	49,287,000.00	48,976,027.78	3.860	3.995	136	06/17/2026
Subtotal and Average			48,976,027.78		50,000,000.00	49,287,000.00	48,976,027.78		3.995	136	
<b>Agency Bullets (Aaa/AA+)</b>											
31422X3F7	13047	Farmer Mac		06/01/2023	15,000,000.00	15,018,523.80	14,913,900.00	4.125	4.331	120	06/01/2026
31422X4P4	13074	Farmer Mac		07/03/2023	10,000,000.00	10,110,183.00	10,000,000.00	4.380	4.380	516	07/02/2027
31422X5V0	13107	Farmer Mac		08/07/2023	15,000,000.00	15,270,344.85	15,000,000.00	4.430	4.430	918	08/07/2028
31422X6X5	13121	Farmer Mac		09/08/2023	25,000,000.00	25,109,959.50	25,000,000.00	5.100	5.100	950	09/08/2028
31424WAE2	13144	Farmer Mac		09/29/2023	15,000,000.00	15,109,675.05	14,979,900.00	5.020	5.073	183	08/03/2026
31424WAZ5	13159	Farmer Mac		10/20/2023	25,000,000.00	25,839,814.50	25,000,000.00	5.000	5.000	992	10/20/2028
31424WDD1	13206	Farmer Mac		12/11/2023	20,000,000.00	20,092,295.20	20,000,000.00	4.650	4.651	953	09/11/2028
31424WDG4	13219	Farmer Mac		12/15/2023	25,000,000.00	25,055,790.00	25,000,000.00	4.800	4.800	1,048	12/15/2028
31424WDN9	13231	Farmer Mac		12/22/2023	50,000,000.00	49,725,992.50	50,000,000.00	4.300	4.301	964	09/22/2028
31424WDZ2	13233	Farmer Mac		12/29/2023	25,000,000.00	25,029,594.25	25,000,000.00	4.350	4.350	879	06/29/2028
31424WFB3	13245	Farmer Mac		01/26/2024	25,000,000.00	25,081,841.25	25,000,000.00	4.550	4.550	1,271	07/26/2029
31424WJN3	13322	Farmer Mac		05/28/2024	25,000,000.00	25,249,325.50	25,000,000.00	5.000	5.001	1,615	07/05/2030
31424WKM3	13333	Farmer Mac		06/28/2024	20,000,000.00	20,191,439.80	20,000,000.00	4.670	4.670	1,601	06/21/2030
31424WQM7	13391	Farmer Mac		11/05/2024	25,000,000.00	25,082,598.00	25,000,000.00	4.400	4.400	1,373	11/05/2029
3133EPCX1	12961	Federal Farm Credit Bank		03/10/2023	10,000,000.00	10,151,970.90	9,991,900.00	4.375	4.393	768	03/10/2028
3133EPJX4	13035	Federal Farm Credit Bank		05/17/2023	10,000,000.00	9,999,238.80	9,938,639.90	3.625	1.215	16	02/17/2026
3133EPLC7	13045	Federal Farm Credit Bank		05/26/2023	10,000,000.00	10,002,466.20	9,990,800.00	4.125	4.163	25	02/26/2026
3133EPLD5	13046	Federal Farm Credit Bank		05/30/2023	10,000,000.00	10,067,036.20	9,982,500.00	3.875	3.914	849	05/30/2028
3133EPME2	13050	Federal Farm Credit Bank		06/08/2023	15,000,000.00	15,107,199.00	14,966,850.00	3.875	3.924	858	06/08/2028
3133EPMV4	13058	Federal Farm Credit Bank		06/15/2023	10,000,000.00	10,074,619.00	9,992,100.00	4.125	4.147	499	06/15/2027
3133EPNG6	13063	Federal Farm Credit Bank		06/23/2023	25,000,000.00	25,069,649.00	24,986,750.00	4.375	4.394	142	06/23/2026
3133EPPE9	13077	Federal Farm Credit Bank		07/06/2023	15,000,000.00	15,049,438.05	14,978,310.90	4.375	4.427	155	07/06/2026
3133EPQC2	13087	Federal Farm Credit Bank		07/26/2023	16,985,000.00	17,047,919.40	16,949,798.08	4.625	4.700	166	07/17/2026
3133EPWK7	13131	Federal Farm Credit Bank		09/22/2023	25,000,000.00	25,561,189.25	24,853,107.52	4.500	4.633	964	09/22/2028
3133EPX91	13244	Federal Farm Credit Bank		01/25/2024	25,000,000.00	25,134,675.75	24,970,350.00	4.125	4.167	358	01/25/2027
3133EP2T1	13258	Federal Farm Credit Bank		02/12/2024	20,000,000.00	20,112,469.40	19,952,600.00	4.125	4.210	376	02/12/2027
3133ELV92	13262	Federal Farm Credit Bank		02/12/2024	10,000,000.00	9,611,531.40	8,901,400.00	0.770	4.237	534	07/20/2027

**Alameda County Investment Pool  
Portfolio Management  
Portfolio Details - Investments  
January 31, 2026**

CUSIP	Investment #	Issuer	Average Balance	Purchase Date	Par Value	Market Value	Book Value	Stated Rate	YTM	Days to 365 Maturity	Maturity Date
<b>Agency Bullets (Aaa/AA+)</b>											
3130AWC24	13064	Federal Home Loan Bank		06/23/2023	15,000,000.00	15,144,171.00	14,959,800.00	4.000	4.059	859	06/09/2028
3130AWC24	13068	Federal Home Loan Bank		06/28/2023	9,025,000.00	9,111,742.89	8,981,409.25	4.000	4.108	859	06/09/2028
3130AWN63	13082	Federal Home Loan Bank		07/14/2023	10,000,000.00	10,108,532.50	9,973,400.00	4.000	4.060	880	06/30/2028
3130AWN63	13083	Federal Home Loan Bank		07/14/2023	20,000,000.00	20,217,065.00	19,946,800.00	4.000	4.060	880	06/30/2028
3130AWTQ3	13142	Federal Home Loan Bank		09/28/2023	16,600,000.00	16,700,019.65	16,427,526.00	4.625	5.003	222	09/11/2026
3130AXU63	13189	Federal Home Loan Bank		11/17/2023	20,000,000.00	20,160,072.60	19,964,600.00	4.625	4.689	289	11/17/2026
3130AXU63	13190	Federal Home Loan Bank		11/17/2023	30,000,000.00	30,240,108.90	29,907,883.47	4.625	4.736	289	11/17/2026
3130AYPN0	13250	Federal Home Loan Bank		01/29/2024	25,000,000.00	25,127,391.25	24,943,750.00	4.125	4.207	348	01/15/2027
3130AYPN0	13251	Federal Home Loan Bank		01/29/2024	50,000,000.00	50,254,782.50	49,887,500.00	4.125	4.207	348	01/15/2027
3130B2PJ8	13356	Federal Home Loan Bank		09/13/2024	15,000,000.00	14,997,612.75	14,980,050.00	3.625	3.691	215	09/04/2026
3130B3A29	13374	Federal Home Loan Bank		10/11/2024	25,000,000.00	25,056,104.50	24,994,750.00	4.000	4.011	250	10/09/2026
3130B6R24	13519	Federal Home Loan Bank		06/13/2025	18,500,000.00	18,582,405.66	18,475,395.00	3.875	3.946	488	06/04/2027
3130B82L5	13547	Federal Home Loan Bank		10/09/2025	10,000,000.00	9,992,268.00	9,979,700.00	3.500	3.607	610	10/04/2027
3130B2PJ8	13558	Federal Home Loan Bank		10/24/2025	50,000,000.00	49,992,042.50	50,245,486.11	3.625	3.636	215	09/04/2026
<b>Subtotal and Average</b>			<b>850,952,440.10</b>		<b>836,110,000.00</b>	<b>840,641,099.25</b>	<b>834,016,956.23</b>		<b>4.334</b>	<b>648</b>	
<b>Treasury Notes and Bonds</b>											
91282CBQ3	12409	U.S. Treasury		03/01/2021	25,000,000.00	24,941,905.25	24,630,859.38	0.500	0.802	27	02/28/2026
91282CCZ2	12520	U.S. Treasury		09/30/2021	50,000,000.00	49,116,406.00	49,666,015.65	0.875	1.012	241	09/30/2026
91282CFB2	13378	U.S. Treasury		10/16/2024	100,000,000.00	98,871,094.00	97,035,156.00	2.750	3.880	545	07/31/2027
91282CLK5	13379	U.S. Treasury		10/16/2024	100,000,000.00	99,812,500.00	99,000,000.00	3.625	3.851	1,307	08/31/2029
9128284V9	13380	U.S. Treasury		10/16/2024	100,000,000.00	98,312,500.00	96,500,000.00	2.875	3.866	926	08/15/2028
91282CLG4	13381	U.S. Treasury		10/16/2024	100,000,000.00	100,316,406.00	99,679,688.00	3.750	3.869	560	08/15/2027
91282CLP4	13388	U.S. Treasury		10/30/2024	50,000,000.00	49,965,234.50	49,392,578.00	3.500	4.164	241	09/30/2026
91282CLG4	13389	U.S. Treasury		10/30/2024	50,000,000.00	50,158,203.00	49,507,812.50	3.750	4.125	560	08/15/2027
91282CCW9	13432	U.S. Treasury		12/18/2024	50,000,000.00	49,186,718.50	47,154,296.89	0.750	4.258	211	08/31/2026
91282CPN5	13586	U.S. Treasury		12/05/2025	100,000,000.00	98,710,938.00	99,227,764.42	3.500	3.681	1,763	11/30/2030
<b>Subtotal and Average</b>			<b>711,794,170.84</b>		<b>725,000,000.00</b>	<b>719,391,905.25</b>	<b>711,794,170.84</b>		<b>3.600</b>	<b>793</b>	
<b>Agency Callables (Aaa/AA+)</b>											
31424WDC3	13209	Farmer Mac		12/12/2023	50,000,000.00	50,107,182.50	50,000,000.00	4.700	4.700	862	06/12/2028
31424WHF2	13303	Farmer Mac		04/18/2024	50,000,000.00	50,163,706.00	50,000,000.00	5.125	5.127	1,233	06/18/2029
31424WJE3	13315	Farmer Mac		05/14/2024	25,000,000.00	25,060,875.00	25,000,000.00	5.140	5.140	1,382	11/14/2029
31424WLS9	13338	Farmer Mac		07/24/2024	25,000,000.00	25,021,037.75	25,000,000.00	4.500	4.500	1,818	01/24/2031
31424WPD8	13361	Farmer Mac		09/24/2024	25,000,000.00	24,892,002.50	25,000,000.00	4.040	4.040	1,696	09/24/2030
31424WPG1	13366	Farmer Mac		10/02/2024	25,000,000.00	24,959,047.50	25,000,000.00	4.020	4.021	1,431	01/02/2030

Alameda County Investment Pool  
Portfolio Management  
Portfolio Details - Investments  
January 31, 2026

CUSIP	Investment #	Issuer	Average Balance	Purchase Date	Par Value	Market Value	Book Value	Stated Rate	YTM	Days to 365 Maturity	Maturity Date
Agency Callables (Aaa/AA+)											
31424WQK1	13386	Farmer Mac		10/25/2024	25,000,000.00	25,023,885.50	25,000,000.00	4.190	4.190	1,362	10/25/2029
31424WRB0	13398	Farmer Mac		11/19/2024	50,000,000.00	50,485,972.00	50,000,000.00	4.550	4.550	1,387	11/19/2029
31424WRR5	13412	Farmer Mac		12/05/2024	25,000,000.00	25,056,966.50	25,000,000.00	4.550	4.550	855	06/05/2028
31424WRR5	13413	Farmer Mac		12/05/2024	50,000,000.00	50,113,933.00	50,000,000.00	4.550	4.550	855	06/05/2028
31424WNX6	13423	Farmer Mac		12/11/2024	10,093,000.00	10,094,919.28	9,958,775.82	3.970	4.280	1,325	09/18/2029
31424WSS2	13442	Farmer Mac		12/23/2024	50,000,000.00	50,197,057.00	50,000,000.00	4.500	4.502	964	09/22/2028
31424WTP7	13452	Farmer Mac		01/15/2025	25,000,000.00	25,059,098.75	25,000,000.00	4.400	4.400	529	07/15/2027
31424WVU3	13464	Farmer Mac		02/28/2025	25,000,000.00	25,115,637.75	25,000,000.00	4.600	4.600	939	08/28/2028
31424WXC1	13473	Farmer Mac		03/21/2025	25,000,000.00	25,082,606.75	25,000,000.00	4.350	4.339	963	09/21/2028
31424WYH9	13485	Farmer Mac		04/24/2025	50,000,000.00	50,130,809.50	50,000,000.00	4.250	4.252	904	07/24/2028
31424WC26	13511	Farmer Mac		05/30/2025	25,000,000.00	25,048,440.50	25,000,000.00	4.375	4.375	880	06/30/2028
31424WJ60	13522	Farmer Mac		07/16/2025	10,000,000.00	10,014,147.20	10,000,000.00	4.125	4.125	1,261	07/16/2029
31424W2A9	13562	Farmer Mac		11/03/2025	25,000,000.00	24,988,537.00	25,000,000.00	3.625	3.626	1,279	08/03/2029
31424W2E1	13567	Farmer Mac		11/05/2025	10,000,000.00	9,953,241.70	10,000,000.00	4.000	4.000	1,646	08/05/2030
31424W4B5	13592	Farmer Mac		12/09/2025	50,000,000.00	49,919,877.00	50,000,000.00	3.800	3.800	1,772	12/09/2030
31424W4U3	13594	Farmer Mac		12/11/2025	50,000,000.00	49,807,194.50	50,000,000.00	4.000	4.000	1,713	10/11/2030
31428JAF4	13610	Farmer Mac		01/26/2026	25,000,000.00	25,022,729.25	25,000,000.00	3.850	3.850	1,271	07/26/2029
31428JAE7	13612	Farmer Mac		01/28/2026	25,000,000.00	25,000,000.00	25,000,000.00	4.020	4.020	2,003	07/28/2031
3133EMZS4	12447	Federal Farm Credit Bank		05/18/2021	10,000,000.00	9,917,071.70	10,000,000.00	0.900	0.900	106	05/18/2026
3133EMQ62	13294	Federal Farm Credit Bank		04/08/2024	25,000,000.00	24,707,593.50	23,004,000.00	0.990	4.751	162	07/13/2026
3133ENYM6	13312	Federal Farm Credit Bank		04/30/2024	17,625,000.00	17,554,077.00	16,854,787.50	3.780	4.969	858	06/08/2028
3133EM5P3	13318	Federal Farm Credit Bank		05/17/2024	25,000,000.00	23,509,879.00	21,795,904.00	1.300	4.589	962	09/20/2028
3133EK4C7	13426	Federal Farm Credit Bank		12/13/2024	37,960,000.00	35,954,170.82	34,463,504.40	2.170	4.282	1,366	10/29/2029
3130AKXB7	12391	Federal Home Loan Bank		02/11/2021	10,000,000.00	9,992,210.10	10,000,000.00	0.580	0.580	10	02/11/2026
3130AKXB7	12392	Federal Home Loan Bank		02/11/2021	20,000,000.00	19,984,420.20	20,000,000.00	0.580	0.580	10	02/11/2026
3130AKWA0	12393	Federal Home Loan Bank		02/12/2021	13,000,000.00	12,982,522.67	12,979,200.00	0.520	0.552	11	02/12/2026
3130AKXQ4	12394	Federal Home Loan Bank		02/12/2021	15,000,000.00	14,987,079.45	15,000,000.00	0.600	0.600	11	02/12/2026
3130AKVR4	12395	Federal Home Loan Bank		02/12/2021	20,000,000.00	19,982,347.40	20,000,000.00	0.550	0.550	11	02/12/2026
3130AL3S1	12397	Federal Home Loan Bank		02/17/2021	10,000,000.00	9,987,277.80	10,000,000.00	0.625	0.625	16	02/17/2026
3130ALEM2	12403	Federal Home Loan Bank		02/25/2021	15,000,000.00	14,972,168.85	15,000,000.00	0.790	0.790	24	02/25/2026
3130AKZ25	12406	Federal Home Loan Bank		02/26/2021	10,000,000.00	9,979,830.50	10,000,000.00	0.650	0.650	25	02/26/2026
3130ALGJ7	12419	Federal Home Loan Bank		03/23/2021	20,000,000.00	19,902,312.80	20,000,000.00	1.000	1.000	50	03/23/2026
3130ALGJ7	12420	Federal Home Loan Bank		03/23/2021	9,250,000.00	9,204,819.67	9,250,000.00	1.000	1.000	50	03/23/2026
3130AMAG7	12437	Federal Home Loan Bank		04/29/2021	10,000,000.00	9,936,700.00	10,000,000.00	1.050	1.050	87	04/29/2026
3130AMU75	12476	Federal Home Loan Bank		06/30/2021	10,000,000.00	9,887,095.80	10,000,000.00	1.000	1.000	145	06/26/2026
3130ANSC5	12494	Federal Home Loan Bank		08/30/2021	15,000,000.00	14,774,666.85	15,000,000.00	1.000	1.000	206	08/26/2026

Alameda County Investment Pool  
Portfolio Management  
Portfolio Details - Investments  
January 31, 2026

CUSIP	Investment #	Issuer	Average Balance	Purchase Date	Par Value	Market Value	Book Value	Stated Rate	YTM	Days to 365 Maturity	Maturity Date
Agency Callables (Aaa/AA+)											
3130APVJ1	12571	Federal Home Loan Bank		11/23/2021	15,000,000.00	14,740,863.75	15,000,000.00	1.500	1.500	295	11/23/2026
3130APWE1	12582	Federal Home Loan Bank		11/30/2021	15,000,000.00	14,744,562.60	15,000,000.00	1.500	1.500	297	11/25/2026
3130APW43	12585	Federal Home Loan Bank		12/02/2021	8,125,000.00	7,985,706.38	8,123,375.00	1.500	1.504	304	12/02/2026
3130AQZ25	12607	Federal Home Loan Bank		12/27/2021	25,000,000.00	24,913,162.00	25,000,000.00	1.500	1.500	54	03/27/2026
3130AQM83	12632	Federal Home Loan Bank		01/28/2022	4,185,000.00	4,142,599.63	4,164,261.00	1.600	1.716	176	07/27/2026
3130AQUT8	12645	Federal Home Loan Bank		02/17/2022	10,000,000.00	9,845,550.80	10,000,000.00	2.010	2.010	381	02/17/2027
3130AQUY7	12648	Federal Home Loan Bank		02/25/2022	10,000,000.00	9,840,620.10	10,000,000.00	2.050	2.050	389	02/25/2027
3130AQZT3	12993	Federal Home Loan Bank		04/18/2023	8,395,000.00	8,309,208.89	7,943,181.10	2.750	4.266	400	03/08/2027
3130ANED8	12994	Federal Home Loan Bank		04/19/2023	18,850,000.00	18,603,243.70	16,998,741.50	1.000	4.246	176	07/27/2026
3130AMU75	13021	Federal Home Loan Bank		05/02/2023	5,000,000.00	4,943,547.90	4,538,600.00	1.000	4.155	145	06/26/2026
3130AL5A8	13022	Federal Home Loan Bank		05/02/2023	16,225,000.00	15,776,829.32	14,407,637.75	0.900	4.100	390	02/26/2027
3130ANLF5	13177	Federal Home Loan Bank		11/09/2023	10,000,000.00	9,627,252.90	8,729,200.00	1.050	4.752	569	08/24/2027
3130AXSN9	13182	Federal Home Loan Bank		11/14/2023	25,000,000.00	25,117,686.50	25,000,000.00	5.000	5.000	1,017	11/14/2028
3130ANYN4	13191	Federal Home Loan Bank		11/20/2023	10,000,000.00	9,825,848.20	8,995,000.00	1.000	4.801	241	09/30/2026
3130AXY85	13203	Federal Home Loan Bank		12/08/2023	25,000,000.00	25,074,750.25	25,000,000.00	4.750	4.750	1,041	12/08/2028
3130AP4Z5	13218	Federal Home Loan Bank		12/14/2023	23,780,000.00	23,356,234.46	21,565,606.40	0.900	4.482	241	09/30/2026
3130AY7H3	13222	Federal Home Loan Bank		12/19/2023	50,000,000.00	50,105,477.00	50,000,000.00	4.350	4.351	963	09/21/2028
3130AQUT8	13223	Federal Home Loan Bank		12/19/2023	15,000,000.00	14,768,326.20	13,985,250.00	2.010	4.322	381	02/17/2027
3130ALGL2	13224	Federal Home Loan Bank		12/19/2023	50,000,000.00	48,684,770.00	45,186,000.00	1.115	4.385	390	02/26/2027
3130ANMH0	13227	Federal Home Loan Bank		12/20/2023	15,000,000.00	14,785,954.65	13,750,650.00	1.100	4.446	200	08/20/2026
3130AMZZ8	13236	Federal Home Loan Bank		01/19/2024	25,000,000.00	24,194,556.25	22,620,250.00	1.220	4.216	514	06/30/2027
3130AYLJ3	13238	Federal Home Loan Bank		01/19/2024	50,000,000.00	50,208,346.50	50,000,000.00	4.350	4.350	1,083	01/19/2029
3130AYMA1	13241	Federal Home Loan Bank		01/22/2024	50,000,000.00	50,284,119.50	50,000,000.00	4.250	4.250	1,086	01/22/2029
3130AYV60	13254	Federal Home Loan Bank		02/07/2024	50,000,000.00	50,249,306.50	50,000,000.00	4.655	4.655	1,102	02/07/2029
3130AYV52	13255	Federal Home Loan Bank		02/09/2024	50,000,000.00	50,406,638.00	50,000,000.00	4.390	4.390	1,104	02/09/2029
3130AYWC6	13256	Federal Home Loan Bank		02/09/2024	50,000,000.00	50,351,957.50	50,000,000.00	4.400	4.400	1,285	08/09/2029
3130B0BS7	13280	Federal Home Loan Bank		03/08/2024	25,000,000.00	25,256,710.50	25,000,000.00	4.600	4.246	1,496	03/08/2030
3130B0R84	13293	Federal Home Loan Bank		04/05/2024	50,000,000.00	50,270,952.00	50,000,000.00	4.860	4.860	977	10/05/2028
3130B0TW9	13295	Federal Home Loan Bank		04/10/2024	50,000,000.00	50,260,266.00	49,990,000.00	5.050	5.056	1,255	07/10/2029
3130B0T41	13298	Federal Home Loan Bank		04/12/2024	50,000,000.00	50,729,212.50	50,000,000.00	4.715	4.715	1,349	10/12/2029
3130B0VY2	13299	Federal Home Loan Bank		04/12/2024	50,000,000.00	50,620,356.00	50,000,000.00	5.000	5.002	1,257	07/12/2029
3130B0W54	13301	Federal Home Loan Bank		04/16/2024	25,000,000.00	25,276,593.75	25,000,000.00	5.000	5.002	1,261	07/16/2029
3130B15H6	13307	Federal Home Loan Bank		04/29/2024	25,000,000.00	25,321,369.25	25,000,000.00	5.000	5.000	1,366	10/29/2029
3130B16X0	13308	Federal Home Loan Bank		04/30/2024	25,000,000.00	25,357,306.25	25,000,000.00	5.125	5.127	1,275	07/30/2029
3130B16R3	13309	Federal Home Loan Bank		04/30/2024	25,000,000.00	25,310,589.00	25,000,000.00	5.120	5.122	1,275	07/30/2029
3130ALCE2	13310	Federal Home Loan Bank		04/30/2024	10,000,000.00	9,720,204.00	8,963,000.00	0.920	4.899	390	02/26/2027

Alameda County Investment Pool  
Portfolio Management  
Portfolio Details - Investments  
January 31, 2026

CUSIP	Investment #	Issuer	Average Balance	Purchase Date	Par Value	Market Value	Book Value	Stated Rate	YTM	Days to 365 Maturity	Maturity Date
Agency Callables (Aaa/AA+)											
3130ALED2	13311	Federal Home Loan Bank		04/30/2024	15,000,000.00	14,604,338.85	13,489,500.00	1.020	4.890	388	02/24/2027
3130B1GA9	13319	Federal Home Loan Bank		05/21/2024	25,000,000.00	25,110,765.75	25,000,000.00	5.030	5.101	1,297	08/21/2029
3130B1GD3	13320	Federal Home Loan Bank		05/22/2024	25,000,000.00	25,292,877.25	24,997,500.00	4.770	4.773	1,359	10/22/2029
3130AQLD3	13321	Federal Home Loan Bank		05/22/2024	22,000,000.00	21,638,297.34	20,358,800.00	1.750	4.743	361	01/28/2027
3130B1V38	13335	Federal Home Loan Bank		07/02/2024	20,000,000.00	20,100,744.00	20,000,000.00	4.900	4.900	890	07/10/2028
3130B2MQ5	13355	Federal Home Loan Bank		09/11/2024	25,000,000.00	24,903,312.00	25,000,000.00	4.100	4.100	1,683	09/11/2030
3130B2SX4	13357	Federal Home Loan Bank		09/20/2024	25,000,000.00	24,764,039.75	25,000,000.00	4.020	4.020	1,690	09/18/2030
3130B2VR3	13362	Federal Home Loan Bank		09/25/2024	25,000,000.00	24,816,706.50	25,000,000.00	4.000	4.001	1,605	06/25/2030
3130B2ZM0	13370	Federal Home Loan Bank		10/04/2024	10,000,000.00	9,977,768.90	10,000,000.00	4.050	4.050	1,339	10/02/2029
3130B35B5	13372	Federal Home Loan Bank		10/08/2024	25,000,000.00	24,998,030.25	25,000,000.00	4.000	4.000	1,342	10/05/2029
3130B3BQ5	13376	Federal Home Loan Bank		10/15/2024	25,000,000.00	25,053,659.00	25,000,000.00	4.120	4.120	1,352	10/15/2029
3130B3BP7	13377	Federal Home Loan Bank		10/16/2024	50,000,000.00	50,042,950.50	50,000,000.00	4.310	4.311	1,261	07/16/2029
3130B35P4	13382	Federal Home Loan Bank		10/16/2024	25,000,000.00	24,967,042.25	25,000,000.00	4.030	4.030	1,353	10/16/2029
3130B3E66	13385	Federal Home Loan Bank		10/23/2024	25,000,000.00	24,976,451.50	25,000,000.00	4.200	4.201	1,633	07/23/2030
3130B3G31	13387	Federal Home Loan Bank		10/30/2024	50,000,000.00	50,201,671.50	50,000,000.00	4.265	4.266	1,275	07/30/2029
3130B3JF1	13390	Federal Home Loan Bank		10/30/2024	25,000,000.00	25,016,473.75	25,000,000.00	4.380	4.382	904	07/24/2028
3130B3MX8	13392	Federal Home Loan Bank		11/07/2024	50,000,000.00	50,554,861.50	50,000,000.00	4.510	4.510	1,375	11/07/2029
3130B3MR1	13395	Federal Home Loan Bank		11/08/2024	50,000,000.00	50,471,076.00	50,000,000.00	4.485	4.485	1,374	11/06/2029
3130B3MW0	13396	Federal Home Loan Bank		11/13/2024	50,000,000.00	50,371,620.00	50,000,000.00	4.500	4.500	1,381	11/13/2029
3130B3Q22	13397	Federal Home Loan Bank		11/14/2024	50,000,000.00	50,459,975.50	50,000,000.00	4.500	4.500	1,381	11/13/2029
3130ALGL2	13406	Federal Home Loan Bank		12/04/2024	49,145,000.00	47,852,260.43	45,883,185.90	1.115	4.269	390	02/26/2027
3130ALCE2	13407	Federal Home Loan Bank		12/04/2024	17,945,000.00	17,442,906.08	16,680,396.65	0.920	4.269	390	02/26/2027
3130AL5A8	13408	Federal Home Loan Bank		12/04/2024	55,355,000.00	53,825,971.46	51,430,797.70	0.900	4.269	390	02/26/2027
3130ALED2	13409	Federal Home Loan Bank		12/04/2024	12,670,000.00	12,335,798.22	11,805,830.74	1.020	4.269	388	02/24/2027
3130AL2X1	13410	Federal Home Loan Bank		12/04/2024	37,230,000.00	36,202,509.33	34,580,256.76	0.850	4.269	381	02/17/2027
3130AKYH3	13411	Federal Home Loan Bank		12/04/2024	59,175,000.00	57,428,678.29	54,974,478.01	0.830	4.269	374	02/10/2027
3130B3XT5	13414	Federal Home Loan Bank		12/06/2024	50,000,000.00	50,011,837.00	50,000,000.00	4.500	4.502	764	03/06/2028
3130APHL2	13415	Federal Home Loan Bank		12/06/2024	11,125,000.00	10,520,579.75	10,051,993.75	1.500	4.239	985	10/13/2028
3130AN2H2	13416	Federal Home Loan Bank		12/06/2024	12,755,000.00	12,621,461.53	12,136,892.70	1.050	4.281	149	06/30/2026
3130ALGR9	13420	Federal Home Loan Bank		12/10/2024	26,740,000.00	26,687,904.06	25,668,234.06	0.850	4.280	25	02/26/2026
3130B4CZ2	13436	Federal Home Loan Bank		12/20/2024	50,000,000.00	50,125,848.50	50,000,000.00	4.750	4.750	1,227	06/12/2029
3130B5K64	13469	Federal Home Loan Bank		03/14/2025	15,000,000.00	15,074,865.75	14,984,700.00	4.000	4.054	402	03/10/2027
3130B5K64	13470	Federal Home Loan Bank		03/14/2025	10,000,000.00	10,049,910.50	9,989,800.00	4.000	4.054	402	03/10/2027
3130B5KS6	13471	Federal Home Loan Bank		03/18/2025	25,000,000.00	25,042,400.75	25,000,000.00	4.270	4.270	960	09/18/2028
3130B5WK0	13482	Federal Home Loan Bank		04/17/2025	50,000,000.00	50,025,674.50	50,000,000.00	4.180	4.182	897	07/17/2028
3130B67B6	13506	Federal Home Loan Bank		05/15/2025	8,215,000.00	8,205,133.37	8,174,335.75	4.000	4.178	827	05/08/2028

Alameda County Investment Pool  
Portfolio Management  
Portfolio Details - Investments  
January 31, 2026

CUSIP	Investment #	Issuer	Average Balance	Purchase Date	Par Value	Market Value	Book Value	Stated Rate	YTM	Days to 365 Maturity	Maturity Date
Agency Callables (Aaa/AA+)											
3130B6F76	13508	Federal Home Loan Bank		05/19/2025	25,000,000.00	25,030,021.25	25,000,000.00	4.275	4.275	838	05/19/2028
3130B74Q4	13523	Federal Home Loan Bank		07/17/2025	25,000,000.00	25,044,257.50	25,000,000.00	4.200	4.200	897	07/17/2028
3130B7R63	13537	Federal Home Loan Bank		09/11/2025	10,000,000.00	9,964,998.50	10,000,000.00	4.000	4.000	1,675	09/03/2030
3130B8HA3	13568	Federal Home Loan Bank		11/05/2025	20,000,000.00	19,947,055.00	20,000,000.00	3.770	3.770	1,734	11/01/2030
3130B8UW0	13588	Federal Home Loan Bank		12/08/2025	50,000,000.00	49,946,671.50	49,926,000.00	3.500	3.644	337	01/04/2027
3134GW6C5	12988	Federal Home Loan Mtg Corp		04/14/2023	13,955,000.00	13,673,361.31	12,485,538.50	0.800	4.022	269	10/28/2026
3134HANY5	13363	Federal Home Loan Mtg Corp		09/27/2024	25,000,000.00	24,845,592.75	24,742,500.00	3.625	3.865	1,242	06/27/2029
3134GXHY3	13421	Federal Home Loan Mtg Corp		12/10/2024	4,000,000.00	3,954,289.96	3,794,229.60	0.750	4.244	142	06/23/2026
3134GWYB6	13439	Federal Home Loan Mtg Corp		12/20/2024	43,300,000.00	41,402,866.36	39,261,348.38	0.900	4.464	619	10/13/2027
3134HAW33	13458	Federal Home Loan Mtg Corp		02/03/2025	20,000,000.00	20,033,856.00	20,000,000.00	4.750	4.749	1,416	12/18/2029
3134HBDW8	13475	Federal Home Loan Mtg Corp		03/27/2025	10,000,000.00	9,999,550.90	9,992,000.00	4.300	4.325	969	09/27/2028
3134HAPK3	13478	Federal Home Loan Mtg Corp		04/15/2025	25,000,000.00	24,965,750.25	24,631,250.00	4.030	4.396	1,347	10/10/2029
3134HA6A6	13504	Federal Home Loan Mtg Corp		05/15/2025	25,000,000.00	25,004,140.00	24,992,500.00	4.550	4.559	740	02/11/2028
3134HBSX0	13509	Federal Home Loan Mtg Corp		05/23/2025	15,000,000.00	15,072,714.75	15,000,000.00	4.500	4.500	1,572	05/23/2030
3134HBS36	13540	Federal Home Loan Mtg Corp		09/22/2025	10,000,000.00	9,996,537.20	10,000,000.00	4.085	4.085	1,690	09/18/2030
3134HBX48	13563	Federal Home Loan Mtg Corp		11/03/2025	15,000,000.00	14,994,474.60	15,028,000.00	4.000	4.018	1,711	10/09/2030
3134HCGK9	13595	Federal Home Loan Mtg Corp		12/11/2025	30,000,000.00	29,935,136.70	29,943,000.00	4.000	4.042	1,774	12/11/2030
3134HCHE2	13597	Federal Home Loan Mtg Corp		12/12/2025	50,000,000.00	49,891,032.50	49,862,500.00	4.000	4.061	1,774	12/11/2030
3134HCGS2	13598	Federal Home Loan Mtg Corp		12/15/2025	25,000,000.00	24,913,790.00	24,937,500.00	4.000	4.122	1,748	11/15/2030
3134HCHU6	13602	Federal Home Loan Mtg Corp		12/16/2025	15,000,000.00	14,953,456.35	15,000,000.00	4.100	4.097	1,626	07/16/2030
3134HCHX0	13603	Federal Home Loan Mtg Corp		12/16/2025	50,000,000.00	49,829,608.50	50,000,000.00	4.080	4.081	1,626	07/16/2030
3135GAVP3	13364	Federal National Mtg Assn		09/30/2024	25,000,000.00	24,812,860.25	24,715,000.00	3.625	3.892	1,242	06/27/2029
3136GA2E8	13403	Federal National Mtg Assn		12/02/2024	50,000,000.00	50,126,931.00	50,000,000.00	4.470	4.472	943	09/01/2028
3136GA3V9	13429	Federal National Mtg Assn		12/18/2024	50,000,000.00	50,086,229.50	50,000,000.00	4.550	4.550	866	06/16/2028
3136GA3Y3	13430	Federal National Mtg Assn		12/18/2024	50,000,000.00	50,141,209.00	50,000,000.00	4.480	4.482	960	09/18/2028
3136G4X99	13440	Federal National Mtg Assn		12/20/2024	52,780,000.00	50,548,664.80	47,865,812.54	0.740	4.464	570	08/25/2027
3136GA4K2	13444	Federal National Mtg Assn		12/24/2024	50,000,000.00	50,235,611.00	50,000,000.00	4.550	4.552	964	09/22/2028
3136GA4H9	13445	Federal National Mtg Assn		12/30/2024	10,000,000.00	10,012,423.40	10,000,000.00	4.700	4.700	1,247	07/02/2029
3136G43D3	13450	Federal National Mtg Assn		01/08/2025	37,410,000.00	34,708,750.72	32,723,649.30	0.810	4.511	967	09/25/2028
3136GA6J3	13453	Federal National Mtg Assn		01/16/2025	25,000,000.00	25,139,704.00	25,000,000.00	4.680	4.682	988	10/16/2028
3136GAGA1	13486	Federal National Mtg Assn		04/24/2025	50,000,000.00	50,153,926.50	50,000,000.00	4.150	4.152	904	07/24/2028
3136GAGJ2	13494	Federal National Mtg Assn		05/07/2025	50,000,000.00	50,057,747.00	50,000,000.00	4.020	4.022	918	08/07/2028
3136GAH36	13501	Federal National Mtg Assn		05/12/2025	25,000,000.00	25,051,676.25	25,000,000.00	4.220	4.221	880	06/30/2028
3136GAMU0	13532	Federal National Mtg Assn		08/15/2025	10,000,000.00	9,989,920.40	9,971,333.33	4.000	4.071	1,653	08/12/2030
3136GARW1	13538	Federal National Mtg Assn		09/12/2025	15,000,000.00	14,969,137.65	14,982,750.00	4.000	4.026	1,684	09/12/2030
3136GAUQ0	13541	Federal National Mtg Assn		09/24/2025	12,500,000.00	12,506,916.63	12,500,000.00	4.000	4.000	1,696	09/24/2030

**Alameda County Investment Pool  
Portfolio Management  
Portfolio Details - Investments  
January 31, 2026**

CUSIP	Investment #	Issuer	Average Balance	Purchase Date	Par Value	Market Value	Book Value	Stated Rate	YTM 365	Days to Maturity	Maturity Date
<b>Agency Callables (Aaa/AA+)</b>											
3136GAUM9	13543	Federal National Mtg Assn		09/26/2025	25,000,000.00	25,017,677.00	25,000,000.00	4.000	4.001	1,424	12/26/2029
3136GC3Y9	13572	Federal National Mtg Assn		11/10/2025	25,000,000.00	24,949,128.25	25,000,000.00	3.910	3.908	1,773	12/10/2030
3136GCBZ7	13606	Federal National Mtg Assn		12/24/2025	25,000,000.00	24,974,190.75	25,000,000.00	4.000	4.000	1,969	06/24/2031
3136GCJ48	13609	Federal National Mtg Assn		01/22/2026	25,000,000.00	24,880,805.00	25,000,000.00	4.025	4.025	1,816	01/22/2031
3136GCJH9	13611	Federal National Mtg Assn		01/26/2026	25,000,000.00	25,010,578.25	25,000,000.00	3.810	3.810	1,271	07/26/2029
		<b>Subtotal and Average</b>	<b>4,195,486,864.56</b>		<b>4,268,788,000.00</b>	<b>4,252,095,478.11</b>	<b>4,200,828,538.14</b>		<b>4.162</b>	<b>1,025</b>	
<b>Commercial Mortgage-Backed Security</b>											
3132XFXJ2	13526	Federal Home Loan Mtg Corp		07/22/2025	32,727,000.00	33,013,662.34	32,521,177.85	4.300	4.482	1,581	06/01/2030
3132XF2L1	13577	Federal Home Loan Mtg Corp		11/21/2025	70,722,000.00	70,367,585.89	70,349,051.95	3.920	3.974	1,611	07/01/2030
		<b>Subtotal and Average</b>	<b>102,870,229.80</b>		<b>103,449,000.00</b>	<b>103,381,248.23</b>	<b>102,870,229.80</b>		<b>4.135</b>	<b>1,602</b>	
<b>Municipal Bonds</b>											
13063DC48	13155	St. of California		10/16/2023	14,060,000.00	13,549,873.67	12,242,604.40	1.700	5.090	730	02/01/2028
13032UC30	12694	California Health Facility		04/07/2022	2,500,000.00	2,494,749.50	2,500,000.00	3.044	3.045	120	06/01/2026
419792P67	13433	Hawaii State		12/18/2024	6,425,000.00	6,520,183.81	6,425,000.00	4.237	4.239	973	10/01/2028
419792P59	13434	Hawaii State		12/18/2024	10,000,000.00	10,101,305.00	10,000,000.00	4.187	4.189	607	10/01/2027
91412HFG3	13404	UNIVHGR		12/03/2024	4,015,000.00	3,958,662.72	3,863,714.80	3.349	4.263	1,246	07/01/2029
91412HFG3	13405	UNIVHGR		12/03/2024	32,340,000.00	31,886,214.82	31,125,309.60	3.349	4.260	1,246	07/01/2029
		<b>Subtotal and Average</b>	<b>66,156,628.80</b>		<b>69,340,000.00</b>	<b>68,510,989.52</b>	<b>66,156,628.80</b>		<b>4.355</b>	<b>985</b>	
		<b>Total and Average</b>	<b>10,811,368,336.85</b>		<b>10,816,632,000.00</b>	<b>10,791,276,759.39</b>	<b>10,683,326,557.85</b>		<b>4.075</b>	<b>777</b>	

Alameda County Investment Pool  
Transaction Activity Report  
January 1, 2026 - January 31, 2026  
Sorted by Fund - Transaction Date  
All Funds

Investment #	Fund	CUSIP	Inv Descrip	TransactionType	TransactionDate	MaturityDate	Issuer	New Principal	Principal Paydowns	Interest	Total Cash
13074	100	31422X4P4	FEDERAL AGRIC	Interest	01/02/2026	07/02/2027	Farmer Mac			219,000.00	219,000.00
13366	100	31424WPG1	FEDERAL AGRIC	Interest	01/02/2026	01/02/2030	Farmer Mac			502,500.00	502,500.00
13404	100	91412HFG3	UNIVERSITY CALIF	Interest	01/02/2026	07/01/2029	UNIVHGR			67,231.18	67,231.18
13405	100	91412HFG3	UNIVERSITY CALIF	Interest	01/02/2026	07/01/2029	UNIVHGR			541,533.30	541,533.30
13445	100	3136GA4H9	FEDERAL NATL MTG	Interest	01/02/2026	07/02/2029	Federal National Mtg			235,000.00	235,000.00
12895	100	SYS12895	CTRLIQ 3.8%	Interest	01/02/2026		CalTRUST - Liquidity			557,895.85	557,895.85
13322	100	31424WJN3	FAMCA 5.% MAT	Interest	01/05/2026	07/05/2030	Farmer Mac			625,000.00	625,000.00
13544	100	SYS13544	BRIDGE 4.% MAT	Interest	01/05/2026	04/03/2026	Bridge Bank			115,931.49	115,931.49
12365	100	89114QCP1	TORONTO	Redemption	01/06/2026	01/06/2026	Toronto Dominion		10,000,000.00		10,000,000.00
12365	100	89114QCP1	TORONTO	Interest	01/06/2026	01/06/2026	Toronto Dominion			37,500.00	37,500.00
13077	100	3133EPPE9	FEDERAL FARM CR	Interest	01/06/2026	07/06/2026	Federal Farm Credit			328,125.00	328,125.00
13228	100	45906M4N8	IBRD 4.43% MAT	Interest	01/06/2026	07/06/2028	International Bank R			1,107,500.00	1,107,500.00
13295	100	3130B0TW9	FEDERAL HOME	Interest	01/10/2026	07/10/2029	Federal Home Loan			1,262,500.00	1,262,500.00
13607	100	59217GFU8	MET 4.35% MAT	Purchase	01/12/2026	01/12/2031	MetLife	1,999,020.00			-1,999,020.00
12623	100	24422EWA3	DEERE JOHN	Interest	01/12/2026	01/11/2027	John Deere			42,500.00	42,500.00
13242	100	45818WEW2	IADB 4.01% MAT	Interest	01/12/2026	01/11/2029	InterAmerican Develo			456,438.25	456,438.25
13278	100	59217GFR5	MET 4.85% MAT	Interest	01/12/2026	01/08/2029	MetLife			190,920.25	190,920.25
13299	100	3130B0VY2	FEDERAL HOME	Interest	01/12/2026	07/12/2029	Federal Home Loan			1,250,000.00	1,250,000.00
13335	100	3130B1V38	FEDERAL HOME	Interest	01/12/2026	07/10/2028	Federal Home Loan			490,000.00	490,000.00
13081	100	45950KDD9	IFC 4.5% MAT	Interest	01/15/2026	07/13/2028	IFCDN			450,000.00	450,000.00
13125	100	24422EXB0	JOHN DEERE	Interest	01/15/2026	07/14/2028	John Deere			420,750.00	420,750.00
13172	100	459058KT9	IBRD 3.5% MAT	Interest	01/15/2026	07/12/2028	International Bank R			525,000.00	525,000.00
13210	100	459058KT9	IBRD 3.5% MAT	Interest	01/15/2026	07/12/2028	International Bank R			875,000.00	875,000.00
13250	100	3130AYPN0	FEDERAL HOME	Interest	01/15/2026	01/15/2027	Federal Home Loan			515,625.00	515,625.00
13251	100	3130AYPN0	FEDERAL HOME	Interest	01/15/2026	01/15/2027	Federal Home Loan			1,031,250.00	1,031,250.00
13294	100	3133EMQ62	FEDERAL FARM CR	Interest	01/15/2026	07/13/2026	Federal Farm Credit			123,750.00	123,750.00
13341	100	91324PFF4	UNITEDHEALTH	Interest	01/15/2026	07/15/2026	UnitedHealth Group			118,750.00	118,750.00
13351	100	57636QBA1	MASTERCARD	Interest	01/15/2026	01/15/2028	Mastercard Inc.			102,500.00	102,500.00
13352	100	24422EXV6	JOHN DEERE	Interest	01/15/2026	07/15/2027	John Deere			105,000.00	105,000.00
13373	100	57636QBA1	MASTERCARD	Interest	01/15/2026	01/15/2028	Mastercard Inc.			285,770.00	285,770.00
13435	100	459058KT9	IBRD 3.5% MAT	Interest	01/15/2026	07/12/2028	International Bank R			437,500.00	437,500.00
13452	100	31424WTP7	FEDERAL AGRIC	Interest	01/15/2026	07/15/2027	Farmer Mac			550,000.00	550,000.00
13514	100	SYS13514	EWEST 4.35% MAT	Interest	01/15/2026	06/09/2026	East West Bank			180,833.38	180,833.38
13301	100	3130B0W54	FEDERAL HOME	Interest	01/16/2026	07/16/2029	Federal Home Loan			625,000.00	625,000.00
13454	100	45950VUF1	INTERNATIONAL FIN	Interest	01/17/2026	07/17/2028	IFCDN			742,400.00	742,400.00

Portfolio POOL

RC

Alameda County Investment Pool  
Transaction Activity Report  
Sorted by Fund - Transaction Date

Investment #	Fund	CUSIP	Inv Descrip	TransactionType	TransactionDate	MaturityDate	Issuer	New Principal	Principal Paydowns	Interest	Total Cash
13608	100	89236TPL3	TOYOTA MTR CR	Purchase	01/21/2026	01/21/2031	Toyota Motor Credit	8,750,000.00			-8,750,000.00
13087	100	3133EPQC2	FEDERAL FARM CR	Interest	01/21/2026	07/17/2026	Federal Farm Credit			392,778.12	392,778.12
13238	100	3130AYLJ3	FEDERAL HOME	Interest	01/21/2026	01/19/2029	Federal Home Loan			1,087,500.00	1,087,500.00
13262	100	3133ELV92	FEDERAL FARM CR	Interest	01/21/2026	07/20/2027	Federal Farm Credit			38,500.00	38,500.00
13428	100	459058JX2	INTERNATIONAL BK	Interest	01/21/2026	07/15/2026	International Bank R			109,500.00	109,500.00
13451	100	45818WFT8	INTER-AMERICAN	Interest	01/21/2026	07/16/2029	InterAmerican Develo			1,061,500.00	1,061,500.00
13453	100	3136GA6J3	FEDERAL NATL MTG	Interest	01/21/2026	10/16/2028	Federal National Mtg			585,000.00	585,000.00
13455	100	00724PAH2	ADBE 4.75% MAT	Interest	01/21/2026	01/17/2028	Adobe Inc			356,250.00	356,250.00
13522	100	31424WJ60	FAMCA 4.125% MAT	Interest	01/21/2026	07/16/2029	Farmer Mac			206,250.00	206,250.00
13523	100	3130B74Q4	FEDERAL HOME	Interest	01/21/2026	07/17/2028	Federal Home Loan			525,000.00	525,000.00
13603	100	3134HCHX0	FEDERAL HOME LN	Interest	01/21/2026	07/16/2030	Federal Home Loan			170,000.00	170,000.00
13609	100	3136GCJ48	FEDERAL NATL MTG	Purchase	01/22/2026	01/22/2031	Federal National Mtg	25,000,000.00			-25,000,000.00
13239	100	31424WFA5	FAMCA 4.6% MAT	Redemption	01/22/2026	01/22/2029	Farmer Mac		25,000,000.00		25,000,000.00
13240	100	89236TLN3	TOYOTA MTR CR	Redemption	01/22/2026	01/22/2029	Toyota Motor Credit		10,000,000.00		10,000,000.00
13239	100	31424WFA5	FAMCA 4.6% MAT	Interest	01/22/2026	01/22/2029	Farmer Mac			575,000.00	575,000.00
13240	100	89236TLN3	TOYOTA MTR CR	Interest	01/22/2026	01/22/2029	Toyota Motor Credit			250,000.00	250,000.00
13241	100	3130AYMA1	FEDERAL HOME	Interest	01/22/2026	01/22/2029	Federal Home Loan			1,062,500.00	1,062,500.00
13485	100	31424WYH9	FEDERAL AGRIC	Interest	01/24/2026	07/24/2028	Farmer Mac			1,062,500.00	1,062,500.00
13486	100	3136GAGA1	FEDERAL NATL MTG	Interest	01/24/2026	07/24/2028	Federal National Mtg			1,037,500.00	1,037,500.00
13610	100	31428JAF4	FEDERAL AGRIC	Purchase	01/26/2026	07/26/2029	Farmer Mac	25,000,000.00			-25,000,000.00
13611	100	3136GCJH9	FEDERAL NATL MTG	Purchase	01/26/2026	07/26/2029	Federal National Mtg	25,000,000.00			-25,000,000.00
12378	100	3130AKMD5	FEDERAL HOME	Redemption	01/26/2026	01/26/2026	Federal Home Loan		4,980,000.00		4,980,000.00
12923	100	742718FY0	PROCTER &	Redemption	01/26/2026	01/26/2026	Procter & Gamble		3,000,000.00		3,000,000.00
13246	100	45906M4R9	IBRD 4.65% MAT	Redemption	01/26/2026	01/26/2029	International Bank R		25,000,000.00		25,000,000.00
12378	100	3130AKMD5	FEDERAL HOME	Interest	01/26/2026	01/26/2026	Federal Home Loan			12,450.00	12,450.00
12923	100	742718FY0	PROCTER &	Interest	01/26/2026	01/26/2026	Procter & Gamble			61,500.00	61,500.00
12924	100	742718FZ7	PROCTER &	Interest	01/26/2026	01/26/2028	Procter & Gamble			79,000.00	79,000.00
13244	100	3133EPX91	FEDERAL FARM CR	Interest	01/26/2026	01/25/2027	Federal Farm Credit			515,625.00	515,625.00
13246	100	45906M4R9	IBRD 4.65% MAT	Interest	01/26/2026	01/26/2029	International Bank R			581,250.00	581,250.00
13306	100	45906M5H0	IBRD 5.17% MAT	Interest	01/26/2026	04/24/2029	International Bank R			258,500.00	258,500.00
13338	100	31424WLS9	FAMCA 4.5% MAT	Interest	01/26/2026	01/24/2031	Farmer Mac			562,500.00	562,500.00
13385	100	3130B3E66	FEDERAL HOME	Interest	01/26/2026	07/23/2030	Federal Home Loan			525,000.00	525,000.00
13528	100	64952WFP3	NEW YORK LIFE	Interest	01/26/2026	07/25/2028	New York Life			207,500.00	207,500.00
13526	100	3132XFXJ2	FHLMC 4.3% MAT	Interest	01/26/2026	06/01/2030	Federal Home Loan			121,180.80	121,180.80
13526	100	3132XFXJ2	FHLMC 4.3% MAT	Redemption	01/26/2026	06/01/2030	Federal Home Loan		579,081.36		579,081.36
13577	100	3132XF2L1	FHLMC 3.92% MAT	Interest	01/26/2026	07/01/2030	Federal Home Loan			238,726.03	238,726.03
13577	100	3132XF2L1	FHLMC 3.92% MAT	Redemption	01/26/2026	07/01/2030	Federal Home Loan		1,192,793.68		1,192,793.68
13612	100	31428JAE7	FAMCA 4.02% MAT	Purchase	01/28/2026	07/28/2031	Farmer Mac	25,000,000.00			-25,000,000.00
12632	100	3130AQM83	FEDERAL HOME	Interest	01/28/2026	07/27/2026	Federal Home Loan			33,480.00	33,480.00
12994	100	3130ANED8	FEDERAL HOME	Interest	01/28/2026	07/27/2026	Federal Home Loan			94,250.00	94,250.00
13104	100	45818WER3	IADB 4.05% MAT	Interest	01/28/2026	07/27/2028	InterAmerican Develo			1,012,500.00	1,012,500.00

Portfolio POOL

RC

Alameda County Investment Pool  
Transaction Activity Report  
Sorted by Fund - Transaction Date

Investment #	Fund	CUSIP	Inv Descrip	TransactionType	TransactionDate	MaturityDate	Issuer	New Principal	Principal Paydowns	Interest	Total Cash
13321	100	3130AQLD3	FEDERAL HOME	Interest	01/28/2026	01/28/2027	Federal Home Loan			192,500.00	192,500.00
13487	100	48135NVS2	JPM 4.5% MAT	Interest	01/28/2026	04/28/2028	J.P. Morgan			562,500.00	562,500.00
12373	100	3130AKVY9	FEDERAL HOME	Redemption	01/29/2026	01/29/2026	Federal Home Loan		10,000,000.00		10,000,000.00
12374	100	3130AKVN3	FEDERAL HOME	Redemption	01/29/2026	01/29/2026	Federal Home Loan		5,000,000.00		5,000,000.00
12373	100	3130AKVY9	FEDERAL HOME	Interest	01/29/2026	01/29/2026	Federal Home Loan			26,000.00	26,000.00
12374	100	3130AKVN3	FEDERAL HOME	Interest	01/29/2026	01/29/2026	Federal Home Loan			13,000.00	13,000.00
13248	100	45818WEZ5	IADB 4.125% MAT	Interest	01/29/2026	01/29/2029	InterAmerican Develo			309,375.00	309,375.00
13249	100	742718GF0	PROCTER &	Interest	01/29/2026	01/29/2029	Procter & Gamble			543,750.00	543,750.00
13261	100	64952WFF5	NEW YORK LIFE	Interest	01/29/2026	01/29/2029	New York Life			235,000.00	235,000.00
13353	100	06406RAF4	BANK NEW YORK	Interest	01/29/2026	01/29/2028	Bank of NY			187,000.00	187,000.00
13252	100	3130AYQT6	FEDERAL HOME	Redemption	01/30/2026	01/30/2034	Federal Home Loan		50,000,000.00		50,000,000.00
13457	100	3130B4SM4	FEDERAL HOME	Redemption	01/30/2026	07/30/2027	Federal Home Loan		10,000,000.00		10,000,000.00
13252	100	3130AYQT6	FEDERAL HOME	Interest	01/30/2026	01/30/2034	Federal Home Loan			2,595,000.00	2,595,000.00
13308	100	3130B16X0	FEDERAL HOME	Interest	01/30/2026	07/30/2029	Federal Home Loan			640,625.00	640,625.00
13309	100	3130B16R3	FEDERAL HOME	Interest	01/30/2026	07/30/2029	Federal Home Loan			640,000.00	640,000.00
13387	100	3130B3G31	FEDERAL HOME	Interest	01/30/2026	07/30/2029	Federal Home Loan			1,066,250.00	1,066,250.00
13393	100	45906M5K3	INTERNATIONAL BK	Interest	01/30/2026	07/30/2029	International Bank R			118,750.00	118,750.00
13394	100	45906M5K3	INTERNATIONAL BK	Interest	01/30/2026	07/30/2029	International Bank R			1,105,348.75	1,105,348.75
13457	100	3130B4SM4	FEDERAL HOME	Interest	01/30/2026	07/30/2027	Federal Home Loan			222,500.00	222,500.00
13253	100	69371RS80	PACCAR FINANCIAL	Interest	02/02/2026	01/31/2029	PACCAR Financial			230,000.00	230,000.00
13378	100	91282CFB2	UNITED STATES	Interest	02/02/2026	07/31/2027	U.S. Treasury			1,375,000.00	1,375,000.00
Totals for General Fund								110,749,020.00	154,751,875.04	38,004,542.40	82,007,397.44
Grand Total								110,749,020.00	154,751,875.04	38,004,542.40	82,007,397.44