



TREASURER - TAX COLLECTOR

HENRY C. LEVY
TREASURER - TAX COLLECTOR

September 24, 2024

The Honorable Board of Supervisors
County of Alameda
1221 Oak Street, 5th Floor
Oakland, CA 94612

SUBJECT: INVESTMENT REPORT – AUGUST 2024

Dear Board Members:

RECOMMENDATIONS:

Accept the Treasurer-Tax Collector's August 2024 Investment Report.

DISCUSSION/SUMMARY:

In accordance with the Treasurer's investment policy, submitted herewith is a report of the cash pool investments for the month of August 2024. Enclosed with this report is a detailed composition of all outstanding investments by securities category as of August 31, 2024. This report reflects the market value and cost of purchase. All investments in the Treasurer's investment portfolio conform to the statutory requirements of Government Code Section 53601 et. seq., authorities delegated by the County Board of Supervisors and the Treasurer's investment policy.

As of August 31, 2024

| | |
|--|------------------|
| Treasurer's Investment Pool – Book Value | \$ 9,730,090,810 |
| Treasurer's Investment Pool – Market Value | 9,719,156,225 |
| Total Cash in Bank | 64,303,549 |
| Total interest received during the month | 35,372,436 |
| Average Maturity of the portfolio | 748 days |
| Annualized cash basis rate of return for the month | 4.29% |

Liquidity Summary of the Portfolio as of August 31, 2024

| Maturity | Amount | Percentage Held |
|----------------|------------------------|-----------------|
| 1 to 90 days | \$ 2,101,491,766 | 21.60% |
| 91 to 365 days | 1,808,418,927 | 18.59% |
| 2 years | 1,513,275,265 | 15.55% |
| 3 years | 1,090,145,708 | 11.20% |
| 4 years | 1,222,032,815 | 12.56% |
| 5+ years | 1,994,726,328 | 20.50% |
| Total | \$9,730,090,810 | 100.00% |

Conclusion

Based on investment activity during the month of August 2024, the Treasurer expects to meet all operating cash needs for the pool participants within the next six months from the portfolio's most liquid assets and current revenues. For your review, a copy of the Investment Status Report and transaction details for the month of August 2024 is attached and on file with the Office of the Clerk of the Board of Supervisors.

Vision 2026 Goal:

The Investment Report meets the 10x goal of **Accessible Infrastructure** in support of our shared vision of **Prosperous and Vibrant Economy**.

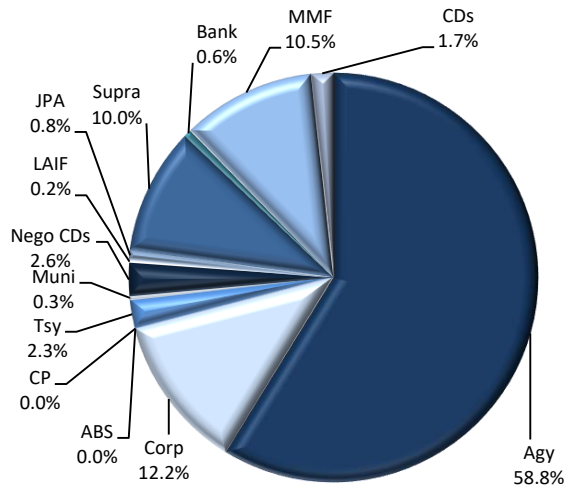
Very truly yours,

A handwritten signature in black ink, appearing to read "Henry C. Levy". The signature is written in a cursive style with a large initial "H" and a long horizontal stroke at the end.

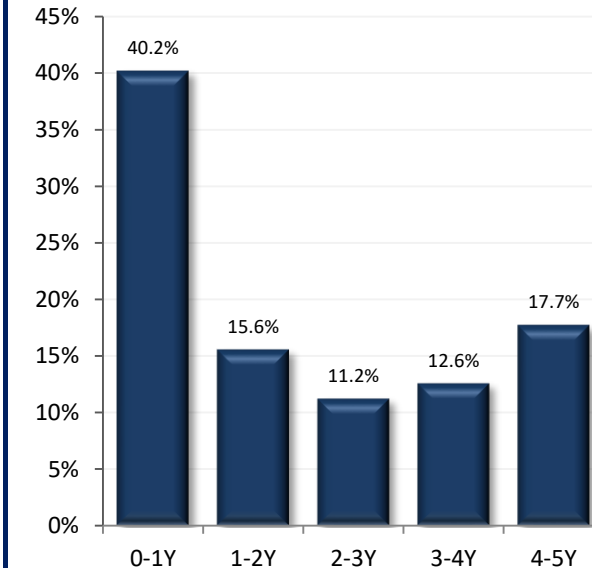
Henry C. Levy
Treasurer – Tax Collector

cc: Susan Muranishi, County Administrator
Melissa Wilk, Auditor-Controller
School District and Special District Participants
Members of the Treasury Oversight Committee

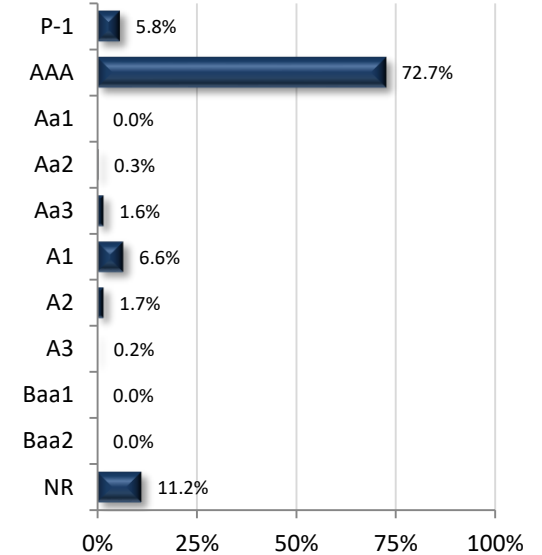
SECTOR ALLOCATION



MATURITY DISTRIBUTION



CREDIT QUALITY (MOODY'S)



Per Book Value

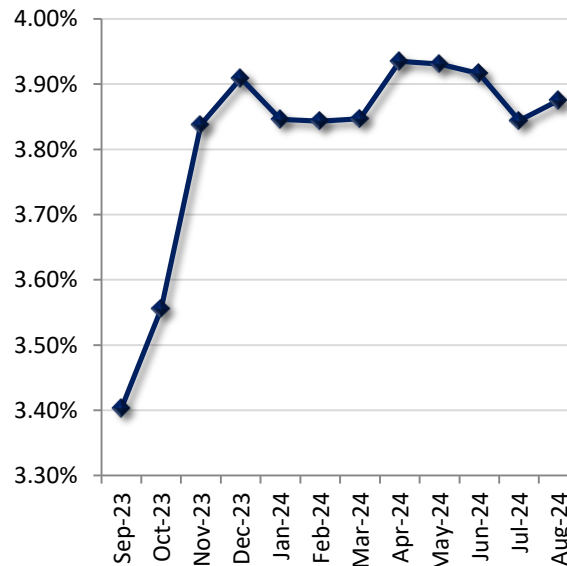
ACCOUNT SUMMARY

| | 8/31/24 | 7/31/24 |
|--------------------|-----------------|------------------|
| Market Value | \$9,719,156,225 | \$10,117,069,462 |
| Book Value* | \$9,730,090,810 | \$10,165,232,058 |
| Unrealized G/L | -\$10,934,586 | -\$48,162,596 |
| Par Value | \$9,808,453,000 | \$10,244,670,000 |
| Net Asset Value | \$99.888 | \$99.526 |
| Book Yield | 3.87% | 3.84% |
| Years to Maturity | 2.05 | 2.06 |
| Effective Duration | 1.41 | 1.41 |

*Book Value is not Amortized

Per Book Value

PORTFOLIO BOOK YIELD HISTORY



NR: Not Rated

TOP ISSUERS

| Issuer | % Portfolio |
|--------------------------------|-------------|
| Federal Home Loan Bank | 30.7% |
| Federal Home Loan Mtg Corp | 10.0% |
| Farmer Mac | 8.2% |
| International Bank Recon & D | 5.1% |
| Federal Farm Credit Bank | 5.0% |
| Federal National Mtg Assn | 5.0% |
| State Street Institutional US | 3.5% |
| Federated Fund 117 | 3.5% |
| Western Asset Govt 4512 | 3.4% |
| IFCDN | 3.1% |
| U.S. Treasury | 2.3% |
| InterAmerican Development Bank | 1.8% |
| Natixis North America | 1.5% |
| Amazon | 1.5% |
| Bank of Montreal | 1.3% |

Per Book Value

Investment Policy Compliance

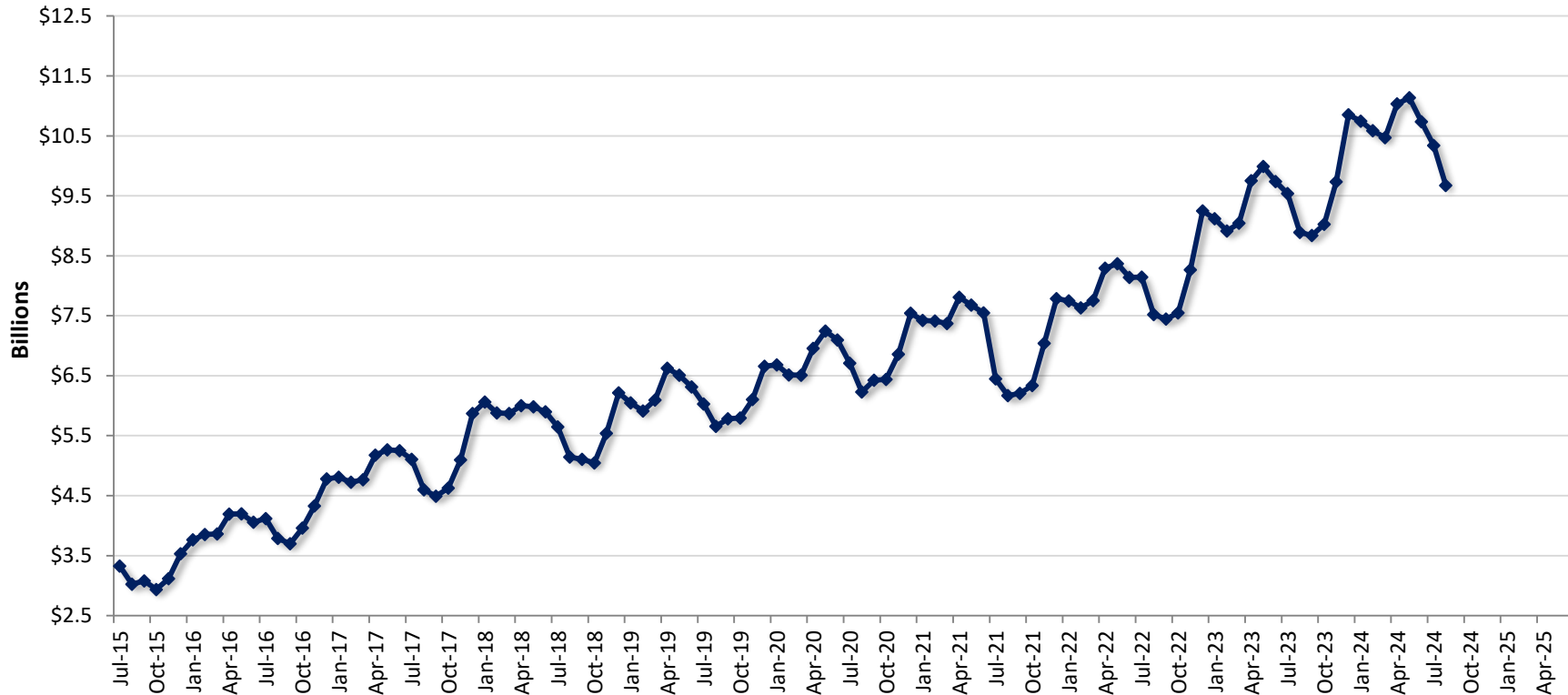
County of Alameda

8/31/2024

| Item / Sector | Parameters | In Compliance | |
|--|--|---------------|----------|
| Weighted Average Maturity | Maximum WAM of 3.0 years | Yes | 2.05 yrs |
| U.S. Treasury and Federal Agency Obligations | No sector limit; no issuer limit; max maturity 5 years | Yes | 61.1% |
| Debt Issued by State of CA and Local Agencies within the State | 20% limit; 5% issuer limit; Minimum rating of A by at least one NRSRO; max maturity 5 years | Yes | 0.3% |
| LAIF | Maximum amount permitted by LAIF (currently \$75 million limit) | Yes | \$22 Mil |
| Joint Powers Authority (CAMP) | Max Limit: Twice the limit of LAIF deposits (currently \$150 million limit) | Yes | \$25 Mil |
| Joint Powers Authority (CalTrust) | Max Limit: Twice the limit of LAIF deposits (currently \$150 million limit) | Yes | \$50 Mil |
| Money Market Mutual Funds | 20% limit; 10% per fund limit; SEC registered with stable NAV; Rated AAAM or equivalent by at least two of the three rating agencies or meet advisor requirements | Yes | 10.5% |
| Commercial Paper (Includes Asset Backed) | 25% sector limit; 10% combined issuer limit; Max maturity of 270 days; Rated A-1, P-1, or F-1; Total assets over \$500mm; Asset Backed CP Must have program-wide credit enhancements | Yes | 0.0% |
| Negotiable CDs | 30% limit; 10% combined issuer limit; Minimum rating of A by rating agency if issued by domestic bank; Minimum rating of AA if a U.S. branch of a foreign bank; Max maturity of 1 year | Yes | 2.6% |
| Collateralized/FDIC - Insured Time Deposits | Time deposits with banks and savings and loans associations located with the State, collateralized according to Government code | Yes | 1.7% |
| Collateralized Money Market Bank Accounts | Deposit funds in interest-bearing active collateralized money market bank accounts | Yes | 0.6% |
| Medium-Term Notes | 30% limit; 10% combined issuer limit, Max maturity 5 years; Minimum rating of A or better by two NRSRO's | Yes | 12.2% |
| Asset-Backed Securities | 20% limit; 5% issuer limit; Max maturity of 5 years; Minimum rating of AA or better by rating agency | Yes | 0.0% |
| Repurchase Agreement | 20% limit; Max maturity of 180 days; Must have 102% collateral; Collateral of agency and treasuries with final maturity not to exceed 5 years | Yes | 0.0% |
| Supranationals | 30% limit; 15% issuer limit; Only IBRD, IFC, IADB; Max Maturity 5 years; Minimum rating of AA by a rating agency; max maturity of 5 years | No | 10.0% |
| Floater, Structured Notes, Derivatives | 15% limit for treasuries, agencies, and munis | Yes | 0.0% |

Historical Book Values
8/31/2024

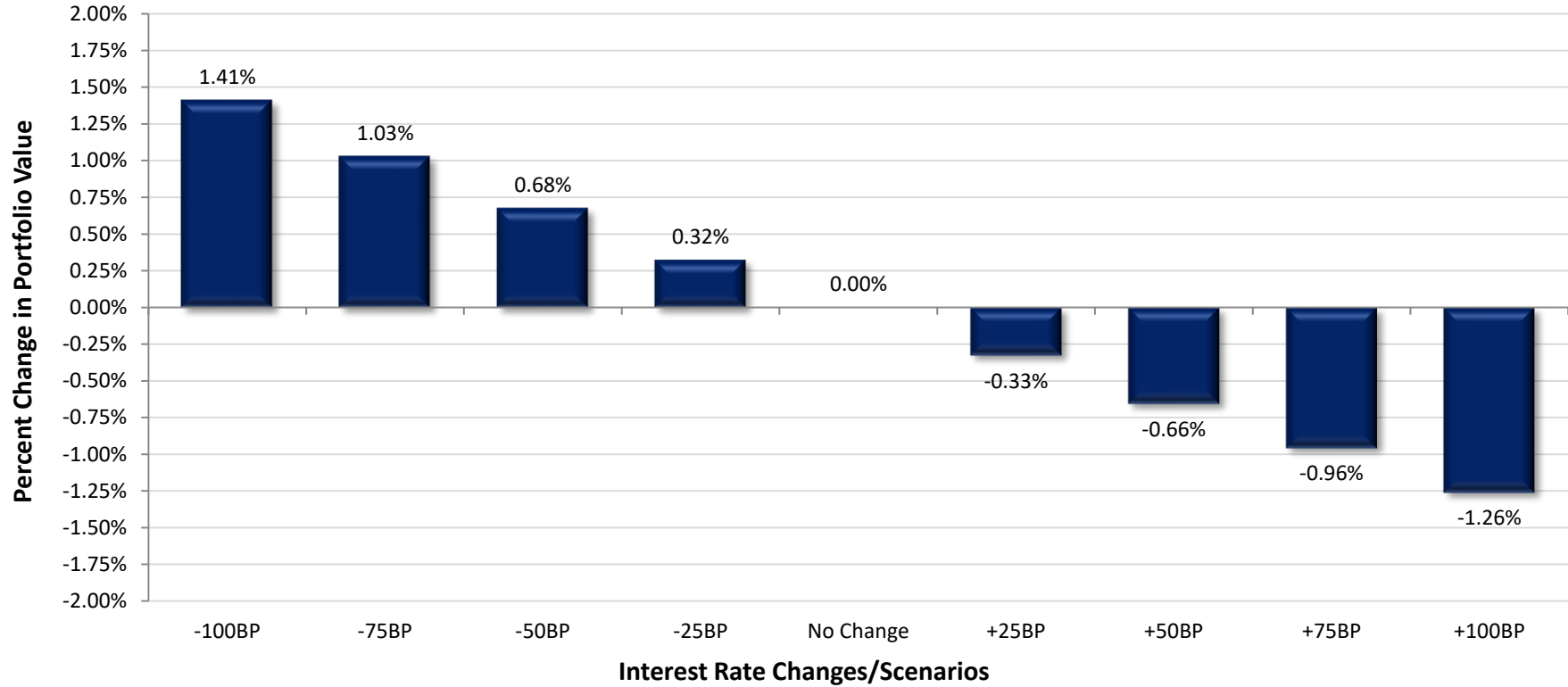
County of Alameda



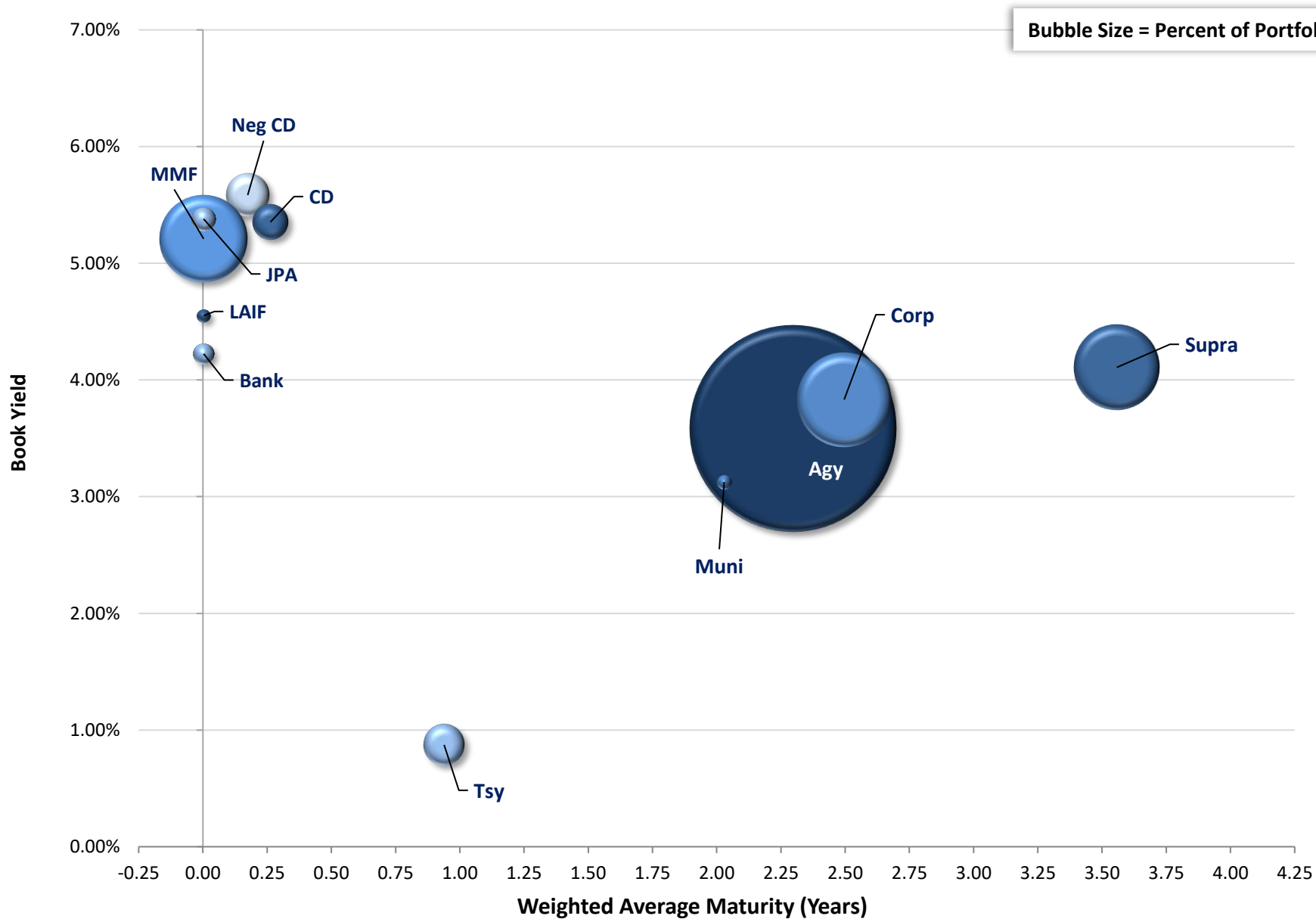
| | Jul | Aug | Sep | Oct | Nov | Dec | Jan | Feb | Mar | Apr | May | Jun |
|-------------------------|----------|---------|---------|---------|---------|----------|----------|----------|----------|----------|----------|----------|
| Fiscal Year 2016 | \$3.325 | \$3.023 | \$3.078 | \$2.936 | \$3.117 | \$3.530 | \$3.747 | \$3.852 | \$3.862 | \$4.195 | \$4.199 | \$4.060 |
| Fiscal Year 2017 | \$4.120 | \$3.786 | \$3.698 | \$3.962 | \$4.328 | \$4.781 | \$4.807 | \$4.726 | \$4.767 | \$5.174 | \$5.263 | \$5.253 |
| Fiscal Year 2018 | \$5.107 | \$4.600 | \$4.490 | \$4.625 | \$5.096 | \$5.818 | \$6.011 | \$5.881 | \$5.868 | \$6.002 | \$5.984 | \$5.901 |
| Fiscal Year 2019 | \$5.648 | \$5.146 | \$5.108 | \$5.047 | \$5.540 | \$6.217 | \$6.047 | \$5.912 | \$6.093 | \$6.626 | \$6.507 | \$6.311 |
| Fiscal Year 2020 | \$6.029 | \$5.655 | \$5.782 | \$5.797 | \$6.103 | \$6.658 | \$6.682 | \$6.513 | \$6.507 | \$6.958 | \$7.246 | \$7.096 |
| Fiscal Year 2021 | \$6.711 | \$6.231 | \$6.426 | \$6.439 | \$6.857 | \$7.543 | \$7.422 | \$7.412 | \$7.369 | \$7.811 | \$7.680 | \$7.546 |
| Fiscal Year 2022 | \$6.449 | \$6.168 | \$6.204 | \$6.335 | \$7.041 | \$7.786 | \$7.749 | \$7.630 | \$7.753 | \$8.296 | \$8.370 | \$8.141 |
| Fiscal Year 2023 | \$8.142 | \$7.519 | \$7.446 | \$7.549 | \$8.265 | \$9.247 | \$9.120 | \$8.912 | \$9.045 | \$9.752 | \$9.988 | \$9.740 |
| Fiscal Year 2024 | \$9.536 | \$8.892 | \$8.841 | \$9.024 | \$9.731 | \$10.849 | \$10.745 | \$10.588 | \$10.470 | \$11.035 | \$11.135 | \$10.733 |
| Fiscal Year 2025 | \$10.337 | \$9.672 | | | | | | | | | | |

Figures in Billions, Average Daily Balance

Instantaneous Interest Rate Changes and Approximate Change in Portfolio's Market Value



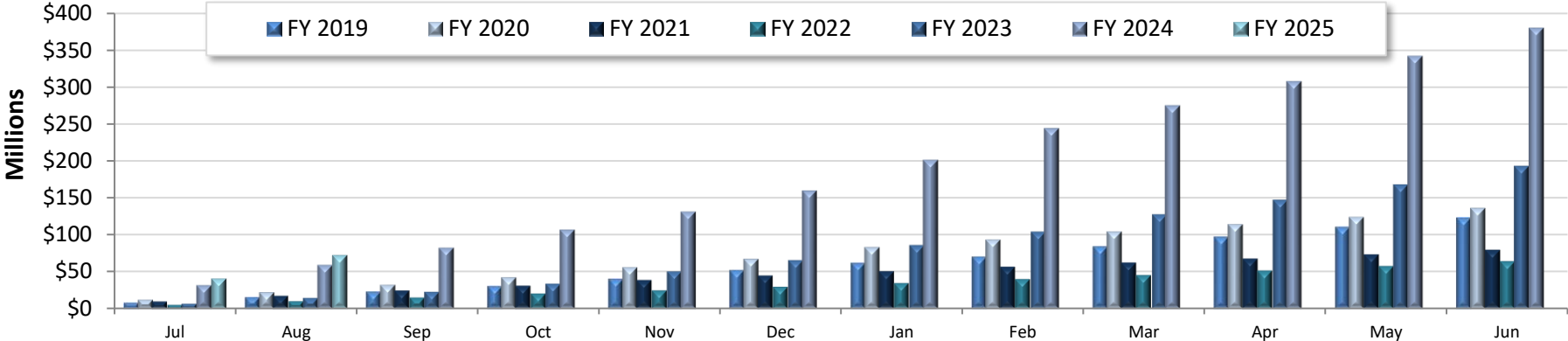
| Int. Rate Change | Portfolio Value | Value Change | Percent Change |
|-------------------|-----------------|----------------|----------------|
| -100 Basis Points | \$9,856,196,327 | \$137,040,103 | 1.41% |
| -75 Basis Points | \$9,819,195,500 | \$100,039,275 | 1.03% |
| -50 Basis Points | \$9,784,935,474 | \$65,779,249 | 0.68% |
| -25 Basis Points | \$9,750,675,448 | \$31,519,224 | 0.32% |
| No Change | \$9,719,156,225 | \$0 | 0.00% |
| +25 Basis Points | \$9,687,316,269 | -\$31,839,956 | -0.33% |
| +50 Basis Points | \$9,655,476,313 | -\$63,679,912 | -0.66% |
| +75 Basis Points | \$9,626,085,585 | -\$93,070,640 | -0.96% |
| +100 Basis Points | \$9,596,694,856 | -\$122,461,368 | -1.26% |



*Note: Excludes Cash Balance

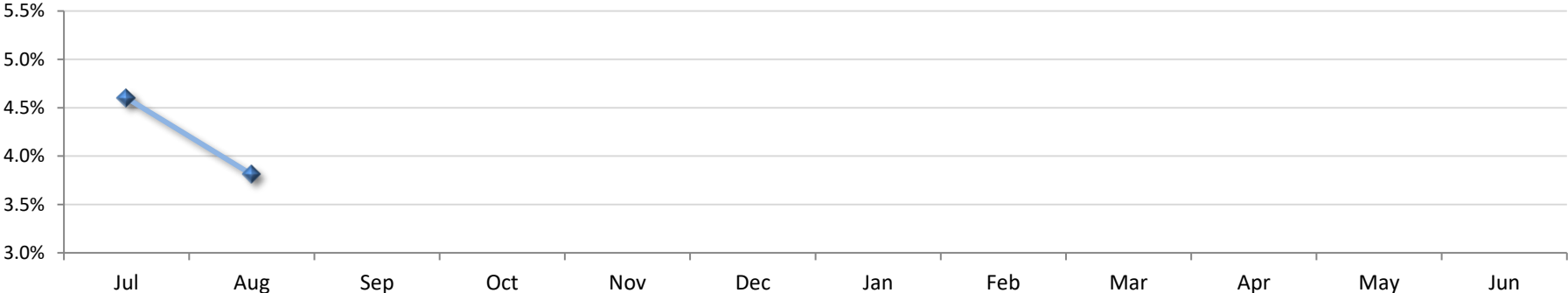
Historical Earnings and Book Rate of Return Performance

Fiscal Year-to-Date Earnings



| FYTD | Jul | Aug | Sep | Oct | Nov | Dec | Jan | Feb | Mar | Apr | May | Jun | FY Return |
|----------------|--------|--------|--------|---------|---------|---------|---------|---------|---------|---------|---------|---------|--------------|
| FY 2019 | \$8.4 | \$15.8 | \$23.5 | \$31.1 | \$40.7 | \$52.6 | \$62.1 | \$70.3 | \$84.4 | \$97.7 | \$110.6 | \$123.0 | 2.29% |
| FY 2020 | \$12.7 | \$22.7 | \$32.4 | \$42.8 | \$56.2 | \$67.5 | \$83.2 | \$93.3 | \$104.2 | \$114.2 | \$123.6 | \$135.9 | 1.56% |
| FY 2021 | \$9.9 | \$17.5 | \$24.4 | \$31.0 | \$38.5 | \$44.5 | \$50.1 | \$56.3 | \$61.7 | \$67.1 | \$72.6 | \$78.7 | 0.95% |
| FY 2022 | \$5.3 | \$10.2 | \$15.4 | \$20.3 | \$24.5 | \$29.3 | \$34.3 | \$39.5 | \$45.0 | \$50.9 | \$56.8 | \$63.4 | 1.18% |
| FY 2023 | \$7.1 | \$14.9 | \$23.2 | \$33.8 | \$50.4 | \$65.6 | \$86.0 | \$103.7 | \$127.1 | \$146.8 | \$167.5 | \$192.1 | 2.20% |
| FY 2024 | \$32.0 | \$59.7 | \$82.7 | \$107.2 | \$131.8 | \$160.3 | \$201.6 | \$244.3 | \$275.2 | \$307.9 | \$341.9 | \$380.1 | 3.74% |
| FY 2025 | \$40.4 | \$71.7 | | | | | | | | | | | 3.74% |

Month-End Book Return

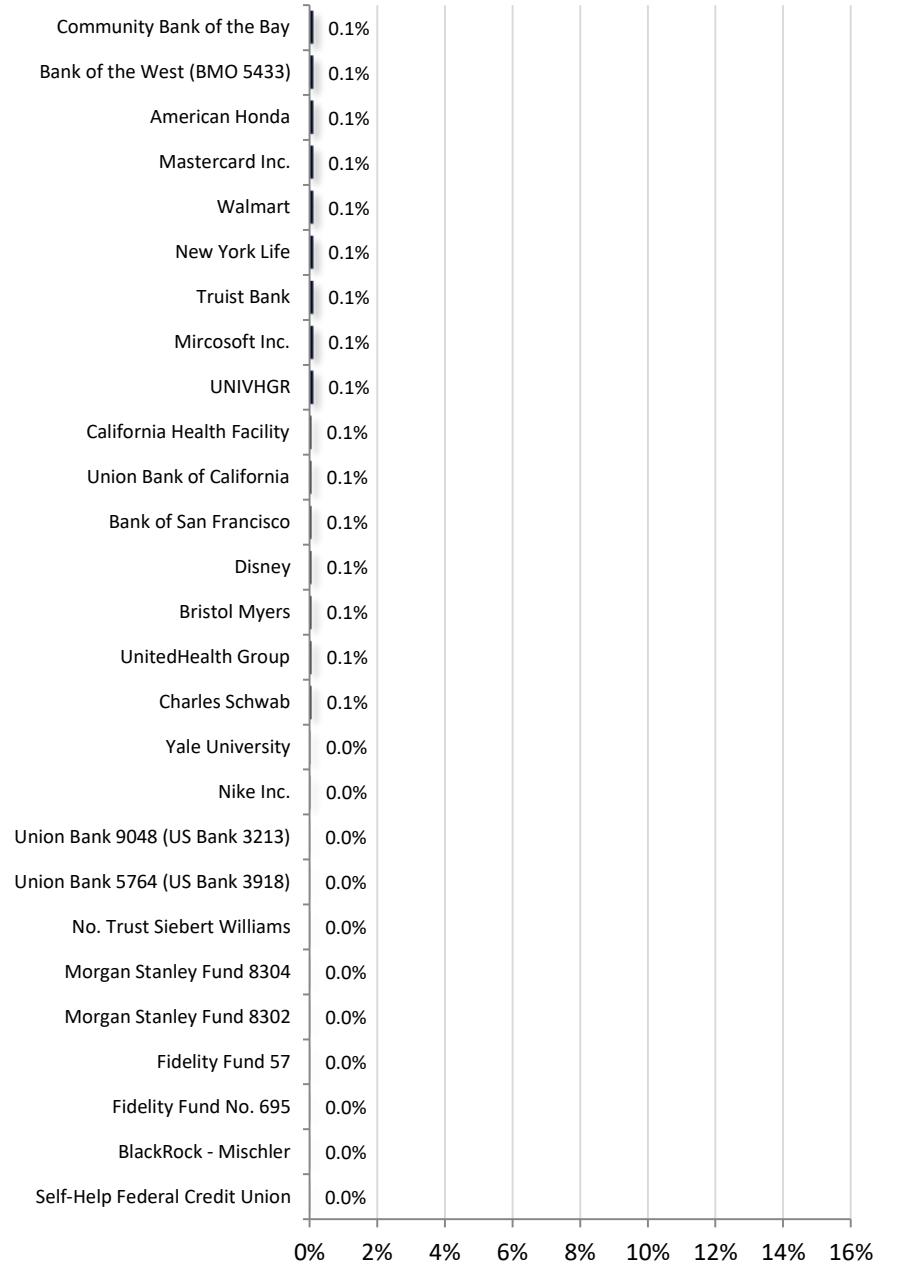
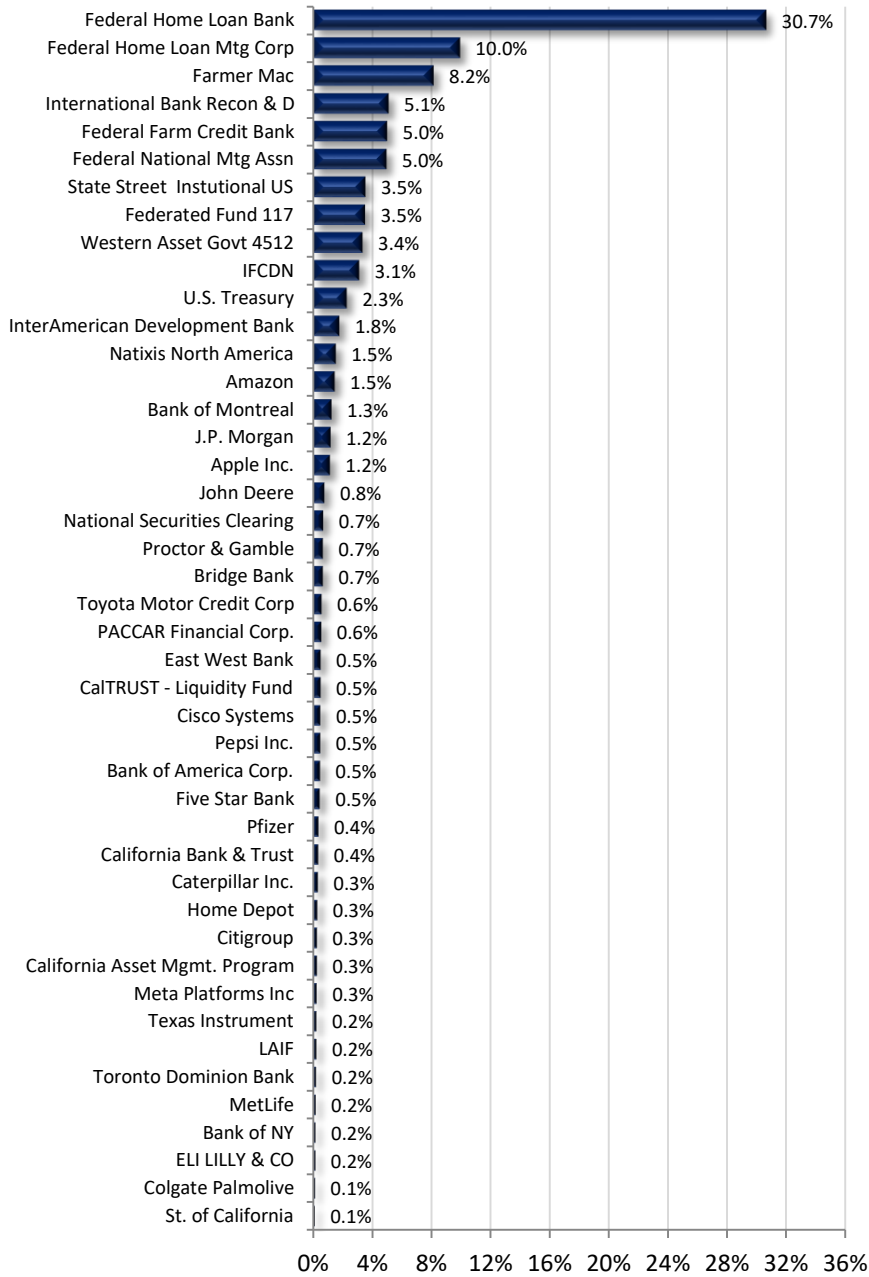


| Month-End Book Rtn | Jul | Aug | Sep | Oct | Nov | Dec | Jan | Feb | Mar | Apr | May | Jun |
|--------------------|-------|-------|-----|-----|-----|-----|-----|-----|-----|-----|-----|-----|
| | 4.60% | 3.81% | | | | | | | | | | |

Holdings Allocation by Issuer

County of Alameda

8/31/2024



**Alameda County Investment Pool
Portfolio Management
Portfolio Summary
August 31, 2024**

| Investments | Par Value | Market Value | Book Value | % of Portfolio | Days to Maturity | YTM 365 Equiv. |
|-------------------------------------|-------------------------|-------------------------|-------------------------|-----------------------|-------------------------|-----------------------|
| Non-Negotiable CDs | 170,230,000.00 | 170,230,000.00 | 170,230,000.00 | 1.75 | 96 | 5.353 |
| Local Agency Investment Funds | 22,000,000.00 | 22,000,000.00 | 22,000,000.00 | 0.23 | 1 | 4.550 |
| Joint Powers Authority | 75,000,000.00 | 75,000,000.00 | 75,000,000.00 | 0.77 | 1 | 5.380 |
| Money Market Mutual Funds | 1,021,000,000.00 | 1,021,000,000.00 | 1,021,000,000.00 | 10.49 | 1 | 5.210 |
| Money Market Bank Accounts | 57,000,000.00 | 57,000,000.00 | 57,000,000.00 | 0.59 | 1 | 4.224 |
| Negotiable CDs | 250,000,000.00 | 250,083,000.00 | 250,000,000.00 | 2.57 | 64 | 5.585 |
| Corporate Notes | 1,203,657,000.00 | 1,190,399,416.18 | 1,187,886,781.53 | 12.21 | 911 | 3.832 |
| Washington Supranational Obligation | 989,765,000.00 | 987,377,113.20 | 977,142,389.35 | 10.04 | 1,298 | 4.107 |
| Agency Bullets (Aaa/AA+) | 1,367,628,000.00 | 1,362,834,610.49 | 1,359,218,423.09 | 13.97 | 749 | 3.680 |
| Treasury Notes and Bonds | 225,000,000.00 | 217,925,000.00 | 222,531,250.06 | 2.29 | 343 | 0.872 |
| Agency Callables (Aaa/AA+) | 4,398,318,000.00 | 4,337,873,371.03 | 4,360,962,836.01 | 44.82 | 866 | 3.551 |
| Municipal Bonds | 28,855,000.00 | 27,433,713.70 | 27,119,130.20 | 0.28 | 741 | 3.125 |
| Investments | 9,808,453,000.00 | 9,719,156,224.60 | 9,730,090,810.24 | 100.00% | 748 | 3.875 |

| Total Earnings | August 31 Month Ending | Fiscal Year To Date |
|---------------------------------|-------------------------------|----------------------------|
| Current Year | 31,276,207.90 | 71,658,689.36 |
| Average Daily Balance | 9,672,019,789.96 | 10,004,598,448.17 |
| Effective Rate of Return | 3.81% | 4.22% |

Henry C. Levy, Treasurer - Tax Collector

Reporting period 08/01/2024-08/31/2024

Run Date: 09/19/2024 - 18:11

Portfolio POOL
RC
PM (PRF_PM1) 7.3.11
Report Ver. 7.3.11

**Alameda County Investment Pool
Portfolio Management
Portfolio Details - Investments
August 31, 2024**

| CUSIP | Investment # | Issuer | Average Balance | Purchase Date | Par Value | Market Value | Book Value | Stated Rate | YTM 365 | Days to Maturity | Maturity Date |
|--------------------------------------|--------------|--------------------------------|-----------------------|---------------|-------------------------|-------------------------|-------------------------|-------------|--------------|------------------|---------------|
| Non-Negotiable CDs | | | | | | | | | | | |
| SYS13342 | 13342 | Bank of San Francisco | | 08/02/2024 | 5,000,000.00 | 5,000,000.00 | 5,000,000.00 | 4.850 | 4.917 | 338 | 08/05/2025 |
| SYS13147 | 13147 | Bridge Bank | | 10/04/2023 | 35,000,000.00 | 35,000,000.00 | 35,000,000.00 | 5.600 | 5.678 | 32 | 10/03/2024 |
| SYS13286 | 13286 | Bridge Bank | | 03/25/2024 | 30,000,000.00 | 30,000,000.00 | 30,000,000.00 | 5.100 | 5.171 | 205 | 03/25/2025 |
| SYS13327 | 13327 | California Bank & Trust | | 06/24/2024 | 25,000,000.00 | 25,000,000.00 | 25,000,000.00 | 5.250 | 5.323 | 21 | 09/22/2024 |
| SYS13336 | 13336 | California Bank & Trust | | 07/23/2024 | 10,000,000.00 | 10,000,000.00 | 10,000,000.00 | 5.250 | 5.323 | 52 | 10/23/2024 |
| SYS13325 | 13325 | Community Bank of the Bay | | 06/07/2024 | 10,000,000.00 | 10,000,000.00 | 10,000,000.00 | 5.150 | 5.222 | 96 | 12/06/2024 |
| SYS13334 | 13334 | East West Bank | | 06/28/2024 | 50,000,000.00 | 50,000,000.00 | 50,000,000.00 | 5.300 | 5.374 | 96 | 12/06/2024 |
| SYS13282 | 13282 | Self-Help Federal Credit Union | | 03/13/2024 | 230,000.00 | 230,000.00 | 230,000.00 | 4.600 | 4.664 | 193 | 03/13/2025 |
| SYS13031 | 13031 | Union Bank of California | | 12/19/2023 | 5,000,000.00 | 5,000,000.00 | 5,000,000.00 | 4.850 | 4.917 | 106 | 12/16/2024 |
| Subtotal and Average | | | 170,230,000.00 | | 170,230,000.00 | 170,230,000.00 | 170,230,000.00 | | 5.353 | 96 | |
| Local Agency Investment Funds | | | | | | | | | | | |
| SYS10285 | 10285 | LAIF | | 07/01/2018 | 22,000,000.00 | 22,000,000.00 | 22,000,000.00 | 4.550 | 4.550 | 1 | |
| Subtotal and Average | | | 22,000,000.00 | | 22,000,000.00 | 22,000,000.00 | 22,000,000.00 | | 4.550 | 1 | |
| Joint Powers Authority | | | | | | | | | | | |
| SYS10470 | 10470 | California Asset Mgmt. Program | | 07/01/2018 | 25,000,000.00 | 25,000,000.00 | 25,000,000.00 | 5.420 | 5.420 | 1 | |
| SYS12895 | 12895 | CalTRUST - Liquidity Fund | | 12/09/2022 | 50,000,000.00 | 50,000,000.00 | 50,000,000.00 | 5.360 | 5.360 | 1 | |
| SYS10472 | 10472 | CalTrust - Short Term Fund | | 07/01/2018 | 0.00 | 0.00 | 0.00 | 4.820 | 4.820 | 1 | |
| Subtotal and Average | | | 75,000,000.00 | | 75,000,000.00 | 75,000,000.00 | 75,000,000.00 | | 5.380 | 1 | |
| Money Market Mutual Funds | | | | | | | | | | | |
| 09250C721 | 12656 | BlackRock - Mischler | | 03/03/2022 | 1,000,000.00 | 1,000,000.00 | 1,000,000.00 | 5.140 | 5.140 | 1 | |
| 608919718 | 11093 | Federated Fund 117 | | 07/01/2018 | 343,000,000.00 | 343,000,000.00 | 343,000,000.00 | 5.200 | 5.200 | 1 | |
| 316175504 | 10274 | Fidelity Fund No. 695 | | 07/01/2018 | 1,000,000.00 | 1,000,000.00 | 1,000,000.00 | 5.150 | 5.150 | 1 | |
| 316175108 | 11090 | Fidelity Fund 57 | | 07/01/2018 | 1,000,000.00 | 1,000,000.00 | 1,000,000.00 | 5.200 | 5.200 | 1 | |
| 61747C707 | 10280 | Morgan Stanley Fund 8302 | | 07/01/2018 | 1,000,000.00 | 1,000,000.00 | 1,000,000.00 | 5.190 | 5.190 | 1 | |
| 61747C582 | 11089 | Morgan Stanley Fund 8304 | | 07/01/2018 | 1,000,000.00 | 1,000,000.00 | 1,000,000.00 | 5.110 | 5.110 | 1 | |
| 665279840 | 12588 | No. Trust Siebert Williams | | 12/06/2021 | 1,000,000.00 | 1,000,000.00 | 1,000,000.00 | 5.170 | 5.170 | 1 | |
| SYS12009 | 12009 | State Street Institutional US | | 02/11/2020 | 345,000,000.00 | 345,000,000.00 | 345,000,000.00 | 5.240 | 5.240 | 1 | |
| 52470G791 | 10318 | Western Asset Govt 4512 | | 07/01/2018 | 327,000,000.00 | 327,000,000.00 | 327,000,000.00 | 5.190 | 5.190 | 1 | |
| Subtotal and Average | | | 676,580,645.16 | | 1,021,000,000.00 | 1,021,000,000.00 | 1,021,000,000.00 | | 5.210 | 1 | |
| Money Market Bank Accounts | | | | | | | | | | | |
| SYS12169 | 12169 | Five Star Bank | | 11/12/2019 | 45,000,000.00 | 45,000,000.00 | 45,000,000.00 | 5.000 | 5.000 | 1 | |

**Alameda County Investment Pool
Portfolio Management
Portfolio Details - Investments
August 31, 2024**

| CUSIP | Investment # | Issuer | Average Balance | Purchase Date | Par Value | Market Value | Book Value | Stated Rate | YTM 365 | Days to Maturity | Maturity Date |
|-----------------------------------|--------------|--------------------------------|-----------------------|---------------|-----------------------|-----------------------|-----------------------|-------------|--------------|------------------|---------------|
| Money Market Bank Accounts | | | | | | | | | | | |
| SYS12601 | 12601 | Bank of the West (BMO 5433) | | 12/22/2021 | 10,000,000.00 | 10,000,000.00 | 10,000,000.00 | 1.560 | 1.560 | 1 | |
| SYS10286 | 10286 | California Bank & Trust | | 07/01/2018 | 0.00 | 0.00 | 0.00 | 1.090 | 1.090 | 1 | |
| SYS10290 | 10290 | Union Bank 5764 (US Bank 3918) | | 07/01/2018 | 1,000,000.00 | 1,000,000.00 | 1,000,000.00 | 0.090 | 0.090 | 1 | |
| SYS10291 | 10291 | Union Bank 9048 (US Bank 3213) | | 07/01/2018 | 1,000,000.00 | 1,000,000.00 | 1,000,000.00 | 0.090 | 0.090 | 1 | |
| Subtotal and Average | | | 57,000,000.00 | | 57,000,000.00 | 57,000,000.00 | 57,000,000.00 | | 4.224 | 1 | |
| Negotiable CDs | | | | | | | | | | | |
| 06367DHN8 | 13291 | Bank of Montreal | | 04/01/2024 | 100,000,000.00 | 100,078,000.00 | 100,000,000.00 | 5.370 | 5.445 | 123 | 01/02/2025 |
| 63873QP99 | 13130 | Natixis North America | | 09/21/2023 | 50,000,000.00 | 50,006,500.00 | 50,000,000.00 | 6.020 | 6.104 | 10 | 09/11/2024 |
| 63873Q2E3 | 13289 | Natixis North America | | 04/01/2024 | 50,000,000.00 | 50,000,000.00 | 50,000,000.00 | 5.400 | 5.475 | 38 | 10/09/2024 |
| 63873Q2D5 | 13290 | Natixis North America | | 04/01/2024 | 50,000,000.00 | 49,998,500.00 | 50,000,000.00 | 5.380 | 5.455 | 24 | 09/25/2024 |
| Subtotal and Average | | | 337,096,774.19 | | 250,000,000.00 | 250,083,000.00 | 250,000,000.00 | | 5.585 | 64 | |
| Corporate Notes | | | | | | | | | | | |
| 037833DM9 | 11851 | Apple Inc. | | 09/11/2019 | 3,000,000.00 | 2,997,540.00 | 2,993,160.00 | 1.800 | 1.848 | 10 | 09/11/2024 |
| 037833DM9 | 11943 | Apple Inc. | | 12/12/2019 | 9,000,000.00 | 8,992,620.00 | 8,918,370.00 | 1.800 | 2.001 | 10 | 09/11/2024 |
| 037833DT4 | 12133 | Apple Inc. | | 05/11/2020 | 5,000,000.00 | 4,879,750.00 | 4,991,050.00 | 1.125 | 1.162 | 252 | 05/11/2025 |
| 037833DX5 | 12200 | Apple Inc. | | 08/20/2020 | 5,000,000.00 | 4,815,200.00 | 4,988,200.00 | 0.550 | 0.598 | 353 | 08/20/2025 |
| 037833DX5 | 12201 | Apple Inc. | | 08/20/2020 | 5,000,000.00 | 4,815,200.00 | 4,988,200.00 | 0.550 | 0.598 | 353 | 08/20/2025 |
| 037833EB2 | 12387 | Apple Inc. | | 02/08/2021 | 20,000,000.00 | 19,030,400.00 | 19,955,000.00 | 0.746 | 0.792 | 525 | 02/08/2026 |
| 037833DB3 | 12935 | Apple Inc. | | 02/07/2023 | 21,646,000.00 | 20,967,181.44 | 20,561,557.05 | 2.900 | 4.106 | 1,106 | 09/12/2027 |
| 037833ES5 | 13029 | Apple Inc. | | 05/10/2023 | 10,000,000.00 | 10,013,300.00 | 10,000,000.00 | 4.421 | 4.421 | 614 | 05/08/2026 |
| 037833ET3 | 13030 | Apple Inc. | | 05/10/2023 | 15,000,000.00 | 15,051,300.00 | 14,971,050.00 | 4.000 | 4.043 | 1,347 | 05/10/2028 |
| 037833EC0 | 13185 | Apple Inc. | | 11/15/2023 | 10,000,000.00 | 9,122,000.00 | 8,566,870.20 | 1.200 | 5.000 | 1,255 | 02/08/2028 |
| 037833CJ7 | 13211 | Apple Inc. | | 12/12/2023 | 11,409,000.00 | 11,233,415.49 | 10,984,813.38 | 3.350 | 4.627 | 891 | 02/09/2027 |
| 023135BQ8 | 12162 | Amazon | | 06/10/2020 | 5,000,000.00 | 4,863,850.00 | 4,995,350.00 | 0.800 | 0.819 | 275 | 06/03/2025 |
| 023135BQ8 | 12163 | Amazon | | 06/10/2020 | 5,000,000.00 | 4,863,850.00 | 4,993,750.00 | 0.800 | 0.826 | 275 | 06/03/2025 |
| 023135BQ8 | 12166 | Amazon | | 06/11/2020 | 10,000,000.00 | 9,727,700.00 | 9,990,700.00 | 0.800 | 0.819 | 275 | 06/03/2025 |
| 023135BX3 | 12443 | Amazon | | 05/12/2021 | 10,000,000.00 | 9,486,800.00 | 9,956,800.00 | 1.000 | 1.089 | 618 | 05/12/2026 |
| 023135CF1 | 12686 | Amazon | | 04/13/2022 | 7,000,000.00 | 6,862,030.00 | 6,985,580.00 | 3.300 | 3.345 | 954 | 04/13/2027 |
| 023135CE4 | 12688 | Amazon | | 04/13/2022 | 13,000,000.00 | 12,864,410.00 | 12,979,330.00 | 3.000 | 3.050 | 224 | 04/13/2025 |
| 023135CN4 | 12883 | Amazon | | 12/01/2022 | 15,000,000.00 | 15,040,950.00 | 14,999,100.00 | 4.600 | 4.602 | 456 | 12/01/2025 |
| 023135CM6 | 12884 | Amazon | | 12/01/2022 | 15,000,000.00 | 14,979,750.00 | 14,989,950.00 | 4.700 | 4.736 | 89 | 11/29/2024 |
| 023135BC9 | 13213 | Amazon | | 12/13/2023 | 16,158,000.00 | 15,764,229.54 | 15,299,687.04 | 3.150 | 4.734 | 1,085 | 08/22/2027 |
| 023135BX3 | 13214 | Amazon | | 12/13/2023 | 17,622,000.00 | 16,717,638.96 | 16,082,894.52 | 1.000 | 4.879 | 618 | 05/12/2026 |
| 023135BC9 | 13275 | Amazon | | 02/28/2024 | 18,000,000.00 | 17,561,340.00 | 17,081,460.00 | 3.150 | 4.757 | 1,085 | 08/22/2027 |

**Alameda County Investment Pool
Portfolio Management
Portfolio Details - Investments
August 31, 2024**

| CUSIP | Investment # | Issuer | Average Balance | Purchase Date | Par Value | Market Value | Book Value | Stated Rate | YTM | Days to 365 Maturity | Maturity Date |
|------------------------|--------------|-----------------------|-----------------|---------------|---------------|---------------|---------------|-------------|-------|----------------------|---------------|
| Corporate Notes | | | | | | | | | | | |
| 023135BC9 | 13332 | Amazon | | 06/26/2024 | 15,000,000.00 | 14,634,450.00 | 14,289,939.00 | 3.150 | 4.783 | 1,085 | 08/22/2027 |
| 06051GJG5 | 12241 | Bank of America Corp. | | 09/25/2020 | 8,000,000.00 | 7,976,080.00 | 8,000,000.00 | 0.981 | 0.981 | 389 | 09/25/2025 |
| 06051GJG5 | 12242 | Bank of America Corp. | | 09/25/2020 | 3,000,000.00 | 2,991,030.00 | 3,000,000.00 | 0.981 | 0.981 | 389 | 09/25/2025 |
| 06048WM31 | 12453 | Bank of America Corp. | | 05/28/2021 | 10,000,000.00 | 9,376,500.00 | 10,000,000.00 | 1.250 | 1.250 | 634 | 05/28/2026 |
| 06048WM64 | 12482 | Bank of America Corp. | | 07/07/2021 | 10,000,000.00 | 9,337,200.00 | 9,975,000.00 | 1.200 | 1.252 | 662 | 06/25/2026 |
| 06048WP46 | 12517 | Bank of America Corp. | | 09/27/2021 | 10,000,000.00 | 9,726,400.00 | 10,000,000.00 | 0.750 | 0.750 | 207 | 03/27/2025 |
| 06048WN63 | 12530 | Bank of America Corp. | | 10/08/2021 | 4,898,000.00 | 4,548,625.66 | 4,844,122.00 | 1.150 | 1.382 | 739 | 09/10/2026 |
| 06406RAL1 | 12153 | Bank of NY | | 06/01/2020 | 6,540,000.00 | 6,510,831.60 | 6,848,426.40 | 2.100 | 1.001 | 53 | 10/24/2024 |
| 06406RAD9 | 13349 | Bank of NY | | 08/29/2024 | 10,000,000.00 | 9,742,800.00 | 9,868,386.11 | 3.250 | 4.132 | 987 | 05/16/2027 |
| 06368FAC3 | 12509 | Bank of Montreal | | 09/15/2021 | 6,000,000.00 | 5,624,520.00 | 5,989,860.00 | 1.250 | 1.285 | 744 | 09/15/2026 |
| 06368FAE9 | 12625 | Bank of Montreal | | 01/10/2022 | 10,000,000.00 | 9,867,300.00 | 9,994,700.00 | 1.500 | 1.518 | 131 | 01/10/2025 |
| 06368D3S1 | 12746 | Bank of Montreal | | 06/07/2022 | 6,000,000.00 | 5,945,400.00 | 5,998,620.00 | 3.700 | 3.708 | 279 | 06/07/2025 |
| 110122DN5 | 12302 | Bristol Myers | | 11/13/2020 | 5,000,000.00 | 4,782,100.00 | 4,991,900.00 | 0.750 | 0.783 | 438 | 11/13/2025 |
| 14913R2U0 | 12620 | Caterpillar Inc. | | 01/10/2022 | 5,000,000.00 | 4,722,900.00 | 4,997,600.00 | 1.700 | 1.710 | 859 | 01/08/2027 |
| 14913R3B1 | 12912 | Caterpillar Inc. | | 01/06/2023 | 7,000,000.00 | 7,035,840.00 | 6,998,250.00 | 4.800 | 4.809 | 492 | 01/06/2026 |
| 14913UAA8 | 13033 | Caterpillar Inc. | | 05/15/2023 | 20,000,000.00 | 19,997,000.00 | 19,990,600.00 | 4.350 | 4.367 | 621 | 05/15/2026 |
| 17275RBR2 | 13269 | Cisco Systems | | 02/26/2024 | 4,000,000.00 | 4,109,440.00 | 3,998,600.00 | 4.850 | 4.858 | 1,639 | 02/26/2029 |
| 17275RBP6 | 13271 | Cisco Systems | | 02/26/2024 | 10,000,000.00 | 10,093,600.00 | 9,996,200.00 | 4.900 | 4.920 | 543 | 02/26/2026 |
| 17275RBR2 | 13272 | Cisco Systems | | 02/26/2024 | 15,000,000.00 | 15,410,400.00 | 14,994,750.00 | 4.850 | 4.858 | 1,639 | 02/26/2029 |
| 17275RBO4 | 13273 | Cisco Systems | | 02/26/2024 | 20,000,000.00 | 20,324,000.00 | 19,974,000.00 | 4.800 | 4.847 | 908 | 02/26/2027 |
| 17291LUB9 | 13348 | Citigroup | | 08/19/2024 | 25,000,000.00 | 24,994,500.00 | 25,000,000.00 | 4.450 | 4.450 | 1,082 | 08/19/2027 |
| 194162AM5 | 12777 | Colgate Palmolive | | 08/09/2022 | 3,000,000.00 | 2,961,210.00 | 2,997,240.00 | 3.100 | 3.114 | 348 | 08/15/2025 |
| 194162AR4 | 12950 | Colgate Palmolive | | 03/01/2023 | 5,000,000.00 | 5,089,550.00 | 4,994,900.00 | 4.600 | 4.623 | 1,277 | 03/01/2028 |
| 194162AQ6 | 12951 | Colgate Palmolive | | 03/01/2023 | 5,000,000.00 | 5,044,250.00 | 4,994,200.00 | 4.800 | 4.842 | 547 | 03/02/2026 |
| 24422EWA3 | 12623 | John Deere | | 01/10/2022 | 5,000,000.00 | 4,719,950.00 | 4,997,150.00 | 1.700 | 1.712 | 862 | 01/11/2027 |
| 24422EYV2 | 12624 | John Deere | | 01/10/2022 | 7,000,000.00 | 6,903,470.00 | 6,996,710.00 | 1.250 | 1.266 | 131 | 01/10/2025 |
| 24422EWX3 | 13051 | John Deere | | 06/08/2023 | 5,000,000.00 | 5,037,300.00 | 4,997,100.00 | 4.750 | 4.771 | 645 | 06/08/2026 |
| 24422EWW5 | 13052 | John Deere | | 06/08/2023 | 5,000,000.00 | 5,009,150.00 | 4,997,200.00 | 4.950 | 4.980 | 278 | 06/06/2025 |
| 24422EWW7 | 13124 | John Deere | | 09/13/2023 | 10,000,000.00 | 10,228,600.00 | 9,950,400.00 | 4.900 | 5.025 | 1,279 | 03/03/2028 |
| 24422EXB0 | 13125 | John Deere | | 09/14/2023 | 17,000,000.00 | 17,439,450.00 | 16,900,890.00 | 4.950 | 5.086 | 1,412 | 07/14/2028 |
| 24422EWF2 | 13279 | John Deere | | 03/06/2024 | 9,000,000.00 | 8,908,380.00 | 8,827,200.00 | 3.400 | 4.999 | 278 | 06/06/2025 |
| 24422EWF2 | 13284 | John Deere | | 03/15/2024 | 18,415,000.00 | 18,227,535.30 | 18,046,700.00 | 3.400 | 5.100 | 278 | 06/06/2025 |
| 254687FN1 | 12066 | Disney | | 03/23/2020 | 5,000,000.00 | 4,956,250.00 | 4,997,254.44 | 3.350 | 3.360 | 204 | 03/24/2025 |
| 437076CH3 | 13274 | Home Depot | | 02/28/2024 | 20,220,000.00 | 18,261,895.20 | 17,613,844.20 | 1.500 | 4.679 | 1,475 | 09/15/2028 |
| 437076DB5 | 13328 | Home Depot | | 06/25/2024 | 5,000,000.00 | 5,096,700.00 | 4,983,450.00 | 4.875 | 4.995 | 1,027 | 06/25/2027 |
| 437076DC3 | 13329 | Home Depot | | 06/25/2024 | 5,000,000.00 | 5,111,950.00 | 4,967,750.00 | 4.750 | 4.897 | 1,758 | 06/25/2029 |

**Alameda County Investment Pool
Portfolio Management
Portfolio Details - Investments
August 31, 2024**

| CUSIP | Investment # | Issuer | Average Balance | Purchase Date | Par Value | Market Value | Book Value | Stated Rate | YTM | Days to 365 Maturity | Maturity Date |
|------------------------|--------------|------------------------------|-----------------|---------------|---------------|---------------|---------------|-------------|-------|----------------------|---------------|
| Corporate Notes | | | | | | | | | | | |
| 02665WFD8 | 13281 | American Honda | | 03/13/2024 | 10,000,000.00 | 10,140,400.00 | 9,994,500.00 | 4.900 | 4.920 | 922 | 03/12/2027 |
| 48128G3N8 | 12454 | J.P. Morgan | | 05/28/2021 | 5,000,000.00 | 4,612,500.00 | 5,000,000.00 | 1.200 | 1.200 | 634 | 05/28/2026 |
| 48128G3V0 | 12459 | J.P. Morgan | | 06/11/2021 | 10,000,000.00 | 9,335,300.00 | 10,000,000.00 | 1.150 | 1.150 | 648 | 06/11/2026 |
| 48128G4R8 | 12486 | J.P. Morgan | | 08/17/2021 | 10,000,000.00 | 9,338,600.00 | 9,990,000.00 | 1.150 | 1.171 | 715 | 08/17/2026 |
| 48130CDU6 | 13188 | J.P. Morgan | | 11/17/2023 | 20,000,000.00 | 20,209,800.00 | 20,000,000.00 | 6.050 | 6.050 | 1,538 | 11/17/2028 |
| 48133WY44 | 13205 | J.P. Morgan | | 12/11/2023 | 25,000,000.00 | 24,816,625.00 | 25,000,000.00 | 5.300 | 5.300 | 1,562 | 12/11/2028 |
| 48130CGA7 | 13247 | J.P. Morgan | | 01/26/2024 | 25,000,000.00 | 25,153,750.00 | 25,000,000.00 | 5.100 | 5.102 | 1,608 | 01/26/2029 |
| 48130CJG1 | 13283 | J.P. Morgan | | 03/15/2024 | 20,000,000.00 | 20,359,000.00 | 20,000,000.00 | 5.100 | 5.100 | 1,656 | 03/15/2029 |
| 532457CK2 | 13259 | ELI LILLY & CO | | 02/12/2024 | 10,000,000.00 | 10,170,000.00 | 9,993,361.00 | 4.500 | 4.515 | 1,622 | 02/09/2029 |
| 532457CK2 | 13260 | ELI LILLY & CO | | 02/12/2024 | 5,000,000.00 | 5,085,000.00 | 4,995,997.50 | 4.500 | 4.518 | 1,622 | 02/09/2029 |
| 57636QAW4 | 12960 | Mastercard Inc. | | 03/09/2023 | 10,000,000.00 | 10,272,700.00 | 9,990,300.00 | 4.875 | 4.897 | 1,285 | 03/09/2028 |
| 59217GCK3 | 13140 | MetLife | | 09/27/2023 | 10,000,000.00 | 9,605,000.00 | 9,064,200.00 | 3.000 | 5.660 | 1,113 | 09/19/2027 |
| 59217GFR5 | 13278 | MetLife | | 02/29/2024 | 7,873,000.00 | 8,008,415.60 | 7,762,778.00 | 4.850 | 5.178 | 1,590 | 01/08/2029 |
| 30303M8S4 | 13347 | Meta Platforms Inc | | 08/15/2024 | 25,000,000.00 | 25,169,000.00 | 24,941,916.67 | 4.300 | 4.368 | 1,809 | 08/15/2029 |
| 594918BY9 | 12932 | Mircosoft Inc. | | 02/06/2023 | 5,000,000.00 | 4,922,400.00 | 4,867,300.00 | 3.300 | 4.025 | 888 | 02/06/2027 |
| 594918BY9 | 12933 | Mircosoft Inc. | | 02/06/2023 | 5,000,000.00 | 4,922,400.00 | 4,863,500.00 | 3.300 | 4.046 | 888 | 02/06/2027 |
| 654106AH6 | 12074 | Nike Inc. | | 03/27/2020 | 3,000,000.00 | 2,962,350.00 | 2,995,920.00 | 2.400 | 2.429 | 207 | 03/27/2025 |
| 637639AH8 | 13139 | National Securities Clearing | | 09/27/2023 | 5,085,000.00 | 5,196,717.45 | 5,008,979.25 | 5.100 | 5.506 | 1,176 | 11/21/2027 |
| 637639AK1 | 13300 | National Securities Clearing | | 04/15/2024 | 25,700,000.00 | 26,226,850.00 | 25,590,004.00 | 5.000 | 5.115 | 1,367 | 05/30/2028 |
| 637639AK1 | 13313 | National Securities Clearing | | 05/10/2024 | 15,085,000.00 | 15,394,242.50 | 15,056,036.80 | 5.000 | 5.052 | 1,367 | 05/30/2028 |
| 637639AM7 | 13330 | National Securities Clearing | | 06/26/2024 | 12,000,000.00 | 12,300,120.00 | 11,978,400.00 | 4.900 | 4.941 | 1,759 | 06/26/2029 |
| 637639AL9 | 13331 | National Securities Clearing | | 06/26/2024 | 10,000,000.00 | 10,125,400.00 | 9,999,400.00 | 5.150 | 5.153 | 663 | 06/26/2026 |
| 64952WFF5 | 13261 | New York Life | | 02/12/2024 | 10,000,000.00 | 10,133,400.00 | 9,956,100.00 | 4.700 | 4.800 | 1,611 | 01/29/2029 |
| 69371RQ66 | 12006 | PACCAR Financial Corp. | | 02/06/2020 | 10,000,000.00 | 9,862,600.00 | 9,991,900.00 | 1.800 | 1.817 | 158 | 02/06/2025 |
| 69371RS49 | 12981 | PACCAR Financial Corp. | | 03/30/2023 | 17,000,000.00 | 17,032,300.00 | 16,988,610.00 | 4.450 | 4.474 | 575 | 03/30/2026 |
| 69371RS56 | 13108 | PACCAR Financial Corp. | | 08/10/2023 | 3,000,000.00 | 3,042,120.00 | 2,998,500.00 | 5.050 | 5.068 | 708 | 08/10/2026 |
| 69371RS80 | 13253 | PACCAR Financial Corp. | | 01/31/2024 | 10,000,000.00 | 10,144,000.00 | 9,983,700.00 | 4.600 | 4.660 | 1,613 | 01/31/2029 |
| 69371RT22 | 13314 | PACCAR Financial Corp. | | 05/13/2024 | 7,000,000.00 | 7,156,730.00 | 6,994,610.00 | 5.000 | 5.028 | 984 | 05/13/2027 |
| 69371RT30 | 13344 | PACCAR Financial Corp. | | 08/06/2024 | 7,000,000.00 | 7,058,660.00 | 6,990,690.00 | 4.450 | 4.498 | 1,069 | 08/06/2027 |
| 713448EQ7 | 12045 | Pepsi Inc. | | 03/19/2020 | 2,500,000.00 | 2,463,800.00 | 2,498,236.67 | 2.250 | 2.265 | 199 | 03/19/2025 |
| 713448EQ7 | 12047 | Pepsi Inc. | | 03/19/2020 | 5,000,000.00 | 4,927,600.00 | 4,996,450.00 | 2.250 | 2.265 | 199 | 03/19/2025 |
| 713448EQ7 | 12051 | Pepsi Inc. | | 03/20/2020 | 5,000,000.00 | 4,927,600.00 | 4,991,650.00 | 2.250 | 2.286 | 199 | 03/19/2025 |
| 713448FQ6 | 12942 | Pepsi Inc. | | 02/15/2023 | 3,000,000.00 | 3,011,190.00 | 2,998,260.00 | 4.550 | 4.571 | 530 | 02/13/2026 |
| 713448FW3 | 13178 | Pepsi Inc. | | 11/10/2023 | 9,000,000.00 | 9,176,670.00 | 8,997,570.00 | 5.125 | 5.135 | 800 | 11/10/2026 |
| 713448FV5 | 13179 | Pepsi Inc. | | 11/10/2023 | 5,000,000.00 | 5,053,350.00 | 4,996,650.00 | 5.250 | 5.286 | 435 | 11/10/2025 |
| 713448DY1 | 13263 | Pepsi Inc. | | 02/13/2024 | 19,617,000.00 | 19,020,054.69 | 18,585,930.48 | 3.000 | 4.570 | 1,139 | 10/15/2027 |

**Alameda County Investment Pool
Portfolio Management
Portfolio Details - Investments
August 31, 2024**

| CUSIP | Investment # | Issuer | Average Balance | Purchase Date | Par Value | Market Value | Book Value | Stated Rate | YTM | Days to Maturity | Maturity Date |
|--|--------------|--------------------------------|-------------------------|---------------|-------------------------|-------------------------|-------------------------|-------------|--------------|------------------|---------------|
| Corporate Notes | | | | | | | | | | | |
| 717081EX7 | 12151 | Pfizer | | 05/28/2020 | 5,000,000.00 | 4,856,400.00 | 4,968,800.00 | 0.800 | 0.928 | 269 | 05/28/2025 |
| 716973AA0 | 13039 | Pfizer | | 05/19/2023 | 10,000,000.00 | 9,990,800.00 | 9,994,300.00 | 4.650 | 4.680 | 260 | 05/19/2025 |
| 716973AB8 | 13040 | Pfizer | | 05/19/2023 | 7,000,000.00 | 7,003,850.00 | 6,991,810.00 | 4.450 | 4.492 | 625 | 05/19/2026 |
| 716973AC6 | 13129 | Pfizer | | 09/21/2023 | 14,086,000.00 | 14,155,021.40 | 13,689,760.82 | 4.450 | 5.135 | 1,356 | 05/19/2028 |
| 742718FL8 | 12280 | Proctor & Gamble | | 10/29/2020 | 5,000,000.00 | 4,794,500.00 | 4,991,900.00 | 0.550 | 0.583 | 423 | 10/29/2025 |
| 742718FL8 | 12633 | Proctor & Gamble | | 01/31/2022 | 8,752,000.00 | 8,392,292.80 | 8,392,292.80 | 0.550 | 1.687 | 423 | 10/29/2025 |
| 742718FV6 | 12637 | Proctor & Gamble | | 02/01/2022 | 20,000,000.00 | 19,010,200.00 | 19,971,600.00 | 1.900 | 1.930 | 883 | 02/01/2027 |
| 742718FY0 | 12923 | Proctor & Gamble | | 01/26/2023 | 3,000,000.00 | 2,996,460.00 | 2,997,990.00 | 4.100 | 4.124 | 512 | 01/26/2026 |
| 742718FZ7 | 12924 | Proctor & Gamble | | 01/26/2023 | 4,000,000.00 | 3,989,200.00 | 3,995,880.00 | 3.950 | 3.973 | 1,242 | 01/26/2028 |
| 742718GF0 | 13249 | Proctor & Gamble | | 01/29/2024 | 25,000,000.00 | 25,372,750.00 | 24,989,000.00 | 4.350 | 4.360 | 1,611 | 01/29/2029 |
| 808513BR5 | 12445 | Charles Schwab | | 05/13/2021 | 4,000,000.00 | 3,779,120.00 | 3,990,720.00 | 1.150 | 1.198 | 619 | 05/13/2026 |
| 808513BY0 | 12655 | Charles Schwab | | 03/03/2022 | 1,000,000.00 | 952,290.00 | 998,920.00 | 2.450 | 2.473 | 913 | 03/03/2027 |
| 89114QCP1 | 12365 | Toronto Dominion Bank | | 01/06/2021 | 10,000,000.00 | 9,508,400.00 | 9,985,300.00 | 0.750 | 0.780 | 492 | 01/06/2026 |
| 89114TZK1 | 12591 | Toronto Dominion Bank | | 12/13/2021 | 10,000,000.00 | 9,889,900.00 | 9,992,700.00 | 1.250 | 1.275 | 103 | 12/13/2024 |
| 89236TGX7 | 12081 | Toyota Motor Credit Corp | | 04/01/2020 | 6,000,000.00 | 5,933,040.00 | 5,988,960.00 | 3.000 | 3.040 | 212 | 04/01/2025 |
| 89236TJN6 | 12506 | Toyota Motor Credit Corp | | 09/13/2021 | 5,000,000.00 | 4,993,400.00 | 4,997,650.00 | 0.625 | 0.641 | 12 | 09/13/2024 |
| 89236TKC8 | 12758 | Toyota Motor Credit Corp | | 06/30/2022 | 10,000,000.00 | 9,937,000.00 | 9,990,500.00 | 3.950 | 3.984 | 302 | 06/30/2025 |
| 89236TKJ3 | 13043 | Toyota Motor Credit Corp | | 05/25/2023 | 11,180,000.00 | 11,272,458.60 | 11,142,435.20 | 4.550 | 4.635 | 1,114 | 09/20/2027 |
| 89236TLN3 | 13240 | Toyota Motor Credit Corp | | 01/22/2024 | 10,000,000.00 | 10,019,600.00 | 10,000,000.00 | 5.000 | 5.000 | 1,604 | 01/22/2029 |
| 89236TMF9 | 13316 | Toyota Motor Credit Corp | | 05/16/2024 | 7,000,000.00 | 7,211,470.00 | 6,985,020.00 | 5.050 | 5.099 | 1,718 | 05/16/2029 |
| 89236TMD4 | 13317 | Toyota Motor Credit Corp | | 05/16/2024 | 7,000,000.00 | 7,097,860.00 | 6,995,450.00 | 5.200 | 5.235 | 621 | 05/15/2026 |
| 89788JAA7 | 12635 | Truist Bank | | 01/31/2022 | 10,000,000.00 | 9,809,700.00 | 9,930,500.00 | 1.500 | 1.542 | 190 | 03/10/2025 |
| 882508BK9 | 12507 | Texas Instrument | | 09/15/2021 | 3,000,000.00 | 2,822,700.00 | 3,000,000.00 | 1.125 | 1.125 | 744 | 09/15/2026 |
| 882508BC7 | 13276 | Texas Instrument | | 02/28/2024 | 20,871,000.00 | 20,108,164.95 | 19,576,998.00 | 2.900 | 4.755 | 1,158 | 11/03/2027 |
| 91324PFF4 | 13341 | UnitedHealth Group | | 07/25/2024 | 5,000,000.00 | 5,050,150.00 | 4,991,600.00 | 4.750 | 4.841 | 682 | 07/15/2026 |
| 931142ER0 | 12512 | Walmart | | 09/17/2021 | 3,000,000.00 | 2,826,150.00 | 2,994,330.00 | 1.050 | 1.089 | 746 | 09/17/2026 |
| 931142EW9 | 12800 | Walmart | | 09/09/2022 | 7,000,000.00 | 6,965,000.00 | 6,995,100.00 | 3.900 | 3.925 | 373 | 09/09/2025 |
| 98459LAA1 | 12160 | Yale University | | 06/09/2020 | 3,000,000.00 | 2,927,880.00 | 3,000,000.00 | 0.873 | 0.873 | 226 | 04/15/2025 |
| Subtotal and Average | | | 1,174,139,403.33 | | 1,203,657,000.00 | 1,190,399,416.18 | 1,187,886,781.53 | | 3.832 | 911 | |
| Washington Supranational Obligation | | | | | | | | | | | |
| 45818WCS3 | 11932 | InterAmerican Development Bank | | 12/03/2019 | 10,000,000.00 | 9,925,700.00 | 9,991,000.00 | 1.700 | 1.719 | 75 | 11/15/2024 |
| 45818WCS3 | 11950 | InterAmerican Development Bank | | 12/16/2019 | 25,000,000.00 | 24,814,250.00 | 24,891,000.00 | 1.700 | 1.793 | 75 | 11/15/2024 |
| 45818WDA1 | 12412 | InterAmerican Development Bank | | 03/11/2021 | 18,000,000.00 | 17,132,220.00 | 17,952,714.00 | 0.800 | 0.854 | 549 | 03/04/2026 |
| 45818WEP7 | 13060 | InterAmerican Development Bank | | 06/15/2023 | 9,500,000.00 | 9,538,855.00 | 9,419,250.00 | 4.300 | 4.492 | 1,383 | 06/15/2028 |
| 45818WER3 | 13104 | InterAmerican Development Bank | | 08/04/2023 | 50,000,000.00 | 50,452,500.00 | 49,224,000.00 | 4.050 | 4.400 | 1,425 | 07/27/2028 |

**Alameda County Investment Pool
Portfolio Management
Portfolio Details - Investments
August 31, 2024**

| CUSIP | Investment # | Issuer | Average Balance | Purchase Date | Par Value | Market Value | Book Value | Stated Rate | YTM | Days to 365 Maturity | Maturity Date |
|--|--------------|--------------------------------|-----------------------|---------------|-----------------------|-----------------------|-----------------------|-------------|--------------|----------------------|---------------|
| Washington Supranational Obligation | | | | | | | | | | | |
| 4581X0EM6 | 13208 | InterAmerican Development Bank | | 12/12/2023 | 25,000,000.00 | 25,241,750.00 | 24,978,750.00 | 4.375 | 4.406 | 883 | 02/01/2027 |
| 45818WEW2 | 13242 | InterAmerican Development Bank | | 01/22/2024 | 22,765,000.00 | 22,944,388.20 | 22,647,171.55 | 4.010 | 4.126 | 1,593 | 01/11/2029 |
| 45818WEZ5 | 13248 | InterAmerican Development Bank | | 01/29/2024 | 15,000,000.00 | 15,187,800.00 | 14,985,906.30 | 4.125 | 4.146 | 1,611 | 01/29/2029 |
| 459058JL8 | 12277 | International Bank Recon & D | | 10/28/2020 | 15,000,000.00 | 14,359,050.00 | 14,983,050.00 | 0.500 | 0.523 | 422 | 10/28/2025 |
| 459058JE4 | 12358 | International Bank Recon & D | | 12/23/2020 | 10,000,000.00 | 9,641,800.00 | 9,984,000.00 | 0.375 | 0.410 | 330 | 07/28/2025 |
| 459058JS3 | 12390 | International Bank Recon & D | | 02/10/2021 | 15,000,000.00 | 14,243,100.00 | 15,000,000.00 | 0.650 | 0.650 | 527 | 02/10/2026 |
| 45905U5Y6 | 12400 | International Bank Recon & D | | 02/18/2021 | 9,500,000.00 | 9,027,375.00 | 9,492,875.00 | 0.600 | 0.615 | 535 | 02/18/2026 |
| 45905U5Y6 | 12401 | International Bank Recon & D | | 02/18/2021 | 10,000,000.00 | 9,502,500.00 | 10,000,000.00 | 0.600 | 0.600 | 535 | 02/18/2026 |
| 45906M2L4 | 12414 | International Bank Recon & D | | 03/12/2021 | 15,000,000.00 | 14,210,400.00 | 14,857,500.00 | 0.650 | 0.846 | 541 | 02/24/2026 |
| 45906M3K5 | 12815 | International Bank Recon & D | | 09/30/2022 | 15,000,000.00 | 14,927,850.00 | 15,000,000.00 | 4.500 | 4.500 | 1,124 | 09/30/2027 |
| 45906M4E8 | 13065 | International Bank Recon & D | | 06/26/2023 | 10,000,000.00 | 10,010,800.00 | 10,000,000.00 | 4.500 | 4.500 | 1,394 | 06/26/2028 |
| 45906M4E8 | 13096 | International Bank Recon & D | | 07/28/2023 | 25,000,000.00 | 25,027,000.00 | 24,723,803.75 | 4.500 | 4.754 | 1,394 | 06/26/2028 |
| 45906M4E8 | 13109 | International Bank Recon & D | | 08/17/2023 | 25,000,000.00 | 25,027,000.00 | 24,655,781.75 | 4.500 | 4.820 | 1,394 | 06/26/2028 |
| 459058KW2 | 13133 | International Bank Recon & D | | 09/26/2023 | 20,000,000.00 | 20,592,800.00 | 19,995,000.00 | 4.625 | 4.624 | 1,430 | 08/01/2028 |
| 459058KT9 | 13172 | International Bank Recon & D | | 11/08/2023 | 30,000,000.00 | 29,677,500.00 | 28,516,800.00 | 3.500 | 4.688 | 1,410 | 07/12/2028 |
| 459058JN4 | 13183 | International Bank Recon & D | | 11/14/2023 | 20,000,000.00 | 18,141,600.00 | 17,050,000.00 | 0.750 | 4.823 | 1,179 | 11/24/2027 |
| 459058JZ7 | 13184 | International Bank Recon & D | | 11/14/2023 | 25,000,000.00 | 22,519,250.00 | 21,069,750.00 | 1.125 | 4.811 | 1,473 | 09/13/2028 |
| 45905U5Z3 | 13196 | International Bank Recon & D | | 11/24/2023 | 5,000,000.00 | 4,814,150.00 | 4,650,850.00 | 2.250 | 4.827 | 792 | 11/02/2026 |
| 459058KT9 | 13210 | International Bank Recon & D | | 12/12/2023 | 50,000,000.00 | 49,462,500.00 | 48,149,137.00 | 3.500 | 4.400 | 1,410 | 07/12/2028 |
| 45906M4N8 | 13228 | International Bank Recon & D | | 12/21/2023 | 50,000,000.00 | 49,603,000.00 | 50,000,000.00 | 4.430 | 4.430 | 1,404 | 07/06/2028 |
| 45906M4P3 | 13235 | International Bank Recon & D | | 01/19/2024 | 15,000,000.00 | 15,616,500.00 | 14,992,500.00 | 4.875 | 4.886 | 1,594 | 01/12/2029 |
| 45906M4R9 | 13246 | International Bank Recon & D | | 01/26/2024 | 25,000,000.00 | 25,307,125.00 | 25,000,000.00 | 4.650 | 4.650 | 1,608 | 01/26/2029 |
| 45906M4X6 | 13264 | International Bank Recon & D | | 02/16/2024 | 50,000,000.00 | 49,828,250.00 | 50,000,000.00 | 4.650 | 4.650 | 1,629 | 02/16/2029 |
| 45906M4Y4 | 13266 | International Bank Recon & D | | 02/22/2024 | 50,000,000.00 | 50,070,050.00 | 50,000,000.00 | 4.910 | 4.910 | 1,634 | 02/21/2029 |
| 45906M5H0 | 13306 | International Bank Recon & D | | 04/24/2024 | 20,000,000.00 | 20,257,000.00 | 20,000,000.00 | 5.170 | 5.173 | 1,696 | 04/24/2029 |
| 45950VNP7 | 11974 | IFCDN | | 01/17/2020 | 25,000,000.00 | 24,673,250.00 | 24,953,750.00 | 1.680 | 1.719 | 131 | 01/10/2025 |
| 45950VPX8 | 12446 | IFCDN | | 05/14/2021 | 10,000,000.00 | 9,474,200.00 | 10,000,000.00 | 0.860 | 0.860 | 620 | 05/14/2026 |
| 45950KDD9 | 13081 | IFCDN | | 07/13/2023 | 20,000,000.00 | 20,513,600.00 | 19,977,800.00 | 4.500 | 4.525 | 1,411 | 07/13/2028 |
| 45950VSP2 | 13207 | IFCDN | | 12/12/2023 | 50,000,000.00 | 52,252,500.00 | 50,000,000.00 | 5.100 | 5.100 | 1,380 | 06/12/2028 |
| 45950VSX5 | 13265 | IFCDN | | 02/21/2024 | 50,000,000.00 | 50,552,500.00 | 50,000,000.00 | 4.910 | 4.910 | 1,634 | 02/21/2029 |
| 45950VTD8 | 13296 | IFCDN | | 04/11/2024 | 50,000,000.00 | 51,252,000.00 | 50,000,000.00 | 4.640 | 4.640 | 1,683 | 04/11/2029 |
| 45950VTE6 | 13297 | IFCDN | | 04/12/2024 | 50,000,000.00 | 50,606,500.00 | 50,000,000.00 | 4.890 | 4.890 | 1,684 | 04/12/2029 |
| 45950VTJ5 | 13305 | IFCDN | | 04/23/2024 | 50,000,000.00 | 50,948,500.00 | 50,000,000.00 | 5.160 | 5.231 | 1,513 | 10/23/2028 |
| Subtotal and Average | | | 977,142,389.35 | | 989,765,000.00 | 987,377,113.20 | 977,142,389.35 | | 4.107 | 1,298 | |

**Alameda County Investment Pool
Portfolio Management
Portfolio Details - Investments
August 31, 2024**

| CUSIP | Investment # | Issuer | Average Balance | Purchase Date | Par Value | Market Value | Book Value | Stated Rate | YTM | Days to 365 Maturity | Maturity Date |
|---------------------------------|--------------|--------------------------|-----------------|---------------|---------------|---------------|---------------|-------------|-------|----------------------|---------------|
| Agency Bullets (Aaa/AA+) | | | | | | | | | | | |
| 31422BQK9 | 11955 | Farmer Mac | | 12/20/2019 | 25,000,000.00 | 24,957,750.00 | 24,988,750.00 | 1.690 | 1.700 | 19 | 09/20/2024 |
| 31422XE40 | 12785 | Farmer Mac | | 08/19/2022 | 15,000,000.00 | 14,909,250.00 | 15,000,000.00 | 4.000 | 4.000 | 176 | 02/24/2025 |
| 31422X3F7 | 13047 | Farmer Mac | | 06/01/2023 | 15,000,000.00 | 15,011,100.00 | 14,913,900.00 | 4.125 | 4.331 | 638 | 06/01/2026 |
| 31422X4P4 | 13074 | Farmer Mac | | 07/03/2023 | 10,000,000.00 | 10,127,500.00 | 10,000,000.00 | 4.380 | 4.380 | 1,034 | 07/02/2027 |
| 31422X4S8 | 13075 | Farmer Mac | | 07/03/2023 | 15,000,000.00 | 15,053,400.00 | 15,000,000.00 | 5.000 | 5.000 | 302 | 06/30/2025 |
| 31422X5V0 | 13107 | Farmer Mac | | 08/07/2023 | 15,000,000.00 | 15,330,150.00 | 15,000,000.00 | 4.430 | 4.430 | 1,436 | 08/07/2028 |
| 31422X6X5 | 13121 | Farmer Mac | | 09/08/2023 | 25,000,000.00 | 25,234,250.00 | 25,000,000.00 | 5.100 | 5.100 | 1,468 | 09/08/2028 |
| 31424WAE2 | 13144 | Farmer Mac | | 09/29/2023 | 15,000,000.00 | 15,223,650.00 | 14,979,900.00 | 5.020 | 5.073 | 701 | 08/03/2026 |
| 31424WAZ5 | 13159 | Farmer Mac | | 10/20/2023 | 25,000,000.00 | 26,130,000.00 | 25,000,000.00 | 5.000 | 5.000 | 1,510 | 10/20/2028 |
| 31424WDD1 | 13206 | Farmer Mac | | 12/11/2023 | 20,000,000.00 | 19,966,000.00 | 20,000,000.00 | 4.650 | 4.651 | 1,471 | 09/11/2028 |
| 31424WDG4 | 13219 | Farmer Mac | | 12/15/2023 | 25,000,000.00 | 25,109,000.00 | 25,000,000.00 | 4.800 | 4.800 | 1,566 | 12/15/2028 |
| 31424WDN9 | 13231 | Farmer Mac | | 12/22/2023 | 50,000,000.00 | 49,512,000.00 | 50,000,000.00 | 4.300 | 4.301 | 1,482 | 09/22/2028 |
| 31424WDZ2 | 13233 | Farmer Mac | | 12/29/2023 | 25,000,000.00 | 24,915,750.00 | 25,000,000.00 | 4.350 | 4.350 | 1,397 | 06/29/2028 |
| 31424WFA5 | 13239 | Farmer Mac | | 01/22/2024 | 25,000,000.00 | 24,906,000.00 | 25,000,000.00 | 4.600 | 4.600 | 1,604 | 01/22/2029 |
| 31424WFB3 | 13245 | Farmer Mac | | 01/26/2024 | 25,000,000.00 | 25,037,000.00 | 25,000,000.00 | 4.550 | 4.550 | 1,789 | 07/26/2029 |
| 31424WJN3 | 13322 | Farmer Mac | | 05/28/2024 | 25,000,000.00 | 25,135,500.00 | 25,000,000.00 | 5.000 | 5.001 | 2,133 | 07/05/2030 |
| 31424WKM3 | 13333 | Farmer Mac | | 06/28/2024 | 20,000,000.00 | 19,912,600.00 | 20,000,000.00 | 4.670 | 4.670 | 2,119 | 06/21/2030 |
| 3133ELZM9 | 12140 | Federal Farm Credit Bank | | 05/15/2020 | 25,000,000.00 | 24,286,500.00 | 24,953,225.00 | 0.500 | 0.538 | 255 | 05/14/2025 |
| 3133ENKS8 | 12627 | Federal Farm Credit Bank | | 01/11/2022 | 7,500,000.00 | 7,399,275.00 | 7,483,125.00 | 1.125 | 1.202 | 127 | 01/06/2025 |
| 3133ENZ37 | 12845 | Federal Farm Credit Bank | | 11/10/2022 | 18,500,000.00 | 18,485,015.00 | 18,497,040.00 | 4.875 | 4.886 | 131 | 01/10/2025 |
| 3133EPCX1 | 12961 | Federal Farm Credit Bank | | 03/10/2023 | 10,000,000.00 | 10,187,200.00 | 9,991,900.00 | 4.375 | 4.393 | 1,286 | 03/10/2028 |
| 3133EPGS8 | 13009 | Federal Farm Credit Bank | | 04/24/2023 | 15,000,000.00 | 14,965,950.00 | 14,998,650.00 | 4.250 | 4.257 | 326 | 07/24/2025 |
| 3133EPJX4 | 13035 | Federal Farm Credit Bank | | 05/17/2023 | 10,000,000.00 | 9,923,300.00 | 9,938,639.90 | 3.625 | 1.215 | 534 | 02/17/2026 |
| 3133EPKA2 | 13037 | Federal Farm Credit Bank | | 05/18/2023 | 15,000,000.00 | 14,928,000.00 | 14,992,695.00 | 4.000 | 4.025 | 351 | 08/18/2025 |
| 3133EPLC7 | 13045 | Federal Farm Credit Bank | | 05/26/2023 | 10,000,000.00 | 9,991,600.00 | 9,990,800.00 | 4.125 | 4.163 | 543 | 02/26/2026 |
| 3133EPLD5 | 13046 | Federal Farm Credit Bank | | 05/30/2023 | 10,000,000.00 | 10,029,600.00 | 9,982,500.00 | 3.875 | 3.914 | 1,367 | 05/30/2028 |
| 3133EPME2 | 13050 | Federal Farm Credit Bank | | 06/08/2023 | 15,000,000.00 | 15,044,400.00 | 14,966,850.00 | 3.875 | 3.924 | 1,376 | 06/08/2028 |
| 3133EPMV4 | 13058 | Federal Farm Credit Bank | | 06/15/2023 | 10,000,000.00 | 10,070,900.00 | 9,992,100.00 | 4.125 | 4.147 | 1,017 | 06/15/2027 |
| 3133EPNG6 | 13063 | Federal Farm Credit Bank | | 06/23/2023 | 25,000,000.00 | 25,188,750.00 | 24,986,750.00 | 4.375 | 4.394 | 660 | 06/23/2026 |
| 3133EPPE9 | 13077 | Federal Farm Credit Bank | | 07/06/2023 | 15,000,000.00 | 15,089,550.00 | 14,978,310.90 | 4.375 | 4.427 | 673 | 07/06/2026 |
| 3133EPQC2 | 13087 | Federal Farm Credit Bank | | 07/26/2023 | 16,985,000.00 | 17,163,512.35 | 16,949,798.08 | 4.625 | 4.700 | 684 | 07/17/2026 |
| 3133EPRS6 | 13093 | Federal Farm Credit Bank | | 07/28/2023 | 20,000,000.00 | 20,078,600.00 | 19,952,975.40 | 4.875 | 5.000 | 330 | 07/28/2025 |
| 3133EPWK7 | 13131 | Federal Farm Credit Bank | | 09/22/2023 | 25,000,000.00 | 25,650,250.00 | 24,853,107.52 | 4.500 | 4.633 | 1,482 | 09/22/2028 |
| 3133EPYK5 | 13150 | Federal Farm Credit Bank | | 10/10/2023 | 10,000,000.00 | 10,087,400.00 | 10,000,000.00 | 5.125 | 5.125 | 404 | 10/10/2025 |
| 3133EPYK5 | 13151 | Federal Farm Credit Bank | | 10/10/2023 | 20,000,000.00 | 20,174,800.00 | 20,000,000.00 | 5.125 | 5.125 | 404 | 10/10/2025 |
| 3133EPX91 | 13244 | Federal Farm Credit Bank | | 01/25/2024 | 25,000,000.00 | 25,154,000.00 | 24,970,350.00 | 4.125 | 4.167 | 876 | 01/25/2027 |

**Alameda County Investment Pool
Portfolio Management
Portfolio Details - Investments
August 31, 2024**

| CUSIP | Investment # | Issuer | Average Balance | Purchase Date | Par Value | Market Value | Book Value | Stated Rate | YTM | Days to 365 Maturity | Maturity Date |
|---------------------------------|--------------|----------------------------|-----------------|---------------|---------------|---------------|---------------|-------------|-------|----------------------|---------------|
| Agency Bullets (Aaa/AA+) | | | | | | | | | | | |
| 3133EP2T1 | 13258 | Federal Farm Credit Bank | | 02/12/2024 | 20,000,000.00 | 20,124,600.00 | 19,952,600.00 | 4.125 | 4.210 | 894 | 02/12/2027 |
| 3133ELV92 | 13262 | Federal Farm Credit Bank | | 02/12/2024 | 10,000,000.00 | 9,160,600.00 | 8,901,400.00 | 0.770 | 4.237 | 1,052 | 07/20/2027 |
| 3130AK5E2 | 12220 | Federal Home Loan Bank | | 09/11/2020 | 2,000,000.00 | 1,924,220.00 | 1,994,000.00 | 0.375 | 0.436 | 368 | 09/04/2025 |
| 3130AQF40 | 12599 | Federal Home Loan Bank | | 12/22/2021 | 25,000,000.00 | 24,696,500.00 | 24,977,982.55 | 1.000 | 1.030 | 110 | 12/20/2024 |
| 3130AQF65 | 12600 | Federal Home Loan Bank | | 12/22/2021 | 25,000,000.00 | 23,563,250.00 | 24,925,261.74 | 1.250 | 1.311 | 841 | 12/21/2026 |
| 3130ATT31 | 12829 | Federal Home Loan Bank | | 10/28/2022 | 15,000,000.00 | 14,988,900.00 | 14,983,650.00 | 4.500 | 4.561 | 32 | 10/03/2024 |
| 3130ATVD6 | 12949 | Federal Home Loan Bank | | 02/28/2023 | 5,000,000.00 | 4,999,000.00 | 4,982,000.00 | 4.875 | 5.120 | 12 | 09/13/2024 |
| 3130AV7L0 | 12953 | Federal Home Loan Bank | | 03/03/2023 | 19,000,000.00 | 19,011,210.00 | 18,974,920.00 | 5.000 | 5.071 | 180 | 02/28/2025 |
| 3130AV7L0 | 12954 | Federal Home Loan Bank | | 03/03/2023 | 25,000,000.00 | 25,014,750.00 | 24,967,000.00 | 5.000 | 5.071 | 180 | 02/28/2025 |
| 3130AWER7 | 13054 | Federal Home Loan Bank | | 06/12/2023 | 9,000,000.00 | 9,003,510.00 | 8,992,530.00 | 4.625 | 4.670 | 278 | 06/06/2025 |
| 3130AWER7 | 13055 | Federal Home Loan Bank | | 06/12/2023 | 17,000,000.00 | 17,006,630.00 | 16,985,890.00 | 4.625 | 4.670 | 278 | 06/06/2025 |
| 3130AWC24 | 13064 | Federal Home Loan Bank | | 06/23/2023 | 15,000,000.00 | 15,125,400.00 | 14,959,800.00 | 4.000 | 4.059 | 1,377 | 06/09/2028 |
| 3130AWC24 | 13068 | Federal Home Loan Bank | | 06/28/2023 | 9,025,000.00 | 9,100,449.00 | 8,981,409.25 | 4.000 | 4.108 | 1,377 | 06/09/2028 |
| 3130AWN63 | 13082 | Federal Home Loan Bank | | 07/14/2023 | 10,000,000.00 | 10,072,500.00 | 9,973,400.00 | 4.000 | 4.060 | 1,398 | 06/30/2028 |
| 3130AWN63 | 13083 | Federal Home Loan Bank | | 07/14/2023 | 20,000,000.00 | 20,145,000.00 | 19,946,800.00 | 4.000 | 4.060 | 1,398 | 06/30/2028 |
| 3130AWTQ3 | 13142 | Federal Home Loan Bank | | 09/28/2023 | 16,600,000.00 | 16,843,356.00 | 16,427,526.00 | 4.625 | 5.003 | 740 | 09/11/2026 |
| 3130AXU63 | 13189 | Federal Home Loan Bank | | 11/17/2023 | 20,000,000.00 | 20,272,000.00 | 19,964,600.00 | 4.625 | 4.689 | 807 | 11/17/2026 |
| 3130AXU63 | 13190 | Federal Home Loan Bank | | 11/17/2023 | 30,000,000.00 | 30,408,000.00 | 29,907,883.47 | 4.625 | 4.736 | 807 | 11/17/2026 |
| 3130AY6M3 | 13220 | Federal Home Loan Bank | | 12/18/2023 | 25,000,000.00 | 24,997,000.00 | 24,989,000.00 | 5.000 | 5.071 | 17 | 09/18/2024 |
| 3130AYPN0 | 13250 | Federal Home Loan Bank | | 01/29/2024 | 25,000,000.00 | 25,139,750.00 | 24,943,750.00 | 4.125 | 4.207 | 866 | 01/15/2027 |
| 3130AYPN0 | 13251 | Federal Home Loan Bank | | 01/29/2024 | 50,000,000.00 | 50,279,500.00 | 49,887,500.00 | 4.125 | 4.207 | 866 | 01/15/2027 |
| 3137EAEP0 | 12014 | Federal Home Loan Mtg Corp | | 02/14/2020 | 15,000,000.00 | 14,777,400.00 | 14,988,450.00 | 1.500 | 1.516 | 164 | 02/12/2025 |
| 3137EAEP0 | 12015 | Federal Home Loan Mtg Corp | | 02/14/2020 | 10,000,000.00 | 9,851,600.00 | 9,992,300.00 | 1.500 | 1.516 | 164 | 02/12/2025 |
| 3137EAEU9 | 12195 | Federal Home Loan Mtg Corp | | 07/23/2020 | 10,000,000.00 | 9,652,200.00 | 9,950,200.00 | 0.375 | 0.727 | 323 | 07/21/2025 |
| 3137EAEX3 | 12405 | Federal Home Loan Mtg Corp | | 02/26/2021 | 15,000,000.00 | 14,385,600.00 | 14,747,400.00 | 0.375 | 0.750 | 387 | 09/23/2025 |
| 3137EAEX3 | 13004 | Federal Home Loan Mtg Corp | | 04/21/2023 | 25,000,000.00 | 23,976,000.00 | 22,833,314.75 | 0.375 | 4.174 | 387 | 09/23/2025 |
| 3134GW5P7 | 13036 | Federal Home Loan Mtg Corp | | 05/17/2023 | 34,018,000.00 | 32,682,113.14 | 31,171,163.53 | 0.600 | 4.240 | 421 | 10/27/2025 |
| 3135G0W66 | 11872 | Federal National Mtg Assn | | 10/18/2019 | 20,000,000.00 | 19,914,400.00 | 19,965,800.00 | 1.625 | 1.661 | 44 | 10/15/2024 |
| 3135G0W66 | 11875 | Federal National Mtg Assn | | 10/18/2019 | 25,000,000.00 | 24,893,000.00 | 24,957,250.00 | 1.625 | 1.661 | 44 | 10/15/2024 |
| 3135G0W66 | 11876 | Federal National Mtg Assn | | 10/18/2019 | 25,000,000.00 | 24,893,000.00 | 24,957,250.00 | 1.625 | 1.661 | 44 | 10/15/2024 |
| 3135G0W66 | 11918 | Federal National Mtg Assn | | 11/22/2019 | 25,000,000.00 | 24,893,000.00 | 24,939,515.00 | 1.625 | 1.677 | 44 | 10/15/2024 |
| 3135G0X24 | 11969 | Federal National Mtg Assn | | 01/10/2020 | 20,000,000.00 | 19,767,200.00 | 19,936,200.00 | 1.625 | 1.692 | 128 | 01/07/2025 |
| 3135G0X24 | 11970 | Federal National Mtg Assn | | 01/10/2020 | 20,000,000.00 | 19,767,200.00 | 19,936,200.00 | 1.625 | 1.692 | 128 | 01/07/2025 |
| 3135G04Z3 | 12171 | Federal National Mtg Assn | | 06/19/2020 | 20,000,000.00 | 19,377,400.00 | 19,958,600.00 | 0.500 | 0.542 | 289 | 06/17/2025 |
| 3135G04Z3 | 12172 | Federal National Mtg Assn | | 06/19/2020 | 15,000,000.00 | 14,533,050.00 | 14,968,950.00 | 0.500 | 0.542 | 289 | 06/17/2025 |
| 3135G06G3 | 12299 | Federal National Mtg Assn | | 11/12/2020 | 18,000,000.00 | 17,225,820.00 | 17,935,560.00 | 0.500 | 0.573 | 432 | 11/07/2025 |

**Alameda County Investment Pool
Portfolio Management
Portfolio Details - Investments
August 31, 2024**

| CUSIP | Investment # | Issuer | Average Balance | Purchase Date | Par Value | Market Value | Book Value | Stated Rate | YTM | Days to Maturity | Maturity Date |
|-----------------------------------|--------------|--------------------------|-------------------------|---------------|-------------------------|-------------------------|-------------------------|-------------|--------------|------------------|---------------|
| Subtotal and Average | | | 1,426,255,067.94 | | 1,367,628,000.00 | 1,362,834,610.49 | 1,359,218,423.09 | | 3.680 | 749 | |
| Treasury Notes and Bonds | | | | | | | | | | | |
| 91282CBQ3 | 12409 | U.S. Treasury | | 03/01/2021 | 25,000,000.00 | 23,705,000.00 | 24,630,859.38 | 0.500 | 0.802 | 545 | 02/28/2026 |
| 91282CCZ2 | 12520 | U.S. Treasury | | 09/30/2021 | 50,000,000.00 | 47,015,500.00 | 49,666,015.64 | 0.875 | 1.012 | 759 | 09/30/2026 |
| 91282CAT8 | 12522 | U.S. Treasury | | 09/30/2021 | 50,000,000.00 | 47,740,500.00 | 48,865,234.39 | 0.250 | 0.816 | 425 | 10/31/2025 |
| 91282CDB4 | 12537 | U.S. Treasury | | 10/27/2021 | 50,000,000.00 | 49,732,000.00 | 49,742,187.50 | 0.625 | 0.801 | 44 | 10/15/2024 |
| 91282CDB4 | 12597 | U.S. Treasury | | 12/21/2021 | 50,000,000.00 | 49,732,000.00 | 49,626,953.15 | 0.625 | 0.894 | 44 | 10/15/2024 |
| Subtotal and Average | | | 267,115,675.49 | | 225,000,000.00 | 217,925,000.00 | 222,531,250.06 | | 0.872 | 343 | |
| Agency Callables (Aaa/AA+) | | | | | | | | | | | |
| 31422XXL1 | 12698 | Farmer Mac | | 04/28/2022 | 25,000,000.00 | 24,633,750.00 | 25,000,000.00 | 3.050 | 3.051 | 330 | 07/28/2025 |
| 31422XXG2 | 12700 | Farmer Mac | | 04/26/2022 | 15,000,000.00 | 14,561,550.00 | 15,000,000.00 | 3.100 | 3.100 | 967 | 04/26/2027 |
| 31422XN40 | 12837 | Farmer Mac | | 11/01/2022 | 15,000,000.00 | 14,984,550.00 | 15,000,000.00 | 5.050 | 5.050 | 1,156 | 11/01/2027 |
| 31422XN40 | 12838 | Farmer Mac | | 11/01/2022 | 15,000,000.00 | 14,984,550.00 | 15,000,000.00 | 5.050 | 5.050 | 1,156 | 11/01/2027 |
| 31422XQ62 | 12855 | Farmer Mac | | 11/22/2022 | 20,000,000.00 | 19,971,000.00 | 20,000,000.00 | 5.300 | 5.300 | 628 | 05/22/2026 |
| 31422X3A8 | 13038 | Farmer Mac | | 05/19/2023 | 25,000,000.00 | 24,781,750.00 | 25,000,000.00 | 4.250 | 4.250 | 1,356 | 05/19/2028 |
| 31422X4B5 | 13061 | Farmer Mac | | 06/16/2023 | 15,000,000.00 | 14,982,900.00 | 15,000,000.00 | 4.850 | 4.850 | 1,384 | 06/16/2028 |
| 31422X5E8 | 13091 | Farmer Mac | | 07/28/2023 | 15,000,000.00 | 15,030,300.00 | 15,000,000.00 | 5.000 | 5.001 | 1,398 | 06/30/2028 |
| 31422X6C1 | 13110 | Farmer Mac | | 08/18/2023 | 25,000,000.00 | 25,034,325.00 | 25,000,000.00 | 5.150 | 5.150 | 1,447 | 08/18/2028 |
| 31422X6P2 | 13120 | Farmer Mac | | 09/05/2023 | 15,000,000.00 | 15,002,550.00 | 15,000,000.00 | 5.250 | 5.252 | 1,373 | 06/05/2028 |
| 31424WAQ5 | 13152 | Farmer Mac | | 10/12/2023 | 20,000,000.00 | 20,039,700.00 | 20,000,000.00 | 5.600 | 5.604 | 1,487 | 09/27/2028 |
| 31424WAL6 | 13158 | Farmer Mac | | 10/18/2023 | 19,300,000.00 | 19,299,807.00 | 19,252,715.00 | 5.720 | 5.810 | 775 | 10/16/2026 |
| 31424WBX9 | 13180 | Farmer Mac | | 11/13/2023 | 20,000,000.00 | 20,047,400.00 | 20,000,000.00 | 5.200 | 5.200 | 1,534 | 11/13/2028 |
| 31424WDC3 | 13209 | Farmer Mac | | 12/12/2023 | 50,000,000.00 | 50,207,500.00 | 50,000,000.00 | 4.700 | 4.700 | 1,380 | 06/12/2028 |
| 31424WDF6 | 13225 | Farmer Mac | | 12/20/2023 | 25,000,000.00 | 25,013,250.00 | 25,000,000.00 | 5.125 | 5.125 | 1,571 | 12/20/2028 |
| 31424WHF2 | 13303 | Farmer Mac | | 04/18/2024 | 50,000,000.00 | 50,294,000.00 | 50,000,000.00 | 5.125 | 5.127 | 1,751 | 06/18/2029 |
| 31424WJE3 | 13315 | Farmer Mac | | 05/14/2024 | 25,000,000.00 | 25,144,250.00 | 25,000,000.00 | 5.140 | 5.140 | 1,900 | 11/14/2029 |
| 31424WLS9 | 13338 | Farmer Mac | | 07/24/2024 | 25,000,000.00 | 25,122,250.00 | 25,000,000.00 | 4.500 | 4.500 | 2,336 | 01/24/2031 |
| 3133EMYD8 | 12441 | Federal Farm Credit Bank | | 05/06/2021 | 15,000,000.00 | 14,446,050.00 | 15,000,000.00 | 0.850 | 0.850 | 428 | 11/03/2025 |
| 3133EMZS4 | 12447 | Federal Farm Credit Bank | | 05/18/2021 | 10,000,000.00 | 9,477,200.00 | 10,000,000.00 | 0.900 | 0.900 | 624 | 05/18/2026 |
| 3133ENEJ5 | 12564 | Federal Farm Credit Bank | | 11/18/2021 | 25,000,000.00 | 24,770,750.00 | 24,971,250.00 | 0.875 | 0.914 | 78 | 11/18/2024 |
| 3133ENHW3 | 12603 | Federal Farm Credit Bank | | 12/23/2021 | 25,000,000.00 | 24,314,500.00 | 25,000,000.00 | 1.170 | 1.170 | 295 | 06/23/2025 |
| 3133ENPG9 | 12642 | Federal Farm Credit Bank | | 02/15/2022 | 15,000,000.00 | 14,791,800.00 | 14,959,950.00 | 1.750 | 1.842 | 166 | 02/14/2025 |
| 3133EMYD8 | 12987 | Federal Farm Credit Bank | | 04/14/2023 | 6,260,000.00 | 6,028,818.20 | 5,758,448.80 | 0.850 | 4.192 | 428 | 11/03/2025 |
| 3133EMQ62 | 13294 | Federal Farm Credit Bank | | 04/08/2024 | 25,000,000.00 | 23,620,250.00 | 23,004,000.00 | 0.990 | 4.751 | 680 | 07/13/2026 |
| 3133ENYM6 | 13312 | Federal Farm Credit Bank | | 04/30/2024 | 17,625,000.00 | 17,377,721.25 | 16,854,787.50 | 3.780 | 4.969 | 1,376 | 06/08/2028 |

**Alameda County Investment Pool
Portfolio Management
Portfolio Details - Investments
August 31, 2024**

| CUSIP | Investment # | Issuer | Average Balance | Purchase Date | Par Value | Market Value | Book Value | Stated Rate | YTM 365 | Days to Maturity | Maturity Date |
|-----------------------------------|--------------|--------------------------|-----------------|---------------|---------------|---------------|---------------|-------------|---------|------------------|---------------|
| Agency Callables (Aaa/AA+) | | | | | | | | | | | |
| 3133EM5P3 | 13318 | Federal Farm Credit Bank | | 05/17/2024 | 25,000,000.00 | 22,489,500.00 | 21,847,362.33 | 1.300 | 4.589 | 1,480 | 09/20/2028 |
| 3130AKN85 | 12367 | Federal Home Loan Bank | | 01/20/2021 | 20,000,000.00 | 19,020,000.00 | 19,974,000.00 | 0.550 | 0.576 | 506 | 01/20/2026 |
| 3130AKVY9 | 12373 | Federal Home Loan Bank | | 01/29/2021 | 10,000,000.00 | 9,497,000.00 | 10,000,000.00 | 0.520 | 0.520 | 515 | 01/29/2026 |
| 3130AKVN3 | 12374 | Federal Home Loan Bank | | 01/29/2021 | 5,000,000.00 | 4,748,500.00 | 5,000,000.00 | 0.520 | 0.520 | 515 | 01/29/2026 |
| 3130AKUS3 | 12377 | Federal Home Loan Bank | | 01/29/2021 | 15,450,000.00 | 14,670,238.50 | 15,442,275.00 | 0.500 | 0.510 | 514 | 01/28/2026 |
| 3130AKMD5 | 12378 | Federal Home Loan Bank | | 01/29/2021 | 4,980,000.00 | 4,729,755.00 | 4,976,324.76 | 0.500 | 0.515 | 512 | 01/26/2026 |
| 3130AKXB7 | 12391 | Federal Home Loan Bank | | 02/11/2021 | 10,000,000.00 | 9,493,900.00 | 10,000,000.00 | 0.580 | 0.580 | 528 | 02/11/2026 |
| 3130AKXB7 | 12392 | Federal Home Loan Bank | | 02/11/2021 | 20,000,000.00 | 18,987,800.00 | 20,000,000.00 | 0.580 | 0.580 | 528 | 02/11/2026 |
| 3130AKWA0 | 12393 | Federal Home Loan Bank | | 02/12/2021 | 13,000,000.00 | 12,330,760.00 | 12,979,200.00 | 0.520 | 0.552 | 529 | 02/12/2026 |
| 3130AKXQ4 | 12394 | Federal Home Loan Bank | | 02/12/2021 | 15,000,000.00 | 14,242,200.00 | 15,000,000.00 | 0.600 | 0.600 | 529 | 02/12/2026 |
| 3130AKVR4 | 12395 | Federal Home Loan Bank | | 02/12/2021 | 20,000,000.00 | 18,978,800.00 | 20,000,000.00 | 0.550 | 0.550 | 529 | 02/12/2026 |
| 3130AL3S1 | 12397 | Federal Home Loan Bank | | 02/17/2021 | 10,000,000.00 | 9,494,600.00 | 10,000,000.00 | 0.625 | 0.625 | 534 | 02/17/2026 |
| 3130ALEM2 | 12403 | Federal Home Loan Bank | | 02/25/2021 | 15,000,000.00 | 14,265,900.00 | 15,000,000.00 | 0.790 | 0.790 | 542 | 02/25/2026 |
| 3130AKZ25 | 12406 | Federal Home Loan Bank | | 02/26/2021 | 10,000,000.00 | 9,489,700.00 | 10,000,000.00 | 0.650 | 0.650 | 543 | 02/26/2026 |
| 3130ALGJ7 | 12419 | Federal Home Loan Bank | | 03/23/2021 | 20,000,000.00 | 19,039,800.00 | 20,000,000.00 | 1.000 | 1.000 | 568 | 03/23/2026 |
| 3130ALGJ7 | 12420 | Federal Home Loan Bank | | 03/23/2021 | 9,250,000.00 | 8,805,907.50 | 9,250,000.00 | 1.000 | 1.000 | 568 | 03/23/2026 |
| 3130ALVS0 | 12436 | Federal Home Loan Bank | | 04/27/2021 | 15,000,000.00 | 14,723,850.00 | 15,000,000.00 | 0.620 | 0.620 | 148 | 01/27/2025 |
| 3130AMAG7 | 12437 | Federal Home Loan Bank | | 04/29/2021 | 10,000,000.00 | 9,497,800.00 | 10,000,000.00 | 1.050 | 1.050 | 605 | 04/29/2026 |
| 3130AMUP5 | 12466 | Federal Home Loan Bank | | 06/23/2021 | 15,000,000.00 | 14,787,900.00 | 15,000,000.00 | 0.500 | 0.500 | 113 | 12/23/2024 |
| 3130AMU75 | 12476 | Federal Home Loan Bank | | 06/30/2021 | 10,000,000.00 | 9,459,000.00 | 10,000,000.00 | 1.000 | 1.000 | 663 | 06/26/2026 |
| 3130ANSC5 | 12494 | Federal Home Loan Bank | | 08/30/2021 | 15,000,000.00 | 14,116,500.00 | 15,000,000.00 | 1.000 | 1.000 | 724 | 08/26/2026 |
| 3130ANWK2 | 12495 | Federal Home Loan Bank | | 08/30/2021 | 25,000,000.00 | 24,490,750.00 | 25,000,000.00 | 0.650 | 0.650 | 178 | 02/26/2025 |
| 3130ANWJ5 | 12497 | Federal Home Loan Bank | | 08/30/2021 | 25,000,000.00 | 24,235,250.00 | 25,000,000.00 | 0.720 | 0.720 | 282 | 06/10/2025 |
| 3130ANU32 | 12516 | Federal Home Loan Bank | | 09/22/2021 | 10,000,000.00 | 9,418,100.00 | 9,995,000.00 | 1.000 | 1.010 | 751 | 09/22/2026 |
| 3130APDL6 | 12521 | Federal Home Loan Bank | | 09/30/2021 | 15,000,000.00 | 14,518,650.00 | 15,000,000.00 | 0.800 | 0.800 | 302 | 06/30/2025 |
| 3130APJ89 | 12538 | Federal Home Loan Bank | | 10/28/2021 | 10,000,000.00 | 9,931,300.00 | 10,000,000.00 | 0.700 | 0.700 | 57 | 10/28/2024 |
| 3130APLB9 | 12539 | Federal Home Loan Bank | | 10/28/2021 | 10,000,000.00 | 9,933,500.00 | 10,000,000.00 | 0.850 | 0.850 | 57 | 10/28/2024 |
| 3130APLB9 | 12540 | Federal Home Loan Bank | | 10/28/2021 | 10,000,000.00 | 9,933,500.00 | 10,000,000.00 | 0.850 | 0.850 | 57 | 10/28/2024 |
| 3130APRA5 | 12554 | Federal Home Loan Bank | | 11/15/2021 | 25,000,000.00 | 24,782,250.00 | 25,000,000.00 | 1.100 | 1.100 | 75 | 11/15/2024 |
| 3130APNH4 | 12561 | Federal Home Loan Bank | | 11/18/2021 | 10,000,000.00 | 9,633,300.00 | 10,000,000.00 | 1.200 | 1.200 | 443 | 11/18/2025 |
| 3130APQG3 | 12562 | Federal Home Loan Bank | | 11/18/2021 | 20,000,000.00 | 19,266,600.00 | 20,000,000.00 | 1.200 | 1.200 | 443 | 11/18/2025 |
| 3130APRE7 | 12563 | Federal Home Loan Bank | | 11/18/2021 | 25,000,000.00 | 24,516,750.00 | 25,000,000.00 | 1.010 | 1.010 | 170 | 02/18/2025 |
| 3130APBR5 | 12570 | Federal Home Loan Bank | | 11/19/2021 | 14,950,000.00 | 14,706,165.50 | 14,804,237.50 | 0.650 | 0.967 | 128 | 01/07/2025 |
| 3130APVJ1 | 12571 | Federal Home Loan Bank | | 11/23/2021 | 15,000,000.00 | 14,186,850.00 | 15,000,000.00 | 1.500 | 1.500 | 813 | 11/23/2026 |
| 3130APWM3 | 12581 | Federal Home Loan Bank | | 11/30/2021 | 10,000,000.00 | 9,911,200.00 | 10,000,000.00 | 1.050 | 1.050 | 85 | 11/25/2024 |
| 3130APWE1 | 12582 | Federal Home Loan Bank | | 11/30/2021 | 15,000,000.00 | 14,185,350.00 | 15,000,000.00 | 1.500 | 1.500 | 815 | 11/25/2026 |

**Alameda County Investment Pool
Portfolio Management
Portfolio Details - Investments
August 31, 2024**

| CUSIP | Investment # | Issuer | Average Balance | Purchase Date | Par Value | Market Value | Book Value | Stated Rate | YTM | Days to 365 Maturity | Maturity Date |
|-----------------------------------|--------------|------------------------|-----------------|---------------|---------------|---------------|---------------|-------------|-------|----------------------|---------------|
| Agency Callables (Aaa/AA+) | | | | | | | | | | | |
| 3130APWV3 | 12583 | Federal Home Loan Bank | | 11/30/2021 | 25,000,000.00 | 24,778,000.00 | 25,000,000.00 | 1.050 | 1.050 | 85 | 11/25/2024 |
| 3130APW43 | 12585 | Federal Home Loan Bank | | 12/02/2021 | 8,125,000.00 | 7,679,912.50 | 8,123,375.00 | 1.500 | 1.504 | 822 | 12/02/2026 |
| 3130APW84 | 12586 | Federal Home Loan Bank | | 12/03/2021 | 10,000,000.00 | 9,451,500.00 | 9,997,500.00 | 1.500 | 1.505 | 823 | 12/03/2026 |
| 3130APXL4 | 12589 | Federal Home Loan Bank | | 12/10/2021 | 25,000,000.00 | 24,738,750.00 | 24,993,750.00 | 1.100 | 1.108 | 100 | 12/10/2024 |
| 3130APXT7 | 12594 | Federal Home Loan Bank | | 12/17/2021 | 10,000,000.00 | 9,464,400.00 | 10,000,000.00 | 1.600 | 1.600 | 837 | 12/17/2026 |
| 3130AQ4D2 | 12602 | Federal Home Loan Bank | | 12/23/2021 | 7,650,000.00 | 7,558,429.50 | 7,650,000.00 | 1.250 | 1.250 | 114 | 12/24/2024 |
| 3130AQ2Z5 | 12607 | Federal Home Loan Bank | | 12/27/2021 | 25,000,000.00 | 23,980,000.00 | 25,000,000.00 | 1.500 | 1.500 | 572 | 03/27/2026 |
| 3130AQ7M9 | 12608 | Federal Home Loan Bank | | 12/27/2021 | 25,000,000.00 | 24,294,750.00 | 25,000,000.00 | 1.250 | 1.250 | 299 | 06/27/2025 |
| 3130AQFC2 | 12609 | Federal Home Loan Bank | | 12/27/2021 | 25,000,000.00 | 24,934,250.00 | 24,993,750.00 | 1.000 | 1.009 | 26 | 09/27/2024 |
| 3130AQA29 | 12611 | Federal Home Loan Bank | | 12/28/2021 | 15,000,000.00 | 14,701,500.00 | 15,000,000.00 | 1.230 | 1.230 | 208 | 03/28/2025 |
| 3130AQDQ3 | 12614 | Federal Home Loan Bank | | 12/30/2021 | 15,000,000.00 | 14,569,050.00 | 15,000,000.00 | 1.220 | 1.220 | 302 | 06/30/2025 |
| 3130AQ5S8 | 12615 | Federal Home Loan Bank | | 12/30/2021 | 25,000,000.00 | 24,287,750.00 | 25,000,000.00 | 1.250 | 1.250 | 302 | 06/30/2025 |
| 3130AQFD0 | 12616 | Federal Home Loan Bank | | 12/30/2021 | 25,000,000.00 | 24,670,250.00 | 25,000,000.00 | 1.060 | 1.060 | 120 | 12/30/2024 |
| 3130AQGY3 | 12617 | Federal Home Loan Bank | | 12/30/2021 | 25,000,000.00 | 24,921,750.00 | 25,000,000.00 | 1.030 | 1.030 | 29 | 09/30/2024 |
| 3130AQFW8 | 12618 | Federal Home Loan Bank | | 12/30/2021 | 25,000,000.00 | 24,921,000.00 | 25,000,000.00 | 1.000 | 1.000 | 29 | 09/30/2024 |
| 3130AQGT4 | 12631 | Federal Home Loan Bank | | 01/28/2022 | 15,000,000.00 | 14,796,300.00 | 14,857,500.00 | 1.100 | 1.429 | 134 | 01/13/2025 |
| 3130AQM83 | 12632 | Federal Home Loan Bank | | 01/28/2022 | 4,185,000.00 | 3,993,829.20 | 4,164,261.00 | 1.600 | 1.716 | 694 | 07/27/2026 |
| 3130AQUT8 | 12645 | Federal Home Loan Bank | | 02/17/2022 | 10,000,000.00 | 9,548,000.00 | 10,000,000.00 | 2.010 | 2.010 | 899 | 02/17/2027 |
| 3130AQVM2 | 12647 | Federal Home Loan Bank | | 02/25/2022 | 10,000,000.00 | 9,849,300.00 | 10,000,000.00 | 1.750 | 1.750 | 177 | 02/25/2025 |
| 3130AQUY7 | 12648 | Federal Home Loan Bank | | 02/25/2022 | 10,000,000.00 | 9,536,100.00 | 10,000,000.00 | 2.050 | 2.050 | 907 | 02/25/2027 |
| 3130AQT78 | 12652 | Federal Home Loan Bank | | 02/28/2022 | 15,000,000.00 | 14,770,350.00 | 15,000,000.00 | 1.750 | 1.750 | 180 | 02/28/2025 |
| 3130ARGC9 | 12667 | Federal Home Loan Bank | | 03/25/2022 | 10,000,000.00 | 9,680,500.00 | 10,000,000.00 | 2.550 | 2.550 | 935 | 03/25/2027 |
| 3130ARAE1 | 12670 | Federal Home Loan Bank | | 03/25/2022 | 25,000,000.00 | 24,491,750.00 | 25,000,000.00 | 2.100 | 2.100 | 297 | 06/25/2025 |
| 3130ARFQ9 | 12671 | Federal Home Loan Bank | | 04/05/2022 | 25,000,000.00 | 24,136,750.00 | 25,000,000.00 | 2.610 | 2.610 | 946 | 04/05/2027 |
| 3130ARC41 | 12674 | Federal Home Loan Bank | | 03/30/2022 | 15,000,000.00 | 14,795,850.00 | 15,000,000.00 | 2.320 | 2.320 | 205 | 03/25/2025 |
| 3130ARFG1 | 12675 | Federal Home Loan Bank | | 03/30/2022 | 10,000,000.00 | 9,644,300.00 | 10,000,000.00 | 2.400 | 2.400 | 935 | 03/25/2027 |
| 3130ARJW2 | 12677 | Federal Home Loan Bank | | 04/22/2022 | 15,000,000.00 | 14,832,450.00 | 15,000,000.00 | 3.000 | 3.000 | 233 | 04/22/2025 |
| 3130ARL33 | 12682 | Federal Home Loan Bank | | 04/21/2022 | 20,000,000.00 | 19,685,800.00 | 20,000,000.00 | 3.000 | 3.001 | 354 | 08/21/2025 |
| 3130ARDV0 | 12691 | Federal Home Loan Bank | | 04/08/2022 | 10,000,000.00 | 9,753,500.00 | 10,000,000.00 | 3.000 | 3.000 | 935 | 03/25/2027 |
| 3130ARPZ8 | 12697 | Federal Home Loan Bank | | 04/28/2022 | 25,000,000.00 | 24,650,250.00 | 25,000,000.00 | 3.150 | 3.151 | 330 | 07/28/2025 |
| 3130ARUV1 | 12706 | Federal Home Loan Bank | | 04/27/2022 | 25,000,000.00 | 24,691,250.00 | 25,000,000.00 | 3.100 | 3.100 | 421 | 10/27/2025 |
| 3130ASZD4 | 12787 | Federal Home Loan Bank | | 08/30/2022 | 15,000,000.00 | 14,927,250.00 | 14,998,500.00 | 4.130 | 4.134 | 361 | 08/28/2025 |
| 3130ASYZ6 | 12789 | Federal Home Loan Bank | | 08/30/2022 | 25,000,000.00 | 24,826,750.00 | 25,000,000.00 | 4.000 | 4.000 | 361 | 08/28/2025 |
| 3130ASYR4 | 12806 | Federal Home Loan Bank | | 09/27/2022 | 25,000,000.00 | 24,872,000.00 | 24,610,000.00 | 4.000 | 4.576 | 361 | 08/28/2025 |
| 3130ATDV6 | 12814 | Federal Home Loan Bank | | 09/30/2022 | 10,000,000.00 | 9,991,400.00 | 10,000,000.00 | 5.000 | 5.000 | 1,124 | 09/30/2027 |
| 3130AU2C7 | 12885 | Federal Home Loan Bank | | 12/06/2022 | 15,000,000.00 | 15,000,150.00 | 15,000,000.00 | 5.300 | 5.300 | 96 | 12/06/2024 |

**Alameda County Investment Pool
Portfolio Management
Portfolio Details - Investments
August 31, 2024**

| CUSIP | Investment # | Issuer | Average Balance | Purchase Date | Par Value | Market Value | Book Value | Stated Rate | YTM | Days to 365 Maturity | Maturity Date |
|-----------------------------------|--------------|------------------------|-----------------|---------------|---------------|---------------|---------------|-------------|-------|----------------------|---------------|
| Agency Callables (Aaa/AA+) | | | | | | | | | | | |
| 3130AU5Q3 | 12896 | Federal Home Loan Bank | | 12/13/2022 | 20,000,000.00 | 19,999,200.00 | 20,000,000.00 | 5.200 | 5.205 | 12 | 09/13/2024 |
| 3130AUNY6 | 12928 | Federal Home Loan Bank | | 01/30/2023 | 10,000,000.00 | 9,993,800.00 | 10,000,000.00 | 5.125 | 5.125 | 330 | 07/28/2025 |
| 3130AQZT3 | 12993 | Federal Home Loan Bank | | 04/18/2023 | 8,395,000.00 | 8,141,554.95 | 7,943,181.10 | 2.750 | 4.266 | 918 | 03/08/2027 |
| 3130ANED8 | 12994 | Federal Home Loan Bank | | 04/19/2023 | 18,850,000.00 | 17,783,278.50 | 16,998,741.50 | 1.000 | 4.246 | 694 | 07/27/2026 |
| 3130AQV26 | 12996 | Federal Home Loan Bank | | 04/20/2023 | 25,000,000.00 | 24,997,500.00 | 23,921,354.25 | 1.610 | 4.898 | 3 | 09/04/2024 |
| 3130AMU75 | 13021 | Federal Home Loan Bank | | 05/02/2023 | 5,000,000.00 | 4,729,500.00 | 4,538,600.00 | 1.000 | 4.155 | 663 | 06/26/2026 |
| 3130AL5A8 | 13022 | Federal Home Loan Bank | | 05/02/2023 | 16,225,000.00 | 15,033,273.75 | 14,407,637.75 | 0.900 | 4.100 | 908 | 02/26/2027 |
| 3130ARFM8 | 13034 | Federal Home Loan Bank | | 05/16/2023 | 5,000,000.00 | 4,988,450.00 | 4,843,500.00 | 2.170 | 4.547 | 29 | 09/30/2024 |
| 3130ARTJ0 | 13069 | Federal Home Loan Bank | | 06/29/2023 | 5,000,000.00 | 4,926,350.00 | 4,815,500.00 | 3.000 | 4.883 | 327 | 07/25/2025 |
| 3130ARNT4 | 13132 | Federal Home Loan Bank | | 09/22/2023 | 5,000,000.00 | 4,996,250.00 | 4,922,500.00 | 4.500 | 5.863 | 970 | 04/29/2027 |
| 3130ANLF5 | 13177 | Federal Home Loan Bank | | 11/09/2023 | 10,000,000.00 | 9,225,300.00 | 8,729,200.00 | 1.050 | 4.752 | 1,087 | 08/24/2027 |
| 3130ASZD4 | 13181 | Federal Home Loan Bank | | 11/13/2023 | 25,000,000.00 | 24,878,750.00 | 24,486,600.00 | 4.130 | 5.343 | 361 | 08/28/2025 |
| 3130AXSN9 | 13182 | Federal Home Loan Bank | | 11/14/2023 | 25,000,000.00 | 25,077,000.00 | 25,000,000.00 | 5.000 | 5.000 | 1,535 | 11/14/2028 |
| 3130ANYN4 | 13191 | Federal Home Loan Bank | | 11/20/2023 | 10,000,000.00 | 9,384,200.00 | 8,995,000.00 | 1.000 | 4.801 | 759 | 09/30/2026 |
| 3130AWS92 | 13193 | Federal Home Loan Bank | | 11/20/2023 | 21,295,000.00 | 21,243,226.96 | 21,243,226.96 | 4.875 | 5.016 | 376 | 09/12/2025 |
| 3130AXW38 | 13197 | Federal Home Loan Bank | | 11/28/2023 | 25,000,000.00 | 25,215,750.00 | 25,000,000.00 | 5.185 | 5.187 | 1,457 | 08/28/2028 |
| 3130AXWN4 | 13199 | Federal Home Loan Bank | | 11/30/2023 | 25,000,000.00 | 25,062,250.00 | 25,000,000.00 | 5.280 | 5.280 | 1,367 | 05/30/2028 |
| 3130AXY51 | 13200 | Federal Home Loan Bank | | 12/06/2023 | 20,000,000.00 | 20,096,800.00 | 20,000,000.00 | 5.100 | 5.100 | 1,557 | 12/06/2028 |
| 3130AXY85 | 13203 | Federal Home Loan Bank | | 12/08/2023 | 25,000,000.00 | 25,079,500.00 | 25,000,000.00 | 4.750 | 4.750 | 1,559 | 12/08/2028 |
| 3130AXZY7 | 13212 | Federal Home Loan Bank | | 12/13/2023 | 25,000,000.00 | 25,134,000.00 | 25,000,000.00 | 5.000 | 5.000 | 1,381 | 06/13/2028 |
| 3130AP4Z5 | 13218 | Federal Home Loan Bank | | 12/14/2023 | 23,780,000.00 | 22,333,700.40 | 21,565,606.40 | 0.900 | 4.482 | 759 | 09/30/2026 |
| 3130AY7G5 | 13221 | Federal Home Loan Bank | | 12/19/2023 | 25,000,000.00 | 25,054,000.00 | 25,000,000.00 | 4.710 | 4.712 | 1,479 | 09/19/2028 |
| 3130AY7H3 | 13222 | Federal Home Loan Bank | | 12/19/2023 | 50,000,000.00 | 50,057,000.00 | 50,000,000.00 | 4.350 | 4.351 | 1,481 | 09/21/2028 |
| 3130AQUT8 | 13223 | Federal Home Loan Bank | | 12/19/2023 | 15,000,000.00 | 14,322,000.00 | 13,985,250.00 | 2.010 | 4.322 | 899 | 02/17/2027 |
| 3130ALGL2 | 13224 | Federal Home Loan Bank | | 12/19/2023 | 50,000,000.00 | 46,579,500.00 | 45,186,000.00 | 1.115 | 4.385 | 908 | 02/26/2027 |
| 3130AY5W2 | 13226 | Federal Home Loan Bank | | 12/20/2023 | 50,000,000.00 | 49,958,500.00 | 50,000,000.00 | 5.375 | 5.377 | 1,296 | 03/20/2028 |
| 3130ANMH0 | 13227 | Federal Home Loan Bank | | 12/20/2023 | 15,000,000.00 | 14,151,150.00 | 13,750,650.00 | 1.100 | 4.446 | 718 | 08/20/2026 |
| 3130AYB62 | 13229 | Federal Home Loan Bank | | 12/21/2023 | 25,000,000.00 | 25,073,000.00 | 25,000,000.00 | 4.800 | 4.800 | 1,388 | 06/20/2028 |
| 3130AYKK1 | 13234 | Federal Home Loan Bank | | 01/18/2024 | 10,000,000.00 | 10,009,400.00 | 10,000,000.00 | 5.000 | 5.000 | 1,234 | 01/18/2028 |
| 3130AMZZ8 | 13236 | Federal Home Loan Bank | | 01/19/2024 | 25,000,000.00 | 23,134,250.00 | 22,620,250.00 | 1.220 | 4.216 | 1,032 | 06/30/2027 |
| 3130AYLJ3 | 13238 | Federal Home Loan Bank | | 01/19/2024 | 50,000,000.00 | 50,352,500.00 | 50,000,000.00 | 4.350 | 4.350 | 1,601 | 01/19/2029 |
| 3130AYMA1 | 13241 | Federal Home Loan Bank | | 01/22/2024 | 50,000,000.00 | 50,241,500.00 | 50,000,000.00 | 4.250 | 4.250 | 1,604 | 01/22/2029 |
| 3130AYQT6 | 13252 | Federal Home Loan Bank | | 01/30/2024 | 50,000,000.00 | 50,475,500.00 | 50,000,000.00 | 5.190 | 4.940 | 3,438 | 01/30/2034 |
| 3130AYV60 | 13254 | Federal Home Loan Bank | | 02/07/2024 | 50,000,000.00 | 50,152,500.00 | 50,000,000.00 | 4.655 | 4.238 | 1,620 | 02/07/2029 |
| 3130AYV52 | 13255 | Federal Home Loan Bank | | 02/09/2024 | 50,000,000.00 | 50,250,500.00 | 50,000,000.00 | 4.390 | 4.000 | 1,622 | 02/09/2029 |
| 3130AYWC6 | 13256 | Federal Home Loan Bank | | 02/09/2024 | 50,000,000.00 | 49,899,000.00 | 50,000,000.00 | 4.400 | 4.020 | 1,803 | 08/09/2029 |

**Alameda County Investment Pool
Portfolio Management
Portfolio Details - Investments
August 31, 2024**

| CUSIP | Investment # | Issuer | Average Balance | Purchase Date | Par Value | Market Value | Book Value | Stated Rate | YTM | Days to 365 Maturity | Maturity Date |
|-----------------------------------|--------------|----------------------------|-----------------|---------------|---------------|---------------|---------------|-------------|-------|----------------------|---------------|
| Agency Callables (Aaa/AA+) | | | | | | | | | | | |
| 3130B04Z9 | 13267 | Federal Home Loan Bank | | 02/22/2024 | 50,000,000.00 | 50,280,000.00 | 50,000,000.00 | 5.060 | 5.060 | 1,269 | 02/22/2028 |
| 3130B05B1 | 13268 | Federal Home Loan Bank | | 02/26/2024 | 50,000,000.00 | 50,107,000.00 | 50,000,000.00 | 5.010 | 5.010 | 1,089 | 08/26/2027 |
| 3130B0BS7 | 13280 | Federal Home Loan Bank | | 03/08/2024 | 25,000,000.00 | 25,121,500.00 | 25,000,000.00 | 4.600 | 4.246 | 2,014 | 03/08/2030 |
| 3130B0JZ3 | 13287 | Federal Home Loan Bank | | 03/25/2024 | 25,000,000.00 | 24,988,250.00 | 24,997,500.00 | 5.500 | 5.507 | 389 | 09/25/2025 |
| 3130B0PR4 | 13292 | Federal Home Loan Bank | | 04/02/2024 | 15,000,000.00 | 15,112,350.00 | 15,000,000.00 | 5.000 | 5.000 | 1,492 | 10/02/2028 |
| 3130B0R84 | 13293 | Federal Home Loan Bank | | 04/05/2024 | 50,000,000.00 | 50,154,500.00 | 50,000,000.00 | 4.860 | 4.927 | 1,495 | 10/05/2028 |
| 3130B0TW9 | 13295 | Federal Home Loan Bank | | 04/10/2024 | 50,000,000.00 | 50,469,000.00 | 49,990,000.00 | 5.050 | 5.125 | 1,773 | 07/10/2029 |
| 3130B0T41 | 13298 | Federal Home Loan Bank | | 04/12/2024 | 50,000,000.00 | 50,212,000.00 | 50,000,000.00 | 4.715 | 4.780 | 1,867 | 10/12/2029 |
| 3130B0VY2 | 13299 | Federal Home Loan Bank | | 04/12/2024 | 50,000,000.00 | 50,223,000.00 | 50,000,000.00 | 5.000 | 5.070 | 1,775 | 07/12/2029 |
| 3130B0W54 | 13301 | Federal Home Loan Bank | | 04/16/2024 | 25,000,000.00 | 25,079,500.00 | 25,000,000.00 | 5.000 | 5.070 | 1,779 | 07/16/2029 |
| 3130B15H6 | 13307 | Federal Home Loan Bank | | 04/29/2024 | 25,000,000.00 | 25,108,250.00 | 25,000,000.00 | 5.000 | 5.000 | 1,884 | 10/29/2029 |
| 3130B16X0 | 13308 | Federal Home Loan Bank | | 04/30/2024 | 25,000,000.00 | 25,224,000.00 | 25,000,000.00 | 5.125 | 5.197 | 1,793 | 07/30/2029 |
| 3130B16R3 | 13309 | Federal Home Loan Bank | | 04/30/2024 | 25,000,000.00 | 25,224,000.00 | 25,000,000.00 | 5.120 | 5.192 | 1,793 | 07/30/2029 |
| 3130ALCE2 | 13310 | Federal Home Loan Bank | | 04/30/2024 | 10,000,000.00 | 9,287,500.00 | 8,963,000.00 | 0.920 | 4.899 | 908 | 02/26/2027 |
| 3130ALED2 | 13311 | Federal Home Loan Bank | | 04/30/2024 | 15,000,000.00 | 13,942,350.00 | 13,489,500.00 | 1.020 | 4.890 | 906 | 02/24/2027 |
| 3130B1GA9 | 13319 | Federal Home Loan Bank | | 05/21/2024 | 25,000,000.00 | 25,193,250.00 | 25,000,000.00 | 5.030 | 5.101 | 1,815 | 08/21/2029 |
| 3130B1GD3 | 13320 | Federal Home Loan Bank | | 05/22/2024 | 25,000,000.00 | 25,105,750.00 | 24,997,500.00 | 4.770 | 4.367 | 1,877 | 10/22/2029 |
| 3130AQLD3 | 13321 | Federal Home Loan Bank | | 05/22/2024 | 22,000,000.00 | 20,858,640.00 | 20,358,800.00 | 1.750 | 4.743 | 879 | 01/28/2027 |
| 3130B1KC0 | 13323 | Federal Home Loan Bank | | 05/28/2024 | 20,000,000.00 | 20,095,400.00 | 20,000,000.00 | 5.250 | 5.250 | 634 | 05/28/2026 |
| 3130B1V38 | 13335 | Federal Home Loan Bank | | 07/02/2024 | 20,000,000.00 | 20,062,400.00 | 20,000,000.00 | 4.900 | 4.900 | 1,408 | 07/10/2028 |
| 31422BUS7 | 12016 | Federal Home Loan Mtg Corp | | 02/18/2020 | 25,000,000.00 | 24,661,750.00 | 25,000,000.00 | 1.680 | 1.680 | 170 | 02/18/2025 |
| 3134GVWR5 | 12144 | Federal Home Loan Mtg Corp | | 05/22/2020 | 25,000,000.00 | 24,285,750.00 | 25,000,000.00 | 0.625 | 0.625 | 263 | 05/22/2025 |
| 3134GWND4 | 12199 | Federal Home Loan Mtg Corp | | 08/12/2020 | 15,000,000.00 | 14,467,950.00 | 15,000,000.00 | 0.600 | 0.600 | 345 | 08/12/2025 |
| 3134GWN44 | 12219 | Federal Home Loan Mtg Corp | | 09/11/2020 | 15,000,000.00 | 14,983,950.00 | 15,000,000.00 | 0.450 | 0.450 | 10 | 09/11/2024 |
| 3134GWUY0 | 12246 | Federal Home Loan Mtg Corp | | 09/30/2020 | 15,000,000.00 | 14,772,900.00 | 15,000,000.00 | 0.400 | 0.400 | 120 | 12/30/2024 |
| 3134GWVJ2 | 12247 | Federal Home Loan Mtg Corp | | 09/30/2020 | 15,000,000.00 | 14,945,550.00 | 15,000,000.00 | 0.400 | 0.400 | 29 | 09/30/2024 |
| 3134GWVX0 | 12248 | Federal Home Loan Mtg Corp | | 09/30/2020 | 15,000,000.00 | 14,945,550.00 | 15,000,000.00 | 0.400 | 0.400 | 29 | 09/30/2024 |
| 3134GWVJ2 | 12249 | Federal Home Loan Mtg Corp | | 09/30/2020 | 10,000,000.00 | 9,963,700.00 | 10,000,000.00 | 0.400 | 0.400 | 29 | 09/30/2024 |
| 3134GWXG6 | 12250 | Federal Home Loan Mtg Corp | | 09/30/2020 | 10,000,000.00 | 9,849,900.00 | 10,000,000.00 | 0.430 | 0.430 | 120 | 12/30/2024 |
| 3134GWUY0 | 12251 | Federal Home Loan Mtg Corp | | 09/30/2020 | 10,000,000.00 | 9,848,600.00 | 10,000,000.00 | 0.400 | 0.400 | 120 | 12/30/2024 |
| 3134GXDZ4 | 12318 | Federal Home Loan Mtg Corp | | 11/25/2020 | 15,000,000.00 | 14,844,450.00 | 15,000,000.00 | 0.450 | 0.450 | 85 | 11/25/2024 |
| 3134GXBM5 | 12319 | Federal Home Loan Mtg Corp | | 11/25/2020 | 15,000,000.00 | 14,390,550.00 | 15,000,000.00 | 0.600 | 0.600 | 437 | 11/12/2025 |
| 3134GXHD9 | 12359 | Federal Home Loan Mtg Corp | | 12/23/2020 | 10,000,000.00 | 9,568,900.00 | 10,000,000.00 | 0.700 | 0.700 | 478 | 12/23/2025 |
| 3134GXSD7 | 12715 | Federal Home Loan Mtg Corp | | 05/05/2022 | 25,000,000.00 | 24,909,000.00 | 25,000,000.00 | 3.020 | 3.020 | 65 | 11/05/2024 |
| 3134GLL44 | 12779 | Federal Home Loan Mtg Corp | | 08/12/2022 | 15,000,000.00 | 14,902,500.00 | 15,000,000.00 | 4.000 | 4.000 | 345 | 08/12/2025 |
| 3134GXR63 | 12786 | Federal Home Loan Mtg Corp | | 08/29/2022 | 20,000,000.00 | 19,906,600.00 | 20,000,000.00 | 4.050 | 4.050 | 361 | 08/28/2025 |

**Alameda County Investment Pool
Portfolio Management
Portfolio Details - Investments
August 31, 2024**

| CUSIP | Investment # | Issuer | Average Balance | Purchase Date | Par Value | Market Value | Book Value | Stated Rate | YTM | Days to 365 Maturity | Maturity Date |
|-----------------------------------|--------------|----------------------------|-----------------|---------------|---------------|---------------|---------------|-------------|-------|----------------------|---------------|
| Agency Callables (Aaa/AA+) | | | | | | | | | | | |
| 3134GXT87 | 12788 | Federal Home Loan Mtg Corp | | 08/30/2022 | 25,000,000.00 | 24,901,500.00 | 25,000,000.00 | 4.000 | 4.000 | 180 | 02/28/2025 |
| 3134GXS88 | 12790 | Federal Home Loan Mtg Corp | | 08/30/2022 | 10,000,000.00 | 9,960,600.00 | 10,000,000.00 | 4.000 | 4.000 | 180 | 02/28/2025 |
| 3134GXS88 | 12791 | Federal Home Loan Mtg Corp | | 08/30/2022 | 10,000,000.00 | 9,960,600.00 | 10,000,000.00 | 4.000 | 4.000 | 180 | 02/28/2025 |
| 3134GXW34 | 12792 | Federal Home Loan Mtg Corp | | 08/30/2022 | 20,000,000.00 | 19,913,000.00 | 20,000,000.00 | 4.250 | 4.250 | 361 | 08/28/2025 |
| 3134GXY65 | 12804 | Federal Home Loan Mtg Corp | | 09/16/2022 | 15,000,000.00 | 14,955,750.00 | 15,000,000.00 | 4.250 | 4.250 | 561 | 03/16/2026 |
| 3134GX6A7 | 12827 | Federal Home Loan Mtg Corp | | 10/25/2022 | 15,000,000.00 | 15,024,600.00 | 15,000,000.00 | 5.000 | 5.000 | 236 | 04/25/2025 |
| 3134GX4M3 | 12828 | Federal Home Loan Mtg Corp | | 10/28/2022 | 10,000,000.00 | 9,997,100.00 | 10,000,000.00 | 5.080 | 5.080 | 54 | 10/25/2024 |
| 3134GY4H2 | 12863 | Federal Home Loan Mtg Corp | | 11/30/2022 | 25,000,000.00 | 24,975,000.00 | 25,000,000.00 | 5.150 | 5.150 | 453 | 11/28/2025 |
| 3134GY7M8 | 12901 | Federal Home Loan Mtg Corp | | 12/16/2022 | 25,000,000.00 | 24,980,250.00 | 25,000,000.00 | 5.270 | 5.273 | 380 | 09/16/2025 |
| 3134GYAW2 | 12910 | Federal Home Loan Mtg Corp | | 12/22/2022 | 25,000,000.00 | 24,986,000.00 | 25,000,000.00 | 5.150 | 5.150 | 659 | 06/22/2026 |
| 3134GXR63 | 12918 | Federal Home Loan Mtg Corp | | 01/20/2023 | 10,000,000.00 | 9,953,300.00 | 9,871,600.00 | 4.050 | 4.577 | 361 | 08/28/2025 |
| 3134GYE24 | 12921 | Federal Home Loan Mtg Corp | | 01/26/2023 | 10,000,000.00 | 9,994,400.00 | 10,000,000.00 | 5.125 | 5.125 | 512 | 01/26/2026 |
| 3134GYEA6 | 12925 | Federal Home Loan Mtg Corp | | 01/27/2023 | 30,000,000.00 | 29,980,800.00 | 30,000,000.00 | 5.300 | 5.300 | 513 | 01/27/2026 |
| 3134GYF98 | 12927 | Federal Home Loan Mtg Corp | | 01/30/2023 | 10,000,000.00 | 9,993,700.00 | 10,000,000.00 | 5.000 | 5.000 | 149 | 01/28/2025 |
| 3134GYG30 | 12929 | Federal Home Loan Mtg Corp | | 01/31/2023 | 5,000,000.00 | 4,991,950.00 | 5,000,000.00 | 5.020 | 5.028 | 422 | 10/28/2025 |
| 3134GXR63 | 12930 | Federal Home Loan Mtg Corp | | 01/31/2023 | 5,000,000.00 | 4,943,250.00 | 4,852,500.00 | 3.050 | 4.422 | 253 | 05/12/2025 |
| 3134GYFT4 | 12936 | Federal Home Loan Mtg Corp | | 02/07/2023 | 15,000,000.00 | 14,982,750.00 | 15,000,000.00 | 5.000 | 5.003 | 613 | 05/07/2026 |
| 3134GYLU4 | 12973 | Federal Home Loan Mtg Corp | | 03/17/2023 | 25,000,000.00 | 24,955,250.00 | 25,000,000.00 | 5.500 | 5.502 | 1,019 | 06/17/2027 |
| 3134GW6C5 | 12988 | Federal Home Loan Mtg Corp | | 04/14/2023 | 13,955,000.00 | 13,033,830.45 | 12,485,538.50 | 0.800 | 4.022 | 787 | 10/28/2026 |
| 3134GWZG4 | 12989 | Federal Home Loan Mtg Corp | | 04/14/2023 | 13,000,000.00 | 12,498,200.00 | 11,889,800.00 | 0.600 | 4.212 | 414 | 10/20/2025 |
| 3134GXR63 | 12991 | Federal Home Loan Mtg Corp | | 04/17/2023 | 5,000,000.00 | 4,976,650.00 | 4,942,500.00 | 4.050 | 4.567 | 361 | 08/28/2025 |
| 3134GW5R3 | 12992 | Federal Home Loan Mtg Corp | | 04/17/2023 | 11,935,000.00 | 11,472,876.80 | 10,894,268.00 | 0.650 | 4.329 | 421 | 10/27/2025 |
| 3134GYPN6 | 12995 | Federal Home Loan Mtg Corp | | 04/20/2023 | 25,000,000.00 | 24,991,750.00 | 25,000,000.00 | 5.125 | 5.125 | 414 | 10/20/2025 |
| 3134GYPC0 | 13005 | Federal Home Loan Mtg Corp | | 04/24/2023 | 10,000,000.00 | 9,999,100.00 | 10,000,000.00 | 5.375 | 5.375 | 235 | 04/24/2025 |
| 3134GYPY2 | 13011 | Federal Home Loan Mtg Corp | | 04/26/2023 | 25,000,000.00 | 25,020,250.00 | 25,000,000.00 | 5.150 | 5.152 | 877 | 01/26/2027 |
| 3134GYQ96 | 13012 | Federal Home Loan Mtg Corp | | 04/26/2023 | 20,000,000.00 | 19,956,600.00 | 20,000,000.00 | 5.450 | 5.450 | 967 | 04/26/2027 |
| 3134GYPX4 | 13013 | Federal Home Loan Mtg Corp | | 04/27/2023 | 25,000,000.00 | 24,958,250.00 | 25,000,000.00 | 5.300 | 5.300 | 786 | 10/27/2026 |
| 3134GYQD7 | 13014 | Federal Home Loan Mtg Corp | | 04/27/2023 | 25,000,000.00 | 24,964,250.00 | 25,000,000.00 | 5.400 | 5.403 | 694 | 07/27/2026 |
| 3134GYQE5 | 13016 | Federal Home Loan Mtg Corp | | 04/27/2023 | 25,000,000.00 | 24,998,750.00 | 25,000,000.00 | 5.375 | 5.375 | 421 | 10/27/2025 |
| 3134GYQN5 | 13017 | Federal Home Loan Mtg Corp | | 04/27/2023 | 25,000,000.00 | 24,983,750.00 | 25,000,000.00 | 5.500 | 5.500 | 1,151 | 10/27/2027 |
| 3134GXS47 | 13097 | Federal Home Loan Mtg Corp | | 07/28/2023 | 7,000,000.00 | 6,975,290.00 | 6,863,500.00 | 4.200 | 5.198 | 361 | 08/28/2025 |
| 3134GX3A0 | 13117 | Federal Home Loan Mtg Corp | | 08/23/2023 | 11,733,000.00 | 11,721,736.32 | 11,586,572.16 | 4.750 | 5.383 | 394 | 09/30/2025 |
| 3134H1BJ1 | 13123 | Federal Home Loan Mtg Corp | | 09/13/2023 | 11,375,000.00 | 11,346,903.75 | 11,369,312.50 | 5.600 | 5.612 | 1,473 | 09/13/2028 |
| 3134H1DG5 | 13134 | Federal Home Loan Mtg Corp | | 09/27/2023 | 15,000,000.00 | 14,973,450.00 | 15,000,000.00 | 5.550 | 5.550 | 1,121 | 09/27/2027 |
| 3134H1FZ1 | 13154 | Federal Home Loan Mtg Corp | | 10/16/2023 | 20,000,000.00 | 20,006,600.00 | 20,000,000.00 | 5.620 | 5.620 | 775 | 10/16/2026 |
| 3134H1FY4 | 13157 | Federal Home Loan Mtg Corp | | 10/18/2023 | 20,000,000.00 | 20,002,800.00 | 20,000,000.00 | 5.700 | 5.700 | 1,142 | 10/18/2027 |

**Alameda County Investment Pool
Portfolio Management
Portfolio Details - Investments
August 31, 2024**

| CUSIP | Investment # | Issuer | Average Balance | Purchase Date | Par Value | Market Value | Book Value | Stated Rate | YTM | Days to 365 Maturity | Maturity Date |
|-----------------------------------|--------------|----------------------------|-------------------------|---------------|-------------------------|-------------------------|-------------------------|-------------|--------------|----------------------|---------------|
| Agency Callables (Aaa/AA+) | | | | | | | | | | | |
| 3134HACR2 | 13343 | Federal Home Loan Mtg Corp | | 08/06/2024 | 15,000,000.00 | 14,895,750.00 | 14,812,500.00 | 4.125 | 4.406 | 1,800 | 08/06/2029 |
| 3136G4XV0 | 12181 | Federal National Mtg Assn | | 06/30/2020 | 15,000,000.00 | 14,527,200.00 | 15,000,000.00 | 0.730 | 0.730 | 302 | 06/30/2025 |
| 3136G4ZJ5 | 12184 | Federal National Mtg Assn | | 07/21/2020 | 10,000,000.00 | 9,653,500.00 | 10,000,000.00 | 0.625 | 0.625 | 323 | 07/21/2025 |
| 3136G4A86 | 12185 | Federal National Mtg Assn | | 07/21/2020 | 8,000,000.00 | 7,714,640.00 | 7,984,000.00 | 0.500 | 0.541 | 323 | 07/21/2025 |
| 3135G05X7 | 12209 | Federal National Mtg Assn | | 08/27/2020 | 15,000,000.00 | 14,430,150.00 | 14,929,800.00 | 0.375 | 0.470 | 358 | 08/25/2025 |
| 3135G05X7 | 12210 | Federal National Mtg Assn | | 08/27/2020 | 10,000,000.00 | 9,620,100.00 | 9,953,200.00 | 0.375 | 0.470 | 358 | 08/25/2025 |
| 3136G42F9 | 12211 | Federal National Mtg Assn | | 08/27/2020 | 10,000,000.00 | 9,615,900.00 | 10,000,000.00 | 0.625 | 0.625 | 360 | 08/27/2025 |
| 3136G44U4 | 12265 | Federal National Mtg Assn | | 10/20/2020 | 10,000,000.00 | 9,603,500.00 | 10,000,000.00 | 0.500 | 0.500 | 414 | 10/20/2025 |
| 3135G06C2 | 12278 | Federal National Mtg Assn | | 10/29/2020 | 15,000,000.00 | 14,408,400.00 | 15,000,000.00 | 0.600 | 0.600 | 423 | 10/29/2025 |
| 3135GA2Z3 | 12304 | Federal National Mtg Assn | | 11/17/2020 | 10,000,000.00 | 9,584,400.00 | 9,995,000.00 | 0.560 | 0.570 | 442 | 11/17/2025 |
| 3135GA3G4 | 12317 | Federal National Mtg Assn | | 11/25/2020 | 10,000,000.00 | 9,893,700.00 | 10,000,000.00 | 0.400 | 0.400 | 85 | 11/25/2024 |
| 3135GAA76 | 12343 | Federal National Mtg Assn | | 12/09/2020 | 20,000,000.00 | 19,383,800.00 | 20,000,000.00 | 0.540 | 0.540 | 281 | 06/09/2025 |
| 3135GABT7 | 12355 | Federal National Mtg Assn | | 12/16/2020 | 20,000,000.00 | 19,362,400.00 | 20,000,000.00 | 0.500 | 0.500 | 288 | 06/16/2025 |
| 3135GA7L9 | 12356 | Federal National Mtg Assn | | 12/16/2020 | 20,000,000.00 | 19,363,400.00 | 20,000,000.00 | 0.500 | 0.500 | 288 | 06/16/2025 |
| 3135G06V0 | 12849 | Federal National Mtg Assn | | 11/16/2022 | 20,000,000.00 | 19,889,000.00 | 19,672,460.00 | 4.125 | 4.758 | 361 | 08/28/2025 |
| 3135GAD65 | 12858 | Federal National Mtg Assn | | 11/28/2022 | 20,000,000.00 | 19,998,600.00 | 20,000,000.00 | 5.200 | 5.200 | 451 | 11/26/2025 |
| 3135GADS7 | 12911 | Federal National Mtg Assn | | 12/23/2022 | 20,000,000.00 | 19,952,800.00 | 20,000,000.00 | 5.000 | 5.000 | 295 | 06/23/2025 |
| 3135GAGL9 | 12990 | Federal National Mtg Assn | | 04/17/2023 | 15,000,000.00 | 14,999,850.00 | 15,000,000.00 | 5.000 | 5.000 | 46 | 10/17/2024 |
| 3135GAHM6 | 13041 | Federal National Mtg Assn | | 05/22/2023 | 10,000,000.00 | 9,995,700.00 | 10,000,000.00 | 5.000 | 5.000 | 628 | 05/22/2026 |
| 3135GAJN2 | 13160 | Federal National Mtg Assn | | 10/20/2023 | 5,000,000.00 | 5,003,300.00 | 4,890,000.00 | 4.500 | 5.365 | 691 | 07/24/2026 |
| 3135GAM81 | 13237 | Federal National Mtg Assn | | 01/19/2024 | 10,000,000.00 | 9,995,200.00 | 10,000,000.00 | 5.000 | 5.000 | 1,599 | 01/17/2029 |
| 3135GAP70 | 13324 | Federal National Mtg Assn | | 05/28/2024 | 10,000,000.00 | 10,009,300.00 | 9,988,000.00 | 5.300 | 5.342 | 1,032 | 06/30/2027 |
| 3135GAU58 | 13345 | Federal National Mtg Assn | | 08/14/2024 | 15,000,000.00 | 14,609,250.00 | 14,775,000.00 | 3.620 | 4.030 | 1,443 | 08/14/2028 |
| Subtotal and Average | | | 4,462,340,704.29 | | 4,398,318,000.00 | 4,337,873,371.03 | 4,360,962,836.01 | | 3.551 | 866 | |
| Municipal Bonds | | | | | | | | | | | |
| 13063DC48 | 13155 | St. of California | | 10/16/2023 | 14,060,000.00 | 12,990,315.20 | 12,242,604.40 | 1.700 | 5.090 | 1,248 | 02/01/2028 |
| 13032UC22 | 12693 | California Health Facility | | 04/07/2022 | 2,715,000.00 | 2,679,650.70 | 2,715,000.00 | 2.991 | 2.992 | 273 | 06/01/2025 |
| 13032UC30 | 12694 | California Health Facility | | 04/07/2022 | 2,500,000.00 | 2,440,875.00 | 2,500,000.00 | 3.044 | 3.045 | 638 | 06/01/2026 |
| 91412HGE7 | 12262 | UNIVHGR | | 10/19/2020 | 9,580,000.00 | 9,322,872.80 | 9,661,525.80 | 0.883 | 0.694 | 256 | 05/15/2025 |
| Subtotal and Average | | | 27,119,130.20 | | 28,855,000.00 | 27,433,713.70 | 27,119,130.20 | | 3.125 | 741 | |

Alameda County Investment Pool
Portfolio Management
Portfolio Details - Investments
August 31, 2024

| CUSIP | Investment # | Issuer | Average Balance | Purchase Date | Par Value | Market Value | Book Value | Stated Rate | YTM 365 | Days to Maturity |
|-------------------|--------------|--------|--------------------|------------------|------------------|------------------|------------------|----------------|------------|---------------------|
| Total and Average | | | 9,672,019,789.96 | | 9,808,453,000.00 | 9,719,156,224.60 | 9,730,090,810.24 | 3.875 | 748 | |

**Alameda County Investment Pool
Transaction Activity Report
August 1, 2024 - August 31, 2024
Sorted by Fund - Transaction Date
All Funds**

| Investment # | Fund | CUSIP | TransactionType | TransactionDate | MaturityDate | Dealer | Issuer | New Principal | Principal Paydowns | Interest | Total Cash |
|--------------|------|-----------|-----------------|-----------------|--------------|----------------------|----------------------|------------------|-----------------------|------------|-----------------------|
| 13019 | 100 | 3134GYQA3 | Redemption | 08/01/2024 | 05/01/2026 | Daiwa Capital market | Federal Home Loan | | 10,000,000.00 | | 10,000,000.00 |
| 13102 | 100 | 3134GYU0 | Redemption | 08/01/2024 | 08/01/2028 | Piper Jaffary | Federal Home Loan | | 25,000,000.00 | | 25,000,000.00 |
| 12637 | 100 | 742718FV6 | Interest | 08/01/2024 | 02/01/2027 | Siebert Williams Sha | Proctor & Gamble | | | 190,000.00 | 190,000.00 |
| 13019 | 100 | 3134GYQA3 | Interest | 08/01/2024 | 05/01/2026 | Daiwa Capital market | Federal Home Loan | | | 137,500.00 | 137,500.00 |
| 13102 | 100 | 3134GYU0 | Interest | 08/01/2024 | 08/01/2028 | Piper Jaffary | Federal Home Loan | | | 712,500.00 | 712,500.00 |
| 13133 | 100 | 459058KW2 | Interest | 08/01/2024 | 08/01/2028 | Bank of Montreal | International Bank R | | | 462,600.00 | 462,600.00 |
| 13155 | 100 | 13063DC48 | Interest | 08/01/2024 | 02/01/2028 | Raymond James | St. of California | | | 119,510.00 | 119,510.00 |
| 13208 | 100 | 4581X0EM6 | Interest | 08/01/2024 | 02/01/2027 | TD Securities LLC | InterAmerican Develo | | | 546,875.00 | 546,875.00 |
| 13304 | 100 | SYS13304 | Interest | 08/01/2024 | 07/23/2024 | California Bank & Tr | California Bank & Tr | | | 131,048.01 | 131,048.01 |
| 12895 | 100 | SYS12895 | Interest | 08/01/2024 | | CalTrust | CalTRUST - Liquidity | | | 228,854.55 | 228,854.55 |
| 13342 | 100 | SYS13342 | Purchase | 08/02/2024 | 08/05/2025 | Bank of San Francisc | Bank of San Francisc | 5,000,000.00 | | | -5,000,000.00 |
| 13106 | 100 | SYS13106 | Redemption | 08/05/2024 | 08/02/2024 | Bank of San Francisc | Bank of San Francisc | | 5,000,000.00 | | 5,000,000.00 |
| 13106 | 100 | SYS13106 | Interest | 08/05/2024 | 08/02/2024 | Bank of San Francisc | Bank of San Francisc | | | 68,488.89 | 68,488.89 |
| 13147 | 100 | SYS13147 | Interest | 08/05/2024 | 10/03/2024 | Bridge Bank | Bridge Bank | | | 166,010.97 | 166,010.97 |
| 13334 | 100 | SYS13334 | Interest | 08/05/2024 | 12/06/2024 | East West Bank | East West Bank | | | 382,777.72 | 382,777.72 |
| 13343 | 100 | 3134HACR2 | Purchase | 08/06/2024 | 08/06/2029 | Piper Jaffary | Federal Home Loan | 14,812,500.00 | | | -14,812,500.00 |
| 13344 | 100 | 69371RT30 | Purchase | 08/06/2024 | 08/06/2027 | RBC Capital Markets | PACCAR Financial | 6,990,690.00 | | | -6,990,690.00 |
| 12006 | 100 | 69371RQ66 | Interest | 08/06/2024 | 02/06/2025 | Siebert Williams Sha | PACCAR Financial | | | 90,000.00 | 90,000.00 |
| 12932 | 100 | 594918BY9 | Interest | 08/06/2024 | 02/06/2027 | Bank of Montreal | Mircosoft Inc. | | | 82,500.00 | 82,500.00 |
| 12933 | 100 | 594918BY9 | Interest | 08/06/2024 | 02/06/2027 | Bank of Montreal | Mircosoft Inc. | | | 82,500.00 | 82,500.00 |
| 13107 | 100 | 31422X5V0 | Interest | 08/07/2024 | 08/07/2028 | Raymond James | Farmer Mac | | | 332,250.00 | 332,250.00 |
| 12387 | 100 | 037833EB2 | Interest | 08/08/2024 | 02/08/2026 | Blaylock Robert Vans | Apple Inc. | | | 70,000.00 | 70,000.00 |
| 13185 | 100 | 037833EC0 | Interest | 08/08/2024 | 02/08/2028 | Bank of Montreal | Apple Inc. | | | 60,000.00 | 60,000.00 |
| 13257 | 100 | 3134H1SK0 | Redemption | 08/09/2024 | 02/09/2029 | Wells Fargo Bank | Federal Home Loan | | 19,868,600.00 | | 19,868,600.00 |
| 13257 | 100 | 3134H1SK0 | Cap G/L | 08/09/2024 | 02/09/2029 | Wells Fargo Bank | Federal Home Loan | | 131,400.00 | | 131,400.00 |
| 13277 | 100 | 3134H1SK0 | Redemption | 08/09/2024 | 02/09/2029 | Wells Fargo Bank | Federal Home Loan | | 24,750,000.00 | | 24,750,000.00 |
| 13277 | 100 | 3134H1SK0 | Cap G/L | 08/09/2024 | 02/09/2029 | Wells Fargo Bank | Federal Home Loan | | 250,000.00 | | 250,000.00 |
| 13288 | 100 | 3134H1SK0 | Redemption | 08/09/2024 | 02/09/2029 | KINGSWOOD | Federal Home Loan | | 19,899,462.00 | | 19,899,462.00 |
| 13288 | 100 | 3134H1SK0 | Cap G/L | 08/09/2024 | 02/09/2029 | KINGSWOOD | Federal Home Loan | | 100,538.00 | | 100,538.00 |
| 13211 | 100 | 037833CJ7 | Interest | 08/09/2024 | 02/09/2027 | RBC Capital Markets | Apple Inc. | | | 191,100.75 | 191,100.75 |
| 13257 | 100 | 3134H1SK0 | Interest | 08/09/2024 | 02/09/2029 | Wells Fargo Bank | Federal Home Loan | | | 437,500.00 | 437,500.00 |
| 13259 | 100 | 532457CK2 | Interest | 08/09/2024 | 02/09/2029 | Citigroup | ELI LILLY & CO | | | 225,000.00 | 225,000.00 |
| 13259 | 100 | 532457CK2 | Accr Int | 08/09/2024 | 02/09/2029 | Citigroup | ELI LILLY & CO | | 3,750.00 | -3,750.00 | 0.00 |
| 13260 | 100 | 532457CK2 | Interest | 08/09/2024 | 02/09/2029 | Barclays Capital | ELI LILLY & CO | | | 112,500.00 | 112,500.00 |
| 13260 | 100 | 532457CK2 | Accr Int | 08/09/2024 | 02/09/2029 | Barclays Capital | ELI LILLY & CO | | 1,875.00 | -1,875.00 | 0.00 |

**Alameda County Investment Pool
Transaction Activity Report
Sorted by Fund - Transaction Date**

| Investment # | Fund | CUSIP | TransactionType | TransactionDate | MaturityDate | Dealer | Issuer | New Principal | Principal Paydowns | Interest | Total Cash |
|--------------|------|-----------|-----------------|-----------------|--------------|----------------------|----------------------|------------------|-----------------------|-------------|-----------------------|
| 13277 | 100 | 3134H1SK0 | Interest | 08/09/2024 | 02/09/2029 | Wells Fargo Bank | Federal Home Loan | | | 546,875.00 | 546,875.00 |
| 13277 | 100 | 3134H1SK0 | Accr Int | 08/09/2024 | 02/09/2029 | Wells Fargo Bank | Federal Home Loan | | 57,725.69 | -57,725.69 | 0.00 |
| 13288 | 100 | 3134H1SK0 | Interest | 08/09/2024 | 02/09/2029 | KINGSWOOD | Federal Home Loan | | | 437,500.00 | 437,500.00 |
| 13288 | 100 | 3134H1SK0 | Accr Int | 08/09/2024 | 02/09/2029 | KINGSWOOD | Federal Home Loan | | 114,236.11 | -114,236.11 | 0.00 |
| 12014 | 100 | 3137EAEP0 | Interest | 08/12/2024 | 02/12/2025 | Siebert Williams Sha | Federal Home Loan | | | 112,500.00 | 112,500.00 |
| 12015 | 100 | 3137EAEP0 | Interest | 08/12/2024 | 02/12/2025 | Castleoak Securities | Federal Home Loan | | | 75,000.00 | 75,000.00 |
| 12199 | 100 | 3134GWND4 | Interest | 08/12/2024 | 08/12/2025 | J.P. Morgan | Federal Home Loan | | | 45,000.00 | 45,000.00 |
| 12390 | 100 | 459058JS3 | Interest | 08/12/2024 | 02/10/2026 | Piper Jaffary | International Bank R | | | 48,750.00 | 48,750.00 |
| 12391 | 100 | 3130AKXB7 | Interest | 08/12/2024 | 02/11/2026 | TD Securities LLC | Federal Home Loan | | | 29,000.00 | 29,000.00 |
| 12392 | 100 | 3130AKXB7 | Interest | 08/12/2024 | 02/11/2026 | Citigroup | Federal Home Loan | | | 58,000.00 | 58,000.00 |
| 12393 | 100 | 3130AKWAO | Interest | 08/12/2024 | 02/12/2026 | Oppenheimer Inc. | Federal Home Loan | | | 33,800.00 | 33,800.00 |
| 12394 | 100 | 3130AKXQ4 | Interest | 08/12/2024 | 02/12/2026 | Citigroup | Federal Home Loan | | | 45,000.00 | 45,000.00 |
| 12395 | 100 | 3130AKVR4 | Interest | 08/12/2024 | 02/12/2026 | Oppenheimer Inc. | Federal Home Loan | | | 55,000.00 | 55,000.00 |
| 12779 | 100 | 3134GXL44 | Interest | 08/12/2024 | 08/12/2025 | Oppenheimer Inc. | Federal Home Loan | | | 300,000.00 | 300,000.00 |
| 13108 | 100 | 69371RS56 | Interest | 08/12/2024 | 08/10/2026 | TD Securities LLC | PACCAR Financial | | | 75,750.00 | 75,750.00 |
| 13156 | 100 | 458140CD0 | Interest | 08/12/2024 | 02/10/2026 | TD Securities LLC | Intel Corp | | | 553,726.88 | 553,726.88 |
| 13258 | 100 | 3133EP2T1 | Interest | 08/12/2024 | 02/12/2027 | J.P. Morgan | Federal Farm Credit | | | 412,500.00 | 412,500.00 |
| 12942 | 100 | 713448FQ6 | Interest | 08/13/2024 | 02/13/2026 | Siebert Williams Sha | Pepsi Inc. | | | 68,250.00 | 68,250.00 |
| 13282 | 100 | SYS13282 | Interest | 08/13/2024 | 03/13/2025 | Self-Help Federal Cr | Self-Help Federal Cr | | | 911.06 | 911.06 |
| 13345 | 100 | 3135GAU58 | Purchase | 08/14/2024 | 08/14/2028 | Key Bank | Federal National Mtg | 14,775,000.00 | | | -14,775,000.00 |
| 12642 | 100 | 3133ENPG9 | Interest | 08/14/2024 | 02/14/2025 | Castleoak Securities | Federal Farm Credit | | | 131,250.00 | 131,250.00 |
| 13347 | 100 | 30303M8S4 | Purchase | 08/15/2024 | 08/15/2029 | J.P. Morgan | Meta Platforms Inc | 24,941,916.67 | | | -24,941,916.67 |
| 11815 | 100 | 3130AGWK7 | Redemption | 08/15/2024 | 08/15/2024 | Wells Fargo Bank | Federal Home Loan | | 12,000,000.00 | | 12,000,000.00 |
| 11816 | 100 | 3130AGWK7 | Redemption | 08/15/2024 | 08/15/2024 | Castleoak Securities | Federal Home Loan | | 20,000,000.00 | | 20,000,000.00 |
| 11817 | 100 | 3130AGWK7 | Redemption | 08/15/2024 | 08/15/2024 | Williams Capital Gro | Federal Home Loan | | 20,000,000.00 | | 20,000,000.00 |
| 12596 | 100 | 91282CCT6 | Redemption | 08/15/2024 | 08/15/2024 | Wells Fargo Bank | U.S. Treasury | | 50,000,000.00 | | 50,000,000.00 |
| 12606 | 100 | 91282CCT6 | Redemption | 08/15/2024 | 08/15/2024 | Cantor Fitzgerald | U.S. Treasury | | 50,000,000.00 | | 50,000,000.00 |
| 12846 | 100 | 3134GY2K7 | Redemption | 08/15/2024 | 11/15/2024 | Cantor Fitzgerald | Federal Home Loan | | 10,000,000.00 | | 10,000,000.00 |
| 11815 | 100 | 3130AGWK7 | Interest | 08/15/2024 | 08/15/2024 | Wells Fargo Bank | Federal Home Loan | | | 90,000.00 | 90,000.00 |
| 11816 | 100 | 3130AGWK7 | Interest | 08/15/2024 | 08/15/2024 | Castleoak Securities | Federal Home Loan | | | 150,000.00 | 150,000.00 |
| 11817 | 100 | 3130AGWK7 | Interest | 08/15/2024 | 08/15/2024 | Williams Capital Gro | Federal Home Loan | | | 150,000.00 | 150,000.00 |
| 12596 | 100 | 91282CCT6 | Interest | 08/15/2024 | 08/15/2024 | Wells Fargo Bank | U.S. Treasury | | | 93,750.00 | 93,750.00 |
| 12606 | 100 | 91282CCT6 | Interest | 08/15/2024 | 08/15/2024 | Cantor Fitzgerald | U.S. Treasury | | | 93,750.00 | 93,750.00 |
| 12777 | 100 | 194162AM5 | Interest | 08/15/2024 | 08/15/2025 | J.P. Morgan | Colgate Palmolive | | | 46,500.00 | 46,500.00 |
| 12846 | 100 | 3134GY2K7 | Interest | 08/15/2024 | 11/15/2024 | Cantor Fitzgerald | Federal Home Loan | | | 132,750.00 | 132,750.00 |
| 11814 | 100 | 3133EKA63 | Redemption | 08/16/2024 | 08/16/2024 | RBC Capital Markets | Federal Farm Credit | | 10,000,000.00 | | 10,000,000.00 |
| 12556 | 100 | 3130APRU1 | Redemption | 08/16/2024 | 08/16/2024 | Raymond James | Federal Home Loan | | 10,000,000.00 | | 10,000,000.00 |
| 12557 | 100 | 3130APRU1 | Redemption | 08/16/2024 | 08/16/2024 | Piper Jaffary | Federal Home Loan | | 25,000,000.00 | | 25,000,000.00 |
| 12944 | 100 | 3134GYJE3 | Redemption | 08/16/2024 | 08/16/2027 | Oppenheimer Inc. | Federal Home Loan | | 25,000,000.00 | | 25,000,000.00 |
| 11814 | 100 | 3133EKA63 | Interest | 08/16/2024 | 08/16/2024 | RBC Capital Markets | Federal Farm Credit | | | 80,000.00 | 80,000.00 |
| 12556 | 100 | 3130APRU1 | Interest | 08/16/2024 | 08/16/2024 | Raymond James | Federal Home Loan | | | 25,000.00 | 25,000.00 |

**Alameda County Investment Pool
Transaction Activity Report
Sorted by Fund - Transaction Date**

| Investment # | Fund | CUSIP | TransactionType | TransactionDate | MaturityDate | Dealer | Issuer | New Principal | Principal Paydowns | Interest | Total Cash |
|--------------|------|-----------|-----------------|-----------------|--------------|----------------------|----------------------|------------------|-----------------------|--------------|-----------------------|
| 12557 | 100 | 3130APRU1 | Interest | 08/16/2024 | 08/16/2024 | Piper Jaffary | Federal Home Loan | | | 62,500.00 | 62,500.00 |
| 12944 | 100 | 3134GYJE3 | Interest | 08/16/2024 | 08/16/2027 | Oppenheimer Inc. | Federal Home Loan | | | 650,000.00 | 650,000.00 |
| 13264 | 100 | 45906M4X6 | Interest | 08/16/2024 | 02/16/2029 | Oppenheimer Inc. | International Bank R | | | 1,162,500.00 | 1,162,500.00 |
| 12946 | 100 | 3135G06Y4 | Redemption | 08/17/2024 | 02/17/2026 | Citigroup | Federal National Mtg | | 10,000,000.00 | | 10,000,000.00 |
| 13348 | 100 | 17291LUB9 | Purchase | 08/19/2024 | 08/19/2027 | Oppenheimer Inc. | Citigroup | 25,000,000.00 | | | -25,000,000.00 |
| 12016 | 100 | 31422BUS7 | Interest | 08/19/2024 | 02/18/2025 | Castleoak Securities | Federal Home Loan | | | 210,000.00 | 210,000.00 |
| 12397 | 100 | 3130AL3S1 | Interest | 08/19/2024 | 02/17/2026 | Castleoak Securities | Federal Home Loan | | | 31,250.00 | 31,250.00 |
| 12400 | 100 | 45905U5Y6 | Interest | 08/19/2024 | 02/18/2026 | Bank of Montreal | International Bank R | | | 28,500.00 | 28,500.00 |
| 12401 | 100 | 45905U5Y6 | Interest | 08/19/2024 | 02/18/2026 | Bank of Montreal | International Bank R | | | 30,000.00 | 30,000.00 |
| 12486 | 100 | 48128G4R8 | Interest | 08/19/2024 | 08/17/2026 | Oppenheimer Inc. | J.P. Morgan | | | 57,500.00 | 57,500.00 |
| 12645 | 100 | 3130AQUT8 | Interest | 08/19/2024 | 02/17/2027 | Citigroup | Federal Home Loan | | | 100,500.00 | 100,500.00 |
| 12946 | 100 | 3135G06Y4 | Interest | 08/19/2024 | 02/17/2026 | Citigroup | Federal National Mtg | | | 260,000.00 | 260,000.00 |
| 13035 | 100 | 3133EPJX4 | Interest | 08/19/2024 | 02/17/2026 | Wells Fargo Bank | Federal Farm Credit | | | 181,250.00 | 181,250.00 |
| 13037 | 100 | 3133EPKA2 | Interest | 08/19/2024 | 08/18/2025 | Key Bank | Federal Farm Credit | | | 300,000.00 | 300,000.00 |
| 13110 | 100 | 31422X6C1 | Interest | 08/19/2024 | 08/18/2028 | Oppenheimer Inc. | Farmer Mac | | | 643,750.00 | 643,750.00 |
| 13223 | 100 | 3130AQUT8 | Interest | 08/19/2024 | 02/17/2027 | KINGSWOOD | Federal Home Loan | | | 150,750.00 | 150,750.00 |
| 12200 | 100 | 037833DX5 | Interest | 08/20/2024 | 08/20/2025 | Siebert Williams Sha | Apple Inc. | | | 13,750.00 | 13,750.00 |
| 12201 | 100 | 037833DX5 | Interest | 08/20/2024 | 08/20/2025 | Barclays Capital | Apple Inc. | | | 13,750.00 | 13,750.00 |
| 13227 | 100 | 3130ANMHO | Interest | 08/20/2024 | 08/20/2026 | TD Securities LLC | Federal Home Loan | | | 82,500.00 | 82,500.00 |
| 13324 | 100 | 3135GAP70 | Interest | 08/20/2024 | 06/30/2027 | KINGSWOOD | Federal National Mtg | | | 265,000.00 | 265,000.00 |
| 13324 | 100 | 3135GAP70 | Accr Int | 08/20/2024 | 06/30/2027 | KINGSWOOD | Federal National Mtg | | 144,277.78 | -144,277.78 | 0.00 |
| 12947 | 100 | 3133EPBF1 | Redemption | 08/21/2024 | 08/21/2024 | Cantor Fitzgerald | Federal Farm Credit | | 15,500,000.00 | | 15,500,000.00 |
| 12947 | 100 | 3133EPBF1 | Interest | 08/21/2024 | 08/21/2024 | Cantor Fitzgerald | Federal Farm Credit | | | 377,812.50 | 377,812.50 |
| 13265 | 100 | 45950VSX5 | Interest | 08/21/2024 | 02/21/2029 | Wells Fargo Bank | IFCDN | | | 1,227,500.00 | 1,227,500.00 |
| 13319 | 100 | 3130B1GA9 | Interest | 08/21/2024 | 08/21/2029 | Raymond James | Federal Home Loan | | | 314,375.00 | 314,375.00 |
| 12069 | 100 | 458140BP4 | Redemption | 08/22/2024 | 03/25/2025 | J.P. Morgan | Intel Corp | | 9,984,500.00 | | 9,984,500.00 |
| 12069 | 100 | 458140BP4 | Cap G/L | 08/22/2024 | 03/25/2025 | J.P. Morgan | Intel Corp | | -97,900.00 | | -97,900.00 |
| 13156 | 100 | 458140CD0 | Redemption | 08/22/2024 | 02/10/2026 | TD Securities LLC | Intel Corp | | 22,426,222.40 | | 22,426,222.40 |
| 13156 | 100 | 458140CD0 | Cap G/L | 08/22/2024 | 02/10/2026 | TD Securities LLC | Intel Corp | | 256,020.59 | | 256,020.59 |
| 12069 | 100 | 458140BP4 | Interest | 08/22/2024 | 03/25/2025 | J.P. Morgan | Intel Corp | | | 138,833.33 | 138,833.33 |
| 13156 | 100 | 458140CD0 | Interest | 08/22/2024 | 02/10/2026 | TD Securities LLC | Intel Corp | | | 36,915.13 | 36,915.13 |
| 13213 | 100 | 023135BC9 | Interest | 08/22/2024 | 08/22/2027 | Raymond James | Amazon | | | 254,488.50 | 254,488.50 |
| 13266 | 100 | 45906M4Y4 | Interest | 08/22/2024 | 02/21/2029 | Academy Securities | International Bank R | | | 1,227,500.00 | 1,227,500.00 |
| 13267 | 100 | 3130B04Z9 | Interest | 08/22/2024 | 02/22/2028 | Siebert Williams Sha | Federal Home Loan | | | 1,265,000.00 | 1,265,000.00 |
| 13275 | 100 | 023135BC9 | Interest | 08/22/2024 | 08/22/2027 | US BANK | Amazon | | | 283,500.00 | 283,500.00 |
| 13275 | 100 | 023135BC9 | Accr Int | 08/22/2024 | 08/22/2027 | US BANK | Amazon | | 9,450.00 | -9,450.00 | 0.00 |
| 13332 | 100 | 023135BC9 | Interest | 08/22/2024 | 08/22/2027 | KINGSWOOD | Amazon | | | 236,250.00 | 236,250.00 |
| 13332 | 100 | 023135BC9 | Accr Int | 08/22/2024 | 08/22/2027 | KINGSWOOD | Amazon | | 162,750.00 | -162,750.00 | 0.00 |
| 12572 | 100 | 3130APUP8 | Redemption | 08/23/2024 | 08/23/2024 | Key Bank | Federal Home Loan | | 25,000,000.00 | | 25,000,000.00 |
| 12572 | 100 | 3130APUP8 | Interest | 08/23/2024 | 08/23/2024 | Key Bank | Federal Home Loan | | | 93,750.00 | 93,750.00 |
| 12496 | 100 | 3130ANWG1 | Redemption | 08/26/2024 | 08/26/2024 | Raymond James | Federal Home Loan | | 25,000,000.00 | | 25,000,000.00 |

Portfolio POOL

RC

TA (PRF_TA) 7.3.11

Report Ver. 7.3.11

**Alameda County Investment Pool
Transaction Activity Report
Sorted by Fund - Transaction Date**

| Investment # | Fund | CUSIP | TransactionType | TransactionDate | MaturityDate | Dealer | Issuer | New Principal | Principal Paydowns | Interest | Total Cash |
|--------------|------|-----------|-----------------|-----------------|--------------|----------------------|----------------------|------------------|-----------------------|--------------|-----------------------|
| 12859 | 100 | 3134GY4G4 | Redemption | 08/26/2024 | 08/26/2024 | Raymond James | Federal Home Loan | | 25,000,000.00 | | 25,000,000.00 |
| 13044 | 100 | 31422X3G5 | Redemption | 08/26/2024 | 05/26/2028 | Oppenheimer Inc. | Farmer Mac | | 15,000,000.00 | | 15,000,000.00 |
| 12209 | 100 | 3135G05X7 | Interest | 08/26/2024 | 08/25/2025 | Barclays Capital | Federal National Mtg | | | 28,125.00 | 28,125.00 |
| 12210 | 100 | 3135G05X7 | Interest | 08/26/2024 | 08/25/2025 | Blaylock Robert Vans | Federal National Mtg | | | 18,750.00 | 18,750.00 |
| 12403 | 100 | 3130ALEM2 | Interest | 08/26/2024 | 02/25/2026 | Citigroup | Federal Home Loan | | | 59,250.00 | 59,250.00 |
| 12406 | 100 | 3130AKZ25 | Interest | 08/26/2024 | 02/26/2026 | Bank of Montreal | Federal Home Loan | | | 32,500.00 | 32,500.00 |
| 12494 | 100 | 3130ANSC5 | Interest | 08/26/2024 | 08/26/2026 | Piper Jaffary | Federal Home Loan | | | 75,000.00 | 75,000.00 |
| 12495 | 100 | 3130ANWK2 | Interest | 08/26/2024 | 02/26/2025 | Barclays Capital | Federal Home Loan | | | 81,250.00 | 81,250.00 |
| 12496 | 100 | 3130ANWG1 | Interest | 08/26/2024 | 08/26/2024 | Raymond James | Federal Home Loan | | | 62,500.00 | 62,500.00 |
| 12647 | 100 | 3130AQVM2 | Interest | 08/26/2024 | 02/25/2025 | Piper Jaffary | Federal Home Loan | | | 87,500.00 | 87,500.00 |
| 12648 | 100 | 3130AQUY7 | Interest | 08/26/2024 | 02/25/2027 | Raymond James | Federal Home Loan | | | 102,500.00 | 102,500.00 |
| 12785 | 100 | 31422XE40 | Interest | 08/26/2024 | 02/24/2025 | Castleoak Securities | Farmer Mac | | | 300,000.00 | 300,000.00 |
| 12859 | 100 | 3134GY4G4 | Interest | 08/26/2024 | 08/26/2024 | Raymond James | Federal Home Loan | | | 627,500.00 | 627,500.00 |
| 13022 | 100 | 3130AL5A8 | Interest | 08/26/2024 | 02/26/2027 | TD Securities LLC | Federal Home Loan | | | 73,012.50 | 73,012.50 |
| 13044 | 100 | 31422X3G5 | Interest | 08/26/2024 | 05/26/2028 | Oppenheimer Inc. | Farmer Mac | | | 187,500.00 | 187,500.00 |
| 13045 | 100 | 3133EPLC7 | Interest | 08/26/2024 | 02/26/2026 | Daiwa Capital market | Federal Farm Credit | | | 206,250.00 | 206,250.00 |
| 13177 | 100 | 3130ANLF5 | Interest | 08/26/2024 | 08/24/2027 | Piper Jaffary | Federal Home Loan | | | 52,500.00 | 52,500.00 |
| 13224 | 100 | 3130ALGL2 | Interest | 08/26/2024 | 02/26/2027 | Key Bank | Federal Home Loan | | | 278,750.00 | 278,750.00 |
| 13268 | 100 | 3130B05B1 | Interest | 08/26/2024 | 08/26/2027 | Blaylock Robert Vans | Federal Home Loan | | | 1,252,500.00 | 1,252,500.00 |
| 13269 | 100 | 17275RBR2 | Interest | 08/26/2024 | 02/26/2029 | Blaylock Robert Vans | Cisco Systems | | | 97,000.00 | 97,000.00 |
| 13271 | 100 | 17275RBP6 | Interest | 08/26/2024 | 02/26/2026 | Barclays Capital | Cisco Systems | | | 245,000.00 | 245,000.00 |
| 13272 | 100 | 17275RBR2 | Interest | 08/26/2024 | 02/26/2029 | Citigroup | Cisco Systems | | | 363,750.00 | 363,750.00 |
| 13273 | 100 | 17275RBO4 | Interest | 08/26/2024 | 02/26/2027 | Wells Fargo Bank | Cisco Systems | | | 480,000.00 | 480,000.00 |
| 13310 | 100 | 3130ALCE2 | Interest | 08/26/2024 | 02/26/2027 | KINGSWOOD | Federal Home Loan | | | 46,000.00 | 46,000.00 |
| 13310 | 100 | 3130ALCE2 | Accr Int | 08/26/2024 | 02/26/2027 | KINGSWOOD | Federal Home Loan | | 16,355.56 | -16,355.56 | 0.00 |
| 13311 | 100 | 3130ALED2 | Interest | 08/26/2024 | 02/24/2027 | KINGSWOOD | Federal Home Loan | | | 76,500.00 | 76,500.00 |
| 13311 | 100 | 3130ALED2 | Accr Int | 08/26/2024 | 02/24/2027 | KINGSWOOD | Federal Home Loan | | 28,050.00 | -28,050.00 | 0.00 |
| 12211 | 100 | 3136G42F9 | Interest | 08/27/2024 | 08/27/2025 | Oppenheimer Inc. | Federal National Mtg | | | 31,250.00 | 31,250.00 |
| 12414 | 100 | 45906M2L4 | Interest | 08/27/2024 | 02/24/2026 | Oppenheimer Inc. | International Bank R | | | 48,750.00 | 48,750.00 |
| 13118 | 100 | 3134H1AE3 | Redemption | 08/28/2024 | 08/28/2026 | Raymond James | Federal Home Loan | | 15,000,000.00 | | 15,000,000.00 |
| 13198 | 100 | 89115BMD9 | Redemption | 08/28/2024 | 08/28/2024 | TD Securities LLC | Toronto Dominion | | 100,000,000.00 | | 100,000,000.00 |
| 12652 | 100 | 3130AQT78 | Interest | 08/28/2024 | 02/28/2025 | Wells Fargo Bank | Federal Home Loan | | | 131,250.00 | 131,250.00 |
| 12786 | 100 | 3134GXR63 | Interest | 08/28/2024 | 08/28/2025 | Wells Fargo Bank | Federal Home Loan | | | 405,000.00 | 405,000.00 |
| 12787 | 100 | 3130ASZD4 | Interest | 08/28/2024 | 08/28/2025 | Citigroup | Federal Home Loan | | | 309,750.00 | 309,750.00 |
| 12788 | 100 | 3134GXT87 | Interest | 08/28/2024 | 02/28/2025 | Oppenheimer Inc. | Federal Home Loan | | | 500,000.00 | 500,000.00 |
| 12789 | 100 | 3130ASYZ6 | Interest | 08/28/2024 | 08/28/2025 | Raymond James | Federal Home Loan | | | 500,000.00 | 500,000.00 |
| 12790 | 100 | 3134GXS88 | Interest | 08/28/2024 | 02/28/2025 | Siebert Williams Sha | Federal Home Loan | | | 200,000.00 | 200,000.00 |
| 12791 | 100 | 3134GXS88 | Interest | 08/28/2024 | 02/28/2025 | Union Bank of Califo | Federal Home Loan | | | 200,000.00 | 200,000.00 |
| 12792 | 100 | 3134GXW34 | Interest | 08/28/2024 | 08/28/2025 | TD Securities LLC | Federal Home Loan | | | 425,000.00 | 425,000.00 |
| 12806 | 100 | 3130ASYR4 | Interest | 08/28/2024 | 08/28/2025 | Cantor Fitzgerald | Federal Home Loan | | | 500,000.00 | 500,000.00 |
| 12849 | 100 | 3135G06V0 | Interest | 08/28/2024 | 08/28/2025 | Wells Fargo Bank | Federal National Mtg | | | 412,500.00 | 412,500.00 |

**Alameda County Investment Pool
Transaction Activity Report
Sorted by Fund - Transaction Date**

| Investment # | Fund | CUSIP | TransactionType | TransactionDate | MaturityDate | Dealer | Issuer | New Principal | Principal Paydowns | Interest | Total Cash |
|--------------------------------|------|-----------|-----------------|-----------------|--------------|----------------------|-------------------|-----------------------|-----------------------|----------------------|-----------------------|
| 12918 | 100 | 3134GXR63 | Interest | 08/28/2024 | 08/28/2025 | Barclays Capital | Federal Home Loan | | | 202,500.00 | 202,500.00 |
| 12953 | 100 | 3130AV7L0 | Interest | 08/28/2024 | 02/28/2025 | Wells Fargo Bank | Federal Home Loan | | | 475,000.00 | 475,000.00 |
| 12954 | 100 | 3130AV7L0 | Interest | 08/28/2024 | 02/28/2025 | Siebert Williams Sha | Federal Home Loan | | | 625,000.00 | 625,000.00 |
| 12991 | 100 | 3134GXR63 | Interest | 08/28/2024 | 08/28/2025 | KINGSWOOD | Federal Home Loan | | | 101,250.00 | 101,250.00 |
| 13097 | 100 | 3134GXS47 | Interest | 08/28/2024 | 08/28/2025 | KINGSWOOD | Federal Home Loan | | | 147,000.00 | 147,000.00 |
| 13118 | 100 | 3134H1AE3 | Interest | 08/28/2024 | 08/28/2026 | Raymond James | Federal Home Loan | | | 412,500.00 | 412,500.00 |
| 13181 | 100 | 3130ASZD4 | Interest | 08/28/2024 | 08/28/2025 | Citigroup | Federal Home Loan | | | 516,250.00 | 516,250.00 |
| 13197 | 100 | 3130AXW38 | Interest | 08/28/2024 | 08/28/2028 | Piper Jaffary | Federal Home Loan | | | 648,125.00 | 648,125.00 |
| 13198 | 100 | 89115BMD9 | Interest | 08/28/2024 | 08/28/2024 | TD Securities LLC | Toronto Dominion | | | 4,323,111.10 | 4,323,111.10 |
| 13349 | 100 | 06406RAD9 | Purchase | 08/29/2024 | 05/16/2027 | KINGSWOOD | Bank of NY | 9,868,386.11 | | | -9,868,386.11 |
| 12409 | 100 | 91282CBQ3 | Interest | 09/03/2024 | 02/28/2026 | Citigroup | U.S. Treasury | | | 62,500.00 | 62,500.00 |
| 12635 | 100 | 89788JAA7 | Interest | 09/10/2024 | 03/10/2025 | Union Bank of Califo | Truist Bank | | | 75,000.00 | 75,000.00 |
| Totals for General Fund | | | | | | | | 101,388,492.78 | 600,607,313.13 | 33,966,406.75 | 533,185,227.10 |
| Grand Total | | | | | | | | 101,388,492.78 | 600,607,313.13 | 33,966,406.75 | 533,185,227.10 |