



TREASURER - TAX COLLECTOR

HENRY C. LEVY
TREASURER - TAX COLLECTOR

December 29, 2023

The Honorable Board of Supervisors
County of Alameda
1221 Oak Street, 5th Floor
Oakland, CA 94612

SUBJECT: INVESTMENT REPORT – November 2023

Dear Board Members:

RECOMMENDATIONS:

Accept the Treasurer-Tax Collector’s November 2023 Investment Report.

DISCUSSION/SUMMARY:

In accordance with the Treasurer’s investment policy, submitted herewith is a report of the cash pool investments for the month of November 2023. Enclosed with this report is a detailed composition of all outstanding investments by securities category as of November 30, 2023. This report reflects the market value and cost of purchase. All investments in the Treasurer’s investment portfolio conform to the statutory requirements of Government Code Section 53601 et. seq., authorities delegated by the County Board of Supervisors and the Treasurer’s investment policy.

As of November 30, 2023

Treasurer’s Investment Pool – Book Value	\$ 10,399,577,593
Treasurer’s Investment Pool – Market Value	10,237,418,850
Total Cash in Bank	79,060,386
Total interest received during the month	17,886,670
Average Maturity of the portfolio	509 days
Annualized cash basis rate of return for the month	2.22%

Liquidity Summary of the Portfolio as of November 30, 2023

Maturity	Amount	Percentage Held
1 to 90 days	\$ 2,540,248,735	24.43%
91 to 365 days	3,073,480,760	29.55%
2 years	2,167,096,351	20.84%
3 years	1,218,208,404	11.71%
4 years	569,648,952	5.48%
5+ years	830,894,392	7.99%
Total	\$10,399,577,593	100.00%

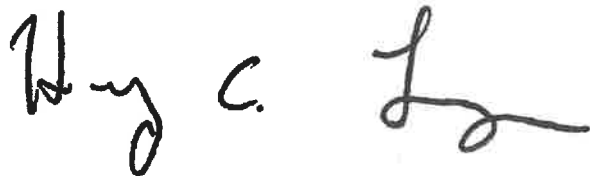
Conclusion

Based on investment activity during the month of November 2023, the Treasurer expects to meet all operating cash needs for the pool participants within the next six months from the portfolio's most liquid assets and current revenues. For your review, a copy of the Investment Status Report and transaction details for the month of November 2023 is attached and on file with the Office of the Clerk of the Board of Supervisors.

Vision 2026 Goal:

The Investment Report meets the 10x goal of **Accessible Infrastructure** in support of our shared vision of **Prosperous and Vibrant Economy**.

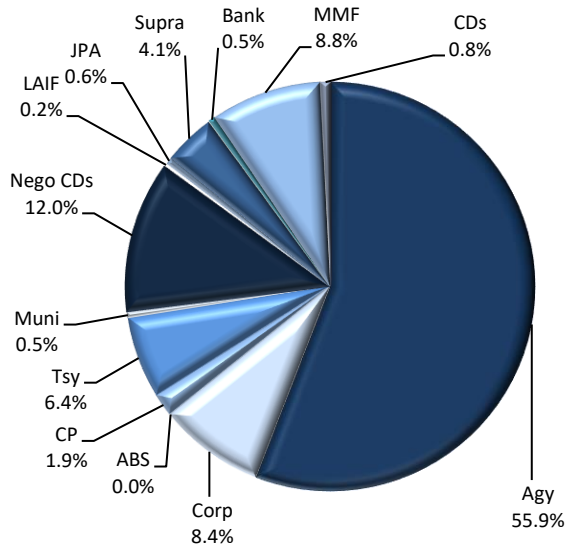
Very truly yours,

A handwritten signature in black ink, appearing to read "Henry C. Levy". The signature is written in a cursive style with a large initial "H" and a long horizontal stroke at the end.

Henry C. Levy
Treasurer – Tax Collector

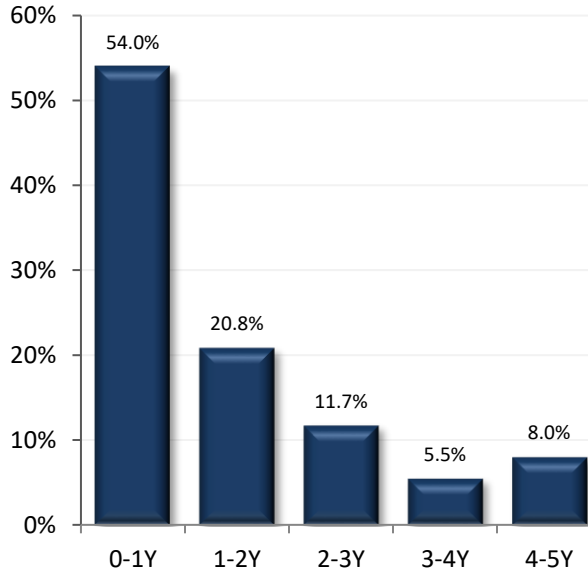
cc: Susan Muranishi, County Administrator
Melissa Wilk, Auditor-Controller
School District and Special District Participants
Members of the Treasury Oversight Committee

SECTOR ALLOCATION



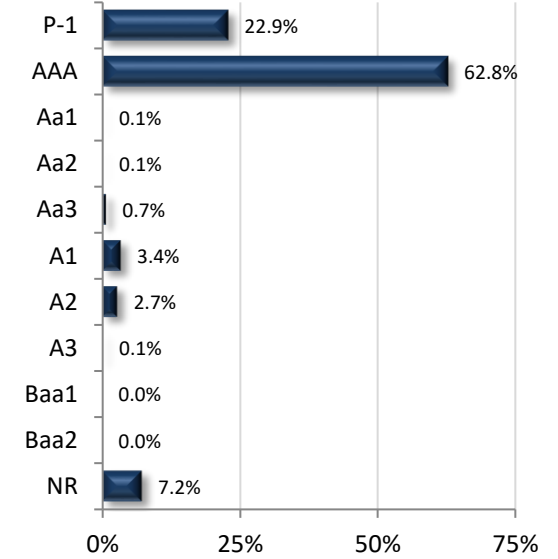
Per Book Value

MATURITY DISTRIBUTION



Per Book Value

CREDIT QUALITY (MOODY'S)



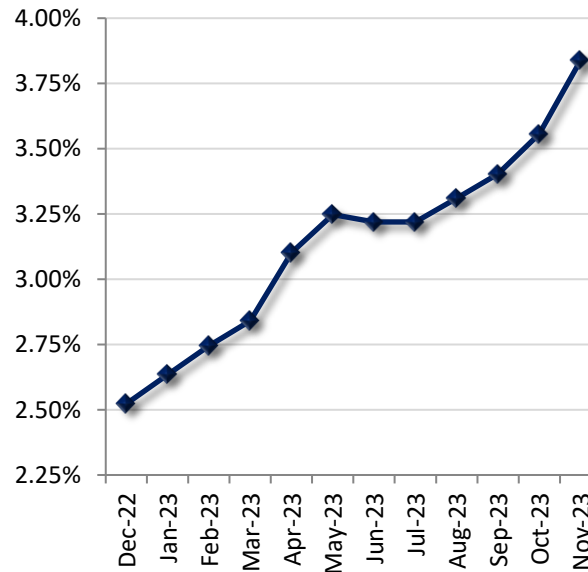
NR: Not Rated

ACCOUNT SUMMARY

	11/30/23	10/31/23
Market Value	\$10,237,418,850	\$9,050,334,921
Book Value*	\$10,399,577,593	\$9,273,925,332
Unrealized G/L	-\$162,158,743	-\$223,590,410
Par Value	\$10,473,429,000	\$9,329,354,000
Net Asset Value	\$98.441	\$97.589
Book Yield	3.84%	3.56%
Years to Maturity	1.39	1.49
Effective Duration	1.10	1.20

*Book Value is not Amortized

PORTFOLIO BOOK YIELD HISTORY



TOP ISSUERS

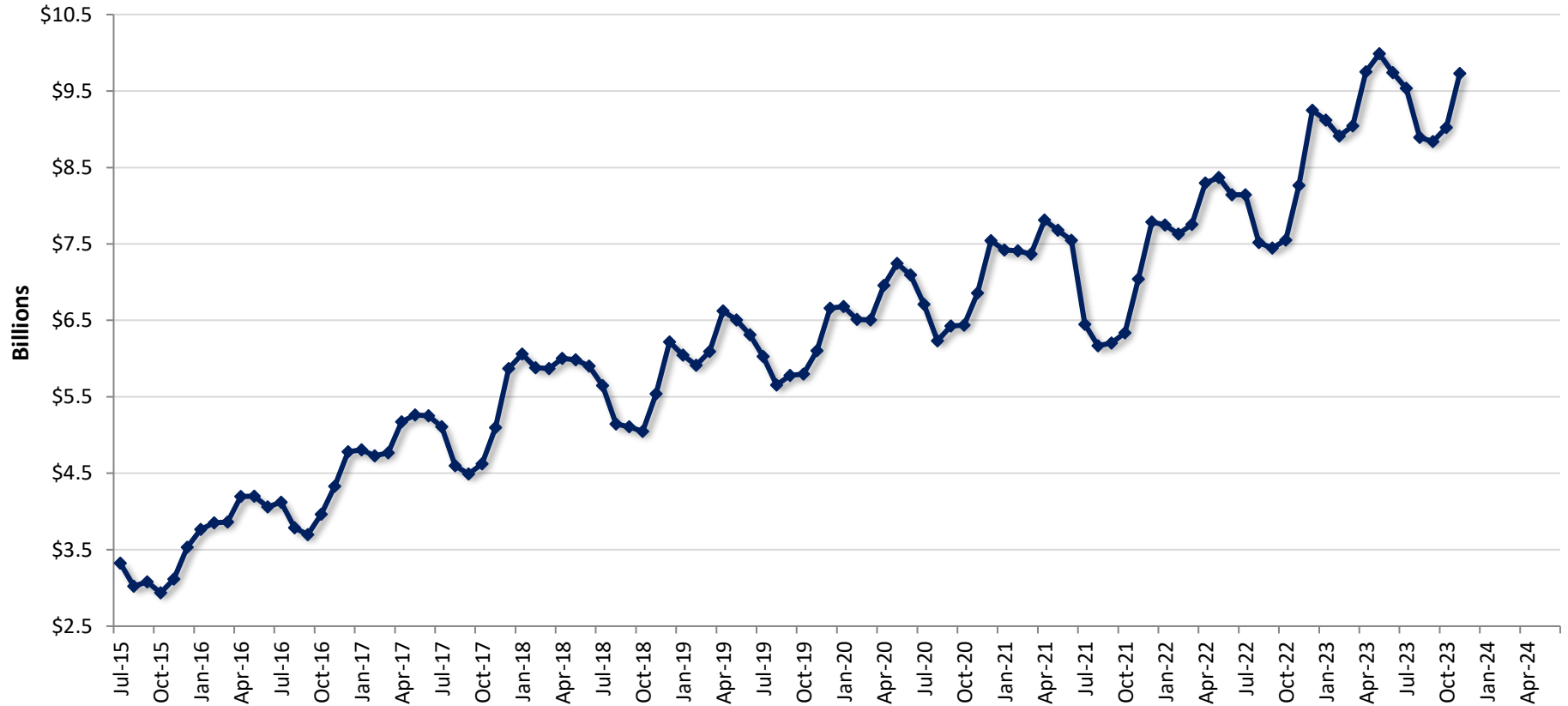
Issuer	% Portfolio
Federal Home Loan Bank	21.8%
Federal Home Loan Mtg Corp	12.1%
Federal Home Loan Bk Disc Note	7.0%
Federal National Mtg Assn	5.4%
Bank of Montreal	5.3%
Farmer Mac	5.1%
U.S. Treasury	5.0%
Natixis North America	4.8%
Federal Farm Credit Bank	4.5%
Federated Fund 117	3.0%
State Street Institutional US	2.9%
Western Asset Govt 4512	2.8%
International Bank Recon & D	2.5%
Toyota Motor Credit Corp	2.3%
Royal Bank CN	1.4%

Per Book Value

Item / Sector	Parameters	In Compliance
Weighted Average Maturity	Maximum WAM of 3.0 years	Yes 1.39 yrs
U.S. Treasury and Federal Agency Obligations	No sector limit; no issuer limit; max maturity 5 years	Yes 62.3%
Debt Issued by State of CA and Local Agencies within the State	20% limit; 5% issuer limit; Minimum rating of A by at least one NRSRO; max maturity 5 years	Yes 0.5%
LAIF	Maximum amount permitted by LAIF (currently \$75 million limit)	Yes \$22 Mil
Joint Powers Authority (CAMP)	Max Limit: Twice the limit of LAIF deposits (currently \$150 million limit)	Yes \$20 Mil
Joint Powers Authority (CalTrust)	Max Limit: Twice the limit of LAIF deposits (currently \$150 million limit)	Yes \$40 Mil
Money Market Mutual Funds	20% limit; 10% per fund limit; SEC registered with stable NAV; Rated AAAM or equivalent by at least two of the three rating agencies or meet advisor requirements	Yes 8.8%
Commercial Paper (Includes Asset Backed)	25% sector limit; 10% combined issuer limit; Max maturity of 270 days; Rated A-1, P-1, or F-1; Total assets over \$500mm; Asset Backed CP Must have program-wide credit enhancements	Yes 1.9%
Negotiable CDs	30% limit; 10% combined issuer limit; Minimum rating of A by rating agency if issued by domestic bank; Minimum rating of AA if a U.S. branch of a foreign bank; Max maturity of 1 year	Yes 12.0%
Collateralized/FDIC - Insured Time Deposits	Time deposits with banks and savings and loans associations located with the State, collateralized according to Government code	Yes 0.8%
Collateralized Money Market Bank Accounts	Deposit funds in interest-bearing active collateralized money market bank accounts	Yes 0.5%
Medium-Term Notes	30% limit; 10% combined issuer limit, Max maturity 5 years; Minimum rating of A or better by two NRSRO's	Yes 8.4%
Asset-Backed Securities	20% limit; 5% issuer limit; Max maturity of 5 years; Minimum rating of AA or better by rating agency	Yes 0.0%
Repurchase Agreement	20% limit; Max maturity of 180 days; Must have 102% collateral; Collateral of agency and treasuries with final maturity not to exceed 5 years	Yes 0.0%
Supranationals	30% limit; 15% issuer limit; Only IBRD, IFC, IADB; Max Maturity 5 years; Minimum rating of AA by a rating agency; max maturity of 5 years	Yes 4.1%
Floaters, Structured Notes, Derivatives	15% limit for treasuries, agencies, and munis	Yes 0.0%

Historical Book Values
11/30/2023

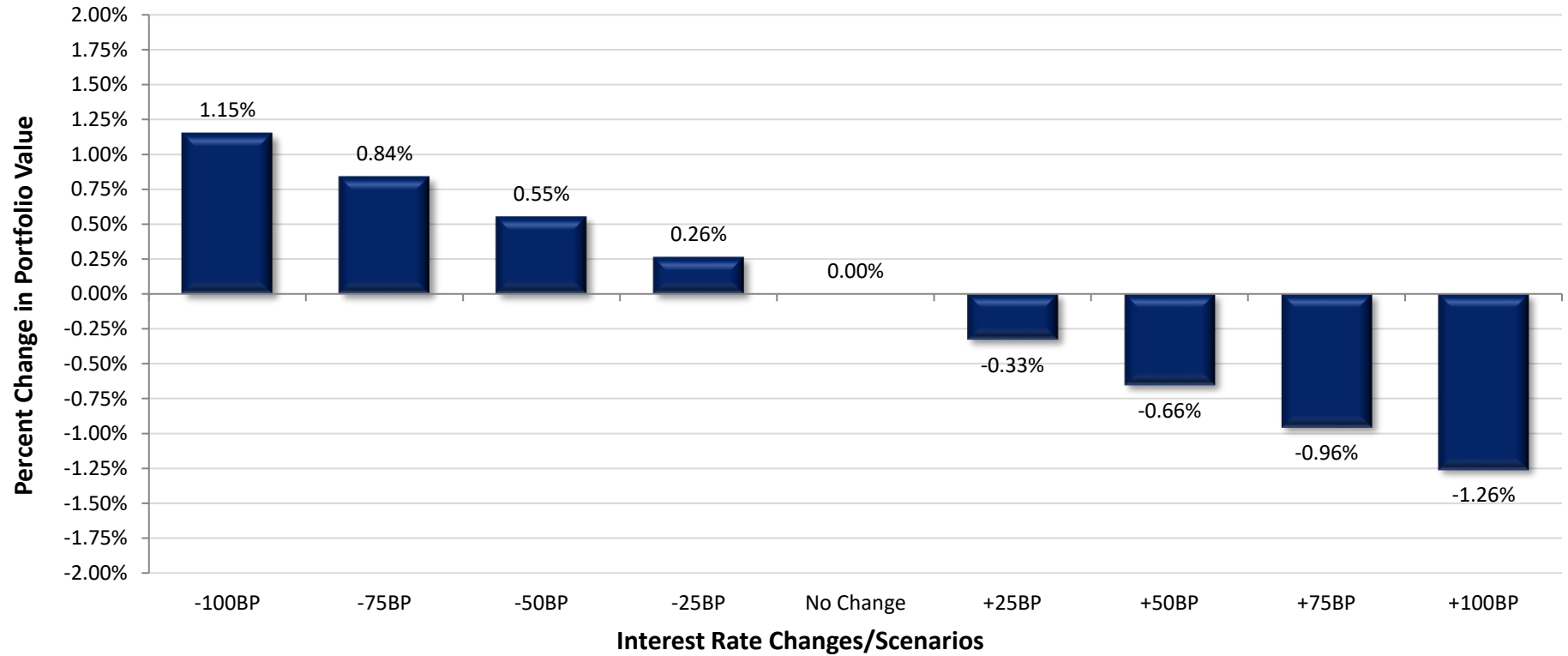
County of Alameda



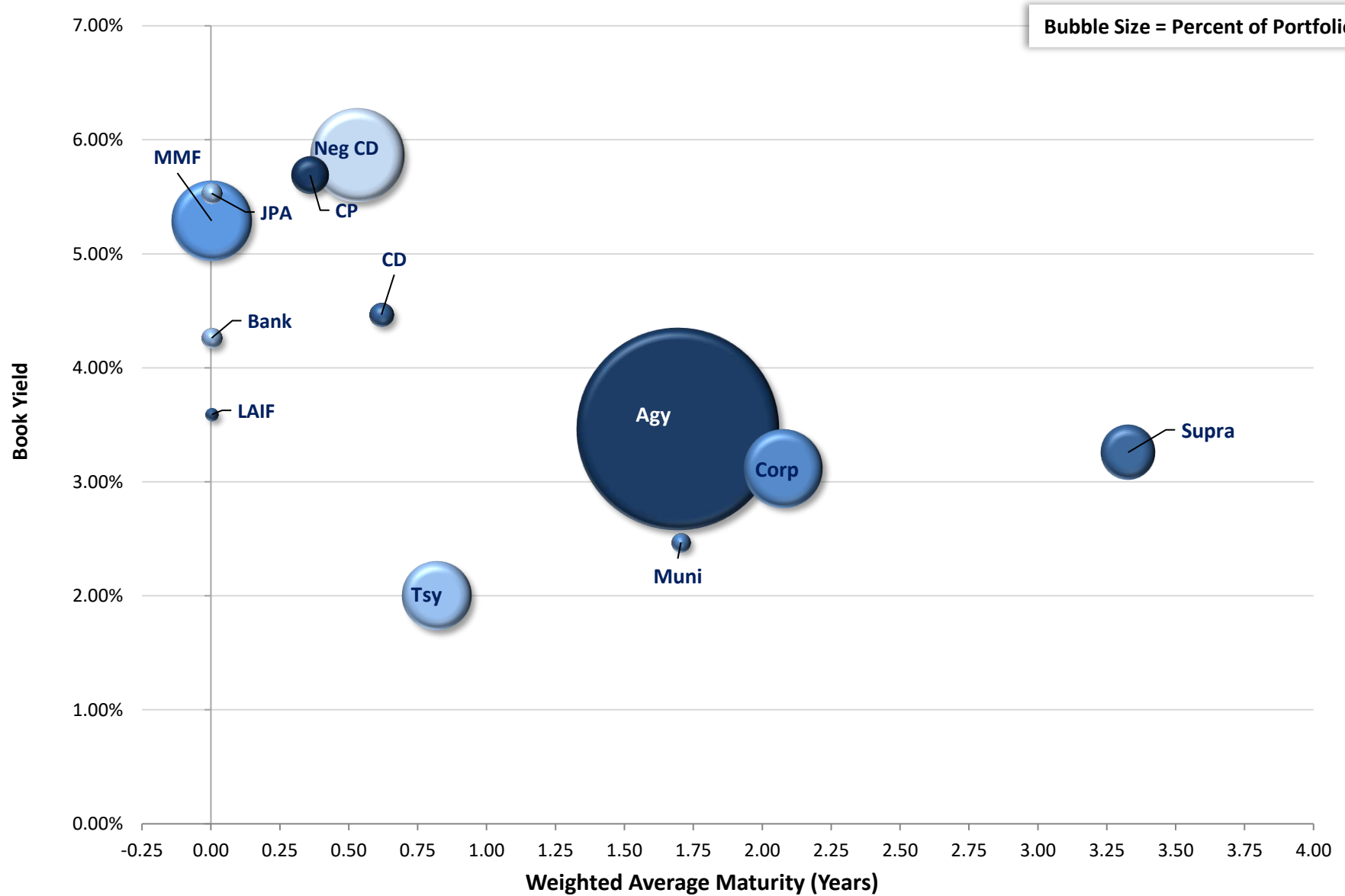
	Jul	Aug	Sep	Oct	Nov	Dec	Jan	Feb	Mar	Apr	May	Jun
Fiscal Year 2016	\$3.325	\$3.023	\$3.078	\$2.936	\$3.117	\$3.530	\$3.747	\$3.852	\$3.862	\$4.195	\$4.199	\$4.060
Fiscal Year 2017	\$4.120	\$3.786	\$3.698	\$3.962	\$4.328	\$4.781	\$4.807	\$4.726	\$4.767	\$5.174	\$5.263	\$5.253
Fiscal Year 2018	\$5.107	\$4.600	\$4.490	\$4.625	\$5.096	\$5.818	\$6.011	\$5.881	\$5.868	\$6.002	\$5.984	\$5.901
Fiscal Year 2019	\$5.648	\$5.146	\$5.108	\$5.047	\$5.540	\$6.217	\$6.047	\$5.912	\$6.093	\$6.626	\$6.507	\$6.311
Fiscal Year 2020	\$6.029	\$5.655	\$5.782	\$5.797	\$6.103	\$6.658	\$6.682	\$6.513	\$6.507	\$6.958	\$7.246	\$7.096
Fiscal Year 2021	\$6.711	\$6.231	\$6.426	\$6.439	\$6.857	\$7.543	\$7.422	\$7.412	\$7.369	\$7.811	\$7.680	\$7.546
Fiscal Year 2022	\$6.449	\$6.168	\$6.204	\$6.335	\$7.041	\$7.786	\$7.749	\$7.630	\$7.753	\$8.296	\$8.370	\$8.141
Fiscal Year 2023	\$8.142	\$7.519	\$7.446	\$7.549	\$8.265	\$9.247	\$9.120	\$8.912	\$9.045	\$9.752	\$9.988	\$9.740
Fiscal Year 2024	\$9.536	\$8.892	\$8.841	\$9.024	\$9.731							

Figures in Billions, Average Daily Balance

Instantaneous Interest Rate Changes and Approximate Change in Portfolio's Market Value

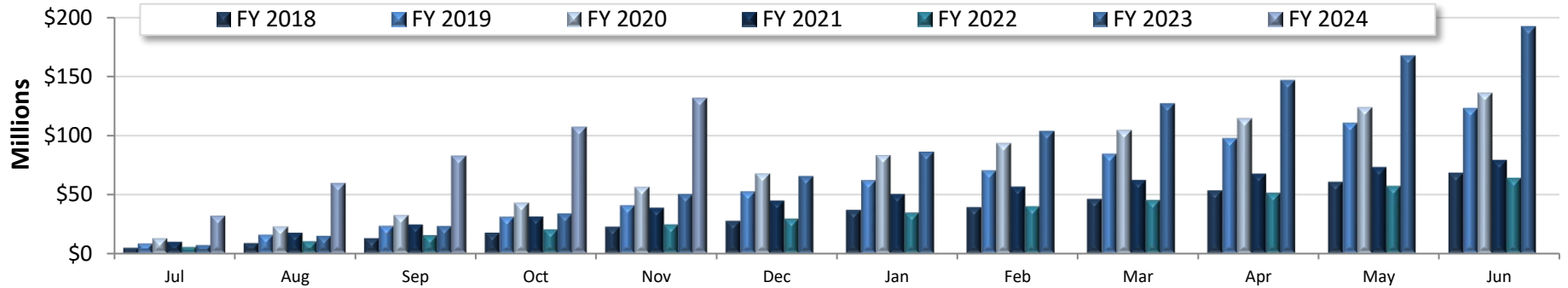


Int. Rate Change	Portfolio Value	Value Change	Percent Change
-100 Basis Points	\$10,355,149,166	\$117,730,317	1.15%
-75 Basis Points	\$10,323,361,981	\$85,943,131	0.84%
-50 Basis Points	\$10,293,929,402	\$56,510,552	0.55%
-25 Basis Points	\$10,264,496,822	\$27,077,973	0.26%
No Change	\$10,237,418,850	\$0	0.00%
+25 Basis Points	\$10,203,881,065	-\$33,537,784	-0.33%
+50 Basis Points	\$10,170,343,281	-\$67,075,568	-0.66%
+75 Basis Points	\$10,139,385,327	-\$98,033,523	-0.96%
+100 Basis Points	\$10,108,427,372	-\$128,991,478	-1.26%



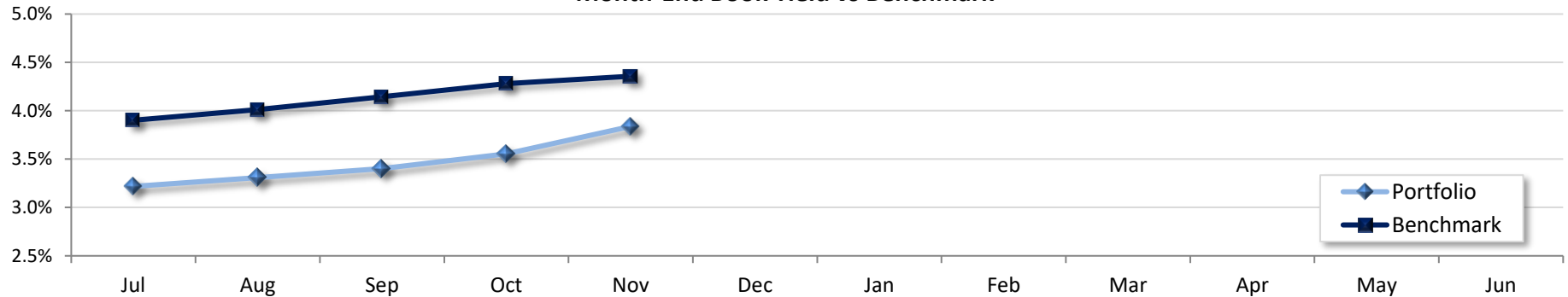
*Note: Excludes Cash Balance

Fiscal Year-to-Date Earnings



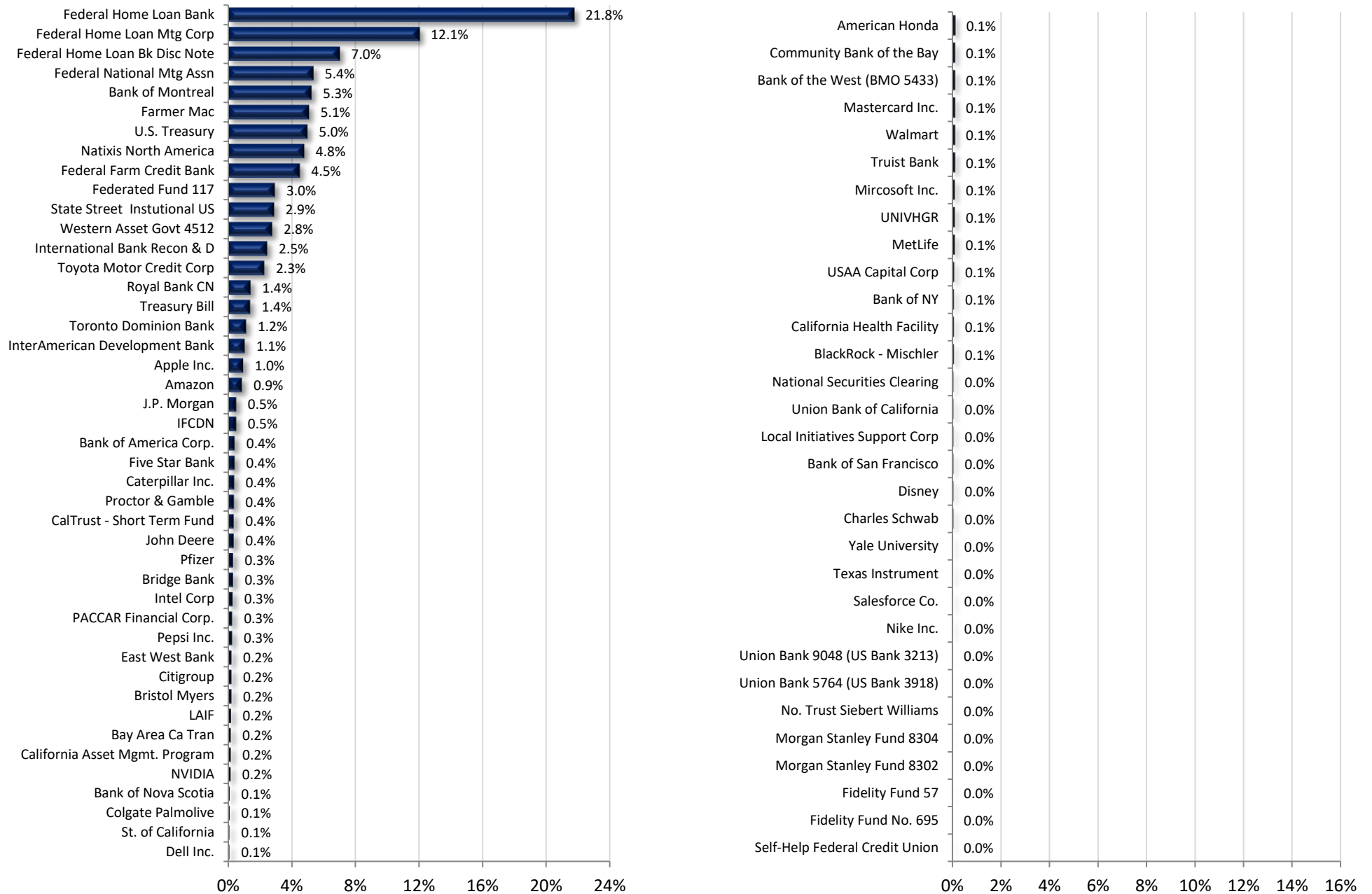
FYTD	Jul	Aug	Sep	Oct	Nov	Dec	Jan	Feb	Mar	Apr	May	Jun	FY Return
FY 2018	\$4.6	\$8.7	\$12.8	\$17.3	\$22.4	\$27.3	\$36.5	\$38.8	\$45.9	\$53.0	\$60.3	\$67.8	1.80%
FY 2019	\$8.4	\$15.8	\$23.5	\$31.1	\$40.7	\$52.6	\$62.1	\$70.3	\$84.4	\$97.7	\$110.6	\$123.0	2.29%
FY 2020	\$12.7	\$22.7	\$32.4	\$42.8	\$56.2	\$67.5	\$83.2	\$93.3	\$104.2	\$114.2	\$123.6	\$135.9	1.56%
FY 2021	\$9.9	\$17.5	\$24.4	\$31.0	\$38.5	\$44.5	\$50.1	\$56.3	\$61.7	\$67.1	\$72.6	\$78.7	0.95%
FY 2022	\$5.3	\$10.2	\$15.4	\$20.3	\$24.5	\$29.3	\$34.3	\$39.5	\$45.0	\$50.9	\$56.8	\$63.4	1.18%
FY 2023	\$7.1	\$14.9	\$23.2	\$33.8	\$50.4	\$65.6	\$86.0	\$103.7	\$127.1	\$146.8	\$167.5	\$192.1	2.20%
FY 2024	\$32.0	\$59.7	\$82.7	\$107.2	\$131.8								

Month-End Book Yield vs Benchmark



	Jul	Aug	Sep	Oct	Nov	Dec	Jan	Feb	Mar	Apr	May	Jun
Month-End Book Yield	3.22%	3.31%	3.40%	3.56%	3.84%							
Benchmark	3.90%	4.01%	4.14%	4.28%	4.36%							
Variance	-0.68%	-0.70%	-0.74%	-0.72%	-0.52%							

Benchmark: ICE BofAML Indices 30MMA 10% 1-5yr Tsy, 35% 1-5yr Agy, 5% 1-5yr A-AAA Ex Yankee Corp, and 6MMA 10% 0-1yr Tsy, 20% 0-1yr Agy, 20% 0-1yr A-AAA Corp



**Alameda County Investment Pool
Portfolio Management
Portfolio Summary
November 30, 2023**

Investments	Par Value	Market Value	Book Value	% of Portfolio	Days to Maturity	YTM 365 Equiv.
Non-Negotiable CDs	80,230,000.00	80,230,000.00	80,230,000.00	0.77	226	4.466
Local Agency Investment Funds	22,000,000.00	22,000,000.00	22,000,000.00	0.21	1	3.590
Joint Powers Authority	60,000,000.00	60,000,000.00	60,000,000.00	0.58	1	5.530
Money Market Mutual Funds	912,000,000.00	912,000,000.00	912,000,000.00	8.77	1	5.290
Money Market Bank Accounts	57,000,000.00	57,000,000.00	57,000,000.00	0.55	1	4.261
Negotiable CDs	1,250,000,000.00	1,251,158,000.00	1,250,000,000.00	12.02	194	5.860
Corporate Notes	878,928,000.00	847,566,133.36	871,201,328.59	8.38	758	3.116
Washington Supranational Obligation	434,500,000.00	414,219,935.00	424,645,522.41	4.08	1,214	3.258
Commercial Paper Disc. -Amortizing	200,000,000.00	195,939,500.00	192,551,013.89	1.85	131	5.690
Agency Bullets (Aaa/AA+)	1,446,628,000.00	1,417,728,317.60	1,439,148,728.52	13.84	629	3.123
Federal Agency Disc. -Amortizing	750,000,000.00	740,462,000.00	731,772,631.94	7.04	92	5.460
Treasury Notes and Bonds	525,000,000.00	503,569,500.00	521,066,406.41	5.01	373	1.001
Treasury Discounts -Amortizing	150,000,000.00	149,126,500.00	147,272,173.61	1.42	40	5.534
Agency Callables (Aaa/AA+)	3,657,288,000.00	3,539,212,895.03	3,641,991,661.52	35.02	720	3.189
Municipal Bonds	49,855,000.00	47,206,068.65	48,698,126.03	0.47	622	2.469
	10,473,429,000.00	10,237,418,849.64	10,399,577,592.92	100.00%	509	3.838

Total Earnings	November 30 Month Ending	Fiscal Year To Date
Current Year	24,441,548.45	131,837,306.57
Average Daily Balance	9,731,497,327.07	9,203,805,965.34
Effective Rate of Return	3.06%	3.42%

Henry C. Levy, Treasurer - Tax Collector

Reporting period 11/01/2023-11/30/2023

Run Date: 12/28/2023 - 13:41

Portfolio POOL
RC
PM (PRF_PM1) 7.3.11
Report Ver. 7.3.11

**Alameda County Investment Pool
Portfolio Management
Portfolio Details - Investments
November 30, 2023**

CUSIP	Investment #	Issuer	Average Balance	Purchase Date	Par Value	Market Value	Book Value	Stated Rate	YTM 365	Days to Maturity	Maturity Date
Non-Negotiable CDs											
SYS13122	13122	Community Bank of the Bay		09/08/2023	10,000,000.00	10,000,000.00	10,000,000.00	5.440	5.516	7	12/08/2023
SYS12964	12964	Self-Help Federal Credit Union		03/13/2023	230,000.00	230,000.00	230,000.00	4.000	4.056	103	03/13/2024
SYS13031	13031	Union Bank of California		05/10/2023	5,000,000.00	5,000,000.00	5,000,000.00	0.050	0.051	161	05/10/2024
SYS13073	13073	East West Bank		06/30/2023	25,000,000.00	25,000,000.00	25,000,000.00	5.300	3.042	210	06/28/2024
SYS13106	13106	Bank of San Francisco		08/04/2023	5,000,000.00	5,000,000.00	5,000,000.00	5.360	5.434	245	08/02/2024
SYS13147	13147	Bridge Bank		10/04/2023	35,000,000.00	35,000,000.00	35,000,000.00	5.600	5.678	307	10/03/2024
Subtotal and Average			80,230,000.00		80,230,000.00	80,230,000.00	80,230,000.00		4.466	226	
Local Agency Investment Funds											
SYS10285	10285	LAIF		07/01/2018	22,000,000.00	22,000,000.00	22,000,000.00	3.590	3.590	1	
Subtotal and Average			22,000,000.00		22,000,000.00	22,000,000.00	22,000,000.00		3.590	1	
Joint Powers Authority											
SYS10470	10470	California Asset Mgmt. Program		07/01/2018	20,000,000.00	20,000,000.00	20,000,000.00	5.570	5.570	1	
SYS12895	12895	CalTRUST - Liquidity Fund		12/09/2022	0.00	0.00	0.00	5.510	5.510	1	
SYS10472	10472	CalTrust - Short Term Fund		07/01/2018	40,000,000.00	40,000,000.00	40,000,000.00	5.510	5.510	1	
Subtotal and Average			60,000,000.00		60,000,000.00	60,000,000.00	60,000,000.00		5.530	1	
Money Market Mutual Funds											
09250C721	12656	BlackRock - Mischler		03/03/2022	6,000,000.00	6,000,000.00	6,000,000.00	5.250	5.250	1	
608919718	11093	Federated Fund 117		07/01/2018	308,000,000.00	308,000,000.00	308,000,000.00	5.290	5.290	1	
316175504	10274	Fidelity Fund No. 695		07/01/2018	1,000,000.00	1,000,000.00	1,000,000.00	5.230	5.230	1	
316175108	11090	Fidelity Fund 57		07/01/2018	1,000,000.00	1,000,000.00	1,000,000.00	5.240	5.240	1	
61747C707	10280	Morgan Stanley Fund 8302		07/01/2018	1,000,000.00	1,000,000.00	1,000,000.00	5.250	5.250	1	
61747C582	11089	Morgan Stanley Fund 8304		07/01/2018	1,000,000.00	1,000,000.00	1,000,000.00	5.220	5.220	1	
665279840	12588	No. Trust Siebert Williams		12/06/2021	1,000,000.00	1,000,000.00	1,000,000.00	5.210	5.210	1	
SYS12009	12009	State Street Institutional US		02/11/2020	303,000,000.00	303,000,000.00	303,000,000.00	5.320	5.320	1	
52470G791	10318	Western Asset Govt 4512		07/01/2018	290,000,000.00	290,000,000.00	290,000,000.00	5.260	5.260	1	
Subtotal and Average			536,633,333.33		912,000,000.00	912,000,000.00	912,000,000.00		5.290	1	
Money Market Bank Accounts											
SYS12169	12169	Five Star Bank		11/12/2019	45,000,000.00	45,000,000.00	45,000,000.00	5.000	5.000	1	
SYS12601	12601	Bank of the West (BMO 5433)		12/22/2021	10,000,000.00	10,000,000.00	10,000,000.00	1.560	1.560	1	
SYS10286	10286	California Bank & Trust		07/01/2018	0.00	0.00	0.00	1.090	1.090	1	
SYS10290	10290	Union Bank 5764 (US Bank 3918)		07/01/2018	1,000,000.00	1,000,000.00	1,000,000.00	1.150	1.150	1	

**Alameda County Investment Pool
Portfolio Management
Portfolio Details - Investments
November 30, 2023**

CUSIP	Investment #	Issuer	Average Balance	Purchase Date	Par Value	Market Value	Book Value	Stated Rate	YTM 365	Days to Maturity	Maturity Date
Money Market Bank Accounts											
SYS10291	10291	Union Bank 9048 (US Bank 3213)		07/01/2018	1,000,000.00	1,000,000.00	1,000,000.00	1.150	1.150	1	
Subtotal and Average			57,000,000.00		57,000,000.00	57,000,000.00	57,000,000.00		4.261	1	
Negotiable CDs											
63873QH72	13053	Natixis North America		06/08/2023	50,000,000.00	50,012,500.00	50,000,000.00	5.710	5.789	47	01/17/2024
06367D6A8	13003	Bank of Montreal		04/21/2023	50,000,000.00	49,983,000.00	50,000,000.00	5.440	5.516	59	01/29/2024
63873QF82	13008	Natixis North America		04/24/2023	50,000,000.00	49,989,000.00	50,000,000.00	5.460	5.536	61	01/31/2024
63873QG40	13026	Natixis North America		05/10/2023	50,000,000.00	49,981,000.00	50,000,000.00	5.350	5.424	61	01/31/2024
63873QG57	13025	Natixis North America		05/10/2023	50,000,000.00	49,962,500.00	50,000,000.00	5.350	5.424	75	02/14/2024
06367D6U4	13028	Bank of Montreal		05/10/2023	50,000,000.00	49,958,500.00	50,000,000.00	5.340	5.414	89	02/28/2024
78015JX28	13062	Royal Bank CN		06/21/2023	50,000,000.00	50,024,000.00	50,000,000.00	5.840	5.921	200	06/18/2024
06367DD85	13136	Bank of Montreal		09/27/2023	50,000,000.00	50,066,500.00	50,000,000.00	5.900	5.982	207	06/25/2024
63873QJ70	13070	Natixis North America		06/29/2023	100,000,000.00	100,118,000.00	100,000,000.00	6.010	6.093	207	06/25/2024
63873QL93	13088	Natixis North America		07/27/2023	50,000,000.00	50,067,000.00	50,000,000.00	6.010	6.093	208	06/26/2024
06367DAY1	13076	Bank of Montreal		07/05/2023	50,000,000.00	50,075,000.00	50,000,000.00	6.000	6.083	215	07/03/2024
06367DEJ0	13173	Bank of Montreal		11/08/2023	100,000,000.00	100,111,000.00	100,000,000.00	5.800	5.881	237	07/25/2024
63873QS62	13174	Natixis North America		11/08/2023	50,000,000.00	50,045,500.00	50,000,000.00	5.810	5.891	237	07/25/2024
06367DDZ5	13168	Bank of Montreal		11/01/2023	100,000,000.00	100,164,000.00	100,000,000.00	5.890	5.972	238	07/26/2024
63873QM27	13089	Natixis North America		07/27/2023	50,000,000.00	50,078,000.00	50,000,000.00	6.010	6.093	238	07/26/2024
78015JDT1	13166	Royal Bank CN		10/30/2023	100,000,000.00	100,152,000.00	100,000,000.00	5.840	5.921	238	07/26/2024
06367DD93	13135	Bank of Montreal		09/27/2023	100,000,000.00	100,158,000.00	100,000,000.00	5.910	5.992	241	07/29/2024
89115BMD9	13198	Toronto Dominion Bank		11/28/2023	100,000,000.00	100,092,000.00	100,000,000.00	5.680	5.759	271	08/28/2024
63873QP99	13130	Natixis North America		09/21/2023	50,000,000.00	50,120,500.00	50,000,000.00	6.020	6.104	285	09/11/2024
Subtotal and Average			1,136,666,666.67		1,250,000,000.00	1,251,158,000.00	1,250,000,000.00		5.860	194	
Corporate Notes											
06368EA36	12336	Bank of Montreal		12/08/2020	10,000,000.00	9,994,300.00	9,993,500.00	0.450	0.472	7	12/08/2023
14913R2S5	12621	Caterpillar Inc.		01/10/2022	10,000,000.00	9,950,500.00	9,998,400.00	0.950	0.958	40	01/10/2024
24422EVX4	12622	John Deere		01/10/2022	3,000,000.00	2,985,510.00	2,999,520.00	0.900	0.908	40	01/10/2024
53961LAH2	12402	Local Initiatives Support Corp		02/25/2021	5,000,000.00	4,943,750.00	5,000,000.00	0.500	0.500	76	02/15/2024
06368FAG4	12657	Bank of Montreal		03/08/2022	15,000,000.00	14,858,700.00	14,989,500.00	2.150	2.186	98	03/08/2024
023135CD6	12687	Amazon		04/13/2022	10,000,000.00	9,902,300.00	10,000,000.00	2.730	2.730	134	04/13/2024
90327QD71	12449	USAA Capital Corp		05/21/2021	7,000,000.00	6,854,050.00	6,987,540.00	0.500	0.572	152	05/01/2024
023135BW5	12444	Amazon		05/12/2021	3,000,000.00	2,933,940.00	2,995,620.00	0.450	0.499	163	05/12/2024
67066GAL8	12679	NVIDIA		04/22/2022	20,000,000.00	19,491,400.00	19,115,528.89	0.584	2.824	196	06/14/2024

**Alameda County Investment Pool
Portfolio Management
Portfolio Details - Investments
November 30, 2023**

CUSIP	Investment #	Issuer	Average Balance	Purchase Date	Par Value	Market Value	Book Value	Stated Rate	YTM 365	Days to Maturity	Maturity Date
Corporate Notes											
89236TJH9	12464	Toyota Motor Credit Corp		06/18/2021	15,000,000.00	14,587,200.00	14,982,150.00	0.500	0.540	200	06/18/2024
02665WDS7	13100	American Honda		07/31/2023	11,699,000.00	11,351,773.68	11,156,637.61	0.550	5.678	224	07/12/2024
79466LAG9	12484	Salesforce Co.		07/12/2021	3,000,000.00	2,912,040.00	2,998,470.00	0.625	0.640	227	07/15/2024
110122CM8	13103	Bristol Myers		08/01/2023	20,000,000.00	19,670,000.00	19,514,655.56	2.900	5.504	238	07/26/2024
0641596E1	13099	Bank of Nova Scotia		07/31/2023	13,825,000.00	13,375,272.75	13,147,575.00	0.650	5.763	243	07/31/2024
17331AJC6	13085	Citigroup		07/20/2023	15,000,000.00	14,940,750.00	15,000,000.00	6.000	6.006	263	08/20/2024
037833DM9	11851	Apple Inc.		09/11/2019	3,000,000.00	2,921,730.00	2,993,160.00	1.800	1.848	285	09/11/2024
037833DM9	11943	Apple Inc.		12/12/2019	9,000,000.00	8,765,190.00	8,918,370.00	1.800	2.001	285	09/11/2024
89236TJN6	12506	Toyota Motor Credit Corp		09/13/2021	5,000,000.00	4,815,650.00	4,997,650.00	0.625	0.641	287	09/13/2024
06406RAL1	12153	Bank of NY		06/01/2020	6,540,000.00	6,341,249.40	6,848,426.40	2.100	1.001	328	10/24/2024
023135CM6	12884	Amazon		12/01/2022	15,000,000.00	14,919,900.00	14,989,950.00	4.700	4.736	364	11/29/2024
89114TZK1	12591	Toronto Dominion Bank		12/13/2021	10,000,000.00	9,565,900.00	9,992,700.00	1.250	1.275	378	12/13/2024
17291QML5	13143	Citigroup		09/29/2023	10,000,000.00	10,018,700.00	10,000,000.00	6.050	6.059	395	12/30/2024
06368FAE9	12625	Bank of Montreal		01/10/2022	10,000,000.00	9,569,100.00	9,994,700.00	1.500	1.518	406	01/10/2025
24422EVY2	12624	Dell Inc.		01/10/2022	7,000,000.00	6,708,380.00	6,996,710.00	1.250	1.266	406	01/10/2025
69371RQ66	12006	PACCAR Financial Corp.		02/06/2020	10,000,000.00	9,615,600.00	9,991,900.00	1.800	1.817	433	02/06/2025
46647PBY1	12396	J.P. Morgan		02/16/2021	5,000,000.00	4,938,500.00	5,000,000.00	0.563	0.563	443	02/16/2025
89788JAA79	12635	Truist Bank		01/31/2022	10,000,000.00	9,449,900.00	9,930,500.00	1.500	1.542	465	03/10/2025
713448EQ7	12045	Pepsi Inc.		03/19/2020	2,500,000.00	2,410,775.00	2,498,236.67	2.250	2.265	474	03/19/2025
713448EQ7	12047	Pepsi Inc.		03/19/2020	5,000,000.00	4,821,550.00	4,996,450.00	2.250	2.265	474	03/19/2025
713448EQ7	12051	Pepsi Inc.		03/20/2020	5,000,000.00	4,821,550.00	4,991,650.00	2.250	2.286	474	03/19/2025
254687FN1	12066	Disney		03/23/2020	5,000,000.00	4,878,800.00	4,997,254.44	3.350	3.360	479	03/24/2025
458140BP4	12069	Intel Corp		03/25/2020	10,000,000.00	9,763,900.00	9,984,500.00	3.400	3.434	480	03/25/2025
06048WP46	12517	Bank of America Corp.		09/27/2021	10,000,000.00	9,328,700.00	10,000,000.00	0.750	0.750	482	03/27/2025
654106AH6	12074	Nike Inc.		03/27/2020	3,000,000.00	2,905,020.00	2,995,920.00	2.400	2.429	482	03/27/2025
89236TGX7	12081	Toyota Motor Credit Corp		04/01/2020	6,000,000.00	5,827,200.00	5,988,960.00	3.000	3.040	487	04/01/2025
023135CE4	12688	Amazon		04/13/2022	13,000,000.00	12,659,660.00	12,979,330.00	3.000	3.050	499	04/13/2025
98459LAA1	12160	Yale University		06/09/2020	3,000,000.00	2,834,700.00	3,000,000.00	0.873	0.873	501	04/15/2025
037833DT4	12133	Apple Inc.		05/11/2020	5,000,000.00	4,734,100.00	4,991,050.00	1.125	1.162	527	05/11/2025
716973AA0	13039	Pfizer		05/19/2023	10,000,000.00	9,930,400.00	9,994,300.00	4.650	4.680	535	05/19/2025
717081EX7	12151	Pfizer		05/28/2020	5,000,000.00	4,695,200.00	4,968,800.00	0.800	0.928	544	05/28/2025
46647PCH7	12455	J.P. Morgan		06/01/2021	5,000,000.00	4,864,650.00	5,000,000.00	0.824	0.824	548	06/01/2025
023135BQ8	12162	Amazon		06/10/2020	5,000,000.00	4,701,400.00	4,995,350.00	0.800	0.819	550	06/03/2025
023135BQ8	12163	Amazon		06/10/2020	5,000,000.00	4,701,400.00	4,993,750.00	0.800	0.826	550	06/03/2025
023135BQ8	12166	Amazon		06/11/2020	10,000,000.00	9,402,800.00	9,990,700.00	0.800	0.819	550	06/03/2025
24422EWW5	13052	John Deere		06/08/2023	5,000,000.00	4,990,450.00	4,997,200.00	4.950	4.980	553	06/06/2025

Portfolio POOL
RC
PM (PRF_PM2) 7.3.11

**Alameda County Investment Pool
Portfolio Management
Portfolio Details - Investments
November 30, 2023**

CUSIP	Investment #	Issuer	Average Balance	Purchase Date	Par Value	Market Value	Book Value	Stated Rate	YTM 365	Days to Maturity	Maturity Date
Corporate Notes											
06368D3S1	12746	Bank of Montreal		06/07/2022	6,000,000.00	5,837,520.00	5,998,620.00	3.700	3.708	554	06/07/2025
89236TKC8	12758	Toyota Motor Credit Corp		06/30/2022	10,000,000.00	9,811,100.00	9,990,500.00	3.950	3.984	577	06/30/2025
194162AM5	12777	Colgate Palmolive		08/09/2022	3,000,000.00	2,918,730.00	2,997,240.00	3.100	3.114	623	08/15/2025
037833DX5	12200	Apple Inc.		08/20/2020	5,000,000.00	4,648,800.00	4,988,200.00	0.550	0.598	628	08/20/2025
037833DX5	12201	Apple Inc.		08/20/2020	5,000,000.00	4,648,800.00	4,988,200.00	0.550	0.598	628	08/20/2025
931142EW9	12800	Walmart		09/09/2022	7,000,000.00	6,889,400.00	6,995,100.00	3.900	3.925	648	09/09/2025
06051GJG5	12241	Bank of America Corp.		09/25/2020	8,000,000.00	7,666,640.00	8,000,000.00	0.981	0.981	664	09/25/2025
06051GJG5	12242	Bank of America Corp.		09/25/2020	3,000,000.00	2,874,990.00	3,000,000.00	0.981	0.981	664	09/25/2025
742718FL8	12280	Proctor & Gamble		10/29/2020	5,000,000.00	4,625,450.00	4,991,900.00	0.550	0.583	698	10/29/2025
742718FL8	12633	Proctor & Gamble		01/31/2022	8,752,000.00	8,096,387.68	8,392,292.80	0.550	1.687	698	10/29/2025
713448FV5	13179	Pepsi Inc.		11/10/2023	5,000,000.00	5,032,200.00	4,996,650.00	5.250	5.286	710	11/10/2025
110122DN5	12302	Bristol Myers		11/13/2020	5,000,000.00	4,625,100.00	4,991,900.00	0.750	0.783	713	11/13/2025
023135CN4	12883	Amazon		12/01/2022	15,000,000.00	14,915,700.00	14,999,100.00	4.600	4.602	731	12/01/2025
14913R3B1	12912	Caterpillar Inc.		01/06/2023	7,000,000.00	6,987,120.00	6,998,250.00	4.800	4.809	767	01/06/2026
89114QCP1	12365	Toronto Dominion Bank		01/06/2021	10,000,000.00	9,099,500.00	9,985,300.00	0.750	0.780	767	01/06/2026
742718FY0	12923	Proctor & Gamble		01/26/2023	3,000,000.00	2,963,250.00	2,997,990.00	4.100	4.124	787	01/26/2026
037833EB2	12387	Apple Inc.		02/08/2021	20,000,000.00	18,341,400.00	19,955,000.00	0.746	0.792	800	02/08/2026
458140CD0	13156	Intel Corp		10/16/2023	22,717,000.00	22,701,098.10	22,629,255.59	4.875	5.467	802	02/10/2026
713448FQ6	12942	Pepsi Inc.		02/15/2023	3,000,000.00	2,987,730.00	2,998,260.00	4.550	4.571	805	02/13/2026
194162AQ6	12951	Colgate Palmolive		03/01/2023	5,000,000.00	5,017,450.00	4,994,200.00	4.800	4.842	822	03/02/2026
69371RS49	12981	PACCAR Financial Corp.		03/30/2023	17,000,000.00	16,855,330.00	16,988,610.00	4.450	4.474	850	03/30/2026
037833ES5	13029	Apple Inc.		05/10/2023	10,000,000.00	9,932,100.00	10,000,000.00	4.421	4.421	889	05/08/2026
023135BX3	12443	Amazon		05/12/2021	10,000,000.00	9,124,900.00	9,956,800.00	1.000	1.089	893	05/12/2026
808513BR5	12445	Charles Schwab		05/13/2021	4,000,000.00	3,608,000.00	3,990,720.00	1.150	1.198	894	05/13/2026
14913UAA8	13033	Caterpillar Inc.		05/15/2023	20,000,000.00	19,740,400.00	19,990,600.00	4.350	4.367	896	05/15/2026
716973AB8	13040	Pfizer		05/19/2023	7,000,000.00	6,921,530.00	6,991,810.00	4.450	4.492	900	05/19/2026
06048WM31	12453	Bank of America Corp.		05/28/2021	10,000,000.00	8,972,500.00	10,000,000.00	1.250	1.250	909	05/28/2026
48128G3N8	12454	J.P. Morgan		05/28/2021	5,000,000.00	4,458,150.00	5,000,000.00	1.200	1.200	909	05/28/2026
24422EWX3	13051	John Deere		06/08/2023	5,000,000.00	4,986,400.00	4,997,100.00	4.750	4.771	920	06/08/2026
48128G3V0	12459	J.P. Morgan		06/11/2021	10,000,000.00	8,843,500.00	10,000,000.00	1.150	1.150	923	06/11/2026
06048WM64	12482	Bank of America Corp.		07/07/2021	10,000,000.00	8,819,300.00	9,975,000.00	1.200	1.252	937	06/25/2026
69371RS56	13108	PACCAR Financial Corp.		08/10/2023	3,000,000.00	3,012,600.00	2,998,500.00	5.050	5.068	983	08/10/2026
48128G4R8	12486	J.P. Morgan		08/17/2021	10,000,000.00	8,838,600.00	9,990,000.00	1.150	1.171	990	08/17/2026
06048WN63	12530	Bank of America Corp.		10/08/2021	4,898,000.00	4,354,958.74	4,844,122.00	1.150	1.382	1,014	09/10/2026
06368FAC3	12509	Bank of Montreal		09/15/2021	6,000,000.00	5,364,480.00	5,989,860.00	1.250	1.285	1,019	09/15/2026
882508BK9	12507	Texas Instrument		09/15/2021	3,000,000.00	2,724,990.00	3,000,000.00	1.125	1.125	1,019	09/15/2026

Portfolio POOL
RC
PM (PRF_PM2) 7.3.11

**Alameda County Investment Pool
Portfolio Management
Portfolio Details - Investments
November 30, 2023**

CUSIP	Investment #	Issuer	Average Balance	Purchase Date	Par Value	Market Value	Book Value	Stated Rate	YTM 365	Days to Maturity	Maturity Date
Corporate Notes											
931142ERO	12512	Walmart		09/17/2021	3,000,000.00	2,726,370.00	2,994,330.00	1.050	1.089	1,021	09/17/2026
713448FW3	13178	Pepsi Inc.		11/10/2023	9,000,000.00	9,086,040.00	8,997,570.00	5.125	5.135	1,075	11/10/2026
14913R2U0	12620	Caterpillar Inc.		01/10/2022	5,000,000.00	4,548,600.00	4,997,600.00	1.700	1.710	1,134	01/08/2027
24422EWA3	12623	Dell Inc.		01/10/2022	5,000,000.00	4,541,650.00	4,997,150.00	1.700	1.712	1,137	01/11/2027
742718FV6	12637	Proctor & Gamble		02/01/2022	20,000,000.00	18,408,400.00	19,971,600.00	1.900	1.930	1,158	02/01/2027
594918BY9	12932	Mircosoft Inc.		02/06/2023	5,000,000.00	4,811,250.00	4,867,300.00	3.300	4.025	1,163	02/06/2027
594918BY9	12933	Mircosoft Inc.		02/06/2023	5,000,000.00	4,811,250.00	4,863,500.00	3.300	4.046	1,163	02/06/2027
808513BY0	12655	Charles Schwab		03/03/2022	1,000,000.00	909,230.00	998,920.00	2.450	2.473	1,188	03/03/2027
023135CF1	12686	Amazon		04/13/2022	7,000,000.00	6,698,860.00	6,985,580.00	3.300	3.345	1,229	04/13/2027
037833DB3	12935	Apple Inc.		02/07/2023	21,646,000.00	20,374,730.42	20,561,557.05	2.900	4.106	1,381	09/12/2027
59217GCK3	13140	MetLife		09/27/2023	10,000,000.00	9,185,500.00	9,070,866.67	3.000	5.660	1,388	09/19/2027
89236TKJ3	13043	Toyota Motor Credit Corp		05/25/2023	11,180,000.00	11,057,579.00	11,142,435.20	4.550	4.635	1,389	09/20/2027
637639AH8	13139	National Securities Clearing		09/27/2023	5,085,000.00	5,100,407.55	5,008,979.25	5.100	5.506	1,451	11/21/2027
742718FZ7	12924	Proctor & Gamble		01/26/2023	4,000,000.00	3,909,000.00	3,995,880.00	3.950	3.973	1,517	01/26/2028
037833EC0	13185	Apple Inc.		11/15/2023	10,000,000.00	8,716,400.00	8,599,203.53	1.200	5.000	1,530	02/08/2028
194162AR4	12950	Colgate Palmolive		03/01/2023	5,000,000.00	5,041,900.00	4,994,900.00	4.600	4.623	1,552	03/01/2028
24422EWW7	13124	John Deere		09/13/2023	10,000,000.00	10,006,200.00	9,964,011.11	4.900	5.025	1,554	03/03/2028
57636QAW4	12960	Mastercard Inc.		03/09/2023	10,000,000.00	10,123,200.00	9,990,300.00	4.875	4.897	1,560	03/09/2028
037833ET3	13030	Apple Inc.		05/10/2023	15,000,000.00	14,707,500.00	14,971,050.00	4.000	4.043	1,622	05/10/2028
716973AC6	13129	Pfizer		09/21/2023	14,086,000.00	13,827,381.04	13,689,760.82	4.450	5.135	1,631	05/19/2028
24422EXB0	13125	John Deere		09/14/2023	17,000,000.00	17,029,240.00	17,041,140.00	4.950	5.086	1,687	07/14/2028
48130CDU6	13188	J.P. Morgan		11/17/2023	20,000,000.00	20,045,800.00	20,000,000.00	6.050	6.050	1,813	11/17/2028
Subtotal and Average			854,518,481.43		878,928,000.00	847,566,133.36	871,201,328.59		3.116	758	
Washington Supranational Obligation											
45906M3C3	12669	International Bank Recon & D		03/29/2022	7,500,000.00	7,423,125.00	7,494,150.00	2.250	2.290	118	03/28/2024
45818WCS3	11932	InterAmerican Development Bank		12/03/2019	10,000,000.00	9,657,000.00	9,991,000.00	1.700	1.719	350	11/15/2024
45818WCS3	11950	InterAmerican Development Bank		12/16/2019	25,000,000.00	24,142,500.00	24,891,000.00	1.700	1.793	350	11/15/2024
45950VNP7	11974	IFCDN		01/17/2020	25,000,000.00	23,974,250.00	24,953,750.00	1.680	1.719	406	01/10/2025
459058JE4	12358	International Bank Recon & D		12/23/2020	10,000,000.00	9,284,400.00	9,984,000.00	0.375	0.410	605	07/28/2025
459058JL8	12277	International Bank Recon & D		10/28/2020	15,000,000.00	13,831,350.00	14,983,050.00	0.500	0.523	697	10/28/2025
459058JS3	12390	International Bank Recon & D		02/10/2021	15,000,000.00	13,701,300.00	15,000,000.00	0.650	0.650	802	02/10/2026
45905U5Y6	12400	International Bank Recon & D		02/18/2021	9,500,000.00	8,656,020.00	9,492,875.00	0.600	0.615	810	02/18/2026
45905U5Y6	12401	International Bank Recon & D		02/18/2021	10,000,000.00	9,111,600.00	10,000,000.00	0.600	0.600	810	02/18/2026
45906M2L4	12414	International Bank Recon & D		03/12/2021	15,000,000.00	13,642,650.00	14,857,500.00	0.650	0.846	816	02/24/2026

**Alameda County Investment Pool
Portfolio Management
Portfolio Details - Investments
November 30, 2023**

CUSIP	Investment #	Issuer	Average Balance	Purchase Date	Par Value	Market Value	Book Value	Stated Rate	YTM 365	Days to Maturity	Maturity Date
Washington Supranational Obligation											
45818WDA1	12412	InterAmerican Development Bank		03/11/2021	18,000,000.00	16,567,560.00	17,952,714.00	0.800	0.854	824	03/04/2026
45950VPX8	12446	IFCDN		05/14/2021	10,000,000.00	9,066,700.00	10,000,000.00	0.860	0.860	895	05/14/2026
45906M4C2	13057	International Bank Recon & D		06/15/2023	10,000,000.00	10,000,200.00	10,000,000.00	5.750	5.750	927	06/15/2026
45905U5Z3	13196	International Bank Recon & D		11/24/2023	5,000,000.00	4,622,150.00	4,657,725.00	2.250	4.827	1,067	11/02/2026
45906M3K5	12815	International Bank Recon & D		09/30/2022	15,000,000.00	14,670,900.00	15,000,000.00	4.500	4.500	1,399	09/30/2027
459058JN4	13183	International Bank Recon & D		11/14/2023	20,000,000.00	17,299,400.00	17,120,833.33	0.750	4.823	1,454	11/24/2027
45818WEP7	13060	InterAmerican Development Bank		06/15/2023	9,500,000.00	9,341,730.00	9,419,250.00	4.300	4.492	1,658	06/15/2028
45906M4E8	13065	International Bank Recon & D		06/26/2023	10,000,000.00	9,941,000.00	10,000,000.00	4.500	4.500	1,669	06/26/2028
45906M4E8	13096	International Bank Recon & D		07/28/2023	25,000,000.00	24,852,500.00	24,823,803.75	4.500	4.754	1,669	06/26/2028
45906M4E8	13109	International Bank Recon & D		08/17/2023	25,000,000.00	24,852,500.00	24,815,156.75	4.500	4.820	1,669	06/26/2028
459058KT9	13172	International Bank Recon & D		11/08/2023	30,000,000.00	28,814,700.00	28,855,133.33	3.500	4.688	1,685	07/12/2028
45950KDD9	13081	IFCDN		07/13/2023	20,000,000.00	20,041,200.00	19,977,800.00	4.500	4.525	1,686	07/13/2028
45818WER3	13104	InterAmerican Development Bank		08/04/2023	50,000,000.00	49,144,500.00	49,263,375.00	4.050	4.400	1,700	07/27/2028
459058KW2	13133	International Bank Recon & D		09/26/2023	20,000,000.00	20,139,200.00	19,995,000.00	4.625	4.632	1,705	08/01/2028
459058JZ7	13184	International Bank Recon & D		11/14/2023	25,000,000.00	21,441,500.00	21,117,406.25	1.125	4.811	1,748	09/13/2028
Subtotal and Average			432,214,139.98		434,500,000.00	414,219,935.00	424,645,522.41		3.258	1,214	
Commercial Paper Disc. -Amortizing											
89233GA48	13024	Toyota Motor Credit Corp		05/09/2023	100,000,000.00	99,484,000.00	96,593,333.33	5.110	5.446	34	01/04/2024
89233GGA8	13161	Toyota Motor Credit Corp		10/23/2023	50,000,000.00	48,285,500.00	47,973,625.00	5.590	5.968	222	07/10/2024
89233GGR1	13171	Toyota Motor Credit Corp		11/06/2023	50,000,000.00	48,170,000.00	47,984,055.56	5.540	5.901	237	07/25/2024
Subtotal and Average			184,553,671.30		200,000,000.00	195,939,500.00	192,551,013.89		5.690	131	
Agency Bullets (Aaa/AA+)											
3137EAF2	12331	Federal Home Loan Mtg Corp		12/04/2020	15,000,000.00	14,993,550.00	14,985,150.00	0.250	0.283	3	12/04/2023
3137EAF2	12332	Federal Home Loan Mtg Corp		12/04/2020	10,000,000.00	9,995,700.00	9,990,100.00	0.250	0.283	3	12/04/2023
3135GADM0	12907	Federal National Mtg Assn		12/20/2022	15,000,000.00	14,996,700.00	15,000,000.00	5.000	5.000	19	12/20/2023
3130AUCS1	12909	Federal Home Loan Bank		12/21/2022	5,000,000.00	4,998,000.00	5,000,000.00	4.750	4.750	20	12/21/2023
3130AQF57	12598	Federal Home Loan Bank		12/22/2021	25,000,000.00	24,931,750.00	24,945,000.00	0.625	0.736	21	12/22/2023
31422BJB7	11793	Farmer Mac		07/22/2019	25,000,000.00	24,923,500.00	25,000,000.00	1.970	1.970	32	01/02/2024
3135G0V34	11657	Federal National Mtg Assn		02/08/2019	20,000,000.00	19,895,000.00	19,925,600.00	2.500	2.580	66	02/05/2024
3135G0V34	11658	Federal National Mtg Assn		02/08/2019	20,000,000.00	19,895,000.00	19,925,600.00	2.500	2.580	66	02/05/2024
3133EPAF2	12937	Federal Farm Credit Bank		02/08/2023	20,000,000.00	19,970,000.00	19,990,000.00	4.750	4.802	69	02/08/2024
31422BFL9	11755	Federal Home Loan Mtg Corp		05/10/2019	25,000,000.00	24,811,000.00	25,000,000.00	2.400	2.400	91	03/01/2024
31422BFK1	11756	Farmer Mac		05/10/2019	25,000,000.00	24,701,000.00	25,000,000.00	2.400	2.400	152	05/01/2024

**Alameda County Investment Pool
Portfolio Management
Portfolio Details - Investments
November 30, 2023**

CUSIP	Investment #	Issuer	Average Balance	Purchase Date	Par Value	Market Value	Book Value	Stated Rate	YTM 365	Days to Maturity	Maturity Date
Agency Bullets (Aaa/AA+)											
3133EKQU3	11778	Federal Farm Credit Bank		06/21/2019	30,000,000.00	29,480,400.00	29,984,700.00	1.950	1.961	195	06/13/2024
3130ATPY7	12822	Federal Home Loan Bank		10/19/2022	9,500,000.00	9,456,585.00	9,477,580.00	4.500	4.644	196	06/14/2024
31422XXA5	12690	Farmer Mac		04/08/2022	20,000,000.00	19,682,200.00	20,000,000.00	2.570	2.571	210	06/28/2024
3133ENZS2	12755	Federal Farm Credit Bank		06/28/2022	10,000,000.00	9,875,100.00	9,994,805.00	3.100	3.127	210	06/28/2024
3130ASDS5	12745	Federal Home Loan Bank		06/10/2022	20,000,000.00	19,704,600.00	19,953,600.00	2.750	2.867	210	06/28/2024
3133EKTV8	11784	Federal Farm Credit Bank		07/02/2019	12,000,000.00	11,761,200.00	11,998,320.00	1.900	1.903	213	07/01/2024
3135G0V75	11788	Federal National Mtg Assn		07/08/2019	20,000,000.00	19,590,000.00	19,924,200.00	1.750	1.830	214	07/02/2024
3130ASME6	12768	Federal Home Loan Bank		07/08/2022	15,000,000.00	14,796,750.00	14,970,900.00	3.000	3.101	220	07/08/2024
3130ASME6	12769	Federal Home Loan Bank		07/08/2022	10,000,000.00	9,864,500.00	9,980,600.00	3.000	3.101	220	07/08/2024
3130ASME6	12770	Federal Home Loan Bank		07/08/2022	5,000,000.00	4,932,250.00	4,990,300.00	3.000	3.101	220	07/08/2024
3130AGWK7	11815	Federal Home Loan Bank		08/16/2019	12,000,000.00	11,690,160.00	11,971,800.00	1.500	2.136	258	08/15/2024
3130AGWK7	11816	Federal Home Loan Bank		08/16/2019	20,000,000.00	19,483,600.00	19,953,000.00	1.500	1.549	258	08/15/2024
3130AGWK7	11817	Federal Home Loan Bank		08/16/2019	20,000,000.00	19,483,600.00	19,953,000.00	1.500	1.549	258	08/15/2024
3133EKA63	11814	Federal Farm Credit Bank		08/16/2019	10,000,000.00	9,750,600.00	9,982,800.00	1.600	1.636	259	08/16/2024
3133EPBF1	12947	Federal Farm Credit Bank		02/21/2023	15,500,000.00	15,457,220.00	15,479,230.00	4.875	4.969	264	08/21/2024
3130ATVD6	12949	Federal Home Loan Bank		02/28/2023	5,000,000.00	4,984,050.00	4,982,000.00	4.875	5.120	287	09/13/2024
31422BQK9	11955	Farmer Mac		12/20/2019	25,000,000.00	24,288,750.00	24,988,750.00	1.690	1.700	294	09/20/2024
3130ATT31	12829	Federal Home Loan Bank		10/28/2022	15,000,000.00	14,906,850.00	14,983,650.00	4.500	4.561	307	10/03/2024
3135G0W66	11872	Federal National Mtg Assn		10/18/2019	20,000,000.00	19,391,800.00	19,965,800.00	1.625	1.661	319	10/15/2024
3135G0W66	11875	Federal National Mtg Assn		10/18/2019	25,000,000.00	24,239,750.00	24,957,250.00	1.625	1.661	319	10/15/2024
3135G0W66	11876	Federal National Mtg Assn		10/18/2019	25,000,000.00	24,239,750.00	24,957,250.00	1.625	1.661	319	10/15/2024
3135G0W66	11918	Federal National Mtg Assn		11/22/2019	25,000,000.00	24,239,750.00	24,939,515.00	1.625	1.677	319	10/15/2024
3130AQF40	12599	Federal Home Loan Bank		12/22/2021	25,000,000.00	23,940,750.00	24,978,059.90	1.000	1.030	385	12/20/2024
3133ENKS8	12627	Federal Farm Credit Bank		01/11/2022	7,500,000.00	7,181,550.00	7,483,125.00	1.125	1.202	402	01/06/2025
3135G0X24	11969	Federal National Mtg Assn		01/10/2020	20,000,000.00	19,259,600.00	19,936,200.00	1.625	1.692	403	01/07/2025
3135G0X24	11970	Federal National Mtg Assn		01/10/2020	20,000,000.00	19,259,600.00	19,936,200.00	1.625	1.692	403	01/07/2025
3133ENZ37	12845	Federal Farm Credit Bank		11/10/2022	18,500,000.00	18,428,590.00	18,497,040.00	4.875	4.886	406	01/10/2025
3137EAEP0	12014	Federal Home Loan Mtg Corp		02/14/2020	15,000,000.00	14,399,100.00	14,988,450.00	1.500	1.516	439	02/12/2025
3137EAEP0	12015	Federal Home Loan Mtg Corp		02/14/2020	10,000,000.00	9,599,400.00	9,992,300.00	1.500	1.516	439	02/12/2025
31422XE40	12785	Farmer Mac		08/19/2022	15,000,000.00	14,763,600.00	15,000,000.00	4.000	4.000	451	02/24/2025
3130AV7L0	12953	Federal Home Loan Bank		03/03/2023	19,000,000.00	18,984,800.00	18,974,920.00	5.000	5.071	455	02/28/2025
3130AV7L0	12954	Federal Home Loan Bank		03/03/2023	25,000,000.00	24,980,000.00	24,967,000.00	5.000	5.071	455	02/28/2025
3133ELZM9	12140	Federal Farm Credit Bank		05/15/2020	25,000,000.00	23,423,000.00	24,953,225.00	0.500	0.538	530	05/14/2025
3130AWER7	13054	Federal Home Loan Bank		06/12/2023	9,000,000.00	8,965,080.00	8,992,530.00	4.625	4.670	553	06/06/2025
3130AWER7	13055	Federal Home Loan Bank		06/12/2023	17,000,000.00	16,934,040.00	16,985,890.00	4.625	4.670	553	06/06/2025
3135G04Z3	12171	Federal National Mtg Assn		06/19/2020	20,000,000.00	18,701,400.00	19,958,600.00	0.500	0.542	564	06/17/2025

Portfolio POOL
RC
PM (PRF_PM2) 7.3.11

**Alameda County Investment Pool
Portfolio Management
Portfolio Details - Investments
November 30, 2023**

CUSIP	Investment #	Issuer	Average Balance	Purchase Date	Par Value	Market Value	Book Value	Stated Rate	YTM 365	Days to Maturity	Maturity Date
Agency Bullets (Aaa/AA+)											
3135G04Z3	12172	Federal National Mtg Assn		06/19/2020	15,000,000.00	14,026,050.00	14,968,950.00	0.500	0.542	564	06/17/2025
31422X4S8	13075	Farmer Mac		07/03/2023	15,000,000.00	14,998,350.00	15,000,000.00	5.000	5.000	577	06/30/2025
3137EAEU9	12195	Federal Home Loan Mtg Corp		07/23/2020	10,000,000.00	9,311,200.00	9,950,200.00	0.375	0.727	598	07/21/2025
3133EPGS8	13009	Federal Farm Credit Bank		04/24/2023	15,000,000.00	14,849,550.00	14,998,650.00	4.250	4.257	601	07/24/2025
3133EPRS6	13093	Federal Farm Credit Bank		07/28/2023	20,000,000.00	20,018,800.00	19,952,975.40	4.875	5.000	605	07/28/2025
3133EPKA2	13037	Federal Farm Credit Bank		05/18/2023	15,000,000.00	14,788,950.00	14,992,695.00	4.000	4.025	626	08/18/2025
3130AK5E2	12220	Federal Home Loan Bank		09/11/2020	2,000,000.00	1,851,880.00	1,994,000.00	0.375	0.436	643	09/04/2025
3137EAEX3	12405	Federal Home Loan Mtg Corp		02/26/2021	15,000,000.00	13,854,000.00	14,747,400.00	0.375	0.750	662	09/23/2025
3137EAEX3	13004	Federal Home Loan Mtg Corp		04/21/2023	25,000,000.00	23,090,000.00	22,833,314.75	0.375	4.174	662	09/23/2025
3133EPYK5	13150	Federal Farm Credit Bank		10/10/2023	10,000,000.00	10,055,200.00	10,000,000.00	5.125	5.125	679	10/10/2025
3133EPYK5	13151	Federal Farm Credit Bank		10/10/2023	20,000,000.00	20,110,400.00	20,000,000.00	5.125	5.125	679	10/10/2025
3134GW5P7	13036	Federal Home Loan Mtg Corp		05/17/2023	34,018,000.00	31,235,327.60	31,171,163.53	0.600	4.240	696	10/27/2025
3135G06G3	12299	Federal National Mtg Assn		11/12/2020	18,000,000.00	16,588,440.00	17,935,560.00	0.500	0.573	707	11/07/2025
3133EPJX4	13035	Federal Farm Credit Bank		05/17/2023	10,000,000.00	9,783,200.00	9,938,639.90	3.625	1.215	809	02/17/2026
3133EPLC7	13045	Federal Farm Credit Bank		05/26/2023	10,000,000.00	9,898,900.00	9,990,800.00	4.125	4.163	818	02/26/2026
31422X3F7	13047	Farmer Mac		06/01/2023	15,000,000.00	14,859,750.00	14,913,900.00	4.125	4.331	913	06/01/2026
3133EPNG6	13063	Federal Farm Credit Bank		06/23/2023	25,000,000.00	24,903,000.00	24,986,750.00	4.375	4.394	935	06/23/2026
3133EPPE9	13077	Federal Farm Credit Bank		07/06/2023	15,000,000.00	14,910,900.00	14,978,310.90	4.375	4.427	948	07/06/2026
3133EPOC2	13087	Federal Farm Credit Bank		07/26/2023	16,985,000.00	16,990,944.75	16,969,436.99	4.625	4.700	959	07/17/2026
31424WAE2	13144	Farmer Mac		09/29/2023	15,000,000.00	15,165,150.00	14,979,900.00	5.020	5.073	976	08/03/2026
3130AWTQ3	13142	Federal Home Loan Bank		09/28/2023	16,600,000.00	16,652,622.00	16,542,688.50	4.625	5.003	1,015	09/11/2026
3130AXU63	13189	Federal Home Loan Bank		11/17/2023	20,000,000.00	20,031,800.00	19,964,600.00	4.625	4.689	1,082	11/17/2026
3130AXU63	13190	Federal Home Loan Bank		11/17/2023	30,000,000.00	30,047,700.00	29,907,883.47	4.625	4.736	1,082	11/17/2026
3130AQF65	12600	Federal Home Loan Bank		12/22/2021	25,000,000.00	22,683,250.00	24,925,261.74	1.250	1.311	1,116	12/21/2026
3133EPMV4	13058	Federal Farm Credit Bank		06/15/2023	10,000,000.00	9,879,000.00	9,992,100.00	4.125	4.147	1,292	06/15/2027
31422X4P4	13074	Farmer Mac		07/03/2023	10,000,000.00	9,957,400.00	10,000,000.00	4.380	4.380	1,309	07/02/2027
3133EPCX1	12961	Federal Farm Credit Bank		03/10/2023	10,000,000.00	9,953,300.00	9,991,900.00	4.375	4.393	1,561	03/10/2028
31422X3G5	13044	Farmer Mac		05/26/2023	15,000,000.00	14,853,300.00	15,000,000.00	5.000	5.000	1,638	05/26/2028
3133EPLD5	13046	Federal Farm Credit Bank		05/30/2023	10,000,000.00	9,751,500.00	9,982,500.00	3.875	3.914	1,642	05/30/2028
3133EPME2	13050	Federal Farm Credit Bank		06/08/2023	15,000,000.00	14,625,150.00	14,966,850.00	3.875	3.924	1,651	06/08/2028
3130AWC24	13064	Federal Home Loan Bank		06/23/2023	15,000,000.00	14,764,950.00	14,996,466.67	4.000	4.059	1,652	06/09/2028
3130AWC24	13068	Federal Home Loan Bank		06/28/2023	9,025,000.00	8,883,578.25	9,008,484.25	4.000	4.108	1,652	06/09/2028
3130AWN63	13082	Federal Home Loan Bank		07/14/2023	10,000,000.00	9,869,200.00	9,973,400.00	4.000	4.060	1,673	06/30/2028
3130AWN63	13083	Federal Home Loan Bank		07/14/2023	20,000,000.00	19,738,400.00	19,946,800.00	4.000	4.060	1,673	06/30/2028
31422X5V0	13107	Farmer Mac		08/07/2023	15,000,000.00	14,876,250.00	15,000,000.00	4.430	4.430	1,711	08/07/2028
31422X6X5	13121	Farmer Mac		09/08/2023	25,000,000.00	24,938,250.00	25,000,000.00	5.100	5.100	1,743	09/08/2028

Portfolio POOL
RC
PM (PRF_PM2) 7.3.11

**Alameda County Investment Pool
Portfolio Management
Portfolio Details - Investments
November 30, 2023**

CUSIP	Investment #	Issuer	Average Balance	Purchase Date	Par Value	Market Value	Book Value	Stated Rate	YTM 365	Days to Maturity	Maturity Date
Agency Bullets (Aaa/AA+)											
3133EPWK7	13131	Federal Farm Credit Bank		09/22/2023	25,000,000.00	25,138,250.00	24,853,107.52	4.500	4.633	1,757	09/22/2028
31424WAZ5	13159	Farmer Mac		10/20/2023	25,000,000.00	25,563,250.00	25,000,000.00	5.000	5.000	1,785	10/20/2028
Subtotal and Average			1,450,274,893.87		1,446,628,000.00	1,417,728,317.60	1,439,148,728.52		3.123	629	
Federal Agency Disc. -Amortizing											
313384RG6	13164	Federal Home Loan Bk Disc Note		10/27/2023	100,000,000.00	99,546,000.00	99,013,611.11	5.300	5.503	32	01/02/2024
313384RR2	13195	Federal Home Loan Bk Disc Note		11/22/2023	50,000,000.00	49,709,500.00	49,634,722.22	5.260	5.447	41	01/11/2024
313384RX9	13194	Federal Home Loan Bk Disc Note		11/20/2023	50,000,000.00	49,667,000.00	49,576,277.78	5.260	5.453	47	01/17/2024
313384SD2	13192	Federal Home Loan Bk Disc Note		11/20/2023	50,000,000.00	49,625,000.00	49,532,888.89	5.255	5.453	53	01/23/2024
313384SM2	13071	Federal Home Loan Bk Disc Note		06/30/2023	50,000,000.00	49,568,500.00	48,432,291.67	5.250	5.549	61	01/31/2024
313384SM2	13175	Federal Home Loan Bk Disc Note		11/08/2023	50,000,000.00	49,568,500.00	49,386,333.33	5.260	5.474	61	01/31/2024
313384SW0	12938	Federal Home Loan Bk Disc Note		02/10/2023	50,000,000.00	49,504,500.00	47,583,444.44	4.780	5.099	70	02/09/2024
313384SW0	12939	Federal Home Loan Bk Disc Note		02/10/2023	50,000,000.00	49,504,500.00	47,583,444.44	4.780	5.099	70	02/09/2024
313384TB5	13169	Federal Home Loan Bk Disc Note		11/01/2023	50,000,000.00	49,469,500.00	49,221,979.17	5.335	5.571	75	02/14/2024
313384TH2	13072	Federal Home Loan Bk Disc Note		06/30/2023	50,000,000.00	49,427,000.00	48,286,458.33	5.250	5.554	81	02/20/2024
313384UF4	13167	Federal Home Loan Bk Disc Note		10/31/2023	50,000,000.00	49,275,500.00	49,012,680.56	5.305	5.563	103	03/13/2024
313384XT1	13176	Federal Home Loan Bk Disc Note		11/08/2023	50,000,000.00	48,745,500.00	48,474,583.33	5.230	5.526	187	06/05/2024
313384ZV4	13162	Federal Home Loan Bk Disc Note		10/26/2023	100,000,000.00	96,851,000.00	96,033,916.67	5.230	5.548	237	07/25/2024
Subtotal and Average			611,424,973.61		750,000,000.00	740,462,000.00	731,772,631.94		5.460	92	
Treasury Notes and Bonds											
91282CDV0	12634	U.S. Treasury		01/31/2022	50,000,000.00	49,627,000.00	49,679,687.50	0.875	1.200	61	01/31/2024
91282CBM2	12408	U.S. Treasury		02/26/2021	50,000,000.00	49,469,000.00	49,699,218.75	0.125	0.329	76	02/15/2024
912828Y87	11919	U.S. Treasury		11/22/2019	50,000,000.00	48,845,500.00	50,298,828.15	1.750	1.617	243	07/31/2024
912828Y87	11936	U.S. Treasury		12/10/2019	50,000,000.00	48,845,500.00	50,134,765.65	1.750	1.689	243	07/31/2024
91282CCT6	12596	U.S. Treasury		12/21/2021	50,000,000.00	48,310,500.00	49,373,046.90	0.375	0.854	258	08/15/2024
91282CCT6	12606	U.S. Treasury		12/23/2021	50,000,000.00	48,310,500.00	49,349,609.40	0.375	0.873	258	08/15/2024
91282CDB4	12537	U.S. Treasury		10/27/2021	50,000,000.00	48,047,000.00	49,742,187.50	0.625	0.801	319	10/15/2024
91282CDB4	12597	U.S. Treasury		12/21/2021	50,000,000.00	48,047,000.00	49,626,953.15	0.625	0.894	319	10/15/2024
91282CAT8	12522	U.S. Treasury		09/30/2021	50,000,000.00	45,935,500.00	48,865,234.39	0.250	0.816	700	10/31/2025
91282CBQ3	12409	U.S. Treasury		03/01/2021	25,000,000.00	22,829,000.00	24,630,859.38	0.500	0.802	820	02/28/2026
91282CCZ2	12520	U.S. Treasury		09/30/2021	50,000,000.00	45,303,000.00	49,666,015.64	0.875	1.012	1,034	09/30/2026
Subtotal and Average			521,066,406.41		525,000,000.00	503,569,500.00	521,066,406.41		1.001	373	

**Alameda County Investment Pool
Portfolio Management
Portfolio Details - Investments
November 30, 2023**

CUSIP	Investment #	Issuer	Average Balance	Purchase Date	Par Value	Market Value	Book Value	Stated Rate	YTM 365	Days to Maturity	Maturity Date
Treasury Discounts -Amortizing											
912797HX8	13137	Treasury Bill		09/27/2023	50,000,000.00	49,765,000.00	49,285,972.22	5.300	5.527	32	01/02/2024
912797HX8	13138	Treasury Bill		09/27/2023	50,000,000.00	49,765,000.00	49,285,972.22	5.300	5.527	32	01/02/2024
912796ZY8	13101	Treasury Bill		07/31/2023	50,000,000.00	49,596,500.00	48,700,229.17	5.258	5.549	55	01/25/2024
Subtotal and Average			147,272,173.61		150,000,000.00	149,126,500.00	147,272,173.61		5.534	40	
Agency Callables (Aaa/AA+)											
3130AQ6F5	12610	Federal Home Loan Bank		12/28/2021	10,000,000.00	9,966,700.00	10,000,000.00	0.800	0.800	27	12/28/2023
3130ASKE8	12754	Federal Home Loan Bank		06/28/2022	15,000,000.00	14,976,750.00	15,000,000.00	3.300	3.300	27	12/28/2023
3130AVGL0	12982	Federal Home Loan Bank		04/03/2023	10,000,000.00	9,998,100.00	10,000,000.00	5.250	5.261	33	01/03/2024
3130AUW42	12945	Federal Home Loan Bank		02/16/2023	10,000,000.00	9,987,200.00	10,000,000.00	5.160	5.160	77	02/16/2024
3130AUNX8	12920	Federal Home Loan Bank		01/25/2023	15,000,000.00	14,981,700.00	15,000,000.00	5.000	5.003	82	02/21/2024
3130AUNQ3	12922	Federal Home Loan Bank		01/26/2023	20,000,000.00	19,978,200.00	20,000,000.00	5.000	5.003	82	02/21/2024
3130ARYU9	12740	Federal Home Loan Bank		05/23/2022	10,000,000.00	9,945,000.00	10,000,000.00	3.000	3.002	84	02/23/2024
3130AS3H0	12741	Federal Home Loan Bank		05/26/2022	25,000,000.00	24,836,500.00	25,000,000.00	2.625	2.626	87	02/26/2024
3130AUV35	13078	Federal Home Loan Bank		07/06/2023	10,000,000.00	9,987,300.00	9,973,800.00	5.165	5.566	98	03/08/2024
3130ALJ70	12413	Federal Home Loan Bank		03/12/2021	10,000,000.00	9,862,300.00	10,000,000.00	0.400	0.400	102	03/12/2024
3130ARBC4	12668	Federal Home Loan Bank		03/28/2022	5,000,000.00	4,944,350.00	5,000,000.00	2.000	2.000	118	03/28/2024
3130AVBR2	12958	Federal Home Loan Bank		03/08/2023	20,375,000.00	20,365,627.50	20,375,000.00	5.510	5.514	122	04/01/2024
3130AVA36	12959	Federal Home Loan Bank		03/08/2023	15,000,000.00	14,998,800.00	15,000,000.00	5.500	5.504	122	04/01/2024
3135G07A5	12986	Federal National Mtg Assn		04/14/2023	15,000,000.00	14,972,100.00	15,000,000.00	5.260	5.264	161	05/10/2024
3134GXBD5	12300	Federal Home Loan Mtg Corp		11/12/2020	15,000,000.00	14,666,400.00	15,000,000.00	0.360	0.360	166	05/15/2024
3130AVR46	13002	Federal Home Loan Bank		04/21/2023	20,000,000.00	19,978,400.00	20,000,000.00	5.300	5.304	168	05/17/2024
3130AVT51	13010	Federal Home Loan Bank		04/25/2023	20,000,000.00	19,975,200.00	20,000,000.00	5.300	5.304	173	05/22/2024
3130ATXX0	12864	Federal Home Loan Bank		11/30/2022	25,000,000.00	24,936,000.00	25,000,000.00	5.000	5.001	175	05/24/2024
3130AVV74	13023	Federal Home Loan Bank		05/03/2023	20,000,000.00	19,977,600.00	20,000,000.00	5.280	5.284	179	05/28/2024
3130AV5F5	12957	Federal Home Loan Bank		03/07/2023	10,000,000.00	9,995,300.00	10,000,000.00	5.450	5.457	189	06/07/2024
3130AW6A3	13042	Federal Home Loan Bank		05/22/2023	20,000,000.00	19,975,800.00	20,000,000.00	5.470	5.474	200	06/18/2024
3134GYAA0	12908	Federal Home Loan Mtg Corp		12/20/2022	25,000,000.00	24,955,000.00	25,000,000.00	5.145	5.145	202	06/20/2024
3130AQDR1	12613	Federal Home Loan Bank		12/30/2021	25,000,000.00	24,388,000.00	25,000,000.00	1.000	1.000	210	06/28/2024
3130AMU67	12666	Federal Home Loan Bank		03/21/2022	20,000,000.00	19,437,800.00	19,238,220.00	0.400	2.128	210	06/28/2024
3130ASKJ7	12756	Federal Home Loan Bank		06/28/2022	20,000,000.00	19,790,600.00	20,000,000.00	3.500	3.500	210	06/28/2024
3130AWFH8	13056	Federal Home Loan Bank		06/13/2023	20,000,000.00	19,994,600.00	20,000,000.00	5.510	5.515	224	07/12/2024
3130AQJ38	12629	Federal Home Loan Bank		01/25/2022	10,000,000.00	9,727,800.00	10,000,000.00	1.050	1.050	237	07/25/2024
3130APRU1	12556	Federal Home Loan Bank		11/16/2021	10,000,000.00	9,699,000.00	10,000,000.00	1.000	1.000	259	08/16/2024
3130APRU1	12557	Federal Home Loan Bank		11/16/2021	25,000,000.00	24,247,500.00	25,000,000.00	1.000	1.000	259	08/16/2024

**Alameda County Investment Pool
Portfolio Management
Portfolio Details - Investments
November 30, 2023**

CUSIP	Investment #	Issuer	Average Balance	Purchase Date	Par Value	Market Value	Book Value	Stated Rate	YTM 365	Days to Maturity	Maturity Date
Agency Callables (Aaa/AA+)											
3130APUP8	12572	Federal Home Loan Bank		11/23/2021	25,000,000.00	24,183,750.00	25,000,000.00	0.750	0.750	266	08/23/2024
3130ANWG1	12496	Federal Home Loan Bank		08/30/2021	25,000,000.00	24,131,000.00	25,000,000.00	0.500	0.500	269	08/26/2024
3134GY4G4	12859	Federal Home Loan Mtg Corp		11/28/2022	25,000,000.00	24,903,750.00	25,000,000.00	5.020	5.025	269	08/26/2024
3130AQV26	12996	Federal Home Loan Bank		04/20/2023	25,000,000.00	24,342,000.00	23,921,354.25	1.610	4.898	278	09/04/2024
3134GWN44	12219	Federal Home Loan Mtg Corp		09/11/2020	15,000,000.00	14,441,400.00	15,000,000.00	0.450	0.450	285	09/11/2024
3130AU5Q3	12896	Federal Home Loan Bank		12/13/2022	20,000,000.00	19,907,020.00	20,000,000.00	5.200	5.205	287	09/13/2024
3130AQFC2	12609	Federal Home Loan Bank		12/27/2021	25,000,000.00	24,131,250.00	24,993,750.00	1.000	1.009	301	09/27/2024
3130AQGY3	12617	Federal Home Loan Bank		12/30/2021	25,000,000.00	24,129,250.00	25,000,000.00	1.030	1.030	304	09/30/2024
3130AQFW8	12618	Federal Home Loan Bank		12/30/2021	25,000,000.00	24,122,750.00	25,000,000.00	1.000	1.000	304	09/30/2024
3130ARFM8	13034	Federal Home Loan Bank		05/16/2023	5,000,000.00	4,871,500.00	4,843,500.00	2.170	4.547	304	09/30/2024
3134GWVJ2	12247	Federal Home Loan Mtg Corp		09/30/2020	15,000,000.00	14,401,350.00	15,000,000.00	0.400	0.400	304	09/30/2024
3134GWVX0	12248	Federal Home Loan Mtg Corp		09/30/2020	15,000,000.00	14,407,200.00	15,000,000.00	0.400	0.400	304	09/30/2024
3134GWVJ2	12249	Federal Home Loan Mtg Corp		09/30/2020	10,000,000.00	9,600,900.00	10,000,000.00	0.400	0.400	304	09/30/2024
3135GAGL9	12990	Federal National Mtg Assn		04/17/2023	15,000,000.00	14,955,450.00	15,000,000.00	5.000	5.000	321	10/17/2024
3134GX4M3	12828	Federal Home Loan Mtg Corp		10/28/2022	10,000,000.00	9,963,700.00	10,000,000.00	5.080	5.080	329	10/25/2024
3130APJ89	12538	Federal Home Loan Bank		10/28/2021	10,000,000.00	9,607,500.00	10,000,000.00	0.700	0.700	332	10/28/2024
3130APLB9	12539	Federal Home Loan Bank		10/28/2021	10,000,000.00	9,606,200.00	10,000,000.00	0.850	0.850	332	10/28/2024
3130APLB9	12540	Federal Home Loan Bank		10/28/2021	10,000,000.00	9,606,200.00	10,000,000.00	0.850	0.850	332	10/28/2024
3134GXSD7	12715	Federal Home Loan Mtg Corp		05/05/2022	25,000,000.00	24,474,250.00	25,000,000.00	3.020	3.020	340	11/05/2024
3130APRA5	12554	Federal Home Loan Bank		11/15/2021	25,000,000.00	24,023,750.00	25,000,000.00	1.100	1.100	350	11/15/2024
3134GY2K7	12846	Federal Home Loan Mtg Corp		11/15/2022	10,000,000.00	9,981,400.00	10,000,000.00	5.310	5.310	350	11/15/2024
3133ENEJ5	12564	Federal Farm Credit Bank		11/18/2021	25,000,000.00	23,980,000.00	24,971,250.00	0.875	0.914	353	11/18/2024
3130APWM3	12581	Federal Home Loan Bank		11/30/2021	10,000,000.00	9,593,500.00	10,000,000.00	1.050	1.050	360	11/25/2024
3130APWV3	12583	Federal Home Loan Bank		11/30/2021	25,000,000.00	23,983,750.00	25,000,000.00	1.050	1.050	360	11/25/2024
3134GXDZ4	12318	Federal Home Loan Mtg Corp		11/25/2020	15,000,000.00	14,313,900.00	15,000,000.00	0.450	0.450	360	11/25/2024
3135GA3G4	12317	Federal National Mtg Assn		11/25/2020	10,000,000.00	9,533,500.00	10,000,000.00	0.400	0.400	360	11/25/2024
3130AU2C7	12885	Federal Home Loan Bank		12/06/2022	15,000,000.00	14,991,750.00	15,000,000.00	5.300	5.300	371	12/06/2024
3130APXL4	12589	Federal Home Loan Bank		12/10/2021	25,000,000.00	23,988,250.00	24,993,750.00	1.100	1.108	375	12/10/2024
3130AMUP5	12466	Federal Home Loan Bank		06/23/2021	15,000,000.00	14,262,450.00	15,000,000.00	0.500	0.500	388	12/23/2024
3130AQ4D2	12602	Federal Home Loan Bank		12/23/2021	7,650,000.00	7,339,563.00	7,650,000.00	1.250	1.250	389	12/24/2024
3130AQFD0	12616	Federal Home Loan Bank		12/30/2021	25,000,000.00	23,898,000.00	25,000,000.00	1.060	1.060	395	12/30/2024
3134GWUY0	12246	Federal Home Loan Mtg Corp		09/30/2020	15,000,000.00	14,236,050.00	15,000,000.00	0.400	0.400	395	12/30/2024
3134GWXG6	12250	Federal Home Loan Mtg Corp		09/30/2020	10,000,000.00	9,493,900.00	10,000,000.00	0.430	0.430	395	12/30/2024
3134GWUY0	12251	Federal Home Loan Mtg Corp		09/30/2020	10,000,000.00	9,490,700.00	10,000,000.00	0.400	0.400	395	12/30/2024
3130APBR5	12570	Federal Home Loan Bank		11/19/2021	14,950,000.00	14,208,330.50	14,804,237.50	0.650	0.967	403	01/07/2025
3130AQGT4	12631	Federal Home Loan Bank		01/28/2022	15,000,000.00	14,319,150.00	14,857,500.00	1.100	1.429	409	01/13/2025

Portfolio POOL
RC
PM (PRF_PM2) 7.3.11

**Alameda County Investment Pool
Portfolio Management
Portfolio Details - Investments
November 30, 2023**

CUSIP	Investment #	Issuer	Average Balance	Purchase Date	Par Value	Market Value	Book Value	Stated Rate	YTM 365	Days to Maturity	Maturity Date
Agency Callables (Aaa/AA+)											
3130ALVS0	12436	Federal Home Loan Bank		04/27/2021	15,000,000.00	14,220,900.00	15,000,000.00	0.620	0.620	423	01/27/2025
3134GYF98	12927	Federal Home Loan Mtg Corp		01/30/2023	10,000,000.00	9,936,600.00	10,000,000.00	5.000	5.000	424	01/28/2025
3133ENPG9	12642	Federal Farm Credit Bank		02/15/2022	15,000,000.00	14,428,200.00	14,959,950.00	1.750	1.842	441	02/14/2025
3130APRE7	12563	Federal Home Loan Bank		11/18/2021	25,000,000.00	23,764,750.00	25,000,000.00	1.010	1.010	445	02/18/2025
31422BUS7	12016	Federal Home Loan Mtg Corp		02/18/2020	25,000,000.00	23,984,500.00	25,000,000.00	1.680	1.680	445	02/18/2025
3130AQVM2	12647	Federal Home Loan Bank		02/25/2022	10,000,000.00	9,586,500.00	10,000,000.00	1.750	1.750	452	02/25/2025
3130ANWK24	12495	Federal Home Loan Bank		08/30/2021	25,000,000.00	23,639,500.00	25,000,000.00	0.650	0.650	453	02/26/2025
3130AQT78	12652	Federal Home Loan Bank		02/28/2022	15,000,000.00	14,377,200.00	15,000,000.00	1.750	1.750	455	02/28/2025
3134GXT87	12788	Federal Home Loan Mtg Corp		08/30/2022	25,000,000.00	24,607,500.00	25,000,000.00	4.000	4.000	455	02/28/2025
3134GXS88	12790	Federal Home Loan Mtg Corp		08/30/2022	10,000,000.00	9,859,900.00	10,000,000.00	4.000	4.000	455	02/28/2025
3134GXS88	12791	Federal Home Loan Mtg Corp		08/30/2022	10,000,000.00	9,859,900.00	10,000,000.00	4.000	4.000	455	02/28/2025
3130ARC41	12674	Federal Home Loan Bank		03/30/2022	15,000,000.00	14,460,300.00	15,000,000.00	2.320	2.320	480	03/25/2025
3130AQA29	12611	Federal Home Loan Bank		12/28/2021	15,000,000.00	14,252,550.00	15,000,000.00	1.230	1.230	483	03/28/2025
3130ARJW2	12677	Federal Home Loan Bank		04/22/2022	15,000,000.00	14,557,950.00	15,000,000.00	3.000	3.000	508	04/22/2025
3134GYPC0	13005	Federal Home Loan Mtg Corp		04/24/2023	10,000,000.00	9,989,100.00	10,000,000.00	5.375	5.375	510	04/24/2025
3134GX6A7	12827	Federal Home Loan Mtg Corp		10/25/2022	15,000,000.00	14,961,000.00	15,000,000.00	5.000	5.000	511	04/25/2025
3134GXRG1	12930	Federal Home Loan Mtg Corp		01/31/2023	5,000,000.00	4,857,900.00	4,852,500.00	3.050	4.422	528	05/12/2025
3134GVWR5	12144	Federal Home Loan Mtg Corp		05/22/2020	25,000,000.00	23,459,250.00	25,000,000.00	0.625	0.625	538	05/22/2025
3135GAA76	12343	Federal National Mtg Assn		12/09/2020	20,000,000.00	18,693,200.00	20,000,000.00	0.540	0.540	556	06/09/2025
3130ANWJ5	12497	Federal Home Loan Bank		08/30/2021	25,000,000.00	23,429,500.00	25,000,000.00	0.720	0.720	557	06/10/2025
3135GABT7	12355	Federal National Mtg Assn		12/16/2020	20,000,000.00	18,668,600.00	20,000,000.00	0.500	0.500	563	06/16/2025
3135GA7L9	12356	Federal National Mtg Assn		12/16/2020	20,000,000.00	18,668,600.00	20,000,000.00	0.500	0.500	563	06/16/2025
3133ENHW3	12603	Federal Farm Credit Bank		12/23/2021	25,000,000.00	23,573,500.00	25,000,000.00	1.170	1.170	570	06/23/2025
3135GADS7	12911	Federal National Mtg Assn		12/23/2022	20,000,000.00	19,857,400.00	20,000,000.00	5.000	5.000	570	06/23/2025
3130ARAE1	12670	Federal Home Loan Bank		03/25/2022	25,000,000.00	23,931,750.00	25,000,000.00	2.100	2.100	572	06/25/2025
3130AQ7M9	12608	Federal Home Loan Bank		12/27/2021	25,000,000.00	23,592,500.00	25,000,000.00	1.250	1.250	574	06/27/2025
3130APDL6	12521	Federal Home Loan Bank		09/30/2021	15,000,000.00	14,051,250.00	15,000,000.00	0.800	0.800	577	06/30/2025
3130AQDQ3	12614	Federal Home Loan Bank		12/30/2021	15,000,000.00	14,145,750.00	15,000,000.00	1.220	1.220	577	06/30/2025
3130AQ5S8	12615	Federal Home Loan Bank		12/30/2021	25,000,000.00	23,574,500.00	25,000,000.00	1.250	1.250	577	06/30/2025
3136G4XV0	12181	Federal National Mtg Assn		06/30/2020	15,000,000.00	14,035,500.00	15,000,000.00	0.730	0.730	577	06/30/2025
3136G4ZJ5	12184	Federal National Mtg Assn		07/21/2020	10,000,000.00	9,322,600.00	10,000,000.00	0.625	0.625	598	07/21/2025
3136G4A86	12185	Federal National Mtg Assn		07/21/2020	8,000,000.00	7,445,120.00	7,984,000.00	0.500	0.541	598	07/21/2025
3130ARTJ0	13069	Federal Home Loan Bank		06/29/2023	5,000,000.00	4,843,650.00	4,815,500.00	3.000	4.883	602	07/25/2025
31422XXL1	12698	Farmer Mac		04/28/2022	25,000,000.00	24,229,000.00	25,000,000.00	3.050	3.051	605	07/28/2025
3130ARPZ8	12697	Federal Home Loan Bank		04/28/2022	25,000,000.00	24,263,000.00	25,000,000.00	3.150	3.151	605	07/28/2025
3130AUNY6	12928	Federal Home Loan Bank		01/30/2023	10,000,000.00	9,936,500.00	10,000,000.00	5.125	5.125	605	07/28/2025

Portfolio POOL
RC
PM (PRF_PM2) 7.3.11

**Alameda County Investment Pool
Portfolio Management
Portfolio Details - Investments
November 30, 2023**

CUSIP	Investment #	Issuer	Average Balance	Purchase Date	Par Value	Market Value	Book Value	Stated Rate	YTM 365	Days to Maturity	Maturity Date
Agency Callables (Aaa/AA+)											
3134GWND4	12199	Federal Home Loan Mtg Corp		08/12/2020	15,000,000.00	13,916,700.00	15,000,000.00	0.600	0.600	620	08/12/2025
3134GXL44	12779	Federal Home Loan Mtg Corp		08/12/2022	15,000,000.00	14,721,000.00	15,000,000.00	4.000	4.000	620	08/12/2025
3130ARL33	12682	Federal Home Loan Bank		04/21/2022	20,000,000.00	19,348,800.00	20,000,000.00	3.000	3.001	629	08/21/2025
3135G05X7	12209	Federal National Mtg Assn		08/27/2020	15,000,000.00	13,899,300.00	14,929,800.00	0.375	0.470	633	08/25/2025
3135G05X7	12210	Federal National Mtg Assn		08/27/2020	10,000,000.00	9,266,200.00	9,953,200.00	0.375	0.470	633	08/25/2025
3136G42F9	12211	Federal National Mtg Assn		08/27/2020	10,000,000.00	9,289,400.00	10,000,000.00	0.625	0.625	635	08/27/2025
3130ASZD4	12787	Federal Home Loan Bank		08/30/2022	15,000,000.00	14,781,750.00	14,998,500.00	4.130	4.134	636	08/28/2025
3130ASYZ6	12789	Federal Home Loan Bank		08/30/2022	25,000,000.00	24,531,750.00	25,000,000.00	4.000	4.000	636	08/28/2025
3130ASYR4	12806	Federal Home Loan Bank		09/27/2022	25,000,000.00	24,531,750.00	24,610,000.00	4.000	4.576	636	08/28/2025
3130ASZD4	13181	Federal Home Loan Bank		11/13/2023	25,000,000.00	24,636,250.00	24,701,704.17	4.130	5.343	636	08/28/2025
3134GXR63	12786	Federal Home Loan Mtg Corp		08/29/2022	20,000,000.00	19,671,000.00	20,000,000.00	4.050	4.050	636	08/28/2025
3134GXW34	12792	Federal Home Loan Mtg Corp		08/30/2022	20,000,000.00	19,688,600.00	20,000,000.00	4.250	4.250	636	08/28/2025
3134GXR63	12918	Federal Home Loan Mtg Corp		01/20/2023	10,000,000.00	9,835,500.00	9,871,600.00	4.050	4.577	636	08/28/2025
3134GXR63	12991	Federal Home Loan Mtg Corp		04/17/2023	5,000,000.00	4,917,500.00	4,942,500.00	4.050	4.567	636	08/28/2025
3134GXS47	13097	Federal Home Loan Mtg Corp		07/28/2023	7,000,000.00	6,888,840.00	6,863,500.00	4.200	5.198	636	08/28/2025
3135G06V0	12849	Federal National Mtg Assn		11/16/2022	20,000,000.00	19,707,400.00	19,672,460.00	4.125	4.758	636	08/28/2025
3130AWS92	13193	Federal Home Loan Bank		11/20/2023	21,295,000.00	21,557,550.03	21,557,550.03	4.875	5.016	651	09/12/2025
3134GY7M8	12901	Federal Home Loan Mtg Corp		12/16/2022	25,000,000.00	24,861,500.00	25,000,000.00	5.270	5.273	655	09/16/2025
3134GX3A0	13117	Federal Home Loan Mtg Corp		08/23/2023	11,733,000.00	11,629,749.60	11,586,572.16	4.750	5.383	669	09/30/2025
3134GWZG4	12989	Federal Home Loan Mtg Corp		04/14/2023	13,000,000.00	12,003,680.00	11,889,800.00	0.600	4.212	689	10/20/2025
3134GYPN6	12995	Federal Home Loan Mtg Corp		04/20/2023	25,000,000.00	24,846,000.00	25,000,000.00	5.125	5.125	689	10/20/2025
3136G44U4	12265	Federal National Mtg Assn		10/20/2020	10,000,000.00	9,228,900.00	10,000,000.00	0.500	0.500	689	10/20/2025
3130ARUV1	12706	Federal Home Loan Bank		04/27/2022	25,000,000.00	24,193,000.00	25,000,000.00	3.100	3.100	696	10/27/2025
3134GW5R3	12992	Federal Home Loan Mtg Corp		04/17/2023	11,935,000.00	10,969,577.85	10,894,268.00	0.650	4.329	696	10/27/2025
3134GYQE5	13016	Federal Home Loan Mtg Corp		04/27/2023	25,000,000.00	24,883,000.00	25,000,000.00	5.375	5.375	696	10/27/2025
3134GYG30	12929	Federal Home Loan Mtg Corp		01/31/2023	5,000,000.00	4,961,800.00	5,000,000.00	5.020	5.028	697	10/28/2025
3135G06C2	12278	Federal National Mtg Assn		10/29/2020	15,000,000.00	13,859,400.00	15,000,000.00	0.600	0.600	698	10/29/2025
3134H1HH9	13170	Federal Home Loan Mtg Corp		11/01/2023	15,000,000.00	15,007,200.00	15,002,437.50	5.850	5.850	699	10/30/2025
3133EMYD8	12441	Federal Farm Credit Bank		05/06/2021	15,000,000.00	13,886,700.00	15,000,000.00	0.850	0.850	703	11/03/2025
3133EMYD8	12987	Federal Farm Credit Bank		04/14/2023	6,260,000.00	5,795,382.80	5,758,448.80	0.850	4.192	703	11/03/2025
3134GXB5	12319	Federal Home Loan Mtg Corp		11/25/2020	15,000,000.00	13,824,000.00	15,000,000.00	0.600	0.600	712	11/12/2025
3135GA2Z3	12304	Federal National Mtg Assn		11/17/2020	10,000,000.00	9,217,700.00	9,995,000.00	0.560	0.570	717	11/17/2025
3130APNH4	12561	Federal Home Loan Bank		11/18/2021	10,000,000.00	9,335,200.00	10,000,000.00	1.200	1.200	718	11/18/2025
3130APQG3	12562	Federal Home Loan Bank		11/18/2021	20,000,000.00	18,670,400.00	20,000,000.00	1.200	1.200	718	11/18/2025
3135GACY5	12856	Federal National Mtg Assn		11/25/2022	10,000,000.00	9,966,400.00	10,000,000.00	5.600	5.600	725	11/25/2025
3135GAD65	12858	Federal National Mtg Assn		11/28/2022	20,000,000.00	19,875,200.00	20,000,000.00	5.200	5.200	726	11/26/2025

Portfolio POOL
RC
PM (PRF_PM2) 7.3.11

**Alameda County Investment Pool
Portfolio Management
Portfolio Details - Investments
November 30, 2023**

CUSIP	Investment #	Issuer	Average Balance	Purchase Date	Par Value	Market Value	Book Value	Stated Rate	YTM 365	Days to Maturity	Maturity Date
Agency Callables (Aaa/AA+)											
3134GY4H2	12863	Federal Home Loan Mtg Corp		11/30/2022	25,000,000.00	24,833,500.00	25,000,000.00	5.150	5.150	728	11/28/2025
3134GXHD9	12359	Federal Home Loan Mtg Corp		12/23/2020	10,000,000.00	9,198,700.00	10,000,000.00	0.700	0.700	753	12/23/2025
3130AKN85	12367	Federal Home Loan Bank		01/20/2021	20,000,000.00	18,248,800.00	19,974,000.00	0.550	0.576	781	01/20/2026
3130AKMD5	12378	Federal Home Loan Bank		01/29/2021	4,980,000.00	4,550,425.20	4,976,324.76	0.500	0.515	787	01/26/2026
3130AUGJ7	12926	Federal Home Loan Bank		01/30/2023	15,000,000.00	14,949,750.00	15,000,000.00	5.020	5.020	787	01/26/2026
3134GYE24	12921	Federal Home Loan Mtg Corp		01/26/2023	10,000,000.00	9,925,500.00	10,000,000.00	5.125	5.125	787	01/26/2026
3134GYEA6	12925	Federal Home Loan Mtg Corp		01/27/2023	30,000,000.00	29,861,100.00	30,000,000.00	5.300	5.300	788	01/27/2026
3130AKUS3	12377	Federal Home Loan Bank		01/29/2021	15,450,000.00	14,114,347.50	15,442,275.00	0.500	0.510	789	01/28/2026
3130AKVY9	12373	Federal Home Loan Bank		01/29/2021	10,000,000.00	9,138,600.00	10,000,000.00	0.520	0.520	790	01/29/2026
3130AKVN3	12374	Federal Home Loan Bank		01/29/2021	5,000,000.00	4,569,300.00	5,000,000.00	0.520	0.520	790	01/29/2026
3130AKXB7	12391	Federal Home Loan Bank		02/11/2021	10,000,000.00	9,142,600.00	10,000,000.00	0.580	0.580	803	02/11/2026
3130AKXB7	12392	Federal Home Loan Bank		02/11/2021	20,000,000.00	18,285,200.00	20,000,000.00	0.580	0.580	803	02/11/2026
3130AKWA0	12393	Federal Home Loan Bank		02/12/2021	13,000,000.00	11,824,930.00	12,979,200.00	0.520	0.552	804	02/12/2026
3130AKXQ4	12394	Federal Home Loan Bank		02/12/2021	15,000,000.00	13,655,550.00	15,000,000.00	0.600	0.600	804	02/12/2026
3130AKVR4	12395	Federal Home Loan Bank		02/12/2021	20,000,000.00	18,271,000.00	20,000,000.00	0.550	0.550	804	02/12/2026
3130AL3S1	12397	Federal Home Loan Bank		02/17/2021	10,000,000.00	9,146,300.00	10,000,000.00	0.625	0.625	809	02/17/2026
3135G06Y4	12946	Federal National Mtg Assn		02/17/2023	10,000,000.00	9,967,800.00	10,000,000.00	5.200	5.200	809	02/17/2026
3130ALEM2	12403	Federal Home Loan Bank		02/25/2021	15,000,000.00	13,717,350.00	15,000,000.00	0.790	0.790	817	02/25/2026
3130AKZ25	12406	Federal Home Loan Bank		02/26/2021	10,000,000.00	9,112,200.00	10,000,000.00	0.650	0.650	818	02/26/2026
3134GXY65	12804	Federal Home Loan Mtg Corp		09/16/2022	15,000,000.00	14,729,400.00	15,000,000.00	4.250	4.250	836	03/16/2026
3130ALGJ7	12419	Federal Home Loan Bank		03/23/2021	20,000,000.00	18,350,400.00	20,000,000.00	1.000	1.000	843	03/23/2026
3130ALGJ7	12420	Federal Home Loan Bank		03/23/2021	9,250,000.00	8,487,060.00	9,250,000.00	1.000	1.000	843	03/23/2026
3130AQ2Z5	12607	Federal Home Loan Bank		12/27/2021	25,000,000.00	23,253,750.00	25,000,000.00	1.500	1.500	847	03/27/2026
3130AMAG7	12437	Federal Home Loan Bank		04/29/2021	10,000,000.00	9,181,600.00	10,000,000.00	1.050	1.050	880	04/29/2026
3134GYQA3	13019	Federal Home Loan Mtg Corp		05/01/2023	10,000,000.00	9,970,900.00	10,000,000.00	5.500	5.500	882	05/01/2026
3134GYFT4	12936	Federal Home Loan Mtg Corp		02/07/2023	15,000,000.00	14,866,950.00	15,000,000.00	5.000	5.003	888	05/07/2026
3133EMZS4	12447	Federal Farm Credit Bank		05/18/2021	10,000,000.00	9,138,500.00	10,000,000.00	0.900	0.900	899	05/18/2026
31422XQ62	12855	Farmer Mac		11/22/2022	20,000,000.00	19,873,000.00	20,000,000.00	5.300	5.300	903	05/22/2026
3135GAHM6	13041	Federal National Mtg Assn		05/22/2023	10,000,000.00	9,911,200.00	10,000,000.00	5.000	5.000	903	05/22/2026
3134GYAW2	12910	Federal Home Loan Mtg Corp		12/22/2022	25,000,000.00	24,805,500.00	25,000,000.00	5.150	5.150	934	06/22/2026
3130AMU75	12476	Federal Home Loan Bank		06/30/2021	10,000,000.00	9,105,300.00	10,000,000.00	1.000	1.000	938	06/26/2026
3130AMU75	13021	Federal Home Loan Bank		05/02/2023	5,000,000.00	4,552,650.00	4,538,600.00	1.000	4.155	938	06/26/2026
3135GAJN2	13160	Federal National Mtg Assn		10/20/2023	5,000,000.00	4,940,600.00	4,943,750.00	4.500	5.365	966	07/24/2026
3130AQM83	12632	Federal Home Loan Bank		01/28/2022	4,185,000.00	3,868,697.70	4,164,261.00	1.600	1.716	969	07/27/2026
3130ANED8	12994	Federal Home Loan Bank		04/19/2023	18,850,000.00	17,105,432.50	16,998,741.50	1.000	4.246	969	07/27/2026
3134GYQD7	13014	Federal Home Loan Mtg Corp		04/27/2023	25,000,000.00	24,852,000.00	25,000,000.00	5.400	5.403	969	07/27/2026

**Alameda County Investment Pool
Portfolio Management
Portfolio Details - Investments
November 30, 2023**

CUSIP	Investment #	Issuer	Average Balance	Purchase Date	Par Value	Market Value	Book Value	Stated Rate	YTM 365	Days to Maturity	Maturity Date
Agency Callables (Aaa/AA+)											
3130ANSC53	12494	Federal Home Loan Bank		08/30/2021	15,000,000.00	13,610,400.00	15,000,000.00	1.000	1.000	999	08/26/2026
3134H1AE3	13118	Federal Home Loan Mtg Corp		08/28/2023	15,000,000.00	14,970,150.00	15,000,000.00	5.500	5.500	1,001	08/28/2026
3130ANU32	12516	Federal Home Loan Bank		09/22/2021	10,000,000.00	9,090,600.00	9,995,000.00	1.000	1.010	1,026	09/22/2026
3130ANYN4	13191	Federal Home Loan Bank		11/20/2023	10,000,000.00	9,044,800.00	9,008,888.89	1.000	4.801	1,034	09/30/2026
31424WAL6	13158	Farmer Mac		10/18/2023	19,300,000.00	19,346,899.00	19,258,848.11	5.720	5.810	1,050	10/16/2026
3134H1FE8	13153	Federal Home Loan Mtg Corp		10/16/2023	10,000,000.00	10,009,200.00	10,000,000.00	6.000	6.000	1,050	10/16/2026
3134H1FZ1	13154	Federal Home Loan Mtg Corp		10/16/2023	20,000,000.00	20,015,800.00	20,000,000.00	5.620	5.620	1,050	10/16/2026
3134GYPX4	13013	Federal Home Loan Mtg Corp		04/27/2023	25,000,000.00	24,823,500.00	25,000,000.00	5.300	5.300	1,061	10/27/2026
3134GW6C5	12988	Federal Home Loan Mtg Corp		04/14/2023	13,955,000.00	12,406,832.30	12,485,538.50	0.800	4.022	1,062	10/28/2026
3130APVJ1	12571	Federal Home Loan Bank		11/23/2021	15,000,000.00	13,703,400.00	15,000,000.00	1.500	1.500	1,088	11/23/2026
3130APWE1	12582	Federal Home Loan Bank		11/30/2021	15,000,000.00	13,721,850.00	15,000,000.00	1.500	1.500	1,090	11/25/2026
3130APW43	12585	Federal Home Loan Bank		12/02/2021	8,125,000.00	7,433,725.00	8,123,375.00	1.500	1.504	1,097	12/02/2026
3130APW84	12586	Federal Home Loan Bank		12/03/2021	10,000,000.00	9,148,500.00	9,997,500.00	1.500	1.505	1,098	12/03/2026
3130APXT7	12594	Federal Home Loan Bank		12/17/2021	10,000,000.00	9,165,800.00	10,000,000.00	1.600	1.600	1,112	12/17/2026
3134GYPY2	13011	Federal Home Loan Mtg Corp		04/26/2023	25,000,000.00	24,764,250.00	25,000,000.00	5.150	5.152	1,152	01/26/2027
3130AQU8	12645	Federal Home Loan Bank		02/17/2022	10,000,000.00	9,209,200.00	10,000,000.00	2.010	2.010	1,174	02/17/2027
3130AQUY7	12648	Federal Home Loan Bank		02/25/2022	10,000,000.00	9,232,500.00	10,000,000.00	2.050	2.050	1,182	02/25/2027
3130AL5A8	13022	Federal Home Loan Bank		05/02/2023	16,225,000.00	14,431,488.50	14,407,637.75	0.900	4.100	1,183	02/26/2027
3130AQZT3	12993	Federal Home Loan Bank		04/18/2023	8,395,000.00	7,908,006.05	7,943,181.10	2.750	4.266	1,193	03/08/2027
3130ARGC9	12667	Federal Home Loan Bank		03/25/2022	10,000,000.00	9,375,000.00	10,000,000.00	2.550	2.550	1,210	03/25/2027
3130ARFG1	12675	Federal Home Loan Bank		03/30/2022	10,000,000.00	9,329,500.00	10,000,000.00	2.400	2.400	1,210	03/25/2027
3130ARDV0	12691	Federal Home Loan Bank		04/08/2022	10,000,000.00	9,476,700.00	10,000,000.00	3.000	3.000	1,210	03/25/2027
3130ARFQ9	12671	Federal Home Loan Bank		04/05/2022	25,000,000.00	23,417,750.00	25,000,000.00	2.610	2.610	1,221	04/05/2027
31422XXG2	12700	Farmer Mac		04/26/2022	15,000,000.00	14,234,550.00	15,000,000.00	3.100	3.100	1,242	04/26/2027
3134GYQ96	13012	Federal Home Loan Mtg Corp		04/26/2023	20,000,000.00	19,853,200.00	20,000,000.00	5.450	5.450	1,242	04/26/2027
3130ARNT4	13132	Federal Home Loan Bank		09/22/2023	5,000,000.00	4,959,900.00	4,922,500.00	4.000	5.863	1,245	04/29/2027
3134GYT36	13049	Federal Home Loan Mtg Corp		06/07/2023	15,000,000.00	14,897,850.00	15,000,000.00	5.000	5.000	1,284	06/07/2027
3134GYLU4	12973	Federal Home Loan Mtg Corp		03/17/2023	25,000,000.00	24,844,000.00	25,000,000.00	5.500	5.502	1,294	06/17/2027
3134GYUZ3	13067	Federal Home Loan Mtg Corp		06/28/2023	20,000,000.00	19,917,800.00	20,000,000.00	5.350	5.350	1,305	06/28/2027
3134GYYE6	13092	Federal Home Loan Mtg Corp		07/28/2023	15,000,000.00	14,911,410.00	15,000,000.00	5.625	5.625	1,333	07/26/2027
3134GYJE3	12944	Federal Home Loan Mtg Corp		02/16/2023	25,000,000.00	24,741,500.00	25,000,000.00	5.200	5.200	1,354	08/16/2027
3130ANLF5	13177	Federal Home Loan Bank		11/09/2023	10,000,000.00	8,803,400.00	8,751,075.00	1.050	4.752	1,362	08/24/2027
3134H1DG5	13134	Federal Home Loan Mtg Corp		09/27/2023	15,000,000.00	14,968,650.00	15,000,000.00	5.550	5.550	1,396	09/27/2027
3130ATDV6	12814	Federal Home Loan Bank		09/30/2022	10,000,000.00	9,860,300.00	10,000,000.00	5.000	5.000	1,399	09/30/2027
3134H1FY4	13157	Federal Home Loan Mtg Corp		10/18/2023	20,000,000.00	20,012,800.00	20,000,000.00	5.700	5.700	1,417	10/18/2027
3134GYQN5	13017	Federal Home Loan Mtg Corp		04/27/2023	25,000,000.00	24,815,250.00	25,000,000.00	5.500	5.500	1,426	10/27/2027

Portfolio POOL
RC
PM (PRF_PM2) 7.3.11

**Alameda County Investment Pool
Portfolio Management
Portfolio Details - Investments
November 30, 2023**

CUSIP	Investment #	Issuer	Average Balance	Purchase Date	Par Value	Market Value	Book Value	Stated Rate	YTM 365	Days to Maturity	Maturity Date
Agency Callables (Aaa/AA+)											
31422XN40	12837	Farmer Mac		11/01/2022	15,000,000.00	14,868,450.00	15,000,000.00	5.050	5.050	1,431	11/01/2027
31422XN40	12838	Farmer Mac		11/01/2022	15,000,000.00	14,868,450.00	15,000,000.00	5.050	5.050	1,431	11/01/2027
31422X3A8	13038	Farmer Mac		05/19/2023	25,000,000.00	24,318,750.00	25,000,000.00	4.250	4.250	1,631	05/19/2028
3130AXWN4	13199	Federal Home Loan Bank		11/30/2023	25,000,000.00	24,932,000.00	25,000,000.00	5.280	5.280	1,642	05/30/2028
31422X6P2	13120	Farmer Mac		09/05/2023	15,000,000.00	14,929,650.00	15,000,000.00	5.250	5.252	1,648	06/05/2028
31422X4B5	13061	Farmer Mac		06/16/2023	15,000,000.00	14,790,600.00	15,000,000.00	4.850	4.850	1,659	06/16/2028
3134GYUC4	13066	Federal Home Loan Mtg Corp		06/28/2023	15,000,000.00	14,907,000.00	15,000,000.00	5.200	5.200	1,671	06/28/2028
31422X5E8	13091	Farmer Mac		07/28/2023	15,000,000.00	14,843,100.00	15,000,000.00	5.000	5.001	1,673	06/30/2028
31422X4V1	13079	Farmer Mac		07/12/2023	15,000,000.00	14,959,800.00	15,000,000.00	5.970	5.970	1,685	07/12/2028
31422X4V1	13080	Farmer Mac		07/12/2023	2,000,000.00	1,994,640.00	2,000,000.00	5.970	5.970	1,685	07/12/2028
31422X5N8	13094	Farmer Mac		07/28/2023	15,000,000.00	14,957,400.00	15,000,000.00	5.550	5.550	1,699	07/26/2028
31422X5N8	13095	Farmer Mac		07/28/2023	10,000,000.00	9,971,600.00	10,000,000.00	5.550	5.550	1,699	07/26/2028
3134GYU0	13102	Federal Home Loan Mtg Corp		08/01/2023	25,000,000.00	24,868,500.00	25,000,000.00	5.700	5.700	1,705	08/01/2028
31422X6C1	13110	Farmer Mac		08/18/2023	25,000,000.00	24,649,375.00	25,000,000.00	5.150	5.150	1,722	08/18/2028
3130AXW38	13197	Federal Home Loan Bank		11/28/2023	25,000,000.00	24,897,250.00	25,000,000.00	5.185	5.187	1,732	08/28/2028
3134H1BJ1	13123	Federal Home Loan Mtg Corp		09/13/2023	11,375,000.00	11,336,325.00	11,369,312.50	5.600	5.612	1,748	09/13/2028
31424WAQ5	13152	Farmer Mac		10/12/2023	20,000,000.00	19,942,960.00	20,000,000.00	5.600	5.604	1,762	09/27/2028
3134H1CJ0	13141	Federal Home Loan Mtg Corp		09/28/2023	10,000,000.00	9,973,100.00	10,000,000.00	6.250	6.250	1,763	09/28/2028
31424WBX9	13180	Farmer Mac		11/13/2023	20,000,000.00	19,980,600.00	20,000,000.00	5.200	5.200	1,809	11/13/2028
3130AXSN9	13182	Federal Home Loan Bank		11/14/2023	25,000,000.00	25,021,250.00	25,000,000.00	5.000	5.000	1,810	11/14/2028
Subtotal and Average			3,588,944,460.83		3,657,288,000.00	3,539,212,895.03	3,641,991,661.52		3.189	720	
Municipal Bonds											
072024WP3	12038	Bay Area Ca Tran		03/17/2020	10,000,000.00	9,899,100.00	10,264,600.00	2.254	1.570	122	04/01/2024
072024WP3	12039	Bay Area Ca Tran		03/17/2020	10,000,000.00	9,899,100.00	10,264,600.00	2.254	1.575	122	04/01/2024
13032UB98	12692	California Health Facility		04/07/2022	1,000,000.00	986,960.00	1,000,000.00	2.670	2.671	183	06/01/2024
91412HGE7	12262	UNIVHGR		10/19/2020	9,580,000.00	9,002,900.80	9,661,525.80	0.883	0.721	531	05/15/2025
13032UC22	12693	California Health Facility		04/07/2022	2,715,000.00	2,628,201.45	2,715,000.00	2.991	2.992	548	06/01/2025
13032UC30	12694	California Health Facility		04/07/2022	2,500,000.00	2,382,700.00	2,500,000.00	3.044	3.045	913	06/01/2026
13063DC48	13155	St. of California		10/16/2023	14,060,000.00	12,407,106.40	12,292,400.23	1.700	5.090	1,523	02/01/2028
Subtotal and Average			48,698,126.03		49,855,000.00	47,206,068.65	48,698,126.03		2.469	622	

Alameda County Investment Pool
Portfolio Management
Portfolio Details - Investments
November 30, 2023

CUSIP	Investment #	Issuer	Average Balance	Purchase Date	Par Value	Market Value	Book Value	Stated Rate	YTM 365	Days to Maturity
Total and Average			9,731,497,327.07		10,473,429,000.00	10,237,418,849.64	10,399,577,592.92		3.838	509

**Alameda County Investment Pool
Transaction Activity Report
November 1, 2023 - November 30, 2023
Sorted by Fund - Transaction Date
All Funds**

Investment #	Fund	CUSIP	Inv Descrip	TransactionType	TransactionDate	Issuer	New Principal	Principal Paydowns	Interest	Total Cash
13168	100	06367DDZ5	BMO 5.89% MAT	Purchase	11/01/2023	Bank of Montreal	100,000,000.00			-100,000,000.00
13169	100	313384TB5	FHLBDN ZERO CPN	Purchase	11/01/2023	Federal Home Loan	49,221,979.17			-49,221,979.17
13170	100	3134H1HH9	FEDERAL HOME LN	Purchase	11/01/2023	Federal Home Loan	15,002,437.50			-15,002,437.50
11756	100	31422BKF1	FAMCA 2.4% MAT	Interest	11/01/2023	Farmer Mac			300,000.00	300,000.00
12449	100	90327QD71	USAA 0.5% MAT	Interest	11/01/2023	USAA Capital Corp			17,500.00	17,500.00
12837	100	31422XN40	FEDERAL AGRIC	Interest	11/01/2023	Farmer Mac			378,750.00	378,750.00
12838	100	31422XN40	FEDERAL AGRIC	Interest	11/01/2023	Farmer Mac			378,750.00	378,750.00
13019	100	3134GYQA3	FEDERAL HOME LN	Interest	11/01/2023	Federal Home Loan			275,000.00	275,000.00
10472	100	SYS10472	CTRSTF 0.1%	Interest	11/02/2023	CalTrust - Short Ter			172,625.44	172,625.44
12441	100	3133EMYD8	FEDERAL FARM CR	Interest	11/03/2023	Federal Farm Credit			63,750.00	63,750.00
12987	100	3133EMYD8	FEDERAL FARM CR	Interest	11/03/2023	Federal Farm Credit			26,605.00	26,605.00
13023	100	3130AVV74	FEDERAL HOME	Interest	11/03/2023	Federal Home Loan			528,000.00	528,000.00
13147	100	SYS13147	BRIDGE 5.6% MAT	Interest	11/03/2023	Bridge Bank			166,465.80	166,465.80
13171	100	89233GGR1	TOYOTA ZERO CPN	Purchase	11/06/2023	Toyota Motor Credit	47,984,055.56			-47,984,055.56
12291	100	3137EAEZ8	FEDERAL HOME LN	Redemption	11/06/2023	Federal Home Loan		10,000,000.00		10,000,000.00
12293	100	3137EAEZ8	FEDERAL HOME LN	Redemption	11/06/2023	Federal Home Loan		10,000,000.00		10,000,000.00
12291	100	3137EAEZ8	FEDERAL HOME LN	Interest	11/06/2023	Federal Home Loan			12,500.00	12,500.00
12293	100	3137EAEZ8	FEDERAL HOME LN	Interest	11/06/2023	Federal Home Loan			12,500.00	12,500.00
12715	100	3134GXSD7	FEDERAL HOME LN	Interest	11/06/2023	Federal Home Loan			377,500.00	377,500.00
13106	100	SYS13106	BANKSF 3.03% MAT	Interest	11/06/2023	Bank of San Francisc			68,488.89	68,488.89
12299	100	3135G06G3	FNMA 0.5% MAT	Interest	11/07/2023	Federal National Mtg			45,000.00	45,000.00
12936	100	3134GYFT4	FEDERAL HOME LN	Interest	11/07/2023	Federal Home Loan			375,000.00	375,000.00
13173	100	06367DEJ0	BMO 5.8% MAT	Purchase	11/08/2023	Bank of Montreal	100,000,000.00			-100,000,000.00
13175	100	313384SM2	FHLBDN ZERO CPN	Purchase	11/08/2023	Federal Home Loan	49,386,333.33			-49,386,333.33
13176	100	313384XT1	FHLBDN ZERO CPN	Purchase	11/08/2023	Federal Home Loan	48,474,583.33			-48,474,583.33
13172	100	459058KT9	IBRD 3.5% MAT	Purchase	11/08/2023	International Bank R	28,855,133.33			-28,855,133.33
13174	100	63873QS62	NATXNY 5.81% MAT	Purchase	11/08/2023	Natixis North Americ	50,000,000.00			-50,000,000.00
12984	100	63873QE83	NATXNY 5.42% MAT	Redemption	11/08/2023	Natixis North Americ		50,000,000.00		50,000,000.00
12984	100	63873QE83	NATXNY 5.42% MAT	Interest	11/08/2023	Natixis North Americ			1,595,888.90	1,595,888.90
13029	100	037833ES5	APPLE INC, SR NT	Interest	11/08/2023	Apple Inc.			218,593.89	218,593.89
13073	100	SYS13073	EWEST 3.% MAT	Interest	11/08/2023	East West Bank			114,097.20	114,097.20
13122	100	SYS13122	CBB 4.02% MAT	Interest	11/08/2023	Community Bank of th			46,844.44	46,844.44
13177	100	3130ANLF5	FEDERAL HOME	Purchase	11/09/2023	Federal Home Loan	8,751,075.00			-8,751,075.00
12551	100	3130APU29	FEDERAL HOME	Redemption	11/09/2023	Federal Home Loan		12,800,000.00		12,800,000.00

Portfolio POOL

RC

**Alameda County Investment Pool
Transaction Activity Report
Sorted by Fund - Transaction Date**

Investment #	Fund	CUSIP	Inv Descrip	TransactionType	TransactionDate	Issuer	New Principal	Principal Paydowns	Interest	Total Cash
12552	100	3130APU29	FEDERAL HOME	Redemption	11/09/2023	Federal Home Loan		20,000,000.00		20,000,000.00
12551	100	3130APU29	FEDERAL HOME	Interest	11/09/2023	Federal Home Loan			32,000.00	32,000.00
12552	100	3130APU29	FEDERAL HOME	Interest	11/09/2023	Federal Home Loan			50,000.00	50,000.00
13178	100	713448FW3	PEPSICO INC, SR NTPurchase		11/10/2023	Pepsi Inc.	8,997,570.00			-8,997,570.00
13179	100	713448FV5	PEPSICO INC, SR NTPurchase		11/10/2023	Pepsi Inc.	4,996,650.00			-4,996,650.00
13032	100	3134GYRW4	FEDERAL HOME LN	Redemption	11/10/2023	Federal Home Loan		8,418,316.00		8,418,316.00
13032	100	3134GYRW4	FEDERAL HOME LN	Cap G/L	11/10/2023	Federal Home Loan		1,684.00		1,684.00
13030	100	037833ET3	APPLE INC, SR NT	Interest	11/10/2023	Apple Inc.			300,000.00	300,000.00
13031	100	SYS13031	UBOC 0.05% MAT	Interest	11/10/2023	Union Bank of Califo			215.28	215.28
13032	100	3134GYRW4	FEDERAL HOME LN	Interest	11/10/2023	Federal Home Loan			210,500.00	210,500.00
13032	100	3134GYRW4	FEDERAL HOME LN	Accr Int	11/10/2023	Federal Home Loan		1,169.44	-1,169.44	0.00
13180	100	31424WBX9	FEDERAL AGRIC	Purchase	11/13/2023	Farmer Mac	20,000,000.00			-20,000,000.00
13181	100	3130ASZD4	FEDERAL HOME	Purchase	11/13/2023	Federal Home Loan	24,701,704.17			-24,701,704.17
12303	100	110122DT2	BRISTOL-MYERS	Redemption	11/13/2023	Bristol Myers		5,000,000.00		5,000,000.00
12133	100	037833DT4	APPLE INC, SR GLBL	Interest	11/13/2023	Apple Inc.			28,125.00	28,125.00
12302	100	110122DN5	BMV 0.75% MAT	Interest	11/13/2023	Bristol Myers			18,750.00	18,750.00
12303	100	110122DT2	BRISTOL-MYERS	Interest	11/13/2023	Bristol Myers			13,425.00	13,425.00
12319	100	3134GXBM5	FEDERAL HOME LN	Interest	11/13/2023	Federal Home Loan			45,000.00	45,000.00
12443	100	023135BX3	AMAZON COM INC,	Interest	11/13/2023	Amazon			50,000.00	50,000.00
12444	100	023135BW5	AMAZON COM INC,	Interest	11/13/2023	Amazon			6,750.00	6,750.00
12445	100	808513BR5	SCHW 1.15% MAT	Interest	11/13/2023	Charles Schwab			23,000.00	23,000.00
12930	100	3134GXRG1	FEDERAL HOME LN	Interest	11/13/2023	Federal Home Loan			76,250.00	76,250.00
13182	100	3130AXSN9	FEDERAL HOME	Purchase	11/14/2023	Federal Home Loan	25,000,000.00			-25,000,000.00
13183	100	459058JN4	IBRD 0.75% MAT	Purchase	11/14/2023	International Bank R	17,120,833.33			-17,120,833.33
13184	100	459058JZ7	IBRD 1.125% MAT	Purchase	11/14/2023	International Bank R	21,117,406.25			-21,117,406.25
12140	100	3133ELZM9	FEDERAL FARM CR	Interest	11/14/2023	Federal Farm Credit			62,500.00	62,500.00
12446	100	45950VPX8	IFC 0.86% MAT	Interest	11/14/2023	IFCDN			43,000.00	43,000.00
13185	100	037833EC0	APPLE INC, SR GLBL	Purchase	11/15/2023	Apple Inc.	8,599,203.53			-8,599,203.53
12847	100	3134GX7M0	FEDERAL HOME LN	Redemption	11/15/2023	Federal Home Loan		15,000,000.00		15,000,000.00
11932	100	45818WCS3	IADB 1.7% MAT	Interest	11/15/2023	InterAmerican Develo			85,000.00	85,000.00
11950	100	45818WCS3	IADB 1.7% MAT	Interest	11/15/2023	InterAmerican Develo			212,500.00	212,500.00
12262	100	91412HGE7	UNVHGR 0.883%	Interest	11/15/2023	UNIVHGR			42,295.70	42,295.70
12300	100	3134GXBD5	FEDERAL HOME LN	Interest	11/15/2023	Federal Home Loan			27,000.00	27,000.00
12402	100	53961LAH2	LISC 0.5% MAT	Interest	11/15/2023	Local Initiatives Su			12,500.00	12,500.00
12554	100	3130APRA5	FEDERAL HOME	Interest	11/15/2023	Federal Home Loan			137,500.00	137,500.00
12846	100	3134GY2K7	FEDERAL HOME LN	Interest	11/15/2023	Federal Home Loan			265,500.00	265,500.00
12847	100	3134GX7M0	FEDERAL HOME LN	Interest	11/15/2023	Federal Home Loan			386,250.00	386,250.00
13033	100	14913UAA8	CAT 4.35% MAT	Interest	11/15/2023	Caterpillar Inc.			435,000.00	435,000.00
12556	100	3130APRU1	FEDERAL HOME	Interest	11/16/2023	Federal Home Loan			50,000.00	50,000.00
12557	100	3130APRU1	FEDERAL HOME	Interest	11/16/2023	Federal Home Loan			125,000.00	125,000.00

Portfolio POOL

RC

**Alameda County Investment Pool
Transaction Activity Report
Sorted by Fund - Transaction Date**

Investment #	Fund	CUSIP	Inv Descrip	TransactionType	TransactionDate	Issuer	New Principal	Principal Paydowns	Interest	Total Cash
13189	100	3130AXU63	FEDERAL HOME	Purchase	11/17/2023	Federal Home Loan	19,964,600.00			-19,964,600.00
13190	100	3130AXU63	FEDERAL HOME	Purchase	11/17/2023	Federal Home Loan	29,907,883.47			-29,907,883.47
13188	100	48130CDU6	JPMORGAN CHASE	Purchase	11/17/2023	J.P. Morgan	20,000,000.00			-20,000,000.00
12560	100	3130APLJ2	FEDERAL HOME	Redemption	11/17/2023	Federal Home Loan		15,000,000.00		15,000,000.00
12850	100	3134GY2A9	FEDERAL HOME LN	Redemption	11/17/2023	Federal Home Loan		15,000,000.00		15,000,000.00
13165	100	3130AXD62	FEDERAL HOME	Redemption	11/17/2023	Federal Home Loan		15,000,000.00		15,000,000.00
12304	100	3135GA2Z3	FEDERAL NATL MTG	Interest	11/17/2023	Federal National Mtg			28,000.00	28,000.00
12560	100	3130APLJ2	FEDERAL HOME	Interest	11/17/2023	Federal Home Loan			37,500.00	37,500.00
12850	100	3134GY2A9	FEDERAL HOME LN	Interest	11/17/2023	Federal Home Loan			386,250.00	386,250.00
13165	100	3130AXD62	FEDERAL HOME	Interest	11/17/2023	Federal Home Loan			49,583.33	49,583.33
13191	100	3130ANYN4	FEDERAL HOME	Purchase	11/20/2023	Federal Home Loan	9,008,888.89			-9,008,888.89
13193	100	3130AWS92	FHLB 4.875% MAT	Purchase	11/20/2023	Federal Home Loan	21,557,550.03			-21,557,550.03
13192	100	313384SD2	FHLBDN ZERO CPN	Purchase	11/20/2023	Federal Home Loan	49,532,888.89			-49,532,888.89
13194	100	313384RX9	FHLBDN ZERO CPN	Purchase	11/20/2023	Federal Home Loan	49,576,277.78			-49,576,277.78
11911	100	31422BPC8	FAMCA 1.72% MAT	Redemption	11/20/2023	Farmer Mac		20,000,000.00		20,000,000.00
11911	100	31422BPC8	FAMCA 1.72% MAT	Interest	11/20/2023	Farmer Mac			172,000.00	172,000.00
12447	100	3133EMZS4	FEDERAL FARM CR	Interest	11/20/2023	Federal Farm Credit			45,000.00	45,000.00
12561	100	3130APNH4	FEDERAL HOME	Interest	11/20/2023	Federal Home Loan			60,000.00	60,000.00
12562	100	3130APQG3	FEDERAL HOME	Interest	11/20/2023	Federal Home Loan			120,000.00	120,000.00
12563	100	3130APRE7	FEDERAL HOME	Interest	11/20/2023	Federal Home Loan			126,250.00	126,250.00
12564	100	3133ENEJ5	FEDERAL FARM CR	Interest	11/20/2023	Federal Farm Credit			109,375.00	109,375.00
13038	100	31422X3A8	FEDERAL AGRIC	Interest	11/20/2023	Farmer Mac			531,250.00	531,250.00
13039	100	716973AA0	PFIZER 4.65% MAT	Interest	11/20/2023	Pfizer			232,500.00	232,500.00
13040	100	716973AB8	PFIZER INVT	Interest	11/20/2023	Pfizer			155,750.00	155,750.00
13129	100	716973AC6	PFIZER INVT	Interest	11/20/2023	Pfizer			313,413.50	313,413.50
13129	100	716973AC6	PFIZER INVT	Accr Int	11/20/2023	Pfizer		212,424.71	-212,424.71	0.00
13139	100	637639AH8	NSCC 5.1% MAT	Interest	11/21/2023	National Securities			129,667.50	129,667.50
13139	100	637639AH8	NSCC 5.1% MAT	Accr Int	11/21/2023	National Securities		90,767.25	-90,767.25	0.00
13195	100	313384RR2	FHLBDN ZERO CPN	Purchase	11/22/2023	Federal Home Loan	49,634,722.22			-49,634,722.22
12574	100	3130APWH4	FEDERAL HOME	Redemption	11/22/2023	Federal Home Loan		15,000,000.00		15,000,000.00
12144	100	3134GVWR5	FEDERAL HOME LN	Interest	11/22/2023	Federal Home Loan			78,125.00	78,125.00
12574	100	3130APWH4	FEDERAL HOME	Interest	11/22/2023	Federal Home Loan			55,937.51	55,937.51
12855	100	31422XQ62	FAMCA 5.3% MAT	Interest	11/22/2023	Farmer Mac			530,000.00	530,000.00
13041	100	3135GAHM6	FEDERAL NATL MTG	Interest	11/22/2023	Federal National Mtg			250,000.00	250,000.00
13042	100	3130AW6A3	FEDERAL HOME	Interest	11/22/2023	Federal Home Loan			547,000.00	547,000.00
13196	100	45905U5Z3	IBRD 2.25% MAT	Purchase	11/24/2023	International Bank R	4,657,725.00			-4,657,725.00
12312	100	459058JM6	IBRD 0.25% MAT	Redemption	11/24/2023	International Bank R		20,000,000.00		20,000,000.00
12313	100	459058JM6	IBRD 0.25% MAT	Redemption	11/24/2023	International Bank R		15,000,000.00		15,000,000.00
12573	100	45950VQS8	IFC 0.61% MAT	Redemption	11/24/2023	IFCDN		10,000,000.00		10,000,000.00
12312	100	459058JM6	IBRD 0.25% MAT	Interest	11/24/2023	International Bank R			25,000.00	25,000.00

Portfolio POOL

RC

**Alameda County Investment Pool
Transaction Activity Report
Sorted by Fund - Transaction Date**

Investment #	Fund	CUSIP	Inv Descrip	TransactionType	TransactionDate	Issuer	New Principal	Principal Paydowns	Interest	Total Cash
12313	100	459058JM6	IBRD 0.25% MAT	Interest	11/24/2023	International Bank R			18,750.00	18,750.00
12571	100	3130APVJ1	FEDERAL HOME	Interest	11/24/2023	Federal Home Loan			112,500.00	112,500.00
12573	100	45950VQS8	IFC 0.61% MAT	Interest	11/24/2023	IFCDN			30,500.00	30,500.00
12864	100	3130ATXX0	FEDERAL HOME	Interest	11/24/2023	Federal Home Loan			625,000.00	625,000.00
13183	100	459058JN4	IBRD 0.75% MAT	Interest	11/24/2023	International Bank R			75,000.00	75,000.00
13183	100	459058JN4	IBRD 0.75% MAT	Accr Int	11/24/2023	International Bank R		70,833.33	-70,833.33	0.00
12321	100	3135G06H1	FNMA 0.25% MAT	Redemption	11/27/2023	Federal National Mtg		15,000,000.00		15,000,000.00
12317	100	3135GA3G4	FEDERAL NATL MTG	Interest	11/27/2023	Federal National Mtg			20,000.00	20,000.00
12318	100	3134GXDZ4	FEDERAL HOME LN	Interest	11/27/2023	Federal Home Loan			33,750.00	33,750.00
12321	100	3135G06H1	FNMA 0.25% MAT	Interest	11/27/2023	Federal National Mtg			18,750.00	18,750.00
12581	100	3130APWM3	FEDERAL HOME	Interest	11/27/2023	Federal Home Loan			52,500.00	52,500.00
12582	100	3130APWE1	FEDERAL HOME	Interest	11/27/2023	Federal Home Loan			112,500.00	112,500.00
12583	100	3130APWV3	FEDERAL HOME	Interest	11/27/2023	Federal Home Loan			131,250.00	131,250.00
12856	100	3135GACY5	FEDERAL NATL MTG	Interest	11/27/2023	Federal National Mtg			280,000.00	280,000.00
12858	100	3135GAD65	FEDERAL NATL MTG	Interest	11/27/2023	Federal National Mtg			520,000.00	520,000.00
13044	100	31422X3G5	FAMCA 5.% MAT	Interest	11/27/2023	Farmer Mac			375,000.00	375,000.00
13197	100	3130AXW38	FEDERAL HOME	Purchase	11/28/2023	Federal Home Loan	25,000,000.00			-25,000,000.00
13198	100	89115BMD9	TD 5.68% MAT	Purchase	11/28/2023	Toronto Dominion	100,000,000.00			-100,000,000.00
12151	100	717081EX7	PFIZER INC, GLBL	Interest	11/28/2023	Pfizer			20,000.00	20,000.00
12453	100	06048WM31	BAC 1.25% MAT	Interest	11/28/2023	Bank of America Corp			62,500.00	62,500.00
12454	100	48128G3N8	JPM 1.2% MAT	Interest	11/28/2023	J.P. Morgan			30,000.00	30,000.00
12863	100	3134GY4H2	FEDERAL HOME LN	Interest	11/28/2023	Federal Home Loan			643,750.00	643,750.00
12884	100	023135CM6	AMAZON COM INC,	Interest	11/29/2023	Amazon			352,500.00	352,500.00
13199	100	3130AXWN4	FEDERAL HOME	Purchase	11/30/2023	Federal Home Loan	25,000,000.00			-25,000,000.00
13046	100	3133EPLD5	FEDERAL FARM CR	Interest	11/30/2023	Federal Farm Credit			193,750.00	193,750.00
Totals for General Fund							1,032,049,500.7	271,595,194.73	15,227,327.65	-745,226,978.40
Grand Total							1,032,049,500.7	271,595,194.73	15,227,327.65	-745,226,978.40