



TREASURER - TAX COLLECTOR

HENRY C. LEVY
TREASURER - TAX COLLECTOR

January 30, 2024

The Honorable Board of Supervisors
County of Alameda
1221 Oak Street, 5th Floor
Oakland, CA 94612

SUBJECT: INVESTMENT REPORT – DECEMBER 2023

Dear Board Members:

RECOMMENDATIONS:

Accept the Treasurer-Tax Collector's December 2023 Investment Report.

DISCUSSION/SUMMARY:

In accordance with the Treasurer's investment policy, submitted herewith is a report of the cash pool investments for the month of December 2023. Enclosed with this report is a detailed composition of all outstanding investments by securities category as of December 31, 2023. This report reflects the market value and cost of purchase. All investments in the Treasurer's investment portfolio conform to the statutory requirements of Government Code Section 53601 et. seq., authorities delegated by the County Board of Supervisors and the Treasurer's investment policy.

As of December 31, 2023

Treasurer's Investment Pool – Book Value	\$ 10,995,094,833
Treasurer's Investment Pool – Market Value	10,894,127,617
Total Cash in Bank	51,663,429
Total interest received during the month	19,160,920
Average Maturity of the portfolio	562 days
Annualized cash basis rate of return for the month	2.05%

Liquidity Summary of the Portfolio as of December 31, 2023

Maturity	Amount	Percentage Held
1 to 90 days	\$ 2,423,035,115	22.04%
91 to 365 days	3,212,758,435	29.22%
2 years	2,024,480,941	18.41%
3 years	1,297,768,759	11.80%
4 years	627,602,004	5.71%
5+ years	1,409,449,579	12.82%
Total	\$10,995,094,833	100.00%

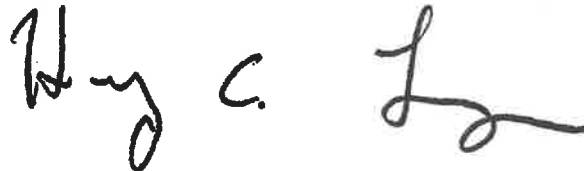
Conclusion

Based on investment activity during the month of December 2023, the Treasurer expects to meet all operating cash needs for the pool participants within the next six months from the portfolio's most liquid assets and current revenues. For your review, a copy of the Investment Status Report and transaction details for the month of December 2023 is attached and on file with the Office of the Clerk of the Board of Supervisors.

Vision 2026 Goal:

The Investment Report meets the 10x goal of **Accessible Infrastructure** in support of our shared vision of **Prosperous and Vibrant Economy**.

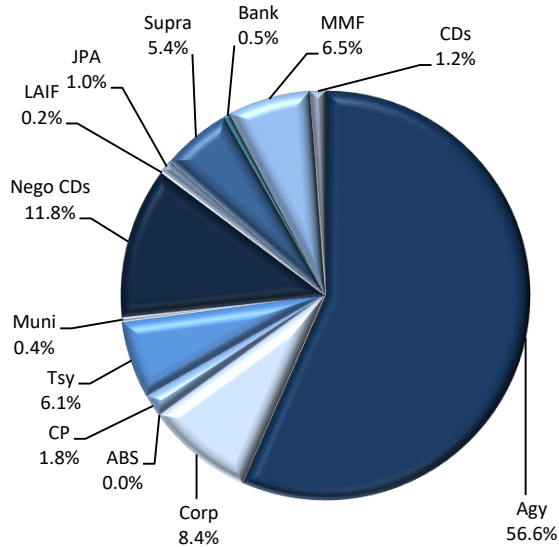
Very truly yours,

A handwritten signature in black ink, appearing to read "Henry C. Levy". The signature is written in a cursive style with a large initial "H" and a long horizontal stroke at the end.

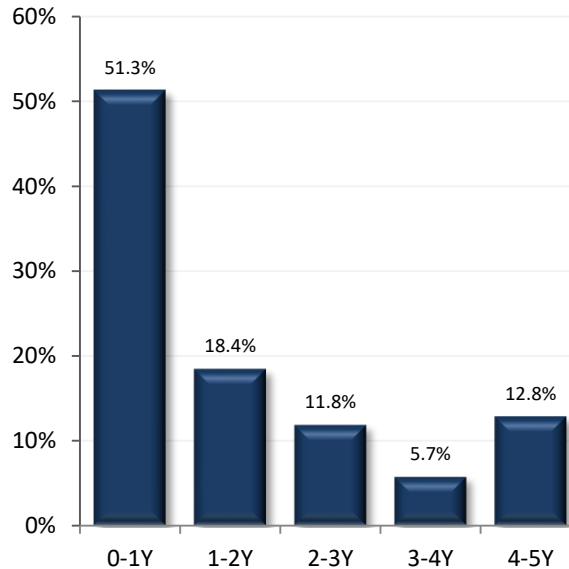
Henry C. Levy
Treasurer – Tax Collector

cc: Susan Muranishi, County Administrator
Melissa Wilk, Auditor-Controller
School District and Special District Participants
Members of the Treasury Oversight Committee

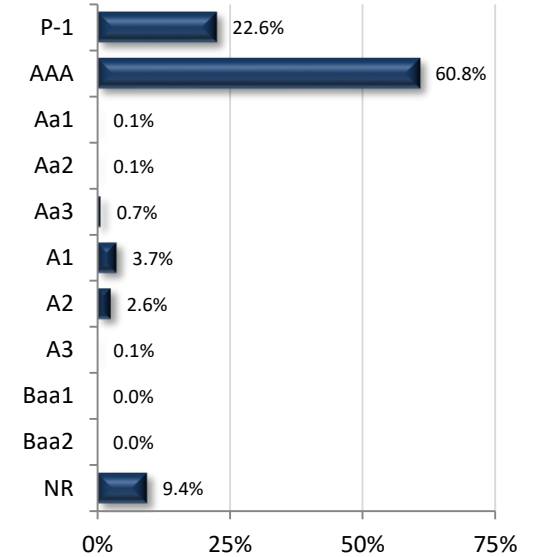
SECTOR ALLOCATION



MATURITY DISTRIBUTION



CREDIT QUALITY (MOODY'S)



Per Book Value

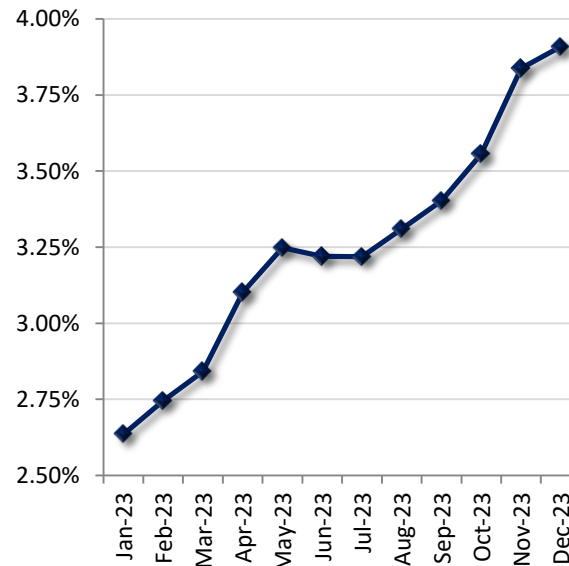
Per Book Value

NR: Not Rated

ACCOUNT SUMMARY

	12/31/23	11/30/23
Market Value	\$10,894,127,617	\$10,237,418,850
Book Value*	\$10,995,094,833	\$10,399,577,593
Unrealized G/L	-\$100,967,217	-\$162,158,743
Par Value	\$11,081,772,335	\$10,473,429,000
Net Asset Value	\$99.082	\$98.441
Book Yield	3.91%	3.84%
Years to Maturity	1.54	1.39
Effective Duration	1.15	1.10

PORTFOLIO BOOK YIELD HISTORY



TOP ISSUERS

Issuer	% Portfolio
Federal Home Loan Bank	23.0%
Federal Home Loan Mtg Corp	11.1%
Federal Home Loan Bk Disc Note	6.7%
Farmer Mac	6.6%
Federal National Mtg Assn	5.0%
Bank of Montreal	4.9%
U.S. Treasury	4.7%
Natixis North America	4.5%
Federal Farm Credit Bank	4.3%
International Bank Recon & D	3.2%
State Street Institutional US	2.9%
Federated Fund 117	2.6%
Toyota Motor Credit Corp	2.2%
Royal Bank CN	1.4%
Treasury Bill	1.3%

*Book Value is not Amortized

Per Book Value

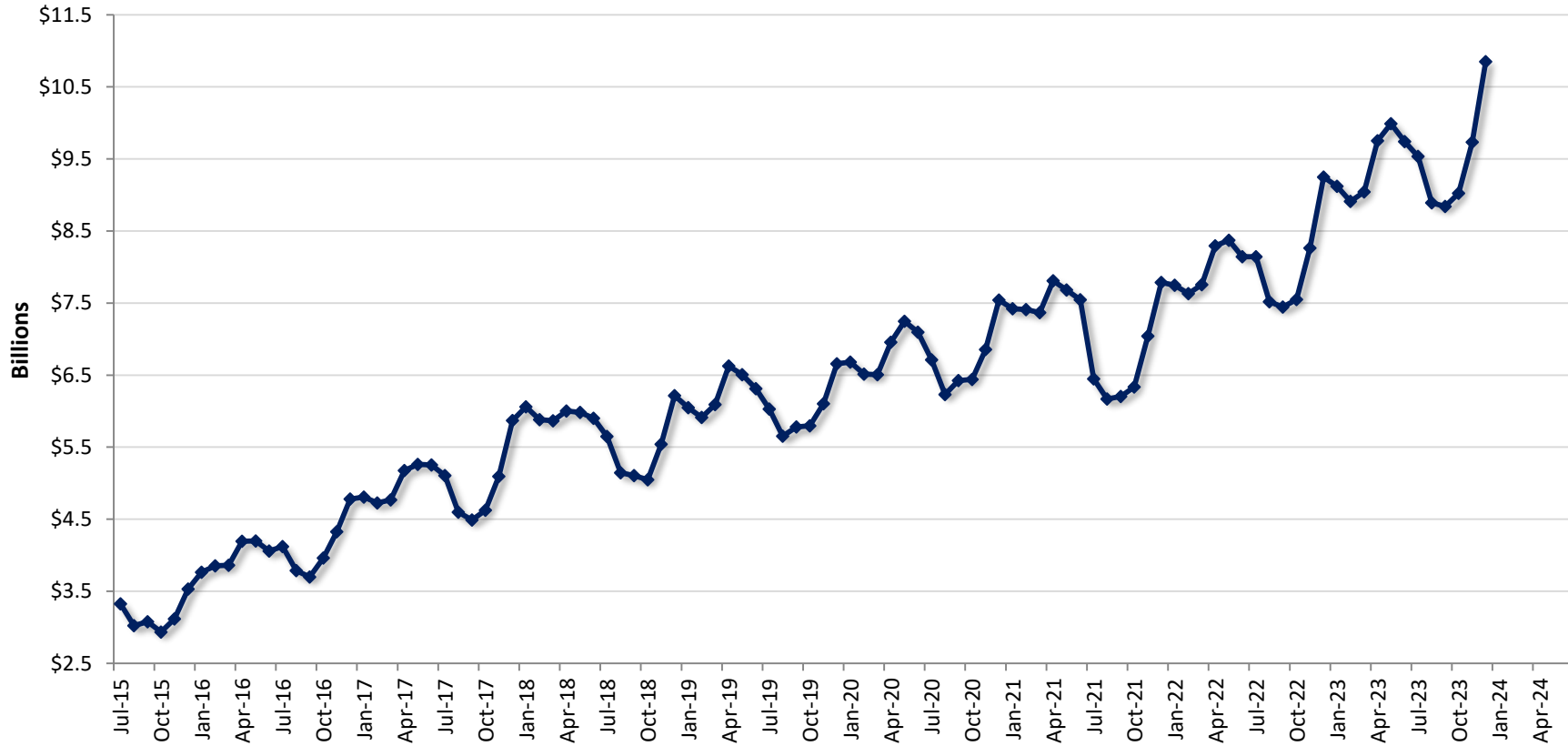
Investment Policy Compliance

County of Alameda

12/31/2023

Item / Sector	Parameters	In Compliance
Weighted Average Maturity	Maximum WAM of 3.0 years	Yes 1.54 yrs
U.S. Treasury and Federal Agency Obligations	No sector limit; no issuer limit; max maturity 5 years	Yes 62.7%
Debt Issued by State of CA and Local Agencies within the State	20% limit; 5% issuer limit; Minimum rating of A by at least one NRSRO; max maturity 5 years	Yes 0.4%
LAIF	Maximum amount permitted by LAIF (currently \$75 million limit)	Yes \$22 Mil
Joint Powers Authority (CAMP)	Max Limit: Twice the limit of LAIF deposits (currently \$150 million limit)	Yes \$20 Mil
Joint Powers Authority (CalTrust)	Max Limit: Twice the limit of LAIF deposits (currently \$150 million limit)	Yes \$90 Mil
Money Market Mutual Funds	20% limit; 10% per fund limit; SEC registered with stable NAV; Rated AAAM or equivalent by at least two of the three rating agencies or meet advisor requirements	Yes 6.5%
Commercial Paper (Includes Asset Backed)	25% sector limit; 10% combined issuer limit; Max maturity of 270 days; Rated A-1, P-1, or F-1; Total assets over \$500mm; Asset Backed CP Must have program-wide credit enhancements	Yes 1.8%
Negotiable CDs	30% limit; 10% combined issuer limit; Minimum rating of A by rating agency if issued by domestic bank; Minimum rating of AA if a U.S. branch of a foreign bank; Max maturity of 1 year	Yes 11.8%
Collateralized/FDIC - Insured Time Deposits	Time deposits with banks and savings and loans associations located with the State, collateralized according to Government code	Yes 1.2%
Collateralized Money Market Bank Accounts	Deposit funds in interest-bearing active collateralized money market bank accounts	Yes 0.5%
Medium-Term Notes	30% limit; 10% combined issuer limit, Max maturity 5 years; Minimum rating of A or better by two NRSRO's	Yes 8.4%
Asset-Backed Securities	20% limit; 5% issuer limit; Max maturity of 5 years; Minimum rating of AA or better by rating agency	Yes 0.0%
Repurchase Agreement	20% limit; Max maturity of 180 days; Must have 102% collateral; Collateral of agency and treasuries with final maturity not to exceed 5 years	Yes 0.0%
Supranationals	30% limit; 15% issuer limit; Only IBRD, IFC, IADB; Max Maturity 5 years; Minimum rating of AA by a rating agency; max maturity of 5 years	Yes 5.4%
Floaters, Structured Notes, Derivatives	15% limit for treasuries, agencies, and munis	Yes 0.0%

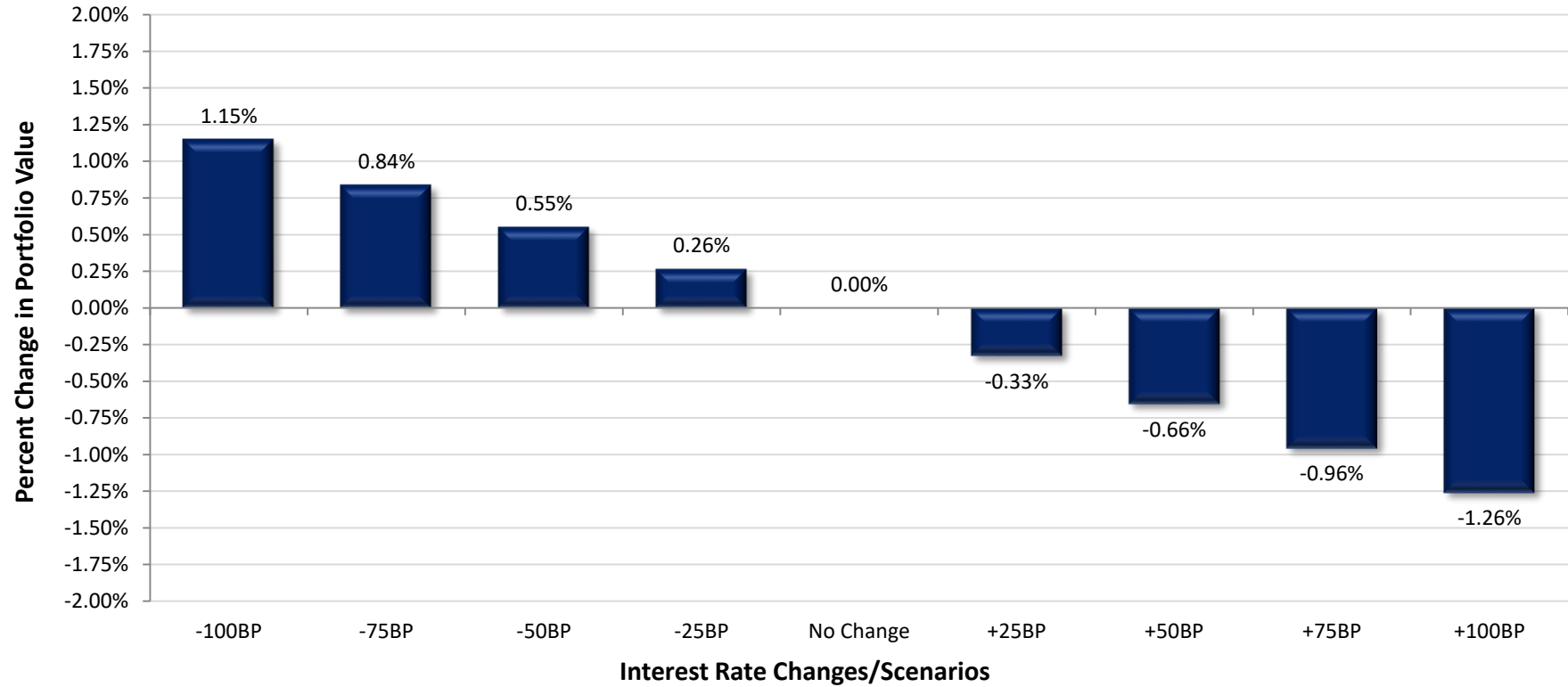
**Historical Book Values
12/31/2023**



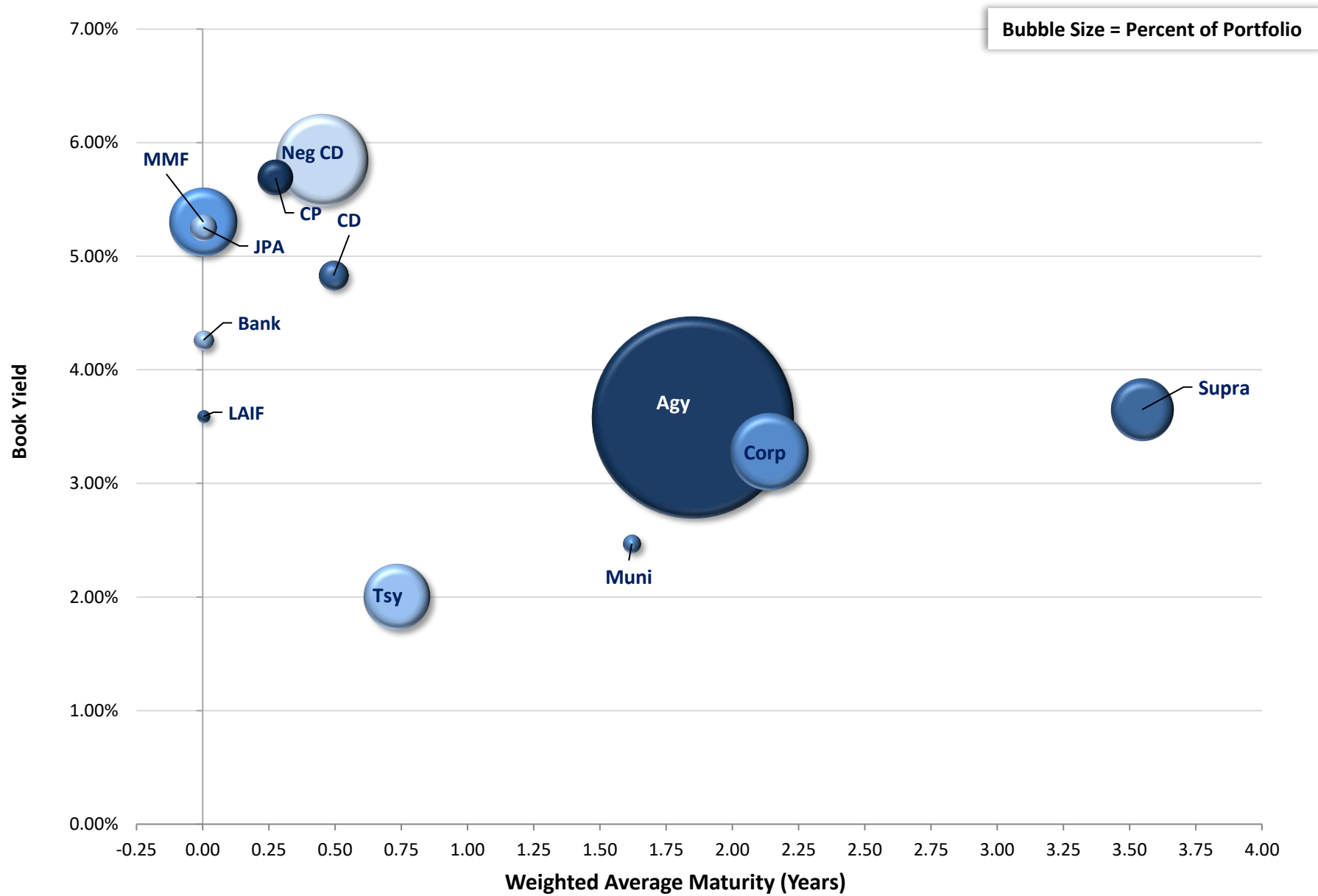
	Jul	Aug	Sep	Oct	Nov	Dec	Jan	Feb	Mar	Apr	May	Jun
Fiscal Year 2016	\$3.325	\$3.023	\$3.078	\$2.936	\$3.117	\$3.530	\$3.747	\$3.852	\$3.862	\$4.195	\$4.199	\$4.060
Fiscal Year 2017	\$4.120	\$3.786	\$3.698	\$3.962	\$4.328	\$4.781	\$4.807	\$4.726	\$4.767	\$5.174	\$5.263	\$5.253
Fiscal Year 2018	\$5.107	\$4.600	\$4.490	\$4.625	\$5.096	\$5.818	\$6.011	\$5.881	\$5.868	\$6.002	\$5.984	\$5.901
Fiscal Year 2019	\$5.648	\$5.146	\$5.108	\$5.047	\$5.540	\$6.217	\$6.047	\$5.912	\$6.093	\$6.626	\$6.507	\$6.311
Fiscal Year 2020	\$6.029	\$5.655	\$5.782	\$5.797	\$6.103	\$6.658	\$6.682	\$6.513	\$6.507	\$6.958	\$7.246	\$7.096
Fiscal Year 2021	\$6.711	\$6.231	\$6.426	\$6.439	\$6.857	\$7.543	\$7.422	\$7.412	\$7.369	\$7.811	\$7.680	\$7.546
Fiscal Year 2022	\$6.449	\$6.168	\$6.204	\$6.335	\$7.041	\$7.786	\$7.749	\$7.630	\$7.753	\$8.296	\$8.370	\$8.141
Fiscal Year 2023	\$8.142	\$7.519	\$7.446	\$7.549	\$8.265	\$9.247	\$9.120	\$8.912	\$9.045	\$9.752	\$9.988	\$9.740
Fiscal Year 2024	\$9.536	\$8.892	\$8.841	\$9.024	\$9.731	\$10.849						

Figures in Billions, Average Daily Balance

Instantaneous Interest Rate Changes and Approximate Change in Portfolio's Market Value



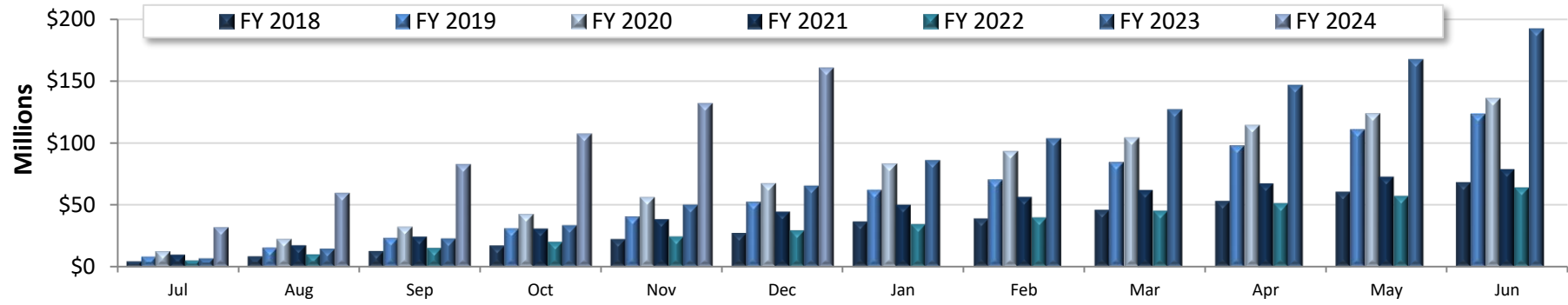
Int. Rate Change	Portfolio Value	Value Change	Percent Change
-100 Basis Points	\$11,019,410,084	\$125,282,468	1.15%
-75 Basis Points	\$10,985,583,818	\$91,456,201	0.84%
-50 Basis Points	\$10,954,263,201	\$60,135,584	0.55%
-25 Basis Points	\$10,922,942,584	\$28,814,968	0.26%
No Change	\$10,894,127,617	\$0	0.00%
+25 Basis Points	\$10,858,438,455	-\$35,689,162	-0.33%
+50 Basis Points	\$10,822,749,293	-\$71,378,324	-0.66%
+75 Basis Points	\$10,789,805,451	-\$104,322,166	-0.96%
+100 Basis Points	\$10,756,861,609	-\$137,266,008	-1.26%



*Note: Excludes Cash Balance

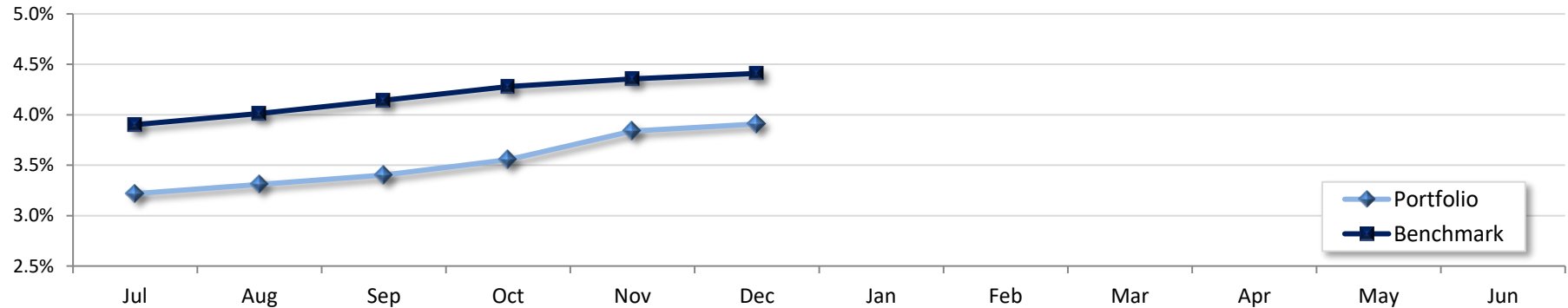
Historical Earnings and Book Rate of Return Performance

Fiscal Year-to-Date Earnings



FYTD	Jul	Aug	Sep	Oct	Nov	Dec	Jan	Feb	Mar	Apr	May	Jun	FY Return
FY 2018	\$4.6	\$8.7	\$12.8	\$17.3	\$22.4	\$27.3	\$36.5	\$38.8	\$45.9	\$53.0	\$60.3	\$67.8	1.80%
FY 2019	\$8.4	\$15.8	\$23.5	\$31.1	\$40.7	\$52.6	\$62.1	\$70.3	\$84.4	\$97.7	\$110.6	\$123.0	2.29%
FY 2020	\$12.7	\$22.7	\$32.4	\$42.8	\$56.2	\$67.5	\$83.2	\$93.3	\$104.2	\$114.2	\$123.6	\$135.9	1.56%
FY 2021	\$9.9	\$17.5	\$24.4	\$31.0	\$38.5	\$44.5	\$50.1	\$56.3	\$61.7	\$67.1	\$72.6	\$78.7	0.95%
FY 2022	\$5.3	\$10.2	\$15.4	\$20.3	\$24.5	\$29.3	\$34.3	\$39.5	\$45.0	\$50.9	\$56.8	\$63.4	1.18%
FY 2023	\$7.1	\$14.9	\$23.2	\$33.8	\$50.4	\$65.6	\$86.0	\$103.7	\$127.1	\$146.8	\$167.5	\$192.1	2.20%
FY 2024	\$32.0	\$59.7	\$82.7	\$107.2	\$131.8	\$160.3							

Month-End Book Yield vs Benchmark




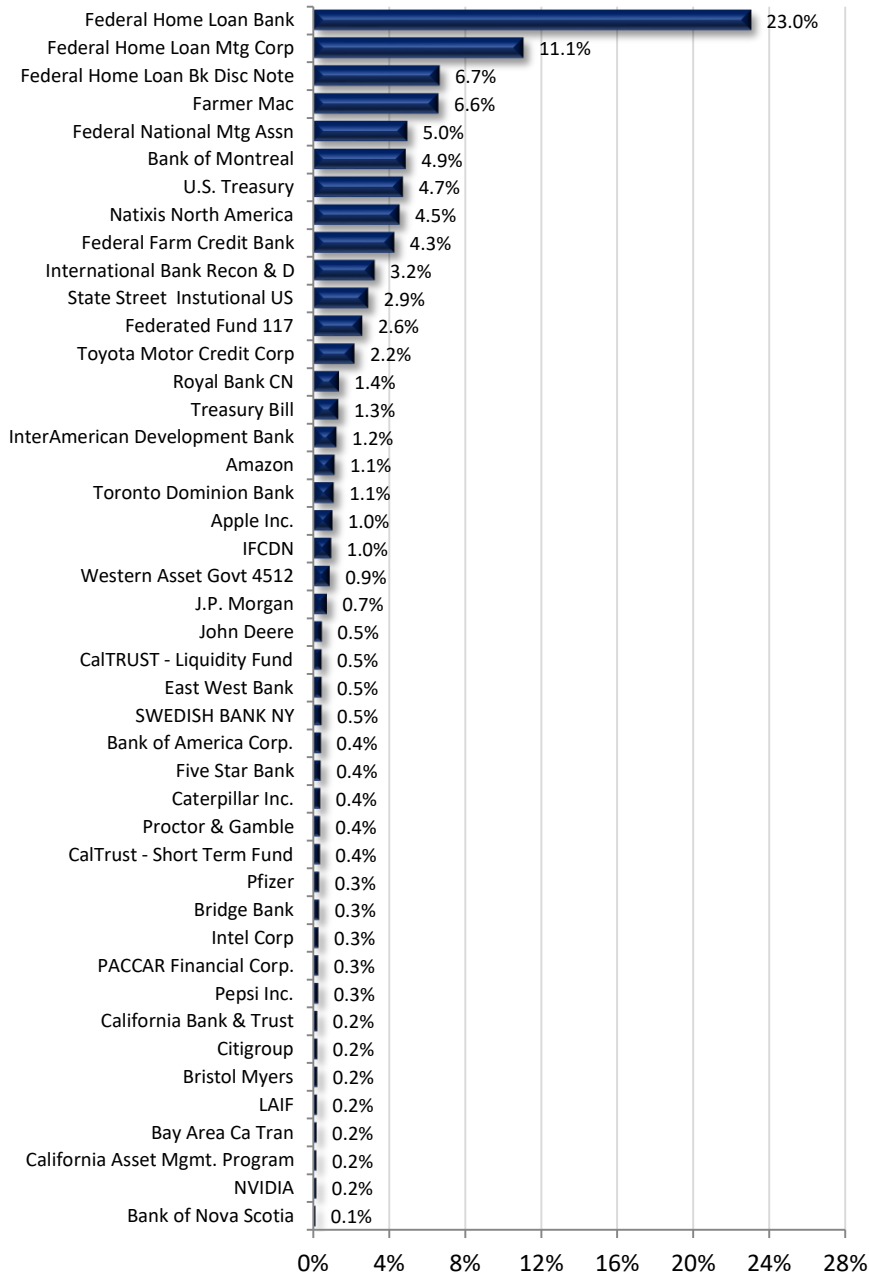
	Jul	Aug	Sep	Oct	Nov	Dec	Jan	Feb	Mar	Apr	May	Jun
Month-End Book Yield	3.22%	3.31%	3.40%	3.56%	3.84%	3.91%						
Benchmark	3.90%	4.01%	4.14%	4.28%	4.36%	4.41%						
Variance	-0.68%	-0.70%	-0.74%	-0.72%	-0.52%	-0.50%						

Benchmark: ICE BofAML Indices 30MMA 10% 1-5yr Tsy, 35% 1-5yr Agy, 5% 1-5yr A-AAA Ex Yankee Corp, and 6MMA 10% 0-1yr Tsy, 20% 0-1yr Agy, 20% 0-1yr A-AAA Corp

Holdings Allocation by Issuer

County of Alameda

12/31/2023



**Alameda County Investment Pool
Portfolio Management
Portfolio Summary
December 31, 2023**

Investments	Par Value	Market Value	Book Value	% of Portfolio	Days to Maturity	YTM 365 Equiv.
Non-Negotiable CDs	130,230,000.00	130,230,000.00	130,230,000.00	1.18	189	5.017
Local Agency Investment Funds	22,000,000.00	22,000,000.00	22,000,000.00	0.20	1	3.590
Joint Powers Authority	110,000,000.00	110,000,000.00	110,000,000.00	1.00	1	5.254
Money Market Mutual Funds	713,000,000.00	713,000,000.00	713,000,000.00	6.48	1	5.301
Money Market Bank Accounts	57,000,000.00	57,000,000.00	57,000,000.00	0.52	1	4.261
Negotiable CDs	1,300,000,000.00	1,302,259,500.00	1,300,000,000.00	11.82	165	5.847
Corporate Notes	939,117,000.00	913,215,726.62	928,877,918.12	8.45	782	3.279
Washington Supranational Obligation	609,500,000.00	594,738,680.00	598,243,201.08	5.44	1,295	3.651
Commercial Paper Disc. -Amortizing	200,000,000.00	196,884,000.00	192,551,013.89	1.75	100	5.690
Agency Bullets (Aaa/AA+)	1,521,628,000.00	1,503,744,447.97	1,514,153,698.18	13.77	710	3.324
Federal Agency Disc. -Amortizing	750,000,000.00	743,171,000.00	731,772,631.94	6.66	61	5.460
Treasury Notes and Bonds	525,000,000.00	506,947,500.00	521,066,406.41	4.74	342	1.001
Treasury Discounts -Amortizing	150,000,000.00	149,831,500.00	147,272,173.61	1.34	9	5.534
Agency Callables (Aaa/AA+)	4,004,442,335.11	3,903,398,009.44	3,980,229,664.09	36.20	776	3.330
Municipal Bonds	49,855,000.00	47,707,252.70	48,698,126.03	0.44	591	2.469
	11,081,772,335.11	10,894,127,616.73	10,995,094,833.35	100.00%	562	3.911
Investments						

Total Earnings	December 31 Month Ending	Fiscal Year To Date
Current Year	28,761,623.50	160,369,633.74
Average Daily Balance	10,849,740,538.92	
Effective Rate of Return	3.12%	

Henry C. Levy, Treasurer - Tax Collector

Reporting period 12/01/2023-12/31/2023

Run Date: 01/25/2024 - 18:28

Portfolio POOL
RC
PM (PRF_PM1) 7.3.11
Report Ver. 7.3.11

**Alameda County Investment Pool
Portfolio Management
Portfolio Details - Investments
December 31, 2023**

CUSIP	Investment #	Issuer	Average Balance	Purchase Date	Par Value	Market Value	Book Value	Stated Rate	YTM	Days to 365 Maturity	Maturity Date
Non-Negotiable CDs											
SYS13106	13106	Bank of San Francisco		08/04/2023	5,000,000.00	5,000,000.00	5,000,000.00	5.360	5.434	214	08/02/2024
SYS13147	13147	Bridge Bank		10/04/2023	35,000,000.00	35,000,000.00	35,000,000.00	5.600	5.678	276	10/03/2024
SYS13232	13232	California Bank & Trust		12/22/2023	25,000,000.00	25,000,000.00	25,000,000.00	5.250	5.323	81	03/22/2024
SYS13204	13204	Community Bank of the Bay		12/08/2023	10,000,000.00	10,000,000.00	10,000,000.00	5.400	5.475	158	06/07/2024
SYS13073	13073	East West Bank		06/30/2023	25,000,000.00	25,000,000.00	25,000,000.00	5.300	3.042	179	06/28/2024
SYS13215	13215	East West Bank		12/13/2023	25,000,000.00	25,000,000.00	25,000,000.00	5.450	5.526	161	06/10/2024
SYS12964	12964	Self-Help Federal Credit Union		03/13/2023	230,000.00	230,000.00	230,000.00	4.000	4.056	72	03/13/2024
SYS13031	13031	Union Bank of California		12/19/2023	5,000,000.00	5,000,000.00	5,000,000.00	4.850	4.917	350	12/16/2024
Subtotal and Average			103,617,096.77		130,230,000.00	130,230,000.00	130,230,000.00		5.017	189	
Local Agency Investment Funds											
SYS10285	10285	LAIF		07/01/2018	22,000,000.00	22,000,000.00	22,000,000.00	3.590	3.590	1	
Subtotal and Average			22,000,000.00		22,000,000.00	22,000,000.00	22,000,000.00		3.590	1	
Joint Powers Authority											
SYS10470	10470	California Asset Mgmt. Program		07/01/2018	20,000,000.00	20,000,000.00	20,000,000.00	5.560	5.560	1	
SYS12895	12895	CalTRUST - Liquidity Fund		12/09/2022	50,000,000.00	50,000,000.00	50,000,000.00	5.430	5.430	1	
SYS10472	10472	CalTrust - Short Term Fund		07/01/2018	40,000,000.00	40,000,000.00	40,000,000.00	4.880	4.880	1	
Subtotal and Average			80,967,741.94		110,000,000.00	110,000,000.00	110,000,000.00		5.254	1	
Money Market Mutual Funds											
09250C721	12656	BlackRock - Mischler		03/03/2022	6,000,000.00	6,000,000.00	6,000,000.00	5.250	5.250	1	
608919718	11093	Federated Fund 117		07/01/2018	286,000,000.00	286,000,000.00	286,000,000.00	5.290	5.290	1	
316175504	10274	Fidelity Fund No. 695		07/01/2018	1,000,000.00	1,000,000.00	1,000,000.00	5.230	5.230	1	
316175108	11090	Fidelity Fund 57		07/01/2018	1,000,000.00	1,000,000.00	1,000,000.00	5.260	5.260	1	
61747C707	10280	Morgan Stanley Fund 8302		07/01/2018	1,000,000.00	1,000,000.00	1,000,000.00	5.270	5.270	1	
61747C582	11089	Morgan Stanley Fund 8304		07/01/2018	1,000,000.00	1,000,000.00	1,000,000.00	5.220	5.220	1	
665279840	12588	No. Trust Siebert Williams		12/06/2021	1,000,000.00	1,000,000.00	1,000,000.00	5.230	5.230	1	
SYS12009	12009	State Street Institutional US		02/11/2020	319,000,000.00	319,000,000.00	319,000,000.00	5.320	5.320	1	
52470G791	10318	Western Asset Govt 4512		07/01/2018	97,000,000.00	97,000,000.00	97,000,000.00	5.280	5.280	1	
Subtotal and Average			945,193,548.39		713,000,000.00	713,000,000.00	713,000,000.00		5.301	1	
Money Market Bank Accounts											
SYS12169	12169	Five Star Bank		11/12/2019	45,000,000.00	45,000,000.00	45,000,000.00	5.000	5.000	1	
SYS12601	12601	Bank of the West (BMO 5433)		12/22/2021	10,000,000.00	10,000,000.00	10,000,000.00	1.560	1.560	1	

**Alameda County Investment Pool
Portfolio Management
Portfolio Details - Investments
December 31, 2023**

CUSIP	Investment #	Issuer	Average Balance	Purchase Date	Par Value	Market Value	Book Value	Stated Rate	YTM 365	Days to Maturity	Maturity Date
Money Market Bank Accounts											
SYS10286	10286	California Bank & Trust		07/01/2018	0.00	0.00	0.00	1.090	1.090	1	
SYS10290	10290	Union Bank 5764 (US Bank 3918)		07/01/2018	1,000,000.00	1,000,000.00	1,000,000.00	1.150	1.150	1	
SYS10291	10291	Union Bank 9048 (US Bank 3213)		07/01/2018	1,000,000.00	1,000,000.00	1,000,000.00	1.150	1.150	1	
Subtotal and Average			57,000,000.00		57,000,000.00	57,000,000.00	57,000,000.00		4.261	1	
Negotiable CDs											
06367D6A8	13003	Bank of Montreal		04/21/2023	50,000,000.00	49,992,500.00	50,000,000.00	5.440	5.516	28	01/29/2024
06367D6U4	13028	Bank of Montreal		05/10/2023	50,000,000.00	49,974,500.00	50,000,000.00	5.340	5.414	58	02/28/2024
06367DAY1	13076	Bank of Montreal		07/05/2023	50,000,000.00	50,114,500.00	50,000,000.00	6.000	6.083	184	07/03/2024
06367DD93	13135	Bank of Montreal		09/27/2023	100,000,000.00	100,269,000.00	100,000,000.00	5.910	5.992	210	07/29/2024
06367DD85	13136	Bank of Montreal		09/27/2023	50,000,000.00	50,102,000.00	50,000,000.00	5.900	5.982	176	06/25/2024
06367DDZ5	13168	Bank of Montreal		11/01/2023	100,000,000.00	100,269,000.00	100,000,000.00	5.890	5.972	207	07/26/2024
06367DEJ0	13173	Bank of Montreal		11/08/2023	100,000,000.00	100,221,000.00	100,000,000.00	5.800	5.881	206	07/25/2024
63873QF82	13008	Natixis North America		04/24/2023	50,000,000.00	49,996,000.00	50,000,000.00	5.460	5.536	30	01/31/2024
63873QG57	13025	Natixis North America		05/10/2023	50,000,000.00	49,986,500.00	50,000,000.00	5.350	5.424	44	02/14/2024
63873QG40	13026	Natixis North America		05/10/2023	50,000,000.00	49,991,500.00	50,000,000.00	5.350	5.424	30	01/31/2024
63873QH72	13053	Natixis North America		06/08/2023	50,000,000.00	50,006,000.00	50,000,000.00	5.710	5.789	16	01/17/2024
63873QJ70	13070	Natixis North America		06/29/2023	100,000,000.00	100,192,000.00	100,000,000.00	6.010	6.093	176	06/25/2024
63873QL93	13088	Natixis North America		07/27/2023	50,000,000.00	50,103,000.00	50,000,000.00	6.010	6.093	177	06/26/2024
63873QM27	13089	Natixis North America		07/27/2023	50,000,000.00	50,131,500.00	50,000,000.00	6.010	6.093	207	07/26/2024
63873QP99	13130	Natixis North America		09/21/2023	50,000,000.00	50,202,500.00	50,000,000.00	6.020	6.104	254	09/11/2024
63873QS62	13174	Natixis North America		11/08/2023	50,000,000.00	50,101,000.00	50,000,000.00	5.810	5.891	206	07/25/2024
78015JX28	13062	Royal Bank CN		06/21/2023	50,000,000.00	50,068,500.00	50,000,000.00	5.840	5.921	169	06/18/2024
78015JDT1	13166	Royal Bank CN		10/30/2023	100,000,000.00	100,261,000.00	100,000,000.00	5.840	5.921	207	07/26/2024
87019WSN6	13201	SWEDISH BANK NY		12/06/2023	50,000,000.00	50,036,500.00	50,000,000.00	5.440	5.516	206	07/25/2024
89115BMD9	13198	Toronto Dominion Bank		11/28/2023	100,000,000.00	100,241,000.00	100,000,000.00	5.680	5.759	240	08/28/2024
Subtotal and Average			1,291,935,483.87		1,300,000,000.00	1,302,259,500.00	1,300,000,000.00		5.847	165	
Corporate Notes											
037833DM9	11851	Apple Inc.		09/11/2019	3,000,000.00	2,936,280.00	2,993,160.00	1.800	1.848	254	09/11/2024
037833DM9	11943	Apple Inc.		12/12/2019	9,000,000.00	8,808,840.00	8,918,370.00	1.800	2.001	254	09/11/2024
037833DT4	12133	Apple Inc.		05/11/2020	5,000,000.00	4,767,800.00	4,991,050.00	1.125	1.162	496	05/11/2025
037833DX5	12200	Apple Inc.		08/20/2020	5,000,000.00	4,701,900.00	4,988,200.00	0.550	0.598	597	08/20/2025
037833DX5	12201	Apple Inc.		08/20/2020	5,000,000.00	4,701,900.00	4,988,200.00	0.550	0.598	597	08/20/2025
037833EB2	12387	Apple Inc.		02/08/2021	20,000,000.00	18,523,400.00	19,955,000.00	0.746	0.792	769	02/08/2026
037833DB3	12935	Apple Inc.		02/07/2023	21,646,000.00	20,726,910.84	20,561,557.05	2.900	4.106	1,350	09/12/2027

**Alameda County Investment Pool
Portfolio Management
Portfolio Details - Investments
December 31, 2023**

CUSIP	Investment #	Issuer	Average Balance	Purchase Date	Par Value	Market Value	Book Value	Stated Rate	YTM	Days to 365 Maturity	Maturity Date
Corporate Notes											
037833ES5	13029	Apple Inc.		05/10/2023	10,000,000.00	10,001,500.00	10,000,000.00	4.421	4.421	858	05/08/2026
037833ET3	13030	Apple Inc.		05/10/2023	15,000,000.00	14,965,050.00	14,971,050.00	4.000	4.043	1,591	05/10/2028
037833EC0	13185	Apple Inc.		11/15/2023	10,000,000.00	8,896,900.00	8,599,203.53	1.200	5.000	1,499	02/08/2028
37833CJ77	13211	Apple Inc.		12/12/2023	11,409,000.00	11,115,398.89	11,115,398.89	3.350	4.627	1,135	02/09/2027
023135BQ8	12162	Amazon		06/10/2020	5,000,000.00	4,736,900.00	4,995,350.00	0.800	0.819	519	06/03/2025
023135BQ8	12163	Amazon		06/10/2020	5,000,000.00	4,736,900.00	4,993,750.00	0.800	0.826	519	06/03/2025
023135BQ8	12166	Amazon		06/11/2020	10,000,000.00	9,473,800.00	9,990,700.00	0.800	0.819	519	06/03/2025
023135BX3	12443	Amazon		05/12/2021	10,000,000.00	9,237,600.00	9,956,800.00	1.000	1.089	862	05/12/2026
023135BW5	12444	Amazon		05/12/2021	3,000,000.00	2,946,990.00	2,995,620.00	0.450	0.499	132	05/12/2024
023135CF1	12686	Amazon		04/13/2022	7,000,000.00	6,794,970.00	6,985,580.00	3.300	3.345	1,198	04/13/2027
023135CD6	12687	Amazon		04/13/2022	10,000,000.00	9,927,900.00	10,000,000.00	2.730	2.730	103	04/13/2024
023135CE4	12688	Amazon		04/13/2022	13,000,000.00	12,719,460.00	12,979,330.00	3.000	3.050	468	04/13/2025
023135CN4	12883	Amazon		12/01/2022	15,000,000.00	15,039,150.00	14,999,100.00	4.600	4.602	700	12/01/2025
023135CM6	12884	Amazon		12/01/2022	15,000,000.00	14,973,150.00	14,989,950.00	4.700	4.736	333	11/29/2024
023135BC9	13213	Amazon		12/13/2023	16,158,000.00	15,507,963.66	15,456,621.62	3.150	4.734	1,329	08/22/2027
023135BX3	13214	Amazon		12/13/2023	17,622,000.00	16,278,498.72	16,098,069.02	1.000	4.879	862	05/12/2026
06051GJG5	12241	Bank of America Corp.		09/25/2020	8,000,000.00	7,721,040.00	8,000,000.00	0.981	0.981	633	09/25/2025
06051GJG5	12242	Bank of America Corp.		09/25/2020	3,000,000.00	2,895,390.00	3,000,000.00	0.981	0.981	633	09/25/2025
06048WM31	12453	Bank of America Corp.		05/28/2021	10,000,000.00	9,090,200.00	10,000,000.00	1.250	1.250	878	05/28/2026
06048WM64	12482	Bank of America Corp.		07/07/2021	10,000,000.00	8,914,600.00	9,975,000.00	1.200	1.252	906	06/25/2026
06048WP46	12517	Bank of America Corp.		09/27/2021	10,000,000.00	9,380,600.00	10,000,000.00	0.750	0.750	451	03/27/2025
06048WN63	12530	Bank of America Corp.		10/08/2021	4,898,000.00	4,388,216.16	4,844,122.00	1.150	1.382	983	09/10/2026
06406RAL1	12153	Bank of NY		06/01/2020	6,540,000.00	6,365,839.80	6,848,426.40	2.100	1.001	297	10/24/2024
06368FAC3	12509	Bank of Montreal		09/15/2021	6,000,000.00	5,465,580.00	5,989,860.00	1.250	1.285	988	09/15/2026
06368FAE9	12625	Bank of Montreal		01/10/2022	10,000,000.00	9,635,600.00	9,994,700.00	1.500	1.518	375	01/10/2025
06368FAG4	12657	Bank of Montreal		03/08/2022	15,000,000.00	14,901,450.00	14,989,500.00	2.150	2.186	67	03/08/2024
06368D3S1	12746	Bank of Montreal		06/07/2022	6,000,000.00	5,879,580.00	5,998,620.00	3.700	3.708	523	06/07/2025
110122DN5	12302	Bristol Myers		11/13/2020	5,000,000.00	4,665,850.00	4,991,900.00	0.750	0.783	682	11/13/2025
110122CM8	13103	Bristol Myers		08/01/2023	20,000,000.00	19,729,600.00	19,514,655.56	2.900	5.504	207	07/26/2024
0641596E1	13099	Bank of Nova Scotia		07/31/2023	13,825,000.00	13,439,420.75	13,147,575.00	0.650	5.763	212	07/31/2024
14913R2U0	12620	Caterpillar Inc.		01/10/2022	5,000,000.00	4,620,550.00	4,997,600.00	1.700	1.710	1,103	01/08/2027
14913R2S5	12621	Caterpillar Inc.		01/10/2022	10,000,000.00	9,990,100.00	9,998,400.00	0.950	0.958	9	01/10/2024
14913R3B1	12912	Caterpillar Inc.		01/06/2023	7,000,000.00	7,039,970.00	6,998,250.00	4.800	4.809	736	01/06/2026
14913UAA8	13033	Caterpillar Inc.		05/15/2023	20,000,000.00	19,957,400.00	19,990,600.00	4.350	4.367	865	05/15/2026
17331AJC6	13085	Citigroup		07/20/2023	15,000,000.00	14,979,000.00	15,000,000.00	6.000	6.006	232	08/20/2024
17291QML5	13143	Citigroup		09/29/2023	10,000,000.00	10,033,000.00	10,000,000.00	6.050	6.059	364	12/30/2024

**Alameda County Investment Pool
Portfolio Management
Portfolio Details - Investments
December 31, 2023**

CUSIP	Investment #	Issuer	Average Balance	Purchase Date	Par Value	Market Value	Book Value	Stated Rate	YTM	Days to 365 Maturity	Maturity Date
Corporate Notes											
194162AM5	12777	Colgate Palmolive		08/09/2022	3,000,000.00	2,934,150.00	2,997,240.00	3.100	3.114	592	08/15/2025
194162AR4	12950	Colgate Palmolive		03/01/2023	5,000,000.00	5,124,000.00	4,994,900.00	4.600	4.623	1,521	03/01/2028
194162AQ6	12951	Colgate Palmolive		03/01/2023	5,000,000.00	5,063,050.00	4,994,200.00	4.800	4.842	791	03/02/2026
24422EVX4	12622	John Deere		01/10/2022	3,000,000.00	2,997,390.00	2,999,520.00	0.900	0.908	9	01/10/2024
24422EWA3	12623	John Deere		01/10/2022	5,000,000.00	4,615,950.00	4,997,150.00	1.700	1.712	1,106	01/11/2027
24422EVY2	12624	John Deere		01/10/2022	7,000,000.00	6,751,710.00	6,996,710.00	1.250	1.266	375	01/10/2025
24422EWX3	13051	John Deere		06/08/2023	5,000,000.00	5,033,550.00	4,997,100.00	4.750	4.771	889	06/08/2026
24422EWW5	13052	John Deere		06/08/2023	5,000,000.00	5,020,050.00	4,997,200.00	4.950	4.980	522	06/06/2025
24422EWW7	13124	John Deere		09/13/2023	10,000,000.00	10,185,900.00	9,964,011.11	4.900	5.025	1,523	03/03/2028
24422EXB0	13125	John Deere		09/14/2023	17,000,000.00	17,428,570.00	17,041,140.00	4.950	5.086	1,656	07/14/2028
254687FN1	12066	Disney		03/23/2020	5,000,000.00	4,906,400.00	4,997,254.44	3.350	3.360	448	03/24/2025
02665WDS7	13100	American Honda		07/31/2023	11,699,000.00	11,402,898.31	11,156,637.61	0.550	5.678	193	07/12/2024
458140BP4	12069	Intel Corp		03/25/2020	10,000,000.00	9,829,700.00	9,984,500.00	3.400	3.434	449	03/25/2025
458140CD0	13156	Intel Corp		10/16/2023	22,717,000.00	22,885,560.14	22,629,255.59	4.875	5.467	771	02/10/2026
46647PBY1	12396	J.P. Morgan		02/16/2021	5,000,000.00	4,966,500.00	5,000,000.00	0.563	0.563	412	02/16/2025
48128G3N8	12454	J.P. Morgan		05/28/2021	5,000,000.00	4,552,650.00	5,000,000.00	1.200	1.200	878	05/28/2026
46647PCH7	12455	J.P. Morgan		06/01/2021	5,000,000.00	4,892,950.00	5,000,000.00	0.824	0.824	517	06/01/2025
48128G3V0	12459	J.P. Morgan		06/11/2021	10,000,000.00	8,939,100.00	10,000,000.00	1.150	1.150	892	06/11/2026
48128G4R8	12486	J.P. Morgan		08/17/2021	10,000,000.00	8,964,200.00	9,990,000.00	1.150	1.171	959	08/17/2026
48130CDU6	13188	J.P. Morgan		11/17/2023	20,000,000.00	20,199,000.00	20,000,000.00	6.050	6.050	1,782	11/17/2028
48133WY44	13205	J.P. Morgan		12/11/2023	25,000,000.00	24,875,000.00	25,000,000.00	5.300	5.300	1,806	12/11/2028
53961LAH2	12402	Local Initiatives Support Corp		02/25/2021	5,000,000.00	4,966,850.00	5,000,000.00	0.500	0.500	45	02/15/2024
57636QAW4	12960	Mastercard Inc.		03/09/2023	10,000,000.00	10,307,300.00	9,990,300.00	4.875	4.897	1,529	03/09/2028
59217GCK3	13140	MetLife		09/27/2023	10,000,000.00	9,372,300.00	9,070,866.67	3.000	5.660	1,357	09/19/2027
594918BY9	12932	Mircosoft Inc.		02/06/2023	5,000,000.00	4,869,650.00	4,867,300.00	3.300	4.025	1,132	02/06/2027
594918BY9	12933	Mircosoft Inc.		02/06/2023	5,000,000.00	4,869,650.00	4,863,500.00	3.300	4.046	1,132	02/06/2027
654106AH6	12074	Nike Inc.		03/27/2020	3,000,000.00	2,917,110.00	2,995,920.00	2.400	2.429	451	03/27/2025
637639AH8	13139	National Securities Clearing		09/27/2023	5,085,000.00	5,189,700.15	5,008,979.25	5.100	5.506	1,420	11/21/2027
67066GAL8	12679	NVIDIA		04/22/2022	20,000,000.00	19,569,800.00	19,115,528.89	0.584	2.824	165	06/14/2024
69371RQ66	12006	PACCAR Financial Corp.		02/06/2020	10,000,000.00	9,678,800.00	9,991,900.00	1.800	1.817	402	02/06/2025
69371RS49	12981	PACCAR Financial Corp.		03/30/2023	17,000,000.00	16,968,890.00	16,988,610.00	4.450	4.474	819	03/30/2026
69371RS56	13108	PACCAR Financial Corp.		08/10/2023	3,000,000.00	3,042,120.00	2,998,500.00	5.050	5.068	952	08/10/2026
713448EQ7	12045	Pepsi Inc.		03/19/2020	2,500,000.00	2,428,275.00	2,498,236.67	2.250	2.265	443	03/19/2025
713448EQ7	12047	Pepsi Inc.		03/19/2020	5,000,000.00	4,856,550.00	4,996,450.00	2.250	2.265	443	03/19/2025
713448EQ7	12051	Pepsi Inc.		03/20/2020	5,000,000.00	4,856,550.00	4,991,650.00	2.250	2.286	443	03/19/2025
713448FQ6	12942	Pepsi Inc.		02/15/2023	3,000,000.00	3,012,000.00	2,998,260.00	4.550	4.571	774	02/13/2026

**Alameda County Investment Pool
Portfolio Management
Portfolio Details - Investments
December 31, 2023**

CUSIP	Investment #	Issuer	Average Balance	Purchase Date	Par Value	Market Value	Book Value	Stated Rate	YTM 365	Days to Maturity	Maturity Date
Corporate Notes											
713448FW3	13178	Pepsi Inc.		11/10/2023	9,000,000.00	9,190,260.00	8,997,570.00	5.125	5.135	1,044	11/10/2026
713448FV5	13179	Pepsi Inc.		11/10/2023	5,000,000.00	5,073,100.00	4,996,650.00	5.250	5.286	679	11/10/2025
717081EX7	12151	Pfizer		05/28/2020	5,000,000.00	4,730,850.00	4,968,800.00	0.800	0.928	513	05/28/2025
716973AA0	13039	Pfizer		05/19/2023	10,000,000.00	9,967,200.00	9,994,300.00	4.650	4.680	504	05/19/2025
716973AB8	13040	Pfizer		05/19/2023	7,000,000.00	6,980,190.00	6,991,810.00	4.450	4.492	869	05/19/2026
716973AC6	13129	Pfizer		09/21/2023	14,086,000.00	14,078,675.28	13,689,760.82	4.450	5.135	1,600	05/19/2028
742718FL8	12280	Proctor & Gamble		10/29/2020	5,000,000.00	4,672,300.00	4,991,900.00	0.550	0.583	667	10/29/2025
742718FL8	12633	Proctor & Gamble		01/31/2022	8,752,000.00	8,178,393.92	8,392,292.80	0.550	1.687	667	10/29/2025
742718FV6	12637	Proctor & Gamble		02/01/2022	20,000,000.00	18,659,200.00	19,971,600.00	1.900	1.930	1,127	02/01/2027
742718FY0	12923	Proctor & Gamble		01/26/2023	3,000,000.00	2,990,940.00	2,997,990.00	4.100	4.124	756	01/26/2026
742718FZ7	12924	Proctor & Gamble		01/26/2023	4,000,000.00	3,993,560.00	3,995,880.00	3.950	3.973	1,486	01/26/2028
808513BR5	12445	Charles Schwab		05/13/2021	4,000,000.00	3,665,760.00	3,990,720.00	1.150	1.198	863	05/13/2026
808513BY0	12655	Charles Schwab		03/03/2022	1,000,000.00	930,880.00	998,920.00	2.450	2.473	1,157	03/03/2027
79466LAG9	12484	Salesforce Co.		07/12/2021	3,000,000.00	2,924,370.00	2,998,470.00	0.625	0.640	196	07/15/2024
89114QCP1	12365	Toronto Dominion Bank		01/06/2021	10,000,000.00	9,237,000.00	9,985,300.00	0.750	0.780	736	01/06/2026
89114TZK1	12591	Toronto Dominion Bank		12/13/2021	10,000,000.00	9,624,900.00	9,992,700.00	1.250	1.275	347	12/13/2024
89236TGX7	12081	Toyota Motor Credit Corp		04/01/2020	6,000,000.00	5,865,300.00	5,988,960.00	3.000	3.040	456	04/01/2025
89236TJH9	12464	Toyota Motor Credit Corp		06/18/2021	15,000,000.00	14,652,450.00	14,982,150.00	0.500	0.540	169	06/18/2024
89236TJN6	12506	Toyota Motor Credit Corp		09/13/2021	5,000,000.00	4,842,200.00	4,997,650.00	0.625	0.641	256	09/13/2024
89236TKC8	12758	Toyota Motor Credit Corp		06/30/2022	10,000,000.00	9,880,500.00	9,990,500.00	3.950	3.984	546	06/30/2025
89236TKJ3	13043	Toyota Motor Credit Corp		05/25/2023	11,180,000.00	11,266,645.00	11,142,435.20	4.550	4.635	1,358	09/20/2027
89788JAA7	12635	Truist Bank		01/31/2022	10,000,000.00	9,552,400.00	9,930,500.00	1.500	1.542	434	03/10/2025
882508BK9	12507	Texas Instrument		09/15/2021	3,000,000.00	2,757,240.00	3,000,000.00	1.125	1.125	988	09/15/2026
90327QD71	12449	USAA Capital Corp		05/21/2021	7,000,000.00	6,889,120.00	6,987,540.00	0.500	0.572	121	05/01/2024
931142ER0	12512	Walmart		09/17/2021	3,000,000.00	2,756,430.00	2,994,330.00	1.050	1.089	990	09/17/2026
931142EW9	12800	Walmart		09/09/2022	7,000,000.00	6,930,420.00	6,995,100.00	3.900	3.925	617	09/09/2025
98459LAA1	12160	Yale University		06/09/2020	3,000,000.00	2,839,470.00	3,000,000.00	0.873	0.873	470	04/15/2025
Subtotal and Average			906,911,106.01		939,117,000.00	913,215,726.62	928,877,918.12		3.279	782	
Washington Supranational Obligation											
45818WCS3	11932	InterAmerican Development Bank		12/03/2019	10,000,000.00	9,712,700.00	9,991,000.00	1.700	1.719	319	11/15/2024
45818WCS3	11950	InterAmerican Development Bank		12/16/2019	25,000,000.00	24,281,750.00	24,891,000.00	1.700	1.793	319	11/15/2024
45818WDA1	12412	InterAmerican Development Bank		03/11/2021	18,000,000.00	16,764,480.00	17,952,714.00	0.800	0.854	793	03/04/2026
45818WEP7	13060	InterAmerican Development Bank		06/15/2023	9,500,000.00	9,504,750.00	9,419,250.00	4.300	4.492	1,627	06/15/2028
45818WER3	13104	InterAmerican Development Bank		08/04/2023	50,000,000.00	50,080,000.00	49,263,375.00	4.050	4.400	1,669	07/27/2028
4581XOEM6	13208	InterAmerican Development Bank		12/12/2023	25,000,000.00	25,213,000.00	24,978,750.00	4.375	4.406	1,127	02/01/2027

**Alameda County Investment Pool
Portfolio Management
Portfolio Details - Investments
December 31, 2023**

CUSIP	Investment #	Issuer	Average Balance	Purchase Date	Par Value	Market Value	Book Value	Stated Rate	YTM 365	Days to Maturity	Maturity Date
Washington Supranational Obligation											
459058JL8	12277	International Bank Recon & D		10/28/2020	15,000,000.00	13,979,100.00	14,983,050.00	0.500	0.523	666	10/28/2025
459058JE4	12358	International Bank Recon & D		12/23/2020	10,000,000.00	9,376,300.00	9,984,000.00	0.375	0.410	574	07/28/2025
459058JS3	12390	International Bank Recon & D		02/10/2021	15,000,000.00	13,868,100.00	15,000,000.00	0.650	0.650	771	02/10/2026
45905U5Y6	12400	International Bank Recon & D		02/18/2021	9,500,000.00	8,761,850.00	9,492,875.00	0.600	0.615	779	02/18/2026
45905U5Y6	12401	International Bank Recon & D		02/18/2021	10,000,000.00	9,223,000.00	10,000,000.00	0.600	0.600	779	02/18/2026
45906M2L4	12414	International Bank Recon & D		03/12/2021	15,000,000.00	13,811,400.00	14,857,500.00	0.650	0.846	785	02/24/2026
45906M3C3	12669	International Bank Recon & D		03/29/2022	7,500,000.00	7,444,050.00	7,494,150.00	2.250	2.290	87	03/28/2024
45906M3K5	12815	International Bank Recon & D		09/30/2022	15,000,000.00	14,899,500.00	15,000,000.00	4.500	4.500	1,368	09/30/2027
45906M4C2	13057	International Bank Recon & D		06/15/2023	10,000,000.00	10,011,600.00	10,000,000.00	5.750	5.750	896	06/15/2026
45906M4E8	13065	International Bank Recon & D		06/26/2023	10,000,000.00	10,069,500.00	10,000,000.00	4.500	4.500	1,638	06/26/2028
45906M4E8	13096	International Bank Recon & D		07/28/2023	25,000,000.00	25,173,750.00	24,723,803.75	4.500	4.754	1,638	06/26/2028
45906M4E8	13109	International Bank Recon & D		08/17/2023	25,000,000.00	25,173,750.00	24,655,781.75	4.500	4.820	1,638	06/26/2028
459058KW2	13133	International Bank Recon & D		09/26/2023	20,000,000.00	20,513,000.00	19,995,000.00	4.625	4.632	1,674	08/01/2028
459058KT9	13172	International Bank Recon & D		11/08/2023	30,000,000.00	29,373,900.00	28,855,133.33	3.500	4.688	1,654	07/12/2028
459058JN4	13183	International Bank Recon & D		11/14/2023	20,000,000.00	17,639,800.00	17,120,833.33	0.750	4.823	1,423	11/24/2027
459058JZ7	13184	International Bank Recon & D		11/14/2023	25,000,000.00	21,933,250.00	21,117,406.25	1.125	4.811	1,717	09/13/2028
45905U5Z3	13196	International Bank Recon & D		11/24/2023	5,000,000.00	4,684,300.00	4,657,725.00	2.250	4.827	1,036	11/02/2026
459058KT9	13210	International Bank Recon & D		12/12/2023	50,000,000.00	48,956,500.00	48,878,303.67	3.500	4.400	1,654	07/12/2028
45906M4N83	13228	International Bank Recon & D		12/21/2023	50,000,000.00	49,809,500.00	50,000,000.00	4.430	4.430	1,648	07/06/2028
45950VNP7	11974	IFCDN		01/17/2020	25,000,000.00	24,232,250.00	24,953,750.00	1.680	1.719	375	01/10/2025
45950VPX8	12446	IFCDN		05/14/2021	10,000,000.00	9,184,700.00	10,000,000.00	0.860	0.860	864	05/14/2026
45950KDD9	13081	IFCDN		07/13/2023	20,000,000.00	20,418,400.00	19,977,800.00	4.500	4.525	1,655	07/13/2028
45950VSP2	13207	IFCDN		12/12/2023	50,000,000.00	50,644,500.00	50,000,000.00	5.100	5.100	1,624	06/12/2028
Subtotal and Average			522,253,399.78		609,500,000.00	594,738,680.00	598,243,201.08		3.651	1,295	
Commercial Paper Disc. -Amortizing											
89233GA48	13024	Toyota Motor Credit Corp		05/09/2023	100,000,000.00	99,912,000.00	96,593,333.33	5.110	5.446	3	01/04/2024
89233GGA8	13161	Toyota Motor Credit Corp		10/23/2023	50,000,000.00	48,542,500.00	47,973,625.00	5.590	5.968	191	07/10/2024
89233GGR1	13171	Toyota Motor Credit Corp		11/06/2023	50,000,000.00	48,429,500.00	47,984,055.56	5.540	5.901	206	07/25/2024
Subtotal and Average			192,551,013.89		200,000,000.00	196,884,000.00	192,551,013.89		5.690	100	
Agency Bullets (Aaa/AA+)											
31422BFK1	11756	Farmer Mac		05/10/2019	25,000,000.00	24,770,500.00	25,000,000.00	2.400	2.400	121	05/01/2024
31422BJB7	11793	Farmer Mac		07/22/2019	25,000,000.00	25,000,000.00	25,000,000.00	1.970	1.970	1	01/02/2024
31422BQK9	11955	Farmer Mac		12/20/2019	25,000,000.00	24,419,750.00	24,988,750.00	1.690	1.700	263	09/20/2024
31422XXA5	12690	Farmer Mac		04/08/2022	20,000,000.00	19,749,800.00	20,000,000.00	2.570	2.571	179	06/28/2024

Portfolio POOL
RC
PM (PRF_PM2) 7.3.11

**Alameda County Investment Pool
Portfolio Management
Portfolio Details - Investments
December 31, 2023**

CUSIP	Investment #	Issuer	Average Balance	Purchase Date	Par Value	Market Value	Book Value	Stated Rate	YTM	Days to 365 Maturity	Maturity Date
Agency Bullets (Aaa/AA+)											
31422XE40	12785	Farmer Mac		08/19/2022	15,000,000.00	14,829,900.00	15,000,000.00	4.000	4.000	420	02/24/2025
31422X3G5	13044	Farmer Mac		05/26/2023	15,000,000.00	14,930,550.00	15,000,000.00	5.000	5.000	1,607	05/26/2028
31422X3F7	13047	Farmer Mac		06/01/2023	15,000,000.00	15,008,250.00	14,913,900.00	4.125	4.331	882	06/01/2026
31422X4P4	13074	Farmer Mac		07/03/2023	10,000,000.00	10,102,600.00	10,000,000.00	4.380	4.380	1,278	07/02/2027
31422X4S8	13075	Farmer Mac		07/03/2023	15,000,000.00	15,085,350.00	15,000,000.00	5.000	5.000	546	06/30/2025
31422X5V0	13107	Farmer Mac		08/07/2023	15,000,000.00	15,173,700.00	15,000,000.00	4.430	4.430	1,680	08/07/2028
31422X6X5	13121	Farmer Mac		09/08/2023	25,000,000.00	25,230,250.00	25,000,000.00	5.100	5.100	1,712	09/08/2028
31424WAE2	13144	Farmer Mac		09/29/2023	15,000,000.00	15,315,300.00	14,979,900.00	5.020	5.073	945	08/03/2026
31424WAZ5	13159	Farmer Mac		10/20/2023	25,000,000.00	26,081,250.00	25,000,000.00	5.000	5.000	1,754	10/20/2028
31424WDD1	13206	Farmer Mac		12/11/2023	20,000,000.00	20,048,600.00	20,000,000.00	4.650	4.651	1,715	09/11/2028
31424WDG4	13219	Farmer Mac		12/15/2023	25,000,000.00	25,000,000.00	25,000,000.00	4.800	4.800	1,810	12/15/2028
31424WDN9	13231	Farmer Mac		12/22/2023	50,000,000.00	49,923,500.00	50,000,000.00	4.300	4.301	1,726	09/22/2028
31424WDZ2	13233	Farmer Mac		12/29/2023	25,000,000.00	25,000,000.00	25,000,000.00	4.350	4.350	1,641	06/29/2028
3133EKQU3	11778	Federal Farm Credit Bank		06/21/2019	30,000,000.00	29,558,700.00	29,984,700.00	1.950	1.961	164	06/13/2024
3133EKTU8	11784	Federal Farm Credit Bank		07/02/2019	12,000,000.00	11,808,840.00	11,998,320.00	1.900	1.903	182	07/01/2024
3133EKA63	11814	Federal Farm Credit Bank		08/16/2019	10,000,000.00	9,791,000.00	9,982,800.00	1.600	1.636	228	08/16/2024
3133ELZM9	12140	Federal Farm Credit Bank		05/15/2020	25,000,000.00	23,665,500.00	24,953,225.00	0.500	0.538	499	05/14/2025
3133ENKS8	12627	Federal Farm Credit Bank		01/11/2022	7,500,000.00	7,248,300.00	7,483,125.00	1.125	1.202	371	01/06/2025
3133ENZS2	12755	Federal Farm Credit Bank		06/28/2022	10,000,000.00	9,891,400.00	9,994,805.00	3.100	3.127	179	06/28/2024
3133ENZ37	12845	Federal Farm Credit Bank		11/10/2022	18,500,000.00	18,557,535.00	18,497,040.00	4.875	4.886	375	01/10/2025
3133EPAF2	12937	Federal Farm Credit Bank		02/08/2023	20,000,000.00	19,983,600.00	19,990,000.00	4.750	4.802	38	02/08/2024
3133EPBF1	12947	Federal Farm Credit Bank		02/21/2023	15,500,000.00	15,480,780.00	15,479,230.00	4.875	4.969	233	08/21/2024
3133EPCX1	12961	Federal Farm Credit Bank		03/10/2023	10,000,000.00	10,143,600.00	9,991,900.00	4.375	4.393	1,530	03/10/2028
3133EPGS8	13009	Federal Farm Credit Bank		04/24/2023	15,000,000.00	14,947,050.00	14,998,650.00	4.250	4.257	570	07/24/2025
3133EPJX4	13035	Federal Farm Credit Bank		05/17/2023	10,000,000.00	9,876,500.00	9,938,639.90	3.625	1.215	778	02/17/2026
3133EPKA2	13037	Federal Farm Credit Bank		05/18/2023	15,000,000.00	14,892,150.00	14,992,695.00	4.000	4.025	595	08/18/2025
3133EPLC7	13045	Federal Farm Credit Bank		05/26/2023	10,000,000.00	9,989,500.00	9,990,800.00	4.125	4.163	787	02/26/2026
3133EPLD5	13046	Federal Farm Credit Bank		05/30/2023	10,000,000.00	9,941,700.00	9,982,500.00	3.875	3.914	1,611	05/30/2028
3133EPME2	13050	Federal Farm Credit Bank		06/08/2023	15,000,000.00	14,912,550.00	14,966,850.00	3.875	3.924	1,620	06/08/2028
3133EPMV4	13058	Federal Farm Credit Bank		06/15/2023	10,000,000.00	10,022,600.00	9,992,100.00	4.125	4.147	1,261	06/15/2027
3133EPNG6	13063	Federal Farm Credit Bank		06/23/2023	25,000,000.00	25,111,000.00	24,986,750.00	4.375	4.394	904	06/23/2026
3133EPPE9	13077	Federal Farm Credit Bank		07/06/2023	15,000,000.00	15,072,750.00	14,978,310.90	4.375	4.427	917	07/06/2026
3133EPQC2	13087	Federal Farm Credit Bank		07/26/2023	16,985,000.00	17,163,512.35	16,969,436.99	4.625	4.700	928	07/17/2026
3133EPRS6	13093	Federal Farm Credit Bank		07/28/2023	20,000,000.00	20,122,400.00	19,952,975.40	4.875	5.000	574	07/28/2025
3133EPWK7	13131	Federal Farm Credit Bank		09/22/2023	25,000,000.00	25,650,500.00	24,853,107.52	4.500	4.633	1,726	09/22/2028
3133EPYK5	13150	Federal Farm Credit Bank		10/10/2023	10,000,000.00	10,120,000.00	10,000,000.00	5.125	5.125	648	10/10/2025

Portfolio POOL
RC
PM (PRF_PM2) 7.3.11

**Alameda County Investment Pool
Portfolio Management
Portfolio Details - Investments
December 31, 2023**

CUSIP	Investment #	Issuer	Average Balance	Purchase Date	Par Value	Market Value	Book Value	Stated Rate	YTM 365	Days to Maturity	Maturity Date
Agency Bullets (Aaa/AA+)											
3133EPYK5	13151	Federal Farm Credit Bank		10/10/2023	20,000,000.00	20,240,000.00	20,000,000.00	5.125	5.125	648	10/10/2025
3130AGWK7	11815	Federal Home Loan Bank		08/16/2019	12,000,000.00	11,741,880.00	11,971,800.00	1.500	2.136	227	08/15/2024
3130AGWK7	11816	Federal Home Loan Bank		08/16/2019	20,000,000.00	19,569,800.00	19,953,000.00	1.500	1.549	227	08/15/2024
3130AGWK7	11817	Federal Home Loan Bank		08/16/2019	20,000,000.00	19,569,800.00	19,953,000.00	1.500	1.549	227	08/15/2024
3130AK5E2	12220	Federal Home Loan Bank		09/11/2020	2,000,000.00	1,870,100.00	1,994,000.00	0.375	0.436	612	09/04/2025
3130AQF40	12599	Federal Home Loan Bank		12/22/2021	25,000,000.00	24,099,750.00	24,978,021.23	1.000	1.030	354	12/20/2024
3130AQF65	12600	Federal Home Loan Bank		12/22/2021	25,000,000.00	22,984,250.00	24,925,261.74	1.250	1.311	1,085	12/21/2026
3130ASDS5	12745	Federal Home Loan Bank		06/10/2022	20,000,000.00	19,763,600.00	19,953,600.00	2.750	2.867	179	06/28/2024
3130ASME6	12768	Federal Home Loan Bank		07/08/2022	15,000,000.00	14,827,350.00	14,970,900.00	3.000	3.101	189	07/08/2024
3130ASME6	12769	Federal Home Loan Bank		07/08/2022	10,000,000.00	9,884,900.00	9,980,600.00	3.000	3.101	189	07/08/2024
3130ASME6	12770	Federal Home Loan Bank		07/08/2022	5,000,000.00	4,942,450.00	4,990,300.00	3.000	3.101	189	07/08/2024
3130ATPY7	12822	Federal Home Loan Bank		10/19/2022	9,500,000.00	9,471,500.00	9,477,580.00	4.500	4.644	165	06/14/2024
3130ATT31	12829	Federal Home Loan Bank		10/28/2022	15,000,000.00	14,946,000.00	14,983,650.00	4.500	4.561	276	10/03/2024
3130ATVD6	12949	Federal Home Loan Bank		02/28/2023	5,000,000.00	4,996,400.00	4,982,000.00	4.875	5.120	256	09/13/2024
3130AV7L0	12953	Federal Home Loan Bank		03/03/2023	19,000,000.00	19,069,730.00	18,974,920.00	5.000	5.071	424	02/28/2025
3130AV7L0	12954	Federal Home Loan Bank		03/03/2023	25,000,000.00	25,091,750.00	24,967,000.00	5.000	5.071	424	02/28/2025
3130AWER7	13054	Federal Home Loan Bank		06/12/2023	9,000,000.00	9,050,220.00	8,992,530.00	4.625	4.670	522	06/06/2025
3130AWER7	13055	Federal Home Loan Bank		06/12/2023	17,000,000.00	17,094,860.00	16,985,890.00	4.625	4.670	522	06/06/2025
3130AWC24	13064	Federal Home Loan Bank		06/23/2023	15,000,000.00	15,052,500.00	14,959,800.00	4.000	4.059	1,621	06/09/2028
3130AWC24	13068	Federal Home Loan Bank		06/28/2023	9,025,000.00	9,056,587.50	8,981,409.25	4.000	4.108	1,621	06/09/2028
3130AWN63	13082	Federal Home Loan Bank		07/14/2023	10,000,000.00	10,042,000.00	9,973,400.00	4.000	4.060	1,642	06/30/2028
3130AWN63	13083	Federal Home Loan Bank		07/14/2023	20,000,000.00	20,084,000.00	19,946,800.00	4.000	4.060	1,642	06/30/2028
3130AWTQ3	13142	Federal Home Loan Bank		09/28/2023	16,600,000.00	16,814,970.00	16,542,688.50	4.625	5.003	984	09/11/2026
3130AXU63	13189	Federal Home Loan Bank		11/17/2023	20,000,000.00	20,282,400.00	19,964,600.00	4.625	4.689	1,051	11/17/2026
3130AXU63	13190	Federal Home Loan Bank		11/17/2023	30,000,000.00	30,423,600.00	29,907,883.47	4.625	4.736	1,051	11/17/2026
3130AY6M3	13220	Federal Home Loan Bank		12/18/2023	25,000,000.00	25,016,750.00	24,989,000.00	5.000	5.071	261	09/18/2024
31422BFL9	11755	Federal Home Loan Mtg Corp		05/10/2019	25,000,000.00	24,877,750.00	25,000,000.00	2.400	2.400	60	03/01/2024
3137EAEP0	12014	Federal Home Loan Mtg Corp		02/14/2020	15,000,000.00	14,481,150.00	14,988,450.00	1.500	1.516	408	02/12/2025
3137EAEP0	12015	Federal Home Loan Mtg Corp		02/14/2020	10,000,000.00	9,654,100.00	9,992,300.00	1.500	1.516	408	02/12/2025
3137EAEU9	12195	Federal Home Loan Mtg Corp		07/23/2020	10,000,000.00	9,397,300.00	9,950,200.00	0.375	0.727	567	07/21/2025
3137EAEX3	12405	Federal Home Loan Mtg Corp		02/26/2021	15,000,000.00	13,999,950.00	14,747,400.00	0.375	0.750	631	09/23/2025
3137EAEX3	13004	Federal Home Loan Mtg Corp		04/21/2023	25,000,000.00	23,333,250.00	22,833,314.75	0.375	4.174	631	09/23/2025
3134GW5P7	13036	Federal Home Loan Mtg Corp		05/17/2023	34,018,000.00	31,699,333.12	31,171,163.53	0.600	4.240	665	10/27/2025
3135G0V34	11657	Federal National Mtg Assn		02/08/2019	20,000,000.00	19,947,000.00	19,925,600.00	2.500	2.580	35	02/05/2024
3135G0V34	11658	Federal National Mtg Assn		02/08/2019	20,000,000.00	19,947,000.00	19,925,600.00	2.500	2.580	35	02/05/2024
3135G0V75	11788	Federal National Mtg Assn		07/08/2019	20,000,000.00	19,666,400.00	19,924,200.00	1.750	1.830	183	07/02/2024

**Alameda County Investment Pool
Portfolio Management
Portfolio Details - Investments
December 31, 2023**

CUSIP	Investment #	Issuer	Average Balance	Purchase Date	Par Value	Market Value	Book Value	Stated Rate	YTM 365	Days to Maturity	Maturity Date
Agency Bullets (Aaa/AA+)											
3135G0W66	11872	Federal National Mtg Assn		10/18/2019	20,000,000.00	19,490,400.00	19,965,800.00	1.625	1.661	288	10/15/2024
3135G0W66	11875	Federal National Mtg Assn		10/18/2019	25,000,000.00	24,363,000.00	24,957,250.00	1.625	1.661	288	10/15/2024
3135G0W66	11876	Federal National Mtg Assn		10/18/2019	25,000,000.00	24,363,000.00	24,957,250.00	1.625	1.661	288	10/15/2024
3135G0W66	11918	Federal National Mtg Assn		11/22/2019	25,000,000.00	24,363,000.00	24,939,515.00	1.625	1.677	288	10/15/2024
3135G0X24	11969	Federal National Mtg Assn		01/10/2020	20,000,000.00	19,380,200.00	19,936,200.00	1.625	1.692	372	01/07/2025
3135G0X24	11970	Federal National Mtg Assn		01/10/2020	20,000,000.00	19,380,200.00	19,936,200.00	1.625	1.692	372	01/07/2025
3135G04Z3	12171	Federal National Mtg Assn		06/19/2020	20,000,000.00	18,872,800.00	19,958,600.00	0.500	0.542	533	06/17/2025
3135G04Z3	12172	Federal National Mtg Assn		06/19/2020	15,000,000.00	14,154,600.00	14,968,950.00	0.500	0.542	533	06/17/2025
3135G06G3	12299	Federal National Mtg Assn		11/12/2020	18,000,000.00	16,766,100.00	17,935,560.00	0.500	0.573	676	11/07/2025
Subtotal and Average			1,458,011,630.48		1,521,628,000.00	1,503,744,447.97	1,514,153,698.18		3.324	710	
Federal Agency Disc. -Amortizing											
313384SW0	12938	Federal Home Loan Bk Disc Note		02/10/2023	50,000,000.00	49,692,500.00	47,583,444.44	4.780	5.099	39	02/09/2024
313384SW0	12939	Federal Home Loan Bk Disc Note		02/10/2023	50,000,000.00	49,692,500.00	47,583,444.44	4.780	5.099	39	02/09/2024
313384SM2	13071	Federal Home Loan Bk Disc Note		06/30/2023	50,000,000.00	49,761,000.00	48,432,291.67	5.250	5.549	30	01/31/2024
313384TH2	13072	Federal Home Loan Bk Disc Note		06/30/2023	50,000,000.00	49,612,000.00	48,286,458.33	5.250	5.554	50	02/20/2024
313384ZV4	13162	Federal Home Loan Bk Disc Note		10/26/2023	100,000,000.00	97,122,000.00	96,033,916.67	5.230	5.548	206	07/25/2024
313384RG6	13164	Federal Home Loan Bk Disc Note		10/27/2023	100,000,000.00	99,942,000.00	99,013,611.11	5.300	5.503	1	01/02/2024
313384UF4	13167	Federal Home Loan Bk Disc Note		10/31/2023	50,000,000.00	49,462,000.00	49,012,680.56	5.305	5.563	72	03/13/2024
313384TB5	13169	Federal Home Loan Bk Disc Note		11/01/2023	50,000,000.00	49,656,000.00	49,221,979.17	5.335	5.571	44	02/14/2024
313384SM2	13175	Federal Home Loan Bk Disc Note		11/08/2023	50,000,000.00	49,761,000.00	49,386,333.33	5.260	5.474	30	01/31/2024
313384XT1	13176	Federal Home Loan Bk Disc Note		11/08/2023	50,000,000.00	48,882,500.00	48,474,583.33	5.230	5.526	156	06/05/2024
313384SD2	13192	Federal Home Loan Bk Disc Note		11/20/2023	50,000,000.00	49,819,000.00	49,532,888.89	5.255	5.453	22	01/23/2024
313384RX9	13194	Federal Home Loan Bk Disc Note		11/20/2023	50,000,000.00	49,862,500.00	49,576,277.78	5.260	5.453	16	01/17/2024
313384RR2	13195	Federal Home Loan Bk Disc Note		11/22/2023	50,000,000.00	49,906,000.00	49,634,722.22	5.260	5.447	10	01/11/2024
Subtotal and Average			731,772,631.94		750,000,000.00	743,171,000.00	731,772,631.94		5.460	61	
Treasury Notes and Bonds											
912828Y87	11919	U.S. Treasury		11/22/2019	50,000,000.00	49,056,500.00	50,298,828.15	1.750	1.617	212	07/31/2024
912828Y87	11936	U.S. Treasury		12/10/2019	50,000,000.00	49,056,500.00	50,134,765.65	1.750	1.689	212	07/31/2024
91282CBM2	12408	U.S. Treasury		02/26/2021	50,000,000.00	49,689,500.00	49,699,218.75	0.125	0.329	45	02/15/2024
91282CBQ3	12409	U.S. Treasury		03/01/2021	25,000,000.00	23,102,500.00	24,630,859.38	0.500	0.802	789	02/28/2026
91282CCZ2	12520	U.S. Treasury		09/30/2021	50,000,000.00	45,924,000.00	49,666,015.64	0.875	1.012	1,003	09/30/2026
91282CAT8	12522	U.S. Treasury		09/30/2021	50,000,000.00	46,443,500.00	48,865,234.39	0.250	0.816	669	10/31/2025
91282CDB4	12537	U.S. Treasury		10/27/2021	50,000,000.00	48,359,500.00	49,742,187.50	0.625	0.801	288	10/15/2024
91282CCT6	12596	U.S. Treasury		12/21/2021	50,000,000.00	48,566,500.00	49,373,046.90	0.375	0.854	227	08/15/2024

**Alameda County Investment Pool
Portfolio Management
Portfolio Details - Investments
December 31, 2023**

CUSIP	Investment #	Issuer	Average Balance	Purchase Date	Par Value	Market Value	Book Value	Stated Rate	YTM 365	Days to Maturity	Maturity Date
Treasury Notes and Bonds											
91282CDB4	12597	U.S. Treasury		12/21/2021	50,000,000.00	48,359,500.00	49,626,953.15	0.625	0.894	288	10/15/2024
91282CCT6	12606	U.S. Treasury		12/23/2021	50,000,000.00	48,566,500.00	49,349,609.40	0.375	0.873	227	08/15/2024
91282CDV0	12634	U.S. Treasury		01/31/2022	50,000,000.00	49,823,000.00	49,679,687.50	0.875	1.200	30	01/31/2024
Subtotal and Average			521,066,406.41		525,000,000.00	506,947,500.00	521,066,406.41		1.001	342	
Treasury Discounts -Amortizing											
912796ZY8	13101	Treasury Bill		07/31/2023	50,000,000.00	49,831,500.00	48,700,229.17	5.258	5.549	24	01/25/2024
912797HX8	13137	Treasury Bill		09/27/2023	50,000,000.00	50,000,000.00	49,285,972.22	5.300	5.527	1	01/02/2024
912797HX8	13138	Treasury Bill		09/27/2023	50,000,000.00	50,000,000.00	49,285,972.22	5.300	5.527	1	01/02/2024
Subtotal and Average			147,272,173.61		150,000,000.00	149,831,500.00	147,272,173.61		5.534	9	
Agency Callables (Aaa/AA+)											
31422XXL1	12698	Farmer Mac		04/28/2022	25,000,000.00	24,392,500.00	25,000,000.00	3.050	3.051	574	07/28/2025
31422XXG2	12700	Farmer Mac		04/26/2022	15,000,000.00	14,402,400.00	15,000,000.00	3.100	3.100	1,211	04/26/2027
31422XN40	12837	Farmer Mac		11/01/2022	15,000,000.00	14,943,600.00	15,000,000.00	5.050	5.050	1,400	11/01/2027
31422XN40	12838	Farmer Mac		11/01/2022	15,000,000.00	14,943,600.00	15,000,000.00	5.050	5.050	1,400	11/01/2027
31422XQ62	12855	Farmer Mac		11/22/2022	20,000,000.00	19,939,200.00	20,000,000.00	5.300	5.300	872	05/22/2026
31422X3A8	13038	Farmer Mac		05/19/2023	25,000,000.00	24,587,000.00	25,000,000.00	4.250	4.250	1,600	05/19/2028
31422X4B5	13061	Farmer Mac		06/16/2023	15,000,000.00	14,938,800.00	15,000,000.00	4.850	4.850	1,628	06/16/2028
31422X4V1	13079	Farmer Mac		07/12/2023	15,000,000.00	14,998,800.00	15,000,000.00	5.970	5.970	1,654	07/12/2028
31422X4V1	13080	Farmer Mac		07/12/2023	2,000,000.00	1,999,840.00	2,000,000.00	5.970	5.970	1,654	07/12/2028
31422X5E8	13091	Farmer Mac		07/28/2023	15,000,000.00	14,991,000.00	15,000,000.00	5.000	5.001	1,642	06/30/2028
31422X5N8	13094	Farmer Mac		07/28/2023	15,000,000.00	14,999,100.00	15,000,000.00	5.550	5.550	1,668	07/26/2028
31422X5N8	13095	Farmer Mac		07/28/2023	10,000,000.00	9,999,400.00	10,000,000.00	5.550	5.550	1,668	07/26/2028
31422X6C1	13110	Farmer Mac		08/18/2023	25,000,000.00	24,938,925.00	25,000,000.00	5.150	5.150	1,691	08/18/2028
31422X6P2	13120	Farmer Mac		09/05/2023	15,000,000.00	15,038,400.00	15,000,000.00	5.250	5.252	1,617	06/05/2028
31424WAQ5	13152	Farmer Mac		10/12/2023	20,000,000.00	20,117,140.00	20,000,000.00	5.600	5.604	1,731	09/27/2028
31424WAL6	13158	Farmer Mac		10/18/2023	19,300,000.00	19,384,148.00	19,258,848.11	5.720	5.810	1,019	10/16/2026
31424WBX9	13180	Farmer Mac		11/13/2023	20,000,000.00	20,165,400.00	20,000,000.00	5.200	5.200	1,778	11/13/2028
31424WDC3	13209	Farmer Mac		12/12/2023	50,000,000.00	50,263,500.00	50,000,000.00	4.700	4.700	1,624	06/12/2028
31424WDF6	13225	Farmer Mac		12/20/2023	25,000,000.00	25,065,000.00	25,000,000.00	5.125	5.125	1,815	12/20/2028
3133EMYD8	12441	Federal Farm Credit Bank		05/06/2021	15,000,000.00	14,030,550.00	15,000,000.00	0.850	0.850	672	11/03/2025
3133EMZS4	12447	Federal Farm Credit Bank		05/18/2021	10,000,000.00	9,226,300.00	10,000,000.00	0.900	0.900	868	05/18/2026
3133ENEJ5	12564	Federal Farm Credit Bank		11/18/2021	25,000,000.00	24,138,250.00	24,971,250.00	0.875	0.914	322	11/18/2024
3133ENHW3	12603	Federal Farm Credit Bank		12/23/2021	25,000,000.00	23,745,000.00	25,000,000.00	1.170	1.170	539	06/23/2025
3133ENPG9	12642	Federal Farm Credit Bank		02/15/2022	15,000,000.00	14,543,100.00	14,959,950.00	1.750	1.842	410	02/14/2025

**Alameda County Investment Pool
Portfolio Management
Portfolio Details - Investments
December 31, 2023**

CUSIP	Investment #	Issuer	Average Balance	Purchase Date	Par Value	Market Value	Book Value	Stated Rate	YTM	Days to 365 Maturity	Maturity Date
Agency Callables (Aaa/AA+)											
3133EMYD8	12987	Federal Farm Credit Bank		04/14/2023	6,260,000.00	5,855,416.20	5,758,448.80	0.850	4.192	672	11/03/2025
3130AKN85	12367	Federal Home Loan Bank		01/20/2021	20,000,000.00	18,524,600.00	19,974,000.00	0.550	0.576	750	01/20/2026
3130AKVY9	12373	Federal Home Loan Bank		01/29/2021	10,000,000.00	9,247,800.00	10,000,000.00	0.520	0.520	759	01/29/2026
3130AKVN3	12374	Federal Home Loan Bank		01/29/2021	5,000,000.00	4,623,900.00	5,000,000.00	0.520	0.520	759	01/29/2026
3130AKUS3	12377	Federal Home Loan Bank		01/29/2021	15,450,000.00	14,283,216.00	15,442,275.00	0.500	0.510	758	01/28/2026
3130AKMD5	12378	Federal Home Loan Bank		01/29/2021	4,980,000.00	4,604,906.40	4,976,324.76	0.500	0.515	756	01/26/2026
3130AKXB7	12391	Federal Home Loan Bank		02/11/2021	10,000,000.00	9,243,800.00	10,000,000.00	0.580	0.580	772	02/11/2026
3130AKXB7	12392	Federal Home Loan Bank		02/11/2021	20,000,000.00	18,487,600.00	20,000,000.00	0.580	0.580	772	02/11/2026
3130AKWA0	12393	Federal Home Loan Bank		02/12/2021	13,000,000.00	12,000,040.00	12,979,200.00	0.520	0.552	773	02/12/2026
3130AKXQ4	12394	Federal Home Loan Bank		02/12/2021	15,000,000.00	13,870,200.00	15,000,000.00	0.600	0.600	773	02/12/2026
3130AKVR4	12395	Federal Home Loan Bank		02/12/2021	20,000,000.00	18,473,600.00	20,000,000.00	0.550	0.550	773	02/12/2026
3130AL3S1	12397	Federal Home Loan Bank		02/17/2021	10,000,000.00	9,247,000.00	10,000,000.00	0.625	0.625	778	02/17/2026
3130ALEM2	12403	Federal Home Loan Bank		02/25/2021	15,000,000.00	13,909,500.00	15,000,000.00	0.790	0.790	786	02/25/2026
3130AKZ25	12406	Federal Home Loan Bank		02/26/2021	10,000,000.00	9,243,600.00	10,000,000.00	0.650	0.650	787	02/26/2026
3130ALJ70	12413	Federal Home Loan Bank		03/12/2021	10,000,000.00	9,901,300.00	10,000,000.00	0.400	0.400	71	03/12/2024
3130ALGJ7	12419	Federal Home Loan Bank		03/23/2021	20,000,000.00	18,578,400.00	20,000,000.00	1.000	1.000	812	03/23/2026
3130ALGJ7	12420	Federal Home Loan Bank		03/23/2021	9,250,000.00	8,592,510.00	9,250,000.00	1.000	1.000	812	03/23/2026
3130ALVS0	12436	Federal Home Loan Bank		04/27/2021	15,000,000.00	14,313,600.00	15,000,000.00	0.620	0.620	392	01/27/2025
3130AMAG7	12437	Federal Home Loan Bank		04/29/2021	10,000,000.00	9,278,300.00	10,000,000.00	1.050	1.050	849	04/29/2026
3130AMUP5	12466	Federal Home Loan Bank		06/23/2021	15,000,000.00	14,370,300.00	15,000,000.00	0.500	0.500	357	12/23/2024
3130AMU75	12476	Federal Home Loan Bank		06/30/2021	10,000,000.00	9,218,800.00	10,000,000.00	1.000	1.000	907	06/26/2026
3130ANSC53	12494	Federal Home Loan Bank		08/30/2021	15,000,000.00	13,755,450.00	15,000,000.00	1.000	1.000	968	08/26/2026
3130ANWK24	12495	Federal Home Loan Bank		08/30/2021	25,000,000.00	23,974,750.00	25,000,000.00	0.650	0.650	422	02/26/2025
3130ANWG1	12496	Federal Home Loan Bank		08/30/2021	25,000,000.00	24,268,250.00	25,000,000.00	0.500	0.500	238	08/26/2024
3130ANWJ5	12497	Federal Home Loan Bank		08/30/2021	25,000,000.00	23,727,750.00	25,000,000.00	0.720	0.720	526	06/10/2025
3130ANU32	12516	Federal Home Loan Bank		09/22/2021	10,000,000.00	9,219,000.00	9,995,000.00	1.000	1.010	995	09/22/2026
3130APDL6	12521	Federal Home Loan Bank		09/30/2021	15,000,000.00	14,225,100.00	15,000,000.00	0.800	0.800	546	06/30/2025
3130APJ89	12538	Federal Home Loan Bank		10/28/2021	10,000,000.00	9,668,500.00	10,000,000.00	0.700	0.700	301	10/28/2024
3130APLB9	12539	Federal Home Loan Bank		10/28/2021	10,000,000.00	9,673,100.00	10,000,000.00	0.850	0.850	301	10/28/2024
3130APLB9	12540	Federal Home Loan Bank		10/28/2021	10,000,000.00	9,673,100.00	10,000,000.00	0.850	0.850	301	10/28/2024
3130APRA5	12554	Federal Home Loan Bank		11/15/2021	25,000,000.00	24,180,750.00	25,000,000.00	1.100	1.100	319	11/15/2024
3130APRU1	12556	Federal Home Loan Bank		11/16/2021	10,000,000.00	9,749,800.00	10,000,000.00	1.000	1.000	228	08/16/2024
3130APRU1	12557	Federal Home Loan Bank		11/16/2021	25,000,000.00	24,374,500.00	25,000,000.00	1.000	1.000	228	08/16/2024
3130APNH4	12561	Federal Home Loan Bank		11/18/2021	10,000,000.00	9,401,900.00	10,000,000.00	1.200	1.200	687	11/18/2025
3130APQG3	12562	Federal Home Loan Bank		11/18/2021	20,000,000.00	18,803,800.00	20,000,000.00	1.200	1.200	687	11/18/2025
3130APRE7	12563	Federal Home Loan Bank		11/18/2021	25,000,000.00	24,092,500.00	25,000,000.00	1.010	1.010	414	02/18/2025

**Alameda County Investment Pool
Portfolio Management
Portfolio Details - Investments
December 31, 2023**

CUSIP	Investment #	Issuer	Average Balance	Purchase Date	Par Value	Market Value	Book Value	Stated Rate	YTM	Days to 365 Maturity	Maturity Date
Agency Callables (Aaa/AA+)											
3130APBR5	12570	Federal Home Loan Bank		11/19/2021	14,950,000.00	14,407,464.50	14,804,237.50	0.650	0.967	372	01/07/2025
3130APVJ1	12571	Federal Home Loan Bank		11/23/2021	15,000,000.00	13,843,050.00	15,000,000.00	1.500	1.500	1,057	11/23/2026
3130APUP8	12572	Federal Home Loan Bank		11/23/2021	25,000,000.00	24,316,000.00	25,000,000.00	0.750	0.750	235	08/23/2024
3130APWM3	12581	Federal Home Loan Bank		11/30/2021	10,000,000.00	9,657,900.00	10,000,000.00	1.050	1.050	329	11/25/2024
3130APWE1	12582	Federal Home Loan Bank		11/30/2021	15,000,000.00	13,841,100.00	15,000,000.00	1.500	1.500	1,059	11/25/2026
3130APWV3	12583	Federal Home Loan Bank		11/30/2021	25,000,000.00	24,144,750.00	25,000,000.00	1.050	1.050	329	11/25/2024
3130APW43	12585	Federal Home Loan Bank		12/02/2021	8,125,000.00	7,495,475.00	8,123,375.00	1.500	1.504	1,066	12/02/2026
3130APW84	12586	Federal Home Loan Bank		12/03/2021	10,000,000.00	9,224,500.00	9,997,500.00	1.500	1.505	1,067	12/03/2026
3130APXL4	12589	Federal Home Loan Bank		12/10/2021	25,000,000.00	24,160,250.00	24,993,750.00	1.100	1.108	344	12/10/2024
3130APXT7	12594	Federal Home Loan Bank		12/17/2021	10,000,000.00	9,242,300.00	10,000,000.00	1.600	1.600	1,081	12/17/2026
3130AQ4D2	12602	Federal Home Loan Bank		12/23/2021	7,650,000.00	7,390,206.00	7,650,000.00	1.250	1.250	358	12/24/2024
3130AQ2Z5	12607	Federal Home Loan Bank		12/27/2021	25,000,000.00	23,478,750.00	25,000,000.00	1.500	1.500	816	03/27/2026
3130AQ7M9	12608	Federal Home Loan Bank		12/27/2021	25,000,000.00	23,875,750.00	25,000,000.00	1.250	1.250	543	06/27/2025
3130AQFC2	12609	Federal Home Loan Bank		12/27/2021	25,000,000.00	24,270,250.00	24,993,750.00	1.000	1.009	270	09/27/2024
3130AQA29	12611	Federal Home Loan Bank		12/28/2021	15,000,000.00	14,441,100.00	15,000,000.00	1.230	1.230	452	03/28/2025
3130AQDR1	12613	Federal Home Loan Bank		12/30/2021	25,000,000.00	24,496,000.00	25,000,000.00	1.000	1.000	179	06/28/2024
3130AQDQ3	12614	Federal Home Loan Bank		12/30/2021	15,000,000.00	14,315,250.00	15,000,000.00	1.220	1.220	546	06/30/2025
3130AQ5S8	12615	Federal Home Loan Bank		12/30/2021	25,000,000.00	23,869,500.00	25,000,000.00	1.250	1.250	546	06/30/2025
3130AQFD0	12616	Federal Home Loan Bank		12/30/2021	25,000,000.00	24,070,250.00	25,000,000.00	1.060	1.060	364	12/30/2024
3130AQGY3	12617	Federal Home Loan Bank		12/30/2021	25,000,000.00	24,269,000.00	25,000,000.00	1.030	1.030	273	09/30/2024
3130AQFW8	12618	Federal Home Loan Bank		12/30/2021	25,000,000.00	24,262,750.00	25,000,000.00	1.000	1.000	273	09/30/2024
3130AQJ38	12629	Federal Home Loan Bank		01/25/2022	10,000,000.00	9,753,800.00	10,000,000.00	1.050	1.050	206	07/25/2024
3130AQGT4	12631	Federal Home Loan Bank		01/28/2022	15,000,000.00	14,514,150.00	14,857,500.00	1.100	1.429	378	01/13/2025
3130AQM83	12632	Federal Home Loan Bank		01/28/2022	4,185,000.00	3,907,618.20	4,164,261.00	1.600	1.716	938	07/27/2026
3130AQUT8	12645	Federal Home Loan Bank		02/17/2022	10,000,000.00	9,354,200.00	10,000,000.00	2.010	2.010	1,143	02/17/2027
3130AQVM2	12647	Federal Home Loan Bank		02/25/2022	10,000,000.00	9,712,600.00	10,000,000.00	1.750	1.750	421	02/25/2025
3130AQUY7	12648	Federal Home Loan Bank		02/25/2022	10,000,000.00	9,361,500.00	10,000,000.00	2.050	2.050	1,151	02/25/2027
3130AQ778	12652	Federal Home Loan Bank		02/28/2022	15,000,000.00	14,565,450.00	15,000,000.00	1.750	1.750	424	02/28/2025
3130AMU67	12666	Federal Home Loan Bank		03/21/2022	20,000,000.00	19,534,000.00	19,238,220.00	0.400	2.128	179	06/28/2024
3130ARGC9	12667	Federal Home Loan Bank		03/25/2022	10,000,000.00	9,498,900.00	10,000,000.00	2.550	2.550	1,179	03/25/2027
3130ARBC4	12668	Federal Home Loan Bank		03/28/2022	5,000,000.00	4,956,200.00	5,000,000.00	2.000	2.000	87	03/28/2024
3130ARAE1	12670	Federal Home Loan Bank		03/25/2022	25,000,000.00	24,162,500.00	25,000,000.00	2.100	2.100	541	06/25/2025
3130ARFQ9	12671	Federal Home Loan Bank		04/05/2022	25,000,000.00	23,811,500.00	25,000,000.00	2.610	2.610	1,190	04/05/2027
3130ARC41	12674	Federal Home Loan Bank		03/30/2022	15,000,000.00	14,638,200.00	15,000,000.00	2.320	2.320	449	03/25/2025
3130ARFG1	12675	Federal Home Loan Bank		03/30/2022	10,000,000.00	9,454,000.00	10,000,000.00	2.400	2.400	1,179	03/25/2027
3130ARJW2	12677	Federal Home Loan Bank		04/22/2022	15,000,000.00	14,740,650.00	15,000,000.00	3.000	3.000	477	04/22/2025

Portfolio POOL
RC
PM (PRF_PM2) 7.3.11

**Alameda County Investment Pool
Portfolio Management
Portfolio Details - Investments
December 31, 2023**

CUSIP	Investment #	Issuer	Average Balance	Purchase Date	Par Value	Market Value	Book Value	Stated Rate	YTM 365	Days to Maturity	Maturity Date
Agency Callables (Aaa/AA+)											
3130ARL33	12682	Federal Home Loan Bank		04/21/2022	20,000,000.00	19,548,200.00	20,000,000.00	3.000	3.001	598	08/21/2025
3130ARDV0	12691	Federal Home Loan Bank		04/08/2022	10,000,000.00	9,633,300.00	10,000,000.00	3.000	3.000	1,179	03/25/2027
3130ARPZ8	12697	Federal Home Loan Bank		04/28/2022	25,000,000.00	24,522,500.00	25,000,000.00	3.150	3.151	574	07/28/2025
3130ARUV1	12706	Federal Home Loan Bank		04/27/2022	25,000,000.00	24,374,750.00	25,000,000.00	3.100	3.100	665	10/27/2025
3130ARYU9	12740	Federal Home Loan Bank		05/23/2022	10,000,000.00	9,965,900.00	10,000,000.00	3.000	3.002	53	02/23/2024
3130AS3H0	12741	Federal Home Loan Bank		05/26/2022	25,000,000.00	24,896,500.00	25,000,000.00	2.625	2.626	56	02/26/2024
3130ASKJ7	12756	Federal Home Loan Bank		06/28/2022	20,000,000.00	19,838,600.00	20,000,000.00	3.500	3.500	179	06/28/2024
3130ASZD4	12787	Federal Home Loan Bank		08/30/2022	15,000,000.00	14,923,350.00	14,998,500.00	4.130	4.134	605	08/28/2025
3130ASYZ6	12789	Federal Home Loan Bank		08/30/2022	25,000,000.00	24,821,750.00	25,000,000.00	4.000	4.000	605	08/28/2025
3130ASYR4	12806	Federal Home Loan Bank		09/27/2022	25,000,000.00	24,821,750.00	24,610,000.00	4.000	4.576	605	08/28/2025
3130ATDV6	12814	Federal Home Loan Bank		09/30/2022	10,000,000.00	9,910,400.00	10,000,000.00	5.000	5.000	1,368	09/30/2027
3130ATXX0	12864	Federal Home Loan Bank		11/30/2022	25,000,000.00	24,946,250.00	25,000,000.00	5.000	5.001	144	05/24/2024
3130AU2C7	12885	Federal Home Loan Bank		12/06/2022	15,000,000.00	14,997,750.00	15,000,000.00	5.300	5.300	340	12/06/2024
3130AU5Q3	12896	Federal Home Loan Bank		12/13/2022	20,000,000.00	19,931,560.00	20,000,000.00	5.200	5.205	256	09/13/2024
3130AUNX8	12920	Federal Home Loan Bank		01/25/2023	15,000,000.00	14,990,400.00	15,000,000.00	5.000	5.003	51	02/21/2024
3130AUNQ3	12922	Federal Home Loan Bank		01/26/2023	20,000,000.00	19,987,600.00	20,000,000.00	5.000	5.003	51	02/21/2024
3130AUGJ7	12926	Federal Home Loan Bank		01/30/2023	15,000,000.00	14,973,150.00	15,000,000.00	5.020	5.020	756	01/26/2026
3130AUNY6	12928	Federal Home Loan Bank		01/30/2023	10,000,000.00	9,961,800.00	10,000,000.00	5.125	5.125	574	07/28/2025
3130AUW42	12945	Federal Home Loan Bank		02/16/2023	10,000,000.00	9,995,100.00	10,000,000.00	5.160	5.160	46	02/16/2024
3130AV5F5	12957	Federal Home Loan Bank		03/07/2023	10,000,000.00	9,993,400.00	10,000,000.00	5.450	5.457	158	06/07/2024
3130AVBR2	12958	Federal Home Loan Bank		03/08/2023	18,749,335.11	18,737,335.54	18,749,335.11	5.510	5.514	91	04/01/2024
3130AVGL0	12982	Federal Home Loan Bank		04/03/2023	10,000,000.00	10,000,000.00	10,000,000.00	5.250	5.261	2	01/03/2024
3130AQZT3	12993	Federal Home Loan Bank		04/18/2023	8,395,000.00	8,029,649.60	7,943,181.10	2.750	4.266	1,162	03/08/2027
3130ANED8	12994	Federal Home Loan Bank		04/19/2023	18,850,000.00	17,350,859.50	16,998,741.50	1.000	4.246	938	07/27/2026
3130AQV26	12996	Federal Home Loan Bank		04/20/2023	25,000,000.00	24,435,500.00	23,921,354.25	1.610	4.898	247	09/04/2024
3130AVR46	13002	Federal Home Loan Bank		04/21/2023	20,000,000.00	19,995,600.00	20,000,000.00	5.300	5.304	137	05/17/2024
3130AVT51	13010	Federal Home Loan Bank		04/25/2023	20,000,000.00	19,985,400.00	20,000,000.00	5.300	5.304	142	05/22/2024
3130AMU75	13021	Federal Home Loan Bank		05/02/2023	5,000,000.00	4,609,400.00	4,538,600.00	1.000	4.155	907	06/26/2026
3130AL5A8	13022	Federal Home Loan Bank		05/02/2023	16,225,000.00	14,643,549.25	14,407,637.75	0.900	4.100	1,152	02/26/2027
3130AVV74	13023	Federal Home Loan Bank		05/03/2023	20,000,000.00	19,988,400.00	20,000,000.00	5.280	5.284	148	05/28/2024
3130ARFM8	13034	Federal Home Loan Bank		05/16/2023	5,000,000.00	4,895,150.00	4,843,500.00	2.170	4.547	273	09/30/2024
3130AW6A3	13042	Federal Home Loan Bank		05/22/2023	20,000,000.00	19,975,600.00	20,000,000.00	5.470	5.474	169	06/18/2024
3130AWFH8	13056	Federal Home Loan Bank		06/13/2023	20,000,000.00	19,987,600.00	20,000,000.00	5.510	5.515	193	07/12/2024
3130ARTJ0	13069	Federal Home Loan Bank		06/29/2023	5,000,000.00	4,893,400.00	4,815,500.00	3.000	4.883	571	07/25/2025
3130AUV35	13078	Federal Home Loan Bank		07/06/2023	10,000,000.00	9,995,400.00	9,973,800.00	5.165	5.566	67	03/08/2024
3130ARNT4	13132	Federal Home Loan Bank		09/22/2023	5,000,000.00	4,956,400.00	4,922,500.00	4.000	5.863	1,214	04/29/2027

**Alameda County Investment Pool
Portfolio Management
Portfolio Details - Investments
December 31, 2023**

CUSIP	Investment #	Issuer	Average Balance	Purchase Date	Par Value	Market Value	Book Value	Stated Rate	YTM 365	Days to Maturity	Maturity Date
Agency Callables (Aaa/AA+)											
3130ANLF5	13177	Federal Home Loan Bank		11/09/2023	10,000,000.00	9,008,200.00	8,751,075.00	1.050	4.752	1,331	08/24/2027
3130ASZD4	13181	Federal Home Loan Bank		11/13/2023	25,000,000.00	24,872,250.00	24,701,704.17	4.130	5.343	605	08/28/2025
3130AXSN9	13182	Federal Home Loan Bank		11/14/2023	25,000,000.00	25,508,750.00	25,000,000.00	5.000	5.000	1,779	11/14/2028
3130ANYN4	13191	Federal Home Loan Bank		11/20/2023	10,000,000.00	9,140,600.00	9,008,888.89	1.000	4.801	1,003	09/30/2026
3130AWS92	13193	Federal Home Loan Bank		11/20/2023	21,295,000.00	21,557,550.03	21,557,550.03	4.875	5.016	620	09/12/2025
3130AXW38	13197	Federal Home Loan Bank		11/28/2023	25,000,000.00	25,123,250.00	25,000,000.00	5.185	5.187	1,701	08/28/2028
3130AXWN4	13199	Federal Home Loan Bank		11/30/2023	25,000,000.00	25,158,250.00	25,000,000.00	5.280	5.280	1,611	05/30/2028
3130AXY51	13200	Federal Home Loan Bank		12/06/2023	20,000,000.00	20,099,600.00	20,000,000.00	5.100	5.100	1,801	12/06/2028
3130AXY85	13203	Federal Home Loan Bank		12/08/2023	25,000,000.00	25,092,250.00	25,000,000.00	4.750	4.750	1,803	12/08/2028
3130AXZY7	13212	Federal Home Loan Bank		12/13/2023	25,000,000.00	25,012,250.00	25,000,000.00	5.000	5.000	1,625	06/13/2028
3130AP4Z5	13218	Federal Home Loan Bank		12/14/2023	23,780,000.00	21,794,607.80	21,609,599.40	0.900	4.482	1,003	09/30/2026
3130AY7G5	13221	Federal Home Loan Bank		12/19/2023	25,000,000.00	25,085,250.00	25,000,000.00	4.710	4.712	1,723	09/19/2028
3130AY7H3	13222	Federal Home Loan Bank		12/19/2023	50,000,000.00	50,139,500.00	50,000,000.00	4.350	4.351	1,725	09/21/2028
3130AOUT8	13223	Federal Home Loan Bank		12/19/2023	15,000,000.00	14,031,300.00	14,087,425.00	2.010	4.322	1,143	02/17/2027
3130ALGL2	13224	Federal Home Loan Bank		12/19/2023	50,000,000.00	45,440,500.00	45,360,993.06	1.115	4.385	1,152	02/26/2027
3130AY5W2	13226	Federal Home Loan Bank		12/20/2023	50,000,000.00	50,043,000.00	50,000,000.00	5.375	5.377	1,540	03/20/2028
3130ANMH0	13227	Federal Home Loan Bank		12/20/2023	15,000,000.00	13,799,700.00	13,805,650.00	1.100	4.446	962	08/20/2026
3130AYB62	13229	Federal Home Loan Bank		12/21/2023	25,000,000.00	25,025,500.00	25,000,000.00	4.800	4.800	1,632	06/20/2028
31422BUS7	12016	Federal Home Loan Mtg Corp		02/18/2020	25,000,000.00	24,214,500.00	25,000,000.00	1.680	1.680	414	02/18/2025
3134GVWR5	12144	Federal Home Loan Mtg Corp		05/22/2020	25,000,000.00	23,675,000.00	25,000,000.00	0.625	0.625	507	05/22/2025
3134GWND4	12199	Federal Home Loan Mtg Corp		08/12/2020	15,000,000.00	14,114,250.00	15,000,000.00	0.600	0.600	589	08/12/2025
3134GWN44	12219	Federal Home Loan Mtg Corp		09/11/2020	15,000,000.00	14,527,800.00	15,000,000.00	0.450	0.450	254	09/11/2024
3134GWUY0	12246	Federal Home Loan Mtg Corp		09/30/2020	15,000,000.00	14,346,450.00	15,000,000.00	0.400	0.400	364	12/30/2024
3134GWVJ2	12247	Federal Home Loan Mtg Corp		09/30/2020	15,000,000.00	14,492,250.00	15,000,000.00	0.400	0.400	273	09/30/2024
3134GWXX0	12248	Federal Home Loan Mtg Corp		09/30/2020	15,000,000.00	14,497,500.00	15,000,000.00	0.400	0.400	273	09/30/2024
3134GWVJ2	12249	Federal Home Loan Mtg Corp		09/30/2020	10,000,000.00	9,661,500.00	10,000,000.00	0.400	0.400	273	09/30/2024
3134GWXG6	12250	Federal Home Loan Mtg Corp		09/30/2020	10,000,000.00	9,567,200.00	10,000,000.00	0.430	0.430	364	12/30/2024
3134GWUY0	12251	Federal Home Loan Mtg Corp		09/30/2020	10,000,000.00	9,564,300.00	10,000,000.00	0.400	0.400	364	12/30/2024
3134GXBD5	12300	Federal Home Loan Mtg Corp		11/12/2020	15,000,000.00	14,718,450.00	15,000,000.00	0.360	0.360	135	05/15/2024
3134GXDZ4	12318	Federal Home Loan Mtg Corp		11/25/2020	15,000,000.00	14,428,350.00	15,000,000.00	0.450	0.450	329	11/25/2024
3134GXBM5	12319	Federal Home Loan Mtg Corp		11/25/2020	15,000,000.00	13,951,650.00	15,000,000.00	0.600	0.600	681	11/12/2025
3134GXHD9	12359	Federal Home Loan Mtg Corp		12/23/2020	10,000,000.00	9,276,300.00	10,000,000.00	0.700	0.700	722	12/23/2025
3134GXSD7	12715	Federal Home Loan Mtg Corp		05/05/2022	25,000,000.00	24,590,000.00	25,000,000.00	3.020	3.020	309	11/05/2024
3134GXL44	12779	Federal Home Loan Mtg Corp		08/12/2022	15,000,000.00	14,796,900.00	15,000,000.00	4.000	4.000	589	08/12/2025
3134GXR63	12786	Federal Home Loan Mtg Corp		08/29/2022	20,000,000.00	19,873,000.00	20,000,000.00	4.050	4.050	605	08/28/2025
3134GXT87	12788	Federal Home Loan Mtg Corp		08/30/2022	25,000,000.00	24,712,750.00	25,000,000.00	4.000	4.000	424	02/28/2025

**Alameda County Investment Pool
Portfolio Management
Portfolio Details - Investments
December 31, 2023**

CUSIP	Investment #	Issuer	Average Balance	Purchase Date	Par Value	Market Value	Book Value	Stated Rate	YTM	Days to 365 Maturity	Maturity Date
Agency Callables (Aaa/AA+)											
3134GXS88	12790	Federal Home Loan Mtg Corp		08/30/2022	10,000,000.00	9,912,700.00	10,000,000.00	4.000	4.000	424	02/28/2025
3134GXS88	12791	Federal Home Loan Mtg Corp		08/30/2022	10,000,000.00	9,912,700.00	10,000,000.00	4.000	4.000	424	02/28/2025
3134GXW34	12792	Federal Home Loan Mtg Corp		08/30/2022	20,000,000.00	19,778,000.00	20,000,000.00	4.250	4.250	605	08/28/2025
3134GXY65	12804	Federal Home Loan Mtg Corp		09/16/2022	15,000,000.00	14,815,200.00	15,000,000.00	4.250	4.250	805	03/16/2026
3134GX6A7	12827	Federal Home Loan Mtg Corp		10/25/2022	15,000,000.00	15,069,150.00	15,000,000.00	5.000	5.000	480	04/25/2025
3134GX4M3	12828	Federal Home Loan Mtg Corp		10/28/2022	10,000,000.00	9,983,700.00	10,000,000.00	5.080	5.080	298	10/25/2024
3134GY2K7	12846	Federal Home Loan Mtg Corp		11/15/2022	10,000,000.00	9,999,900.00	10,000,000.00	5.310	5.310	319	11/15/2024
3134GY4G4	12859	Federal Home Loan Mtg Corp		11/28/2022	25,000,000.00	24,939,000.00	25,000,000.00	5.020	5.025	238	08/26/2024
3134GY4H2	12863	Federal Home Loan Mtg Corp		11/30/2022	25,000,000.00	24,898,750.00	25,000,000.00	5.150	5.150	697	11/28/2025
3134GY7M8	12901	Federal Home Loan Mtg Corp		12/16/2022	25,000,000.00	24,927,500.00	25,000,000.00	5.270	5.273	624	09/16/2025
3134GYAA0	12908	Federal Home Loan Mtg Corp		12/20/2022	25,000,000.00	24,966,250.00	25,000,000.00	5.145	5.145	171	06/20/2024
3134GYAW2	12910	Federal Home Loan Mtg Corp		12/22/2022	25,000,000.00	24,893,250.00	25,000,000.00	5.150	5.150	903	06/22/2026
3134GXR63	12918	Federal Home Loan Mtg Corp		01/20/2023	10,000,000.00	9,936,500.00	9,871,600.00	4.050	4.577	605	08/28/2025
3134GYE24	12921	Federal Home Loan Mtg Corp		01/26/2023	10,000,000.00	9,957,400.00	10,000,000.00	5.125	5.125	756	01/26/2026
3134GYEA6	12925	Federal Home Loan Mtg Corp		01/27/2023	30,000,000.00	29,925,000.00	30,000,000.00	5.300	5.300	757	01/27/2026
3134GYF98	12927	Federal Home Loan Mtg Corp		01/30/2023	10,000,000.00	9,958,900.00	10,000,000.00	5.000	5.000	393	01/28/2025
3134GYG30	12929	Federal Home Loan Mtg Corp		01/31/2023	5,000,000.00	4,976,950.00	5,000,000.00	5.020	5.028	666	10/28/2025
3134GXRG1	12930	Federal Home Loan Mtg Corp		01/31/2023	5,000,000.00	4,912,800.00	4,852,500.00	3.050	4.422	497	05/12/2025
3134GYFT4	12936	Federal Home Loan Mtg Corp		02/07/2023	15,000,000.00	14,924,400.00	15,000,000.00	5.000	5.003	857	05/07/2026
3134GYJE3	12944	Federal Home Loan Mtg Corp		02/16/2023	25,000,000.00	24,853,750.00	25,000,000.00	5.200	5.200	1,323	08/16/2027
3134GYLU4	12973	Federal Home Loan Mtg Corp		03/17/2023	25,000,000.00	24,910,250.00	25,000,000.00	5.500	5.502	1,263	06/17/2027
3134GW6C5	12988	Federal Home Loan Mtg Corp		04/14/2023	13,955,000.00	12,652,579.85	12,485,538.50	0.800	4.022	1,031	10/28/2026
3134GWZG4	12989	Federal Home Loan Mtg Corp		04/14/2023	13,000,000.00	12,123,150.00	11,889,800.00	0.600	4.212	658	10/20/2025
3134GXR63	12991	Federal Home Loan Mtg Corp		04/17/2023	5,000,000.00	4,968,250.00	4,942,500.00	4.050	4.567	605	08/28/2025
3134GW5R3	12992	Federal Home Loan Mtg Corp		04/17/2023	11,935,000.00	11,131,774.50	10,894,268.00	0.650	4.329	665	10/27/2025
3134GYPN6	12995	Federal Home Loan Mtg Corp		04/20/2023	25,000,000.00	24,908,750.00	25,000,000.00	5.125	5.125	658	10/20/2025
3134GYPC0	13005	Federal Home Loan Mtg Corp		04/24/2023	10,000,000.00	9,993,600.00	10,000,000.00	5.375	5.375	479	04/24/2025
3134GYPY2	13011	Federal Home Loan Mtg Corp		04/26/2023	25,000,000.00	24,880,500.00	25,000,000.00	5.150	5.152	1,121	01/26/2027
3134GYQ96	13012	Federal Home Loan Mtg Corp		04/26/2023	20,000,000.00	19,916,200.00	20,000,000.00	5.450	5.450	1,211	04/26/2027
3134GYPX4	13013	Federal Home Loan Mtg Corp		04/27/2023	25,000,000.00	24,903,250.00	25,000,000.00	5.300	5.300	1,030	10/27/2026
3134GYQD7	13014	Federal Home Loan Mtg Corp		04/27/2023	25,000,000.00	24,923,000.00	25,000,000.00	5.400	5.403	938	07/27/2026
3134GYQE5	13016	Federal Home Loan Mtg Corp		04/27/2023	25,000,000.00	24,939,250.00	25,000,000.00	5.375	5.375	665	10/27/2025
3134GYQN5	13017	Federal Home Loan Mtg Corp		04/27/2023	25,000,000.00	24,900,250.00	25,000,000.00	5.500	5.500	1,395	10/27/2027
3134GYQA3	13019	Federal Home Loan Mtg Corp		05/01/2023	10,000,000.00	9,999,200.00	10,000,000.00	5.500	5.500	851	05/01/2026
3134GYT36	13049	Federal Home Loan Mtg Corp		06/07/2023	15,000,000.00	14,949,150.00	15,000,000.00	5.000	5.000	1,253	06/07/2027
3134GYUC4	13066	Federal Home Loan Mtg Corp		06/28/2023	15,000,000.00	14,959,200.00	15,000,000.00	5.200	5.200	1,640	06/28/2028

**Alameda County Investment Pool
Portfolio Management
Portfolio Details - Investments
December 31, 2023**

CUSIP	Investment #	Issuer	Average Balance	Purchase Date	Par Value	Market Value	Book Value	Stated Rate	YTM	Days to 365 Maturity	Maturity Date
Agency Callables (Aaa/AA+)											
3134GYUZ3	13067	Federal Home Loan Mtg Corp		06/28/2023	20,000,000.00	19,965,400.00	20,000,000.00	5.350	5.350	1,274	06/28/2027
3134GYE6	13092	Federal Home Loan Mtg Corp		07/28/2023	15,000,000.00	14,976,930.00	15,000,000.00	5.625	5.625	1,302	07/26/2027
3134GXS47	13097	Federal Home Loan Mtg Corp		07/28/2023	7,000,000.00	6,927,480.00	6,863,500.00	4.200	5.198	605	08/28/2025
3134GYU0	13102	Federal Home Loan Mtg Corp		08/01/2023	25,000,000.00	24,972,750.00	25,000,000.00	5.700	5.700	1,674	08/01/2028
3134GX3A0	13117	Federal Home Loan Mtg Corp		08/23/2023	11,733,000.00	11,674,804.32	11,586,572.16	4.750	5.383	638	09/30/2025
3134H1AE3	13118	Federal Home Loan Mtg Corp		08/28/2023	15,000,000.00	15,000,750.00	15,000,000.00	5.500	5.500	970	08/28/2026
3134H1BJ1	13123	Federal Home Loan Mtg Corp		09/13/2023	11,375,000.00	11,374,203.75	11,369,312.50	5.600	5.612	1,717	09/13/2028
3134H1DG5	13134	Federal Home Loan Mtg Corp		09/27/2023	15,000,000.00	15,005,850.00	15,000,000.00	5.550	5.550	1,365	09/27/2027
3134H1FE8	13153	Federal Home Loan Mtg Corp		10/16/2023	10,000,000.00	10,004,400.00	10,000,000.00	6.000	6.000	1,019	10/16/2026
3134H1FZ1	13154	Federal Home Loan Mtg Corp		10/16/2023	20,000,000.00	20,053,200.00	20,000,000.00	5.620	5.620	1,019	10/16/2026
3134H1FY4	13157	Federal Home Loan Mtg Corp		10/18/2023	20,000,000.00	20,054,400.00	20,000,000.00	5.700	5.700	1,386	10/18/2027
3134H1HH9	13170	Federal Home Loan Mtg Corp		11/01/2023	15,000,000.00	15,015,000.00	15,002,437.50	5.850	5.850	668	10/30/2025
3136G4XV0	12181	Federal National Mtg Assn		06/30/2020	15,000,000.00	14,210,100.00	15,000,000.00	0.730	0.730	546	06/30/2025
3136G4ZJ5	12184	Federal National Mtg Assn		07/21/2020	10,000,000.00	9,437,000.00	10,000,000.00	0.625	0.625	567	07/21/2025
3136G4A86	12185	Federal National Mtg Assn		07/21/2020	8,000,000.00	7,534,720.00	7,984,000.00	0.500	0.541	567	07/21/2025
3135G05X7	12209	Federal National Mtg Assn		08/27/2020	15,000,000.00	14,023,800.00	14,929,800.00	0.375	0.470	602	08/25/2025
3135G05X7	12210	Federal National Mtg Assn		08/27/2020	10,000,000.00	9,349,200.00	9,953,200.00	0.375	0.470	602	08/25/2025
3136G42F9	12211	Federal National Mtg Assn		08/27/2020	10,000,000.00	9,398,600.00	10,000,000.00	0.625	0.625	604	08/27/2025
3136G44U4	12265	Federal National Mtg Assn		10/20/2020	10,000,000.00	9,308,400.00	10,000,000.00	0.500	0.500	658	10/20/2025
3135G06C2	12278	Federal National Mtg Assn		10/29/2020	15,000,000.00	13,974,600.00	15,000,000.00	0.600	0.600	667	10/29/2025
3135GA2Z3	12304	Federal National Mtg Assn		11/17/2020	10,000,000.00	9,289,400.00	9,995,000.00	0.560	0.570	686	11/17/2025
3135GA3G4	12317	Federal National Mtg Assn		11/25/2020	10,000,000.00	9,605,500.00	10,000,000.00	0.400	0.400	329	11/25/2024
3135GAA76	12343	Federal National Mtg Assn		12/09/2020	20,000,000.00	18,934,600.00	20,000,000.00	0.540	0.540	525	06/09/2025
3135GABT7	12355	Federal National Mtg Assn		12/16/2020	20,000,000.00	18,909,400.00	20,000,000.00	0.500	0.500	532	06/16/2025
3135GA7L9	12356	Federal National Mtg Assn		12/16/2020	20,000,000.00	18,909,400.00	20,000,000.00	0.500	0.500	532	06/16/2025
3135G06V0	12849	Federal National Mtg Assn		11/16/2022	20,000,000.00	19,896,200.00	19,672,460.00	4.125	4.758	605	08/28/2025
3135GACY5	12856	Federal National Mtg Assn		11/25/2022	10,000,000.00	10,015,300.00	10,000,000.00	5.600	5.600	694	11/25/2025
3135GAD65	12858	Federal National Mtg Assn		11/28/2022	20,000,000.00	20,019,200.00	20,000,000.00	5.200	5.200	695	11/26/2025
3135GADS7	12911	Federal National Mtg Assn		12/23/2022	20,000,000.00	20,027,600.00	20,000,000.00	5.000	5.000	539	06/23/2025
3135G06Y4	12946	Federal National Mtg Assn		02/17/2023	10,000,000.00	10,009,900.00	10,000,000.00	5.200	5.200	778	02/17/2026
3135G07A5	12986	Federal National Mtg Assn		04/14/2023	15,000,000.00	14,972,400.00	15,000,000.00	5.260	5.264	130	05/10/2024
3135GAGL9	12990	Federal National Mtg Assn		04/17/2023	15,000,000.00	15,000,000.00	15,000,000.00	5.000	5.000	290	10/17/2024
3135GAHM6	13041	Federal National Mtg Assn		05/22/2023	10,000,000.00	10,008,900.00	10,000,000.00	5.000	5.000	872	05/22/2026
3135GAJN2	13160	Federal National Mtg Assn		10/20/2023	5,000,000.00	5,000,300.00	4,943,750.00	4.500	5.365	935	07/24/2026
Subtotal and Average			3,820,490,179.80		4,004,442,335.11	3,903,398,009.44	3,980,229,664.09		3.330	776	

**Alameda County Investment Pool
Portfolio Management
Portfolio Details - Investments
December 31, 2023**

CUSIP	Investment #	Issuer	Average Balance	Purchase Date	Par Value	Market Value	Book Value	Stated Rate	YTM 365	Days to Maturity	Maturity Date
Municipal Bonds											
072024WP3	12038	Bay Area Ca Tran		03/17/2020	10,000,000.00	9,933,000.00	10,264,600.00	2.254	1.570	91	04/01/2024
072024WP3	12039	Bay Area Ca Tran		03/17/2020	10,000,000.00	9,933,000.00	10,264,600.00	2.254	1.575	91	04/01/2024
13063DC48	13155	St. of California		10/16/2023	14,060,000.00	12,705,740.80	12,292,400.23	1.700	5.090	1,492	02/01/2028
13032UB98	12692	California Health Facility		04/07/2022	1,000,000.00	989,570.00	1,000,000.00	2.670	2.671	152	06/01/2024
13032UC22	12693	California Health Facility		04/07/2022	2,715,000.00	2,645,441.70	2,715,000.00	2.991	2.992	517	06/01/2025
13032UC30	12694	California Health Facility		04/07/2022	2,500,000.00	2,412,050.00	2,500,000.00	3.044	3.045	882	06/01/2026
91412HGE7	12262	UNIVHGR		10/19/2020	9,580,000.00	9,088,450.20	9,661,525.80	0.883	0.721	500	05/15/2025
Subtotal and Average			48,698,126.03		49,855,000.00	47,707,252.70	48,698,126.03		2.469	591	
Total and Average			10,849,740,538.92		11,081,772,335.11	10,894,127,616.73	10,995,094,833.35		3.909	562	



**Alameda County Investment Pool
Transaction Activity Report
December 1, 2023 - December 31, 2023
Sorted by Fund - Transaction Date
All Funds**

Alameda County
1221 Oak Street
Oakland, CA 94612

Investment #	Fund	CUSIP	TransactionType	TransactionDate	MaturityDate	Dealer	Issuer	New Principal	Principal Paydowns	Interest	Total Cash
12455	100	46647PCH7	Interest	12/01/2023	06/01/2025	J.P. Morgan	J.P. Morgan			20,600.00	20,600.00
12692	100	13032UB98	Interest	12/01/2023	06/01/2024	Raymond James	California Health Fa			13,350.00	13,350.00
12693	100	13032UC22	Interest	12/01/2023	06/01/2025	Raymond James	California Health Fa			40,602.83	40,602.83
12694	100	13032UC30	Interest	12/01/2023	06/01/2026	Raymond James	California Health Fa			38,050.00	38,050.00
12883	100	023135CN4	Interest	12/01/2023	12/01/2025	J.P. Morgan	Amazon			345,000.00	345,000.00
13047	100	31422X3F7	Interest	12/01/2023	06/01/2026	Cantor Fitzgerald	Farmer Mac			309,375.00	309,375.00
12331	100	3137EAF2	Redemption	12/04/2023	12/04/2023	Citigroup	Federal Home Loan		15,000,000.00		15,000,000.00
12332	100	3137EAF2	Redemption	12/04/2023	12/04/2023	Blaylock Robert Vans	Federal Home Loan		10,000,000.00		10,000,000.00
12162	100	023135BQ8	Interest	12/04/2023	06/03/2025	J.P. Morgan	Amazon			20,000.00	20,000.00
12163	100	023135BQ8	Interest	12/04/2023	06/03/2025	Citigroup	Amazon			20,000.00	20,000.00
12166	100	023135BQ8	Interest	12/04/2023	06/03/2025	J.P. Morgan	Amazon			40,000.00	40,000.00
12331	100	3137EAF2	Interest	12/04/2023	12/04/2023	Citigroup	Federal Home Loan			18,750.00	18,750.00
12332	100	3137EAF2	Interest	12/04/2023	12/04/2023	Blaylock Robert Vans	Federal Home Loan			12,500.00	12,500.00
12585	100	3130APW43	Interest	12/04/2023	12/02/2026	Siebert Williams Sha	Federal Home Loan			60,937.50	60,937.50
12586	100	3130APW84	Interest	12/04/2023	12/03/2026	TD Securities LLC	Federal Home Loan			75,000.00	75,000.00
13147	100	SYS13147	Interest	12/04/2023	10/03/2024	Bridge Bank	Bridge Bank			161,095.93	161,095.93
10472	100	SYS10472	Interest	12/04/2023		CalTrust	CalTrust - Short Ter			161,765.38	161,765.38
13073	100	SYS13073	Interest	12/05/2023	06/28/2024	East West Bank	East West Bank			110,416.65	110,416.65
13120	100	31422X6P2	Interest	12/05/2023	06/05/2028	Oppenheimer Inc.	Farmer Mac			196,875.00	196,875.00
13200	100	3130AXY51	Purchase	12/06/2023	12/06/2028	Piper Jaffary	Federal Home Loan	20,000,000.00			-20,000,000.00
13201	100	87019WSN6	Purchase	12/06/2023	07/25/2024	RBC Capital Markets	SWEDISH BANK NY	50,000,000.00			-50,000,000.00
12885	100	3130AU2C7	Interest	12/06/2023	12/06/2024	Citigroup	Federal Home Loan			397,500.00	397,500.00
13052	100	24422EWWW5	Interest	12/06/2023	06/06/2025	J.P. Morgan	John Deere			122,375.00	122,375.00
13054	100	3130AWER7	Interest	12/06/2023	06/06/2025	Siebert Williams Sha	Federal Home Loan			201,187.50	201,187.50
13055	100	3130AWER7	Interest	12/06/2023	06/06/2025	Citigroup	Federal Home Loan			380,020.84	380,020.84
12746	100	06368D3S1	Interest	12/07/2023	06/07/2025	Bank of Montreal	Bank of Montreal			111,000.00	111,000.00
13049	100	3134GYT36	Interest	12/07/2023	06/07/2027	Piper Jaffary	Federal Home Loan			375,000.00	375,000.00
13204	100	SYS13204	Purchase	12/08/2023	06/07/2024	Community Bank of th	Community Bank of th	10,000,000.00			-10,000,000.00
13203	100	3130AXY85	Purchase	12/08/2023	12/08/2028	Oppenheimer Inc.	Federal Home Loan	25,000,000.00			-25,000,000.00
12336	100	06368EA36	Redemption	12/08/2023	12/08/2023	Bank of Montreal	Bank of Montreal		10,000,000.00		10,000,000.00
12958	100	3130AVBR2	Redemption	12/08/2023	04/01/2024	Citigroup	Federal Home Loan		1,625,664.89		1,625,664.89
12959	100	3130AVA36	Redemption	12/08/2023	04/01/2024	Barclays Capital	Federal Home Loan		15,000,000.00		15,000,000.00
13122	100	SYS13122	Redemption	12/08/2023	12/08/2023	Community Bank of th	Community Bank of th		10,000,000.00		10,000,000.00
12336	100	06368EA36	Interest	12/08/2023	12/08/2023	Bank of Montreal	Bank of Montreal			22,500.00	22,500.00
12958	100	3130AVBR2	Interest	12/08/2023	04/01/2024	Citigroup	Federal Home Loan			22,393.53	22,393.53

**Alameda County Investment Pool
Transaction Activity Report
Sorted by Fund - Transaction Date**

Investment #	Fund	CUSIP	TransactionType	TransactionDate	MaturityDate	Dealer	Issuer	New Principal	Principal Paydowns	Interest	Total Cash
12959	100	3130AVA36	Interest	12/08/2023	04/01/2024	Barclays Capital	Federal Home Loan			206,250.00	206,250.00
13050	100	3133EPME2	Interest	12/08/2023	06/08/2028	TD Securities LLC	Federal Farm Credit			290,625.00	290,625.00
13051	100	24422EWX3	Interest	12/08/2023	06/08/2026	J.P. Morgan	John Deere			118,750.00	118,750.00
13122	100	SYS13122	Interest	12/08/2023	12/08/2023	Community Bank of th	Community Bank of th			136,541.00	136,541.00
13206	100	31424WDD1	Purchase	12/11/2023	09/11/2028	Academy Securities	Farmer Mac	20,000,000.00			-20,000,000.00
13205	100	48133WY44	Purchase	12/11/2023	12/11/2028	Oppenheimer Inc.	J.P. Morgan	25,000,000.00			-25,000,000.00
12343	100	3135GAA76	Interest	12/11/2023	06/09/2025	Raymond James	Federal National Mtg			54,000.00	54,000.00
12459	100	48128G3V0	Interest	12/11/2023	06/11/2026	Oppenheimer Inc.	J.P. Morgan			57,500.00	57,500.00
12497	100	3130ANWJ5	Interest	12/11/2023	06/10/2025	Cantor Fitzgerald	Federal Home Loan			90,000.00	90,000.00
12589	100	3130APXL4	Interest	12/11/2023	12/10/2024	Castleoak Securities	Federal Home Loan			137,500.00	137,500.00
13064	100	3130AWC24	Interest	12/11/2023	06/09/2028	Cantor Fitzgerald	Federal Home Loan			313,333.34	313,333.34
13064	100	3130AWC24	Accr Int	12/11/2023	06/09/2028	Cantor Fitzgerald	Federal Home Loan		36,666.67	-36,666.67	0.00
13068	100	3130AWC24	Interest	12/11/2023	06/09/2028	TD Securities LLC	Federal Home Loan			188,522.22	188,522.22
13068	100	3130AWC24	Accr Int	12/11/2023	06/09/2028	TD Securities LLC	Federal Home Loan		27,075.00	-27,075.00	0.00
13211	100	37833CJ77	Purchase	12/12/2023	02/09/2027	RBC Capital Markets	Apple Inc.	11,115,398.89			-11,115,398.89
13209	100	31424WDC3	Purchase	12/12/2023	06/12/2028	Siebert Williams Sha	Farmer Mac	50,000,000.00			-50,000,000.00
13208	100	4581X0EM6	Purchase	12/12/2023	02/01/2027	TD Securities LLC	InterAmerican Develo	24,978,750.00			-24,978,750.00
13210	100	459058KT9	Purchase	12/12/2023	07/12/2028	Bank of Montreal	International Bank R	48,878,303.67			-48,878,303.67
13207	100	45950VSP2	Purchase	12/12/2023	06/12/2028	Bank of Montreal	IFCDN	50,000,000.00			-50,000,000.00
13213	100	023135BC9	Purchase	12/13/2023	08/22/2027	Raymond James	Amazon	15,456,621.62			-15,456,621.62
13214	100	023135BX3	Purchase	12/13/2023	05/12/2026	Raymond James	Amazon	16,098,069.02			-16,098,069.02
13215	100	SYS13215	Purchase	12/13/2023	06/10/2024	East West Bank	East West Bank	25,000,000.00			-25,000,000.00
13212	100	3130AXZY7	Purchase	12/13/2023	06/13/2028	Blaylock Robert Vans	Federal Home Loan	25,000,000.00			-25,000,000.00
11778	100	3133EKQU3	Interest	12/13/2023	06/13/2024	TD Securities LLC	Federal Farm Credit			292,500.00	292,500.00
12591	100	89114TZK1	Interest	12/13/2023	12/13/2024	TD Securities LLC	Toronto Dominion			62,500.00	62,500.00
13056	100	3130AWFH8	Interest	12/13/2023	07/12/2024	Barclays Capital	Federal Home Loan			551,000.00	551,000.00
13218	100	3130AP4Z5	Purchase	12/14/2023	09/30/2026	Raymond James	Federal Home Loan	21,609,599.40			-21,609,599.40
12679	100	67066GAL8	Interest	12/14/2023	06/14/2024	Union Bank of Califo	NVIDIA			58,400.00	58,400.00
12822	100	3130ATPY7	Interest	12/14/2023	06/14/2024	Daiwa Capital market	Federal Home Loan			213,750.00	213,750.00
13219	100	31424WDG4	Purchase	12/15/2023	12/15/2028	Piper Jaffary	Farmer Mac	25,000,000.00			-25,000,000.00
13057	100	45906M4C2	Interest	12/15/2023	06/15/2026	Bank of Montreal	International Bank R			287,500.00	287,500.00
13058	100	3133EPMV4	Interest	12/15/2023	06/15/2027	RBC Capital Markets	Federal Farm Credit			206,250.00	206,250.00
13060	100	45818WEP7	Interest	12/15/2023	06/15/2028	Wells Fargo Bank	InterAmerican Develo			204,250.00	204,250.00
13220	100	3130AY6M3	Purchase	12/18/2023	09/18/2024	Siebert Williams Sha	Federal Home Loan	24,989,000.00			-24,989,000.00
12171	100	3135G04Z3	Interest	12/18/2023	06/17/2025	Wells Fargo Bank	Federal National Mtg			50,000.00	50,000.00
12172	100	3135G04Z3	Interest	12/18/2023	06/17/2025	Castleoak Securities	Federal National Mtg			37,500.00	37,500.00
12355	100	3135GABT7	Interest	12/18/2023	06/16/2025	TD Securities LLC	Federal National Mtg			50,000.00	50,000.00
12356	100	3135GA7L9	Interest	12/18/2023	06/16/2025	Blaylock Robert Vans	Federal National Mtg			50,000.00	50,000.00
12464	100	89236TJH9	Interest	12/18/2023	06/18/2024	Citigroup	Toyota Motor Credit			37,500.00	37,500.00
12594	100	3130APXT7	Interest	12/18/2023	12/17/2026	Union Bank of Califo	Federal Home Loan			80,000.00	80,000.00
12901	100	3134GY7M8	Interest	12/18/2023	09/16/2025	Oppenheimer Inc.	Federal Home Loan			658,750.00	658,750.00

**Alameda County Investment Pool
Transaction Activity Report
Sorted by Fund - Transaction Date**

Investment #	Fund	CUSIP	TransactionType	TransactionDate	MaturityDate	Dealer	Issuer	New Principal	Principal Paydowns	Interest	Total Cash
12973	100	3134GYLU4	Interest	12/18/2023	06/17/2027	Oppenheimer Inc.	Federal Home Loan			687,500.00	687,500.00
13061	100	31422X4B5	Interest	12/18/2023	06/16/2028	Oppenheimer Inc.	Farmer Mac			363,750.00	363,750.00
13221	100	3130AY7G5	Purchase	12/19/2023	09/19/2028	Academy Securities	Federal Home Loan	25,000,000.00			-25,000,000.00
13222	100	3130AY7H3	Purchase	12/19/2023	09/21/2028	Blaylock Robert Vans	Federal Home Loan	50,000,000.00			-50,000,000.00
13223	100	3130AQUT8	Purchase	12/19/2023	02/17/2027	KINGSWOOD	Federal Home Loan	14,087,425.00			-14,087,425.00
13224	100	3130ALGL2	Purchase	12/19/2023	02/26/2027	Key Bank	Federal Home Loan	45,360,993.06			-45,360,993.06
13031	100	SYS13031	Purchase	12/19/2023	12/16/2024	Union Bank of Califo	Union Bank of Califo	5,000,000.00			-5,000,000.00
12895	100	SYS12895	Purchase	12/19/2023		CalTrust	CalTRUST - Liquidity	50,000,000.00			-50,000,000.00
13225	100	31424WDF6	Purchase	12/20/2023	12/20/2028	Oppenheimer Inc.	Farmer Mac	25,000,000.00			-25,000,000.00
13226	100	3130AY5W2	Purchase	12/20/2023	03/20/2028	Piper Jaffary	Federal Home Loan	50,000,000.00			-50,000,000.00
13227	100	3130ANMHO	Purchase	12/20/2023	08/20/2026	TD Securities LLC	Federal Home Loan	13,805,650.00			-13,805,650.00
12907	100	3135GADM0	Redemption	12/20/2023	12/20/2023	Piper Jaffary	Federal National Mtg		15,000,000.00		15,000,000.00
12599	100	3130AQF40	Interest	12/20/2023	12/20/2024	Barclays Capital	Federal Home Loan			125,000.00	125,000.00
12907	100	3135GADM0	Interest	12/20/2023	12/20/2023	Piper Jaffary	Federal National Mtg			375,000.00	375,000.00
12908	100	3134GYAA0	Interest	12/20/2023	06/20/2024	Raymond James	Federal Home Loan			643,125.00	643,125.00
13229	100	3130AYB62	Purchase	12/21/2023	06/20/2028	US BANK	Federal Home Loan	25,000,000.00			-25,000,000.00
13228	100	45906M4N83	Purchase	12/21/2023	07/06/2028	Bank of Montreal	International Bank R	50,000,000.00			-50,000,000.00
12909	100	3130AUCS1	Redemption	12/21/2023	12/21/2023	KINGSWOOD	Federal Home Loan		5,000,000.00		5,000,000.00
12600	100	3130AQF65	Interest	12/21/2023	12/21/2026	Barclays Capital	Federal Home Loan			156,250.00	156,250.00
12909	100	3130AUCS1	Interest	12/21/2023	12/21/2023	KINGSWOOD	Federal Home Loan			118,750.00	118,750.00
13232	100	SYS13232	Purchase	12/22/2023	03/22/2024	California Bank & Tr	California Bank & Tr	25,000,000.00			-25,000,000.00
13231	100	31424WDN9	Purchase	12/22/2023	09/22/2028	Oppenheimer Inc.	Farmer Mac	50,000,000.00			-50,000,000.00
12598	100	3130AQF57	Redemption	12/22/2023	12/22/2023	TD Securities LLC	Federal Home Loan		25,000,000.00		25,000,000.00
12598	100	3130AQF57	Interest	12/22/2023	12/22/2023	TD Securities LLC	Federal Home Loan			78,125.00	78,125.00
12910	100	3134GYAW2	Interest	12/22/2023	06/22/2026	Piper Jaffary	Federal Home Loan			643,750.00	643,750.00
12359	100	3134GXHD9	Interest	12/26/2023	12/23/2025	Union Bank of Califo	Federal Home Loan			35,000.00	35,000.00
12466	100	3130AMUP5	Interest	12/26/2023	12/23/2024	Piper Jaffary	Federal Home Loan			37,500.00	37,500.00
12476	100	3130AMU75	Interest	12/26/2023	06/26/2026	Blaylock Robert Vans	Federal Home Loan			50,000.00	50,000.00
12482	100	06048WM64	Interest	12/26/2023	06/25/2026	Oppenheimer Inc.	Bank of America Corp			60,000.00	60,000.00
12602	100	3130AQ4D2	Interest	12/26/2023	12/24/2024	Wells Fargo Bank	Federal Home Loan			47,812.50	47,812.50
12603	100	3133ENHW3	Interest	12/26/2023	06/23/2025	Piper Jaffary	Federal Farm Credit			146,250.00	146,250.00
12911	100	3135GADS7	Interest	12/26/2023	06/23/2025	Oppenheimer Inc.	Federal National Mtg			500,000.00	500,000.00
13021	100	3130AMU75	Interest	12/26/2023	06/26/2026	Barclays Capital	Federal Home Loan			25,000.00	25,000.00
13063	100	3133EPNG6	Interest	12/26/2023	06/23/2026	Siebert Williams Sha	Federal Farm Credit			546,875.00	546,875.00
12517	100	06048WP46	Interest	12/27/2023	03/27/2025	Oppenheimer Inc.	Bank of America Corp			18,750.00	18,750.00
12607	100	3130AQ2Z5	Interest	12/27/2023	03/27/2026	Oppenheimer Inc.	Federal Home Loan			187,500.00	187,500.00
12608	100	3130AQ7M9	Interest	12/27/2023	06/27/2025	Oppenheimer Inc.	Federal Home Loan			156,250.00	156,250.00
12609	100	3130AQFC2	Interest	12/27/2023	09/27/2024	Castleoak Securities	Federal Home Loan			125,000.00	125,000.00
13065	100	45906M4E8	Interest	12/27/2023	06/26/2028	Raymond James	International Bank R			225,000.00	225,000.00
13096	100	45906M4E8	Interest	12/27/2023	06/26/2028	Wells Fargo Bank	International Bank R			562,500.00	562,500.00
13096	100	45906M4E8	Accr Int	12/27/2023	06/26/2028	Wells Fargo Bank	International Bank R		100,000.00	-100,000.00	0.00

**Alameda County Investment Pool
Transaction Activity Report
Sorted by Fund - Transaction Date**

Investment #	Fund	CUSIP	TransactionType	TransactionDate	MaturityDate	Dealer	Issuer	New Principal	Principal Paydowns	Interest	Total Cash
13109	100	45906M4E8	Interest	12/27/2023	06/26/2028	Wells Fargo Bank	International Bank R			562,500.00	562,500.00
13109	100	45906M4E8	Accr Int	12/27/2023	06/26/2028	Wells Fargo Bank	International Bank R		159,375.00	-159,375.00	0.00
13152	100	31424WAQ5	Interest	12/27/2023	09/27/2028	Oppenheimer Inc.	Farmer Mac			233,333.34	233,333.34
12610	100	3130AQ6F5	Redemption	12/28/2023	12/28/2023	Wells Fargo Bank	Federal Home Loan		10,000,000.00		10,000,000.00
12754	100	3130ASKE8	Redemption	12/28/2023	12/28/2023	Raymond James	Federal Home Loan		15,000,000.00		15,000,000.00
13141	100	3134H1CJ0	Redemption	12/28/2023	09/28/2028	TD Securities LLC	Federal Home Loan		10,000,000.00		10,000,000.00
12610	100	3130AQ6F5	Interest	12/28/2023	12/28/2023	Wells Fargo Bank	Federal Home Loan			40,000.00	40,000.00
12611	100	3130AQA29	Interest	12/28/2023	03/28/2025	Cantor Fitzgerald	Federal Home Loan			92,250.00	92,250.00
12613	100	3130AQDR1	Interest	12/28/2023	06/28/2024	Raymond James	Federal Home Loan			125,000.00	125,000.00
12666	100	3130AMU67	Interest	12/28/2023	06/28/2024	Wells Fargo Bank	Federal Home Loan			40,000.00	40,000.00
12690	100	31422XXA5	Interest	12/28/2023	06/28/2024	Castleoak Securities	Farmer Mac			257,000.00	257,000.00
12745	100	3130ASDS5	Interest	12/28/2023	06/28/2024	Siebert Williams Sha	Federal Home Loan			275,000.00	275,000.00
12754	100	3130ASKE8	Interest	12/28/2023	12/28/2023	Raymond James	Federal Home Loan			247,500.00	247,500.00
12755	100	3133ENZS2	Interest	12/28/2023	06/28/2024	Stifel Nicolaus & Co	Federal Farm Credit			155,000.00	155,000.00
12756	100	3130ASKJ7	Interest	12/28/2023	06/28/2024	Oppenheimer Inc.	Federal Home Loan			350,000.00	350,000.00
13066	100	3134GYUC4	Interest	12/28/2023	06/28/2028	Piper Jaffary	Federal Home Loan			390,000.00	390,000.00
13067	100	3134GYUZ3	Interest	12/28/2023	06/28/2027	Piper Jaffary	Federal Home Loan			535,000.00	535,000.00
13141	100	3134H1CJ0	Interest	12/28/2023	09/28/2028	TD Securities LLC	Federal Home Loan			156,250.00	156,250.00
13233	100	31424WDZ2	Purchase	12/29/2023	06/29/2028	Oppenheimer Inc.	Farmer Mac	25,000,000.00			-25,000,000.00
13143	100	17291QML5	Interest	12/30/2023	12/30/2024	Oppenheimer Inc.	Citigroup			152,930.56	152,930.56
12181	100	3136G4XV0	Interest	01/02/2024	06/30/2025	Oppenheimer Inc.	Federal National Mtg			54,750.00	54,750.00
12614	100	3130AQDQ3	Interest	01/02/2024	06/30/2025	Union Bank of Califo	Federal Home Loan			91,500.00	91,500.00
12615	100	3130AQ5S8	Interest	01/02/2024	06/30/2025	Piper Jaffary	Federal Home Loan			156,250.00	156,250.00
12616	100	3130AQFD0	Interest	01/02/2024	12/30/2024	Oppenheimer Inc.	Federal Home Loan			132,500.00	132,500.00
12617	100	3130AQGY3	Interest	01/02/2024	09/30/2024	Castleoak Securities	Federal Home Loan			128,750.00	128,750.00
12758	100	89236TKC8	Interest	01/02/2024	06/30/2025	TD Securities LLC	Toyota Motor Credit			197,500.00	197,500.00
13075	100	31422X4S8	Interest	01/02/2024	06/30/2025	Oppenheimer Inc.	Farmer Mac			368,750.00	368,750.00
13082	100	3130AWN63	Interest	01/02/2024	06/30/2028	Siebert Williams Sha	Federal Home Loan			184,444.44	184,444.44
13083	100	3130AWN63	Interest	01/02/2024	06/30/2028	Wells Fargo Bank	Federal Home Loan			368,888.88	368,888.88
13091	100	31422X5E8	Interest	01/02/2024	06/30/2028	Oppenheimer Inc.	Farmer Mac			316,666.67	316,666.67
12365	100	89114QCP1	Interest	01/08/2024	01/06/2026	TD Securities LLC	Toronto Dominion			37,500.00	37,500.00
Totals for General Fund								941,379,810.66	141,948,781.56	18,950,051.44	-780,480,977.66
Grand Total								941,379,810.66	141,948,781.56	18,950,051.44	-780,480,977.66