



TREASURER - TAX COLLECTOR

HENRY C. LEVY
TREASURER - TAX COLLECTOR

November 29, 2023

The Honorable Board of Supervisors
County of Alameda
1221 Oak Street, 5th Floor
Oakland, CA 94612

SUBJECT: INVESTMENT REPORT – OCTOBER 2023

Dear Board Members:

RECOMMENDATIONS:

Accept the Treasurer-Tax Collector’s October 2023 Investment Report.

DISCUSSION/SUMMARY:

In accordance with the Treasurer’s investment policy, submitted herewith is a report of the cash pool investments for the month of October 2023. Enclosed with this report is a detailed composition of all outstanding investments by securities category as of October 31, 2023. This report reflects the market value and cost of purchase. All investments in the Treasurer’s investment portfolio conform to the statutory requirements of Government Code Section 53601 et. seq., authorities delegated by the County Board of Supervisors and the Treasurer’s investment policy.

As of October 31, 2023

Treasurer’s Investment Pool – Book Value	\$ 9,273,925,332
Treasurer’s Investment Pool – Market Value	9,050,334,921
Total Cash in Bank	79,425,879
Total interest received during the month	23,311,253
Average Maturity of the portfolio	545 days
Annualized cash basis rate of return for the month	3.02%

Liquidity Summary of the Portfolio as of October 31, 2023

Maturity	Amount	Percentage Held
1 to 90 days	\$ 1,509,465,350	16.28%
91 to 365 days	3,068,284,666	33.09%
2 years	2,142,000,300	23.10%
3 years	1,299,352,646	14.01%
4 years	547,187,550	5.90%
5+ years	707,634,820	7.63%
Total	\$9,273,925,332	100.00%

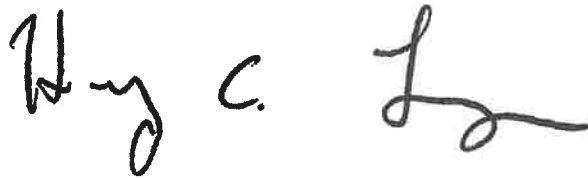
Conclusion

Based on investment activity during the month of October 2023, the Treasurer expects to meet all operating cash needs for the pool participants within the next six months from the portfolio's most liquid assets and current revenues. For your review, a copy of the Investment Status Report and transaction details for the month of October 2023 is attached and on file with the Office of the Clerk of the Board of Supervisors.

Vision 2026 Goal:

The Investment Report meets the 10x goal of **Accessible Infrastructure** in support of our shared vision of **Prosperous and Vibrant Economy**.

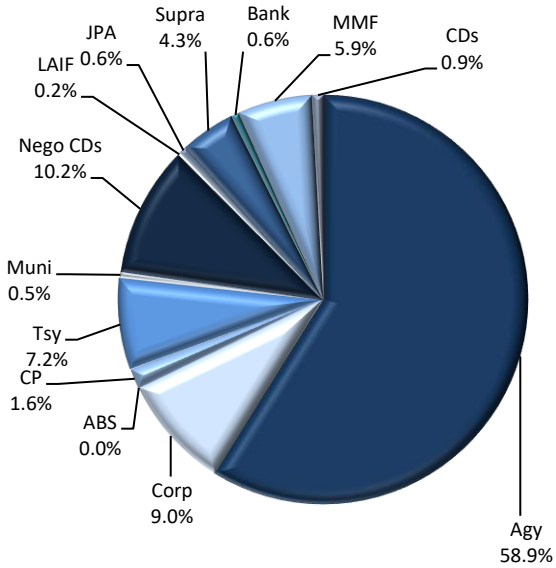
Very truly yours,

A handwritten signature in black ink, appearing to read "Henry C. Levy". The signature is written in a cursive style with a large, stylized "H" and "L".

Henry C. Levy
Treasurer – Tax Collector

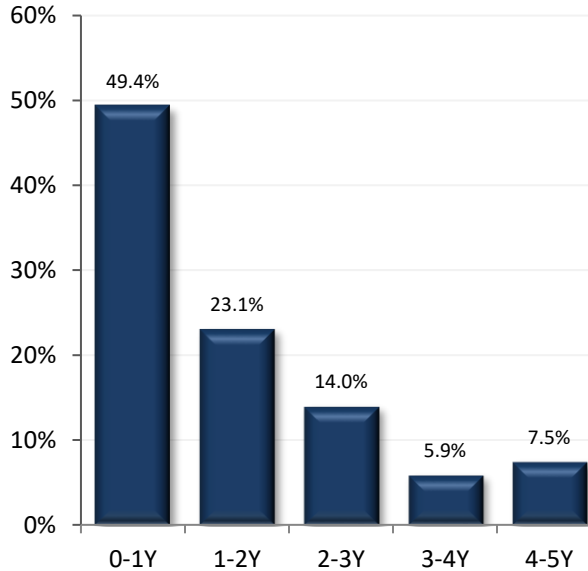
cc: Susan Muranishi, County Administrator
Melissa Wilk, Auditor-Controller
School District and Special District Participants
Members of the Treasury Oversight Committee

SECTOR ALLOCATION



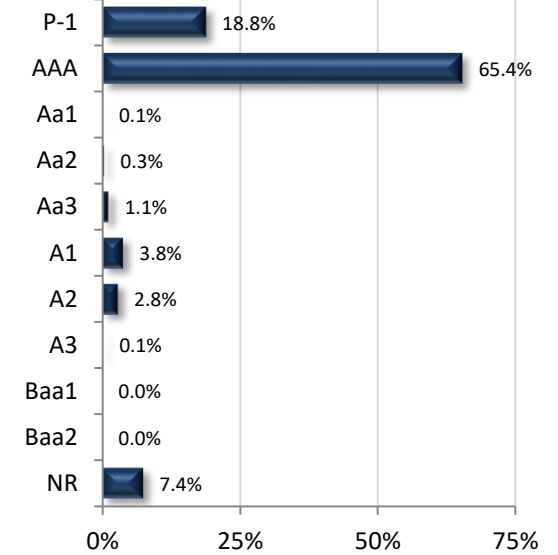
Per Book Value

MATURITY DISTRIBUTION



Per Book Value

CREDIT QUALITY (MOODY'S)



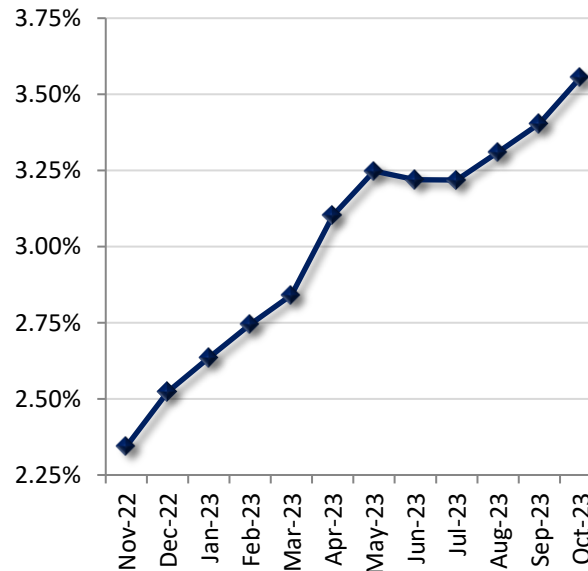
NR: Not Rated

ACCOUNT SUMMARY

	10/31/23	9/30/23
Market Value	\$9,050,334,921	\$8,741,283,003
Book Value*	\$9,273,925,332	\$8,975,327,433
Unrealized G/L	-\$223,590,410	-\$234,044,430
Par Value	\$9,329,354,000	\$9,022,064,613
Net Asset Value	\$97.589	\$97.392
Book Yield	3.56%	3.40%
Years to Maturity	1.49	1.51
Effective Duration	1.20	1.22

*Book Value is not Amortized

PORTFOLIO BOOK YIELD HISTORY



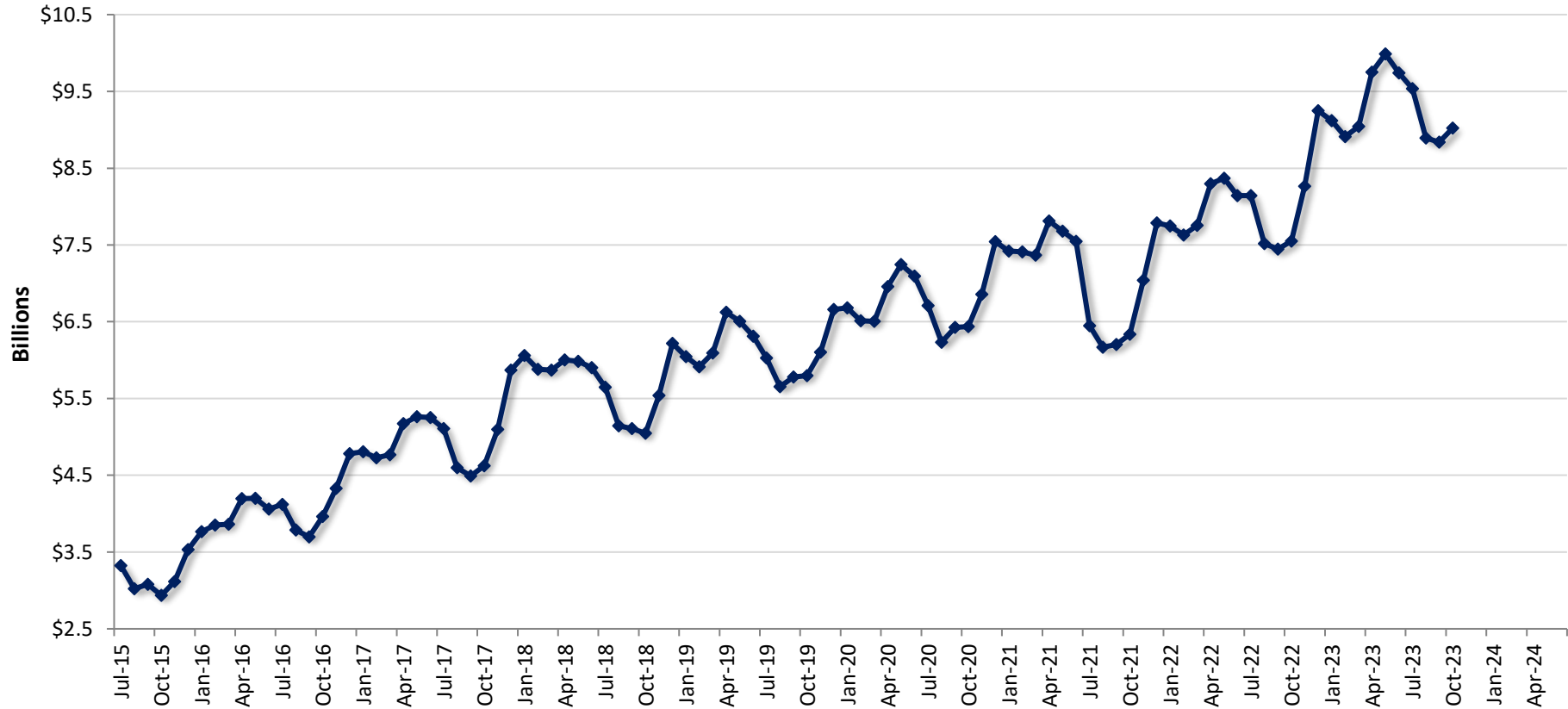
TOP ISSUERS

Issuer	% Portfolio
Federal Home Loan Bank	23.2%
Federal Home Loan Mtg Corp	14.0%
Federal National Mtg Assn	6.2%
Farmer Mac	5.7%
U.S. Treasury	5.6%
Natixis North America	5.4%
Federal Farm Credit Bank	5.1%
Federal Home Loan Bk Disc Note	4.7%
Bank of Montreal	3.7%
State Street Institutional US	3.6%
International Bank Recon & D	2.4%
Federated Fund 117	2.1%
Toyota Motor Credit Corp	2.1%
Royal Bank CN	1.6%
Treasury Bill	1.6%

Per Book Value

Item / Sector	Parameters	In Compliance
Weighted Average Maturity	Maximum WAM of 3.0 years	Yes 1.49 yrs
U.S. Treasury and Federal Agency Obligations	No sector limit; no issuer limit; max maturity 5 years	Yes 66.1%
Debt Issued by State of CA and Local Agencies within the State	20% limit; 5% issuer limit; Minimum rating of A by at least one NRSRO; max maturity 5 years	Yes 0.5%
LAIF	Maximum amount permitted by LAIF (currently \$75 million limit)	Yes \$22 Mil
Joint Powers Authority (CAMP)	Max Limit: Twice the limit of LAIF deposits (currently \$150 million limit)	Yes \$20 Mil
Joint Powers Authority (CalTrust)	Max Limit: Twice the limit of LAIF deposits (currently \$150 million limit)	Yes \$40 Mil
Money Market Mutual Funds	20% limit; 10% per fund limit; SEC registered with stable NAV; Rated AAAM or equivalent by at least two of the three rating agencies or meet advisor requirements	Yes 5.9%
Commercial Paper (Includes Asset Backed)	25% sector limit; 10% combined issuer limit; Max maturity of 270 days; Rated A-1, P-1, or F-1; Total assets over \$500mm; Asset Backed CP Must have program-wide credit enhancements	Yes 1.6%
Negotiable CDs	30% limit; 10% combined issuer limit; Minimum rating of A by rating agency if issued by domestic bank; Minimum rating of AA if a U.S. branch of a foreign bank; Max maturity of 1 year	Yes 10.2%
Collateralized/FDIC - Insured Time Deposits	Time deposits with banks and savings and loans associations located with the State, collateralized according to Government code	Yes 0.9%
Collateralized Money Market Bank Accounts	Deposit funds in interest-bearing active collateralized money market bank accounts	Yes 0.6%
Medium-Term Notes	30% limit; 10% combined issuer limit, Max maturity 5 years; Minimum rating of A or better by two NRSRO's	Yes 9.0%
Asset-Backed Securities	20% limit; 5% issuer limit; Max maturity of 5 years; Minimum rating of AA or better by rating agency	Yes 0.0%
Repurchase Agreement	20% limit; Max maturity of 180 days; Must have 102% collateral; Collateral of agency and treasuries with final maturity not to exceed 5 years	Yes 0.0%
Supranationals	30% limit; 15% issuer limit; Only IBRD, IFC, IADB; Max Maturity 5 years; Minimum rating of AA by a rating agency; max maturity of 5 years	Yes 4.3%
Floaters, Structured Notes, Derivatives	15% limit for treasuries, agencies, and munis	Yes 0.0%

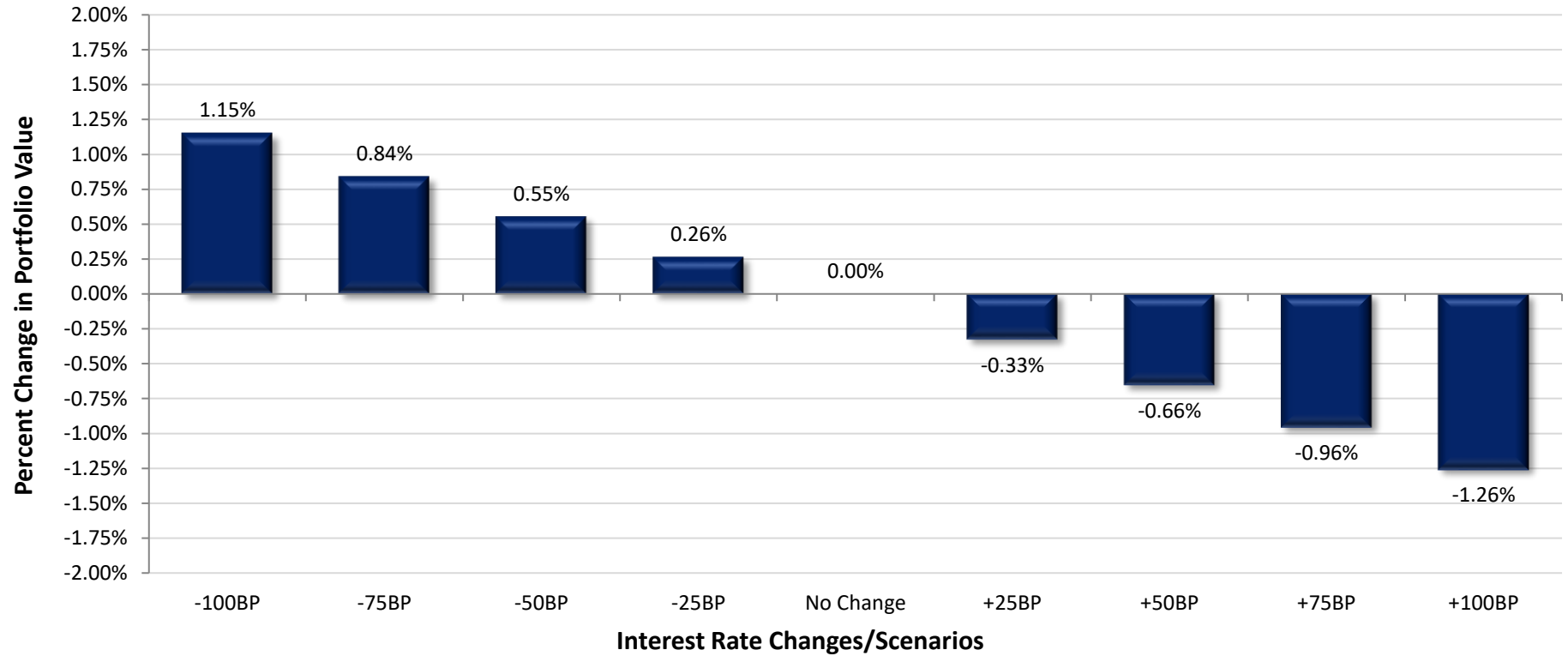
**Historical Book Values
10/31/2023**



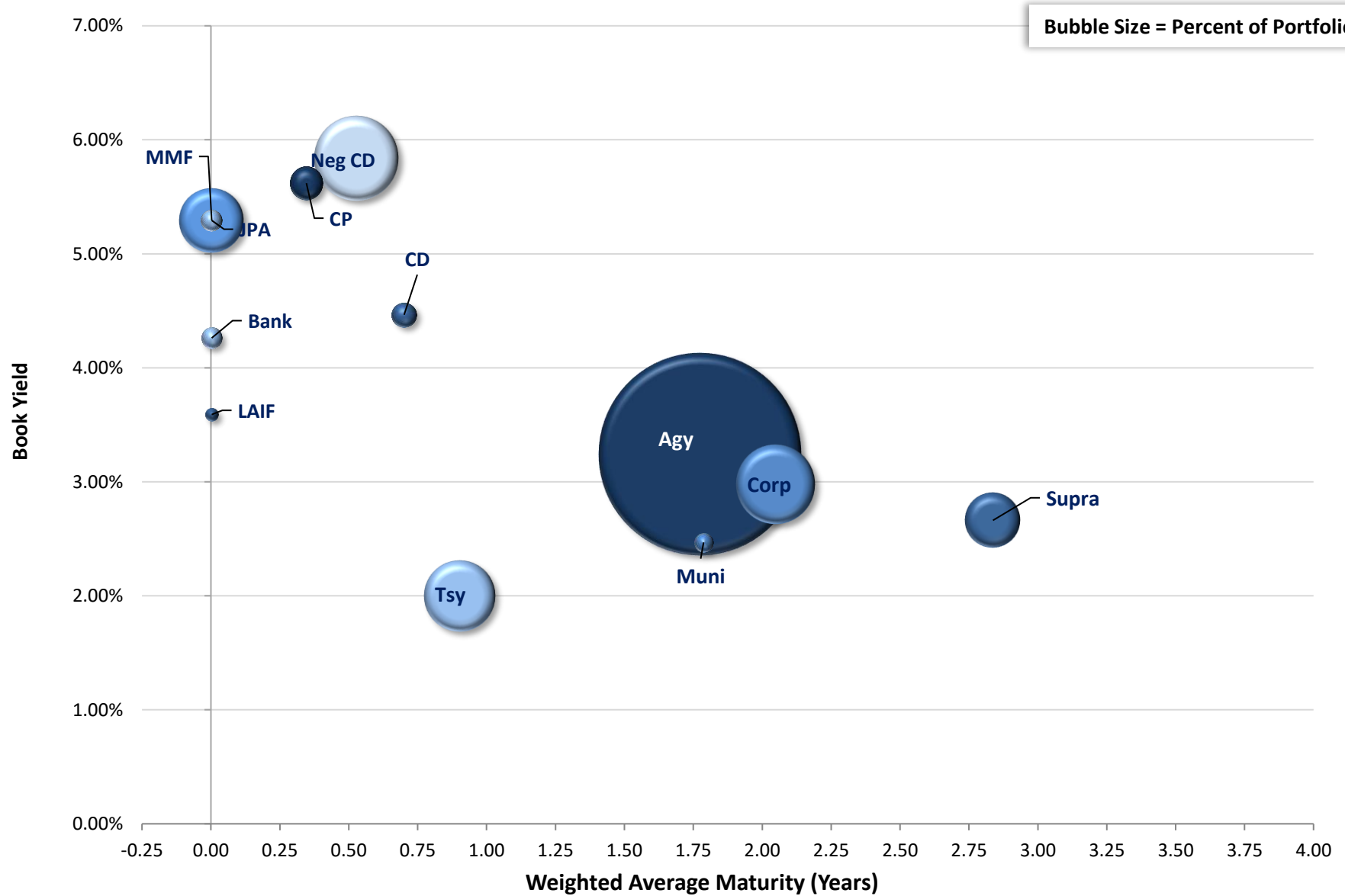
	Jul	Aug	Sep	Oct	Nov	Dec	Jan	Feb	Mar	Apr	May	Jun
Fiscal Year 2016	\$3.325	\$3.023	\$3.078	\$2.936	\$3.117	\$3.530	\$3.747	\$3.852	\$3.862	\$4.195	\$4.199	\$4.060
Fiscal Year 2017	\$4.120	\$3.786	\$3.698	\$3.962	\$4.328	\$4.781	\$4.807	\$4.726	\$4.767	\$5.174	\$5.263	\$5.253
Fiscal Year 2018	\$5.107	\$4.600	\$4.490	\$4.625	\$5.096	\$5.818	\$6.011	\$5.881	\$5.868	\$6.002	\$5.984	\$5.901
Fiscal Year 2019	\$5.648	\$5.146	\$5.108	\$5.047	\$5.540	\$6.217	\$6.047	\$5.912	\$6.093	\$6.626	\$6.507	\$6.311
Fiscal Year 2020	\$6.029	\$5.655	\$5.782	\$5.797	\$6.103	\$6.658	\$6.682	\$6.513	\$6.507	\$6.958	\$7.246	\$7.096
Fiscal Year 2021	\$6.711	\$6.231	\$6.426	\$6.439	\$6.857	\$7.543	\$7.422	\$7.412	\$7.369	\$7.811	\$7.680	\$7.546
Fiscal Year 2022	\$6.449	\$6.168	\$6.204	\$6.335	\$7.041	\$7.786	\$7.749	\$7.630	\$7.753	\$8.296	\$8.370	\$8.141
Fiscal Year 2023	\$8.142	\$7.519	\$7.446	\$7.549	\$8.265	\$9.247	\$9.120	\$8.912	\$9.045	\$9.752	\$9.988	\$9.740
Fiscal Year 2024	\$9.536	\$8.892	\$8.841	\$9.024								

Figures in Billions, Average Daily Balance

Instantaneous Interest Rate Changes and Approximate Change in Portfolio's Market Value

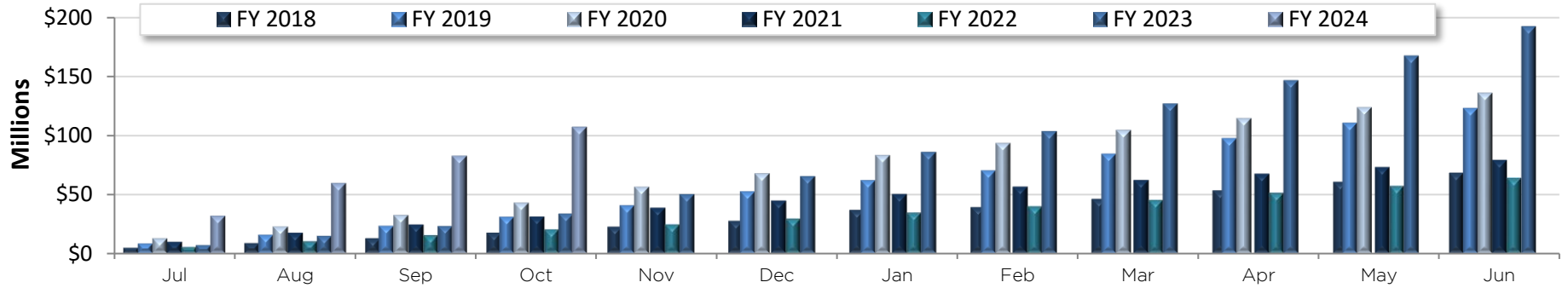


Int. Rate Change	Portfolio Value	Value Change	Percent Change
-100 Basis Points	\$9,154,413,773	\$104,078,852	1.15%
-75 Basis Points	\$9,126,312,483	\$75,977,562	0.84%
-50 Basis Points	\$9,100,292,770	\$49,957,849	0.55%
-25 Basis Points	\$9,074,273,057	\$23,938,136	0.26%
No Change	\$9,050,334,921	\$0	0.00%
+25 Basis Points	\$9,020,686,024	-\$29,648,897	-0.33%
+50 Basis Points	\$8,991,037,127	-\$59,297,794	-0.66%
+75 Basis Points	\$8,963,668,914	-\$86,666,007	-0.96%
+100 Basis Points	\$8,936,300,701	-\$114,034,220	-1.26%



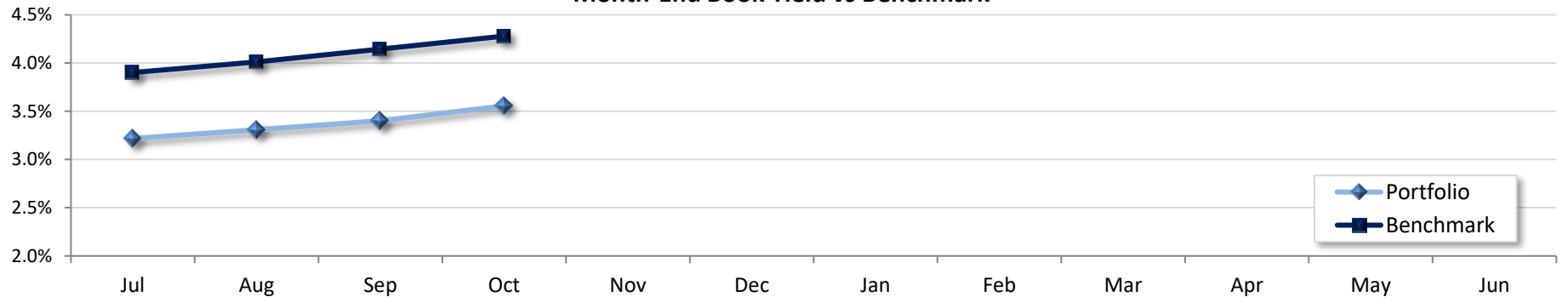
*Note: Excludes Cash Balance

Fiscal Year-to-Date Earnings




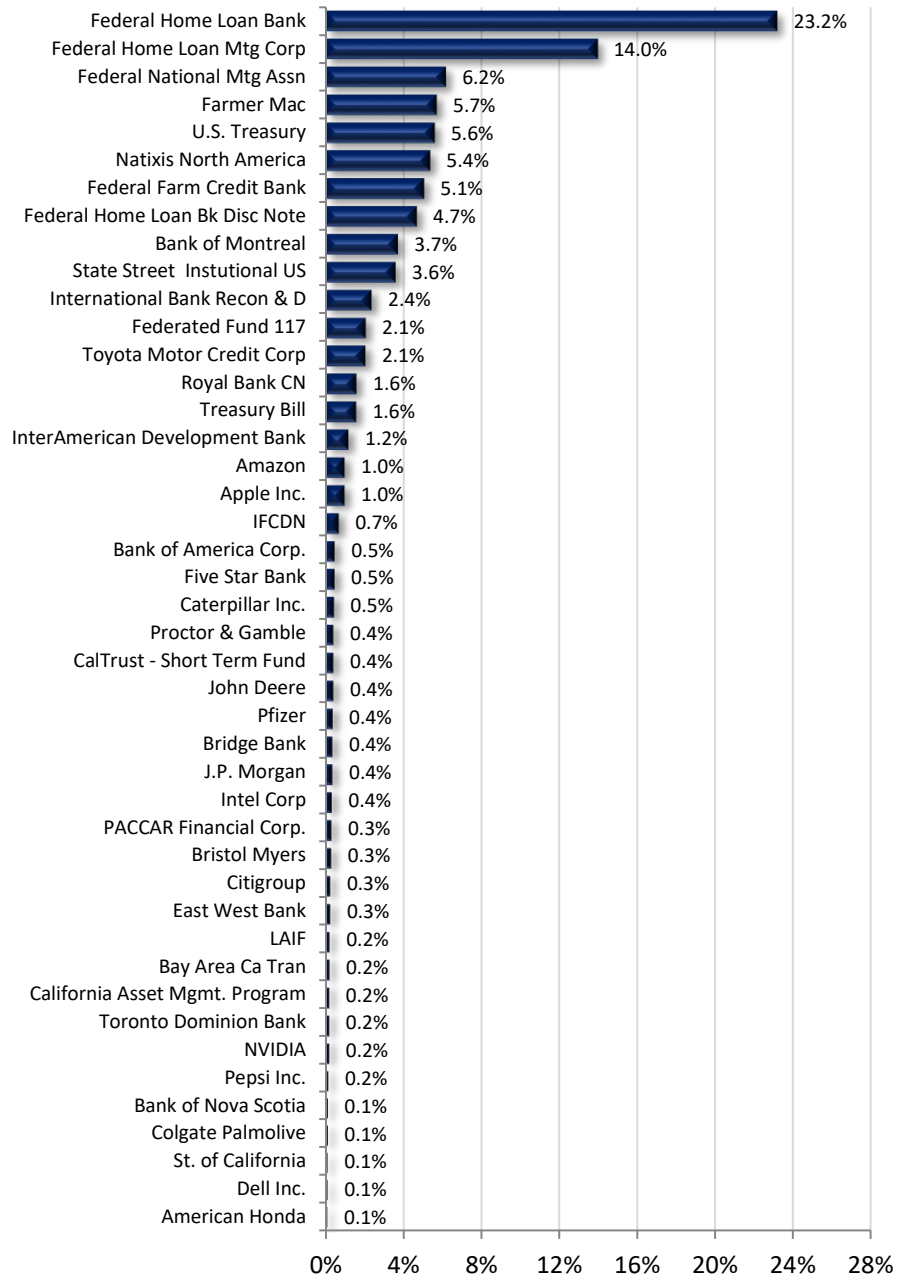
FYTD	Jul	Aug	Sep	Oct	Nov	Dec	Jan	Feb	Mar	Apr	May	Jun	FY Return
FY 2018	\$4.6	\$8.7	\$12.8	\$17.3	\$22.4	\$27.3	\$36.5	\$38.8	\$45.9	\$53.0	\$60.3	\$67.8	1.80%
FY 2019	\$8.4	\$15.8	\$23.5	\$31.1	\$40.7	\$52.6	\$62.1	\$70.3	\$84.4	\$97.7	\$110.6	\$123.0	2.29%
FY 2020	\$12.7	\$22.7	\$32.4	\$42.8	\$56.2	\$67.5	\$83.2	\$93.3	\$104.2	\$114.2	\$123.6	\$135.9	1.56%
FY 2021	\$9.9	\$17.5	\$24.4	\$31.0	\$38.5	\$44.5	\$50.1	\$56.3	\$61.7	\$67.1	\$72.6	\$78.7	0.95%
FY 2022	\$5.3	\$10.2	\$15.4	\$20.3	\$24.5	\$29.3	\$34.3	\$39.5	\$45.0	\$50.9	\$56.8	\$63.4	1.18%
FY 2023	\$7.1	\$14.9	\$23.2	\$33.8	\$50.4	\$65.6	\$86.0	\$103.7	\$127.1	\$146.8	\$167.5	\$192.1	2.20%
FY 2024	\$32.0	\$59.7	\$82.7	\$107.2									

Month-End Book Yield vs Benchmark



	Jul	Aug	Sep	Oct	Nov	Dec	Jan	Feb	Mar	Apr	May	Jun
Month-End Book Yield	3.22%	3.31%	3.40%	3.56%								
Benchmark	3.90%	4.01%	4.14%	4.28%								
Variance	-0.68%	-0.70%	-0.74%	-0.72%								

Benchmark: ICE BofAML Indices 30MMA 10% 1-5yr Tsy, 35% 1-5yr Agy, 5% 1-5yr A-AAA Ex Yankee Corp, and 6MMA 10% 0-1yr Tsy, 20% 0-1yr Agy, 20% 0-1yr A-AAA Corp



**Alameda County Investment Pool
Portfolio Management
Portfolio Summary
October 31, 2023**

Investments	Par Value	Market Value	Book Value	% of Portfolio	Days to Maturity	YTM 365 Equiv.
Non-Negotiable CDs	80,230,000.00	80,230,000.00	80,230,000.00	0.87	256	4.466
Local Agency Investment Funds	22,000,000.00	22,000,000.00	22,000,000.00	0.24	1	3.590
Joint Powers Authority	60,000,000.00	60,000,000.00	60,000,000.00	0.65	1	5.293
Money Market Mutual Funds	547,000,000.00	547,000,000.00	547,000,000.00	5.90	1	5.294
Money Market Bank Accounts	57,000,000.00	57,000,000.00	57,000,000.00	0.61	1	4.261
Negotiable CDs	950,000,000.00	949,764,000.00	950,000,000.00	10.24	193	5.836
Corporate Notes	839,928,000.00	800,077,208.35	833,911,097.02	8.99	748	2.976
Washington Supranational Obligation	399,500,000.00	381,669,095.00	397,819,174.50	4.29	1,036	2.662
Commercial Paper Disc. -Amortizing	150,000,000.00	146,957,000.00	144,566,958.33	1.56	126	5.620
Agency Bullets (Aaa/AA+)	1,484,428,000.00	1,443,493,047.54	1,477,026,057.05	15.93	606	2.925
Federal Agency Disc. -Amortizing	450,000,000.00	441,699,500.00	435,945,847.22	4.70	132	5.442
Treasury Notes and Bonds	525,000,000.00	500,231,250.00	521,066,406.41	5.62	403	1.001
Treasury Discounts -Amortizing	150,000,000.00	148,459,500.00	147,272,173.61	1.59	70	5.534
Agency Callables (Aaa/AA+)	3,564,413,000.00	3,424,973,718.89	3,551,389,491.37	38.29	729	3.106
Asset Backed Securities	0.06	0.06	0.06	0.00	385	1.912
Municipal Bonds	49,855,000.00	46,780,601.60	48,698,126.03	0.53	652	2.469
	9,329,354,000.06	9,050,334,921.44	9,273,925,331.60	100.00%	545	3.556

Investments	9,329,354,000.06	9,050,334,921.44	9,273,925,331.60	100.00%	545	3.556
-------------	------------------	------------------	------------------	---------	-----	-------

Total Earnings	October 31 Month Ending	Fiscal Year To Date
Current Year	24,334,055.54	107,233,992.74
Average Daily Balance	9,023,670,807.81	9,075,100,755.20
Effective Rate of Return	3.18%	3.51%

Henry C. Levy, Treasurer - Tax Collector

Reporting period 10/01/2023-10/31/2023

Run Date: 11/28/2023 - 17:34

Portfolio POOL
RC
IE (PRF_PM1) 7.3.11
Report Ver. 7.3.11

**Alameda County Investment Pool
Portfolio Management
Portfolio Details - Investments
October 31, 2023**

CUSIP	Investment #	Issuer	Average Balance	Purchase Date	Par Value	Market Value	Book Value	Stated Rate	YTM 365	Days to Maturity	Maturity Date
Non-Negotiable CDs											
SYS13106	13106	Bank of San Francisco		08/04/2023	5,000,000.00	5,000,000.00	5,000,000.00	5.360	5.434	275	08/02/2024
SYS13147	13147	Bridge Bank		10/04/2023	35,000,000.00	35,000,000.00	35,000,000.00	5.600	5.678	337	10/03/2024
SYS13122	13122	Community Bank of the Bay		09/08/2023	10,000,000.00	10,000,000.00	10,000,000.00	5.440	5.516	37	12/08/2023
SYS13073	13073	East West Bank		06/30/2023	25,000,000.00	25,000,000.00	25,000,000.00	5.300	3.042	240	06/28/2024
SYS12964	12964	Self-Help Federal Credit Union		03/13/2023	230,000.00	230,000.00	230,000.00	4.000	4.056	133	03/13/2024
SYS13031	13031	Union Bank of California		05/10/2023	5,000,000.00	5,000,000.00	5,000,000.00	0.050	0.051	191	05/10/2024
Subtotal and Average			79,262,258.06		80,230,000.00	80,230,000.00	80,230,000.00		4.466	256	
Local Agency Investment Funds											
SYS10285	10285	LAIF		07/01/2018	22,000,000.00	22,000,000.00	22,000,000.00	3.590	3.590	1	
Subtotal and Average			22,000,000.00		22,000,000.00	22,000,000.00	22,000,000.00		3.590	1	
Joint Powers Authority											
SYS10470	10470	California Asset Mgmt. Program		07/01/2018	20,000,000.00	20,000,000.00	20,000,000.00	5.560	5.560	1	
SYS12895	12895	CalTRUST - Liquidity Fund		12/09/2022	0.00	0.00	0.00	5.070	5.070	1	
SYS10472	10472	CalTrust - Short Term Fund		07/01/2018	40,000,000.00	40,000,000.00	40,000,000.00	5.160	5.160	1	
Subtotal and Average			60,000,000.00		60,000,000.00	60,000,000.00	60,000,000.00		5.293	1	
Money Market Mutual Funds											
09250C721	12656	BlackRock - Mischler		03/03/2022	6,000,000.00	6,000,000.00	6,000,000.00	5.260	5.260	1	
608919718	11093	Federated Fund 117		07/01/2018	193,000,000.00	193,000,000.00	193,000,000.00	5.270	5.270	1	
316175504	10274	Fidelity Fund No. 695		07/01/2018	1,000,000.00	1,000,000.00	1,000,000.00	5.240	5.240	1	
316175108	11090	Fidelity Fund 57		07/01/2018	1,000,000.00	1,000,000.00	1,000,000.00	5.250	5.250	1	
61747C707	10280	Morgan Stanley Fund 8302		07/01/2018	1,000,000.00	1,000,000.00	1,000,000.00	5.260	5.260	1	
61747C582	11089	Morgan Stanley Fund 8304		07/01/2018	1,000,000.00	1,000,000.00	1,000,000.00	5.230	5.230	1	
665279840	12588	No. Trust Siebert Williams		12/06/2021	1,000,000.00	1,000,000.00	1,000,000.00	5.240	5.240	1	
SYS12009	12009	State Street Institutional US		02/11/2020	336,000,000.00	336,000,000.00	336,000,000.00	5.310	5.310	1	
52470G791	10318	Western Asset Govt 4512		07/01/2018	7,000,000.00	7,000,000.00	7,000,000.00	5.250	5.250	1	
Subtotal and Average			535,129,032.26		547,000,000.00	547,000,000.00	547,000,000.00		5.294	1	
Money Market Bank Accounts											
SYS12169	12169	Five Star Bank		11/12/2019	45,000,000.00	45,000,000.00	45,000,000.00	5.000	5.000	1	
SYS12601	12601	Bank of the West (BMO 5433)		12/22/2021	10,000,000.00	10,000,000.00	10,000,000.00	1.560	1.560	1	
SYS10286	10286	California Bank & Trust		07/01/2018	0.00	0.00	0.00	1.090	1.090	1	
SYS10290	10290	Union Bank 5764 (US Bank 3918)		07/01/2018	1,000,000.00	1,000,000.00	1,000,000.00	1.150	1.150	1	

**Alameda County Investment Pool
Portfolio Management
Portfolio Details - Investments
October 31, 2023**

CUSIP	Investment #	Issuer	Average Balance	Purchase Date	Par Value	Market Value	Book Value	Stated Rate	YTM 365	Days to Maturity	Maturity Date
Money Market Bank Accounts											
SYS10291	10291	Union Bank 9048 (US Bank 3213)		07/01/2018	1,000,000.00	1,000,000.00	1,000,000.00	1.150	1.150	1	
Subtotal and Average			57,000,000.00		57,000,000.00	57,000,000.00	57,000,000.00		4.261	1	
Negotiable CDs											
06367D6A8	13003	Bank of Montreal		04/21/2023	50,000,000.00	49,964,000.00	50,000,000.00	5.440	5.516	89	01/29/2024
06367D6U4	13028	Bank of Montreal		05/10/2023	50,000,000.00	49,922,000.00	50,000,000.00	5.340	5.414	119	02/28/2024
06367DAY1	13076	Bank of Montreal		07/05/2023	50,000,000.00	50,014,500.00	50,000,000.00	6.000	6.083	245	07/03/2024
06367DD93	13135	Bank of Montreal		09/27/2023	100,000,000.00	100,012,000.00	100,000,000.00	5.910	5.992	271	07/29/2024
06367DD85	13136	Bank of Montreal		09/27/2023	50,000,000.00	50,010,000.00	50,000,000.00	5.900	5.982	237	06/25/2024
63873QE83	12984	Natixis North America		04/10/2023	50,000,000.00	49,999,500.00	50,000,000.00	5.420	5.495	7	11/08/2023
63873QF82	13008	Natixis North America		04/24/2023	50,000,000.00	49,949,000.00	50,000,000.00	5.460	5.536	91	01/31/2024
63873QG57	13025	Natixis North America		05/10/2023	50,000,000.00	49,925,000.00	50,000,000.00	5.350	5.424	105	02/14/2024
63873QG40	13026	Natixis North America		05/10/2023	50,000,000.00	49,937,000.00	50,000,000.00	5.350	5.424	91	01/31/2024
63873QH72	13053	Natixis North America		06/08/2023	50,000,000.00	50,000,500.00	50,000,000.00	5.710	5.789	77	01/17/2024
63873QJ70	13070	Natixis North America		06/29/2023	100,000,000.00	100,008,000.00	100,000,000.00	6.010	6.093	237	06/25/2024
63873QL93	13088	Natixis North America		07/27/2023	50,000,000.00	50,012,500.00	50,000,000.00	6.010	6.093	238	06/26/2024
63873QM27	13089	Natixis North America		07/27/2023	50,000,000.00	50,006,000.00	50,000,000.00	6.010	6.093	268	07/26/2024
63873QP99	13130	Natixis North America		09/21/2023	50,000,000.00	50,027,500.00	50,000,000.00	6.020	6.104	315	09/11/2024
78015JX28	13062	Royal Bank CN		06/21/2023	50,000,000.00	49,969,500.00	50,000,000.00	5.840	5.921	230	06/18/2024
78015JDT1	13166	Royal Bank CN		10/30/2023	100,000,000.00	100,007,000.00	100,000,000.00	5.840	5.921	268	07/26/2024
Subtotal and Average			950,000,000.00		950,000,000.00	949,764,000.00	950,000,000.00		5.836	193	
Corporate Notes											
037833DM9	11851	Apple Inc.		09/11/2019	3,000,000.00	2,906,130.00	2,993,160.00	1.800	1.848	315	09/11/2024
037833DM9	11943	Apple Inc.		12/12/2019	9,000,000.00	8,718,390.00	8,918,370.00	1.800	2.001	315	09/11/2024
037833DT4	12133	Apple Inc.		05/11/2020	5,000,000.00	4,691,850.00	4,991,050.00	1.125	1.162	557	05/11/2025
037833DX5	12200	Apple Inc.		08/20/2020	5,000,000.00	4,602,000.00	4,988,200.00	0.550	0.598	658	08/20/2025
037833DX5	12201	Apple Inc.		08/20/2020	5,000,000.00	4,602,000.00	4,988,200.00	0.550	0.598	658	08/20/2025
037833EB2	12387	Apple Inc.		02/08/2021	20,000,000.00	18,065,000.00	19,955,000.00	0.746	0.792	830	02/08/2026
037833DB3	12935	Apple Inc.		02/07/2023	21,646,000.00	19,901,981.78	20,561,557.05	2.900	4.106	1,411	09/12/2027
037833ES5	13029	Apple Inc.		05/10/2023	10,000,000.00	9,812,300.00	10,000,000.00	4.421	4.421	919	05/08/2026
037833ET3	13030	Apple Inc.		05/10/2023	15,000,000.00	14,292,150.00	14,971,050.00	4.000	4.043	1,652	05/10/2028
023135BQ8	12162	Amazon		06/10/2020	5,000,000.00	4,655,300.00	4,995,350.00	0.800	0.819	580	06/03/2025
023135BQ8	12163	Amazon		06/10/2020	5,000,000.00	4,655,300.00	4,993,750.00	0.800	0.826	580	06/03/2025
023135BQ8	12166	Amazon		06/11/2020	10,000,000.00	9,310,600.00	9,990,700.00	0.800	0.819	580	06/03/2025
023135BX3	12443	Amazon		05/12/2021	10,000,000.00	8,994,300.00	9,956,800.00	1.000	1.089	923	05/12/2026

**Alameda County Investment Pool
Portfolio Management
Portfolio Details - Investments
October 31, 2023**

CUSIP	Investment #	Issuer	Average Balance	Purchase Date	Par Value	Market Value	Book Value	Stated Rate	YTM	Days to 365 Maturity	Maturity Date
Corporate Notes											
023135BW5	12444	Amazon		05/12/2021	3,000,000.00	2,920,650.00	2,995,620.00	0.450	0.499	193	05/12/2024
023135CF1	12686	Amazon		04/13/2022	7,000,000.00	6,557,740.00	6,985,580.00	3.300	3.345	1,259	04/13/2027
023135CD6	12687	Amazon		04/13/2022	10,000,000.00	9,867,900.00	10,000,000.00	2.730	2.730	164	04/13/2024
023135CE4	12688	Amazon		04/13/2022	13,000,000.00	12,574,120.00	12,979,330.00	3.000	3.050	529	04/13/2025
023135CN4	12883	Amazon		12/01/2022	15,000,000.00	14,808,150.00	14,999,100.00	4.600	4.602	761	12/01/2025
023135CM6	12884	Amazon		12/01/2022	15,000,000.00	14,892,450.00	14,989,950.00	4.700	4.736	394	11/29/2024
06051GJG5	12241	Bank of America Corp.		09/25/2020	8,000,000.00	7,614,480.00	8,000,000.00	0.981	0.981	694	09/25/2025
06051GJG5	12242	Bank of America Corp.		09/25/2020	3,000,000.00	2,855,430.00	3,000,000.00	0.981	0.981	694	09/25/2025
06048WM31	12453	Bank of America Corp.		05/28/2021	10,000,000.00	8,813,100.00	10,000,000.00	1.250	1.250	939	05/28/2026
06048WM64	12482	Bank of America Corp.		07/07/2021	10,000,000.00	8,751,200.00	9,975,000.00	1.200	1.252	967	06/25/2026
06048WP46	12517	Bank of America Corp.		09/27/2021	10,000,000.00	9,189,100.00	10,000,000.00	0.750	0.750	512	03/27/2025
06048WN63	12530	Bank of America Corp.		10/08/2021	4,898,000.00	4,205,520.76	4,844,122.00	1.150	1.382	1,044	09/10/2026
06406RAL1	12153	Bank of NY		06/01/2020	6,540,000.00	6,304,690.80	6,848,426.40	2.100	1.001	358	10/24/2024
06368EA36	12336	Bank of Montreal		12/08/2020	10,000,000.00	9,945,000.00	9,993,500.00	0.450	0.472	37	12/08/2023
06368FAC3	12509	Bank of Montreal		09/15/2021	6,000,000.00	5,258,880.00	5,989,860.00	1.250	1.285	1,049	09/15/2026
06368FAE9	12625	Bank of Montreal		01/10/2022	10,000,000.00	9,482,400.00	9,994,700.00	1.500	1.518	436	01/10/2025
06368FAG4	12657	Bank of Montreal		03/08/2022	15,000,000.00	14,802,300.00	14,989,500.00	2.150	2.186	128	03/08/2024
06368D3S1	12746	Bank of Montreal		06/07/2022	6,000,000.00	5,783,400.00	5,998,620.00	3.700	3.708	584	06/07/2025
110122DN5	12302	Bristol Myers		11/13/2020	5,000,000.00	4,559,800.00	4,991,900.00	0.750	0.783	743	11/13/2025
110122DT2	12303	Bristol Myers		11/13/2020	5,000,000.00	4,992,150.00	5,000,000.00	0.537	0.537	12	11/13/2023
110122CM8	13103	Bristol Myers		08/01/2023	20,000,000.00	19,591,400.00	19,514,655.56	2.900	5.504	268	07/26/2024
0641596E1	13099	Bank of Nova Scotia		07/31/2023	13,825,000.00	13,282,507.00	13,147,575.00	0.650	5.763	273	07/31/2024
14913R2U0	12620	Caterpillar Inc.		01/10/2022	5,000,000.00	4,463,950.00	4,997,600.00	1.700	1.710	1,164	01/08/2027
14913R2S5	12621	Caterpillar Inc.		01/10/2022	10,000,000.00	9,910,400.00	9,998,400.00	0.950	0.958	70	01/10/2024
14913R3B1	12912	Caterpillar Inc.		01/06/2023	7,000,000.00	6,905,150.00	6,998,250.00	4.800	4.809	797	01/06/2026
14913UAA8	13033	Caterpillar Inc.		05/15/2023	20,000,000.00	19,517,800.00	19,990,600.00	4.350	4.367	926	05/15/2026
17331AJC6	13085	Citigroup		07/20/2023	15,000,000.00	14,875,950.00	15,000,000.00	6.000	6.006	293	08/20/2024
17291QML5	13143	Citigroup		09/29/2023	10,000,000.00	9,993,800.00	10,000,000.00	6.050	6.059	425	12/30/2024
194162AM5	12777	Colgate Palmolive		08/09/2022	3,000,000.00	2,890,920.00	2,997,240.00	3.100	3.114	653	08/15/2025
194162AR4	12950	Colgate Palmolive		03/01/2023	5,000,000.00	4,897,700.00	4,994,900.00	4.600	4.623	1,582	03/01/2028
194162AQ6	12951	Colgate Palmolive		03/01/2023	5,000,000.00	4,968,300.00	4,994,200.00	4.800	4.842	852	03/02/2026
24422EVX4	12622	John Deere		01/10/2022	3,000,000.00	2,972,490.00	2,999,520.00	0.900	0.908	70	01/10/2024
24422EWX3	13051	John Deere		06/08/2023	5,000,000.00	4,925,450.00	4,997,100.00	4.750	4.771	950	06/08/2026
24422EWW5	13052	John Deere		06/08/2023	5,000,000.00	4,966,200.00	4,997,200.00	4.950	4.980	583	06/06/2025
24422EWW7	13124	John Deere		09/13/2023	10,000,000.00	9,784,700.00	9,964,011.11	4.900	5.025	1,584	03/03/2028
24422EXB0	13125	John Deere		09/14/2023	17,000,000.00	16,582,310.00	17,041,140.00	4.950	5.086	1,717	07/14/2028

**Alameda County Investment Pool
Portfolio Management
Portfolio Details - Investments
October 31, 2023**

CUSIP	Investment #	Issuer	Average Balance	Purchase Date	Par Value	Market Value	Book Value	Stated Rate	YTM	Days to 365 Maturity	Maturity Date
Corporate Notes											
24422EWA3	12623	Dell Inc.		01/10/2022	5,000,000.00	4,446,500.00	4,997,150.00	1.700	1.712	1,167	01/11/2027
24422EYV2	12624	Dell Inc.		01/10/2022	7,000,000.00	6,663,090.00	6,996,710.00	1.250	1.266	436	01/10/2025
254687FN1	12066	Disney		03/23/2020	5,000,000.00	4,843,400.00	4,997,254.44	3.350	3.360	509	03/24/2025
02665WDS7	13100	American Honda		07/31/2023	11,699,000.00	11,286,610.25	11,156,637.61	0.550	5.678	254	07/12/2024
458140BP4	12069	Intel Corp		03/25/2020	10,000,000.00	9,700,900.00	9,984,500.00	3.400	3.434	510	03/25/2025
458140CD0	13156	Intel Corp		10/16/2023	22,717,000.00	22,407,140.12	22,629,255.59	4.875	5.467	832	02/10/2026
46647PBY1	12396	J.P. Morgan		02/16/2021	5,000,000.00	4,904,700.00	5,000,000.00	0.563	0.563	473	02/16/2025
48128G3N8	12454	J.P. Morgan		05/28/2021	5,000,000.00	4,361,150.00	5,000,000.00	1.200	1.200	939	05/28/2026
46647PCH7	12455	J.P. Morgan		06/01/2021	5,000,000.00	4,831,300.00	5,000,000.00	0.824	0.824	578	06/01/2025
48128G3V0	12459	J.P. Morgan		06/11/2021	10,000,000.00	8,737,100.00	10,000,000.00	1.150	1.150	953	06/11/2026
48128G4R8	12486	J.P. Morgan		08/17/2021	10,000,000.00	8,705,100.00	9,990,000.00	1.150	1.171	1,020	08/17/2026
53961LAH2	12402	Local Initiatives Support Corp		02/25/2021	5,000,000.00	4,921,850.00	5,000,000.00	0.500	0.500	106	02/15/2024
57636QAW4	12960	Mastercard Inc.		03/09/2023	10,000,000.00	9,837,600.00	9,990,300.00	4.875	4.897	1,590	03/09/2028
59217GCK3	13140	MetLife		09/27/2023	10,000,000.00	8,970,300.00	9,070,866.67	3.000	5.660	1,418	09/19/2027
594918BY9	12932	Mircosoft Inc.		02/06/2023	5,000,000.00	4,723,550.00	4,867,300.00	3.300	4.025	1,193	02/06/2027
594918BY9	12933	Mircosoft Inc.		02/06/2023	5,000,000.00	4,723,550.00	4,863,500.00	3.300	4.046	1,193	02/06/2027
654106AH6	12074	Nike Inc.		03/27/2020	3,000,000.00	2,879,010.00	2,995,920.00	2.400	2.429	512	03/27/2025
637639AH8	13139	National Securities Clearing		09/27/2023	5,085,000.00	4,984,825.50	5,099,746.50	5.100	5.506	1,481	11/21/2027
67066GAL8	12679	NVIDIA		04/22/2022	20,000,000.00	19,390,400.00	19,115,528.89	0.584	2.824	226	06/14/2024
69371RQ66	12006	PACCAR Financial Corp.		02/06/2020	10,000,000.00	9,551,200.00	9,991,900.00	1.800	1.817	463	02/06/2025
69371RS49	12981	PACCAR Financial Corp.		03/30/2023	17,000,000.00	16,657,450.00	16,988,610.00	4.450	4.474	880	03/30/2026
69371RS56	13108	PACCAR Financial Corp.		08/10/2023	3,000,000.00	2,981,730.00	2,998,500.00	5.050	5.068	1,013	08/10/2026
713448EQ7	12045	Pepsi Inc.		03/19/2020	2,500,000.00	2,394,975.00	2,498,236.67	2.250	2.265	504	03/19/2025
713448EQ7	12047	Pepsi Inc.		03/19/2020	5,000,000.00	4,789,950.00	4,996,450.00	2.250	2.265	504	03/19/2025
713448EQ7	12051	Pepsi Inc.		03/20/2020	5,000,000.00	4,789,950.00	4,991,650.00	2.250	2.286	504	03/19/2025
713448FQ6	12942	Pepsi Inc.		02/15/2023	3,000,000.00	2,957,310.00	2,998,260.00	4.550	4.571	835	02/13/2026
717081EX7	12151	Pfizer		05/28/2020	5,000,000.00	4,648,600.00	4,968,800.00	0.800	0.928	574	05/28/2025
716973AA0	13039	Pfizer		05/19/2023	10,000,000.00	9,873,300.00	9,994,300.00	4.650	4.680	565	05/19/2025
716973AB8	13040	Pfizer		05/19/2023	7,000,000.00	6,833,960.00	6,991,810.00	4.450	4.492	930	05/19/2026
716973AC6	13129	Pfizer		09/21/2023	14,086,000.00	13,463,539.66	13,902,185.53	4.450	5.135	1,661	05/19/2028
742718FL8	12280	Proctor & Gamble		10/29/2020	5,000,000.00	4,561,450.00	4,991,900.00	0.550	0.583	728	10/29/2025
742718FL8	12633	Proctor & Gamble		01/31/2022	8,752,000.00	7,984,362.08	8,392,292.80	0.550	1.687	728	10/29/2025
742718FV6	12637	Proctor & Gamble		02/01/2022	20,000,000.00	18,046,000.00	19,971,600.00	1.900	1.930	1,188	02/01/2027
742718FY0	12923	Proctor & Gamble		01/26/2023	3,000,000.00	2,933,220.00	2,997,990.00	4.100	4.124	817	01/26/2026
742718FZ7	12924	Proctor & Gamble		01/26/2023	4,000,000.00	3,829,000.00	3,995,880.00	3.950	3.973	1,547	01/26/2028
808513BR5	12445	Charles Schwab		05/13/2021	4,000,000.00	3,515,640.00	3,990,720.00	1.150	1.198	924	05/13/2026

**Alameda County Investment Pool
Portfolio Management
Portfolio Details - Investments
October 31, 2023**

CUSIP	Investment #	Issuer	Average Balance	Purchase Date	Par Value	Market Value	Book Value	Stated Rate	YTM 365	Days to Maturity	Maturity Date
Corporate Notes											
808513BY0	12655	Charles Schwab		03/03/2022	1,000,000.00	881,650.00	998,920.00	2.450	2.473	1,218	03/03/2027
79466LAG9	12484	Salesforce Co.		07/12/2021	3,000,000.00	2,895,330.00	2,998,470.00	0.625	0.640	257	07/15/2024
89114QCP1	12365	Toronto Dominion Bank		01/06/2021	10,000,000.00	8,942,700.00	9,985,300.00	0.750	0.780	797	01/06/2026
89114TZK1	12591	Toronto Dominion Bank		12/13/2021	10,000,000.00	9,505,600.00	9,992,700.00	1.250	1.275	408	12/13/2024
89236TGX7	12081	Toyota Motor Credit Corp		04/01/2020	6,000,000.00	5,787,840.00	5,988,960.00	3.000	3.040	517	04/01/2025
89236TJH9	12464	Toyota Motor Credit Corp		06/18/2021	15,000,000.00	14,517,750.00	14,982,150.00	0.500	0.540	230	06/18/2024
89236TJN6	12506	Toyota Motor Credit Corp		09/13/2021	5,000,000.00	4,784,000.00	4,997,650.00	0.625	0.641	317	09/13/2024
89236TKC8	12758	Toyota Motor Credit Corp		06/30/2022	10,000,000.00	9,745,400.00	9,990,500.00	3.950	3.984	607	06/30/2025
89236TKJ3	13043	Toyota Motor Credit Corp		05/25/2023	11,180,000.00	10,800,215.40	11,142,435.20	4.550	4.635	1,419	09/20/2027
89788JAA79	12635	Truist Bank		01/31/2022	10,000,000.00	9,356,600.00	9,930,500.00	1.500	1.542	495	03/10/2025
882508BK9	12507	Texas Instrument		09/15/2021	3,000,000.00	2,684,670.00	3,000,000.00	1.125	1.125	1,049	09/15/2026
90327QD71	12449	USAA Capital Corp		05/21/2021	7,000,000.00	6,808,340.00	6,987,540.00	0.500	0.572	182	05/01/2024
931142ER0	12512	Walmart		09/17/2021	3,000,000.00	2,673,960.00	2,994,330.00	1.050	1.089	1,051	09/17/2026
931142EW9	12800	Walmart		09/09/2022	7,000,000.00	6,838,160.00	6,995,100.00	3.900	3.925	678	09/09/2025
98459LAA1	12160	Yale University		06/09/2020	3,000,000.00	2,810,490.00	3,000,000.00	0.873	0.873	531	04/15/2025
Subtotal and Average			825,475,809.48		839,928,000.00	800,077,208.35	833,911,097.02		2.976	748	
Washington Supranational Obligation											
45818WCS3	11932	InterAmerican Development Bank		12/03/2019	10,000,000.00	9,598,000.00	9,991,000.00	1.700	1.719	380	11/15/2024
45818WCS3	11950	InterAmerican Development Bank		12/16/2019	25,000,000.00	23,995,000.00	24,891,000.00	1.700	1.793	380	11/15/2024
45818WDA1	12412	InterAmerican Development Bank		03/11/2021	18,000,000.00	16,369,920.00	17,952,714.00	0.800	0.854	854	03/04/2026
45818WEP7	13060	InterAmerican Development Bank		06/15/2023	9,500,000.00	9,145,745.00	9,419,250.00	4.300	4.492	1,688	06/15/2028
45818WER3	13104	InterAmerican Development Bank		08/04/2023	50,000,000.00	48,096,000.00	49,263,375.00	4.050	4.400	1,730	07/27/2028
459058JL8	12277	International Bank Recon & D		10/28/2020	15,000,000.00	13,692,600.00	14,983,050.00	0.500	0.523	727	10/28/2025
459058JM6	12312	International Bank Recon & D		11/24/2020	20,000,000.00	19,935,800.00	19,957,000.00	0.250	0.322	23	11/24/2023
459058JM6	12313	International Bank Recon & D		11/24/2020	15,000,000.00	14,951,850.00	14,967,750.00	0.250	0.322	23	11/24/2023
459058JE4	12358	International Bank Recon & D		12/23/2020	10,000,000.00	9,196,400.00	9,984,000.00	0.375	0.410	635	07/28/2025
459058JS3	12390	International Bank Recon & D		02/10/2021	15,000,000.00	13,538,700.00	15,000,000.00	0.650	0.650	832	02/10/2026
45905U5Y6	12400	International Bank Recon & D		02/18/2021	9,500,000.00	8,543,730.00	9,492,875.00	0.600	0.615	840	02/18/2026
45905U5Y6	12401	International Bank Recon & D		02/18/2021	10,000,000.00	8,993,400.00	10,000,000.00	0.600	0.600	840	02/18/2026
45906M2L4	12414	International Bank Recon & D		03/12/2021	15,000,000.00	13,461,600.00	14,857,500.00	0.650	0.846	846	02/24/2026
45906M3C3	12669	International Bank Recon & D		03/29/2022	7,500,000.00	7,399,650.00	7,494,150.00	2.250	2.290	148	03/28/2024
45906M3K5	12815	International Bank Recon & D		09/30/2022	15,000,000.00	14,401,650.00	15,000,000.00	4.500	4.500	1,429	09/30/2027
45906M4C2	13057	International Bank Recon & D		06/15/2023	10,000,000.00	9,936,000.00	10,000,000.00	5.750	5.750	957	06/15/2026
45906M4E8	13065	International Bank Recon & D		06/26/2023	10,000,000.00	9,731,100.00	10,000,000.00	4.500	4.500	1,699	06/26/2028
45906M4E8	13096	International Bank Recon & D		07/28/2023	25,000,000.00	24,327,750.00	24,823,803.75	4.500	4.754	1,699	06/26/2028

**Alameda County Investment Pool
Portfolio Management
Portfolio Details - Investments
October 31, 2023**

CUSIP	Investment #	Issuer	Average Balance	Purchase Date	Par Value	Market Value	Book Value	Stated Rate	YTM 365	Days to Maturity	Maturity Date
Washington Supranational Obligation											
45906M4E8	13109	International Bank Recon & D		08/17/2023	25,000,000.00	24,327,750.00	24,815,156.75	4.500	4.820	1,699	06/26/2028
459058KW2	13133	International Bank Recon & D		09/26/2023	20,000,000.00	19,693,200.00	19,995,000.00	4.625	4.632	1,735	08/01/2028
45950VNP7	11974	IFCDN		01/17/2020	25,000,000.00	23,806,750.00	24,953,750.00	1.680	1.719	436	01/10/2025
45950VPX8	12446	IFCDN		05/14/2021	10,000,000.00	8,942,300.00	10,000,000.00	0.860	0.860	925	05/14/2026
45950VQS8	12573	IFCDN		11/24/2021	10,000,000.00	9,968,000.00	10,000,000.00	0.610	0.610	23	11/24/2023
45950KDD9	13081	IFCDN		07/13/2023	20,000,000.00	19,616,200.00	19,977,800.00	4.500	4.525	1,716	07/13/2028
Subtotal and Average			397,819,174.50		399,500,000.00	381,669,095.00	397,819,174.50		2.662	1,036	
Commercial Paper Disc. -Amortizing											
89233GA48	13024	Toyota Motor Credit Corp		05/09/2023	100,000,000.00	99,001,000.00	96,593,333.33	5.110	5.446	64	01/04/2024
89233GGA8	13161	Toyota Motor Credit Corp		10/23/2023	50,000,000.00	47,956,000.00	47,973,625.00	5.590	5.968	252	07/10/2024
Subtotal and Average			110,521,159.94		150,000,000.00	146,957,000.00	144,566,958.33		5.620	126	
Agency Bullets (Aaa/AA+)											
31422BFK1	11756	Farmer Mac		05/10/2019	25,000,000.00	24,610,000.00	25,000,000.00	2.400	2.400	182	05/01/2024
31422BJB7	11793	Farmer Mac		07/22/2019	25,000,000.00	24,840,250.00	25,000,000.00	1.970	1.970	62	01/02/2024
31422BPC8	11911	Farmer Mac		11/20/2019	20,000,000.00	19,958,600.00	20,000,000.00	1.720	1.720	19	11/20/2023
31422BQK9	11955	Farmer Mac		12/20/2019	25,000,000.00	24,166,750.00	24,988,750.00	1.690	1.700	324	09/20/2024
31422XA5	12690	Farmer Mac		04/08/2022	20,000,000.00	19,604,600.00	20,000,000.00	2.570	2.571	240	06/28/2024
31422XE40	12785	Farmer Mac		08/19/2022	15,000,000.00	14,700,450.00	15,000,000.00	4.000	4.000	481	02/24/2025
31422X3G5	13044	Farmer Mac		05/26/2023	15,000,000.00	14,677,050.00	15,000,000.00	5.000	5.000	1,668	05/26/2028
31422X3F7	13047	Farmer Mac		06/01/2023	15,000,000.00	14,685,000.00	14,913,900.00	4.125	4.331	943	06/01/2026
31422X4P4	13074	Farmer Mac		07/03/2023	10,000,000.00	9,776,100.00	10,000,000.00	4.380	4.380	1,339	07/02/2027
31422X4S8	13075	Farmer Mac		07/03/2023	15,000,000.00	14,919,000.00	15,000,000.00	5.000	5.000	607	06/30/2025
31422X5V0	13107	Farmer Mac		08/07/2023	15,000,000.00	14,519,250.00	15,000,000.00	4.430	4.430	1,741	08/07/2028
31422X6X5	13121	Farmer Mac		09/08/2023	25,000,000.00	24,496,500.00	25,000,000.00	5.100	5.100	1,773	09/08/2028
31424WAE2	13144	Farmer Mac		09/29/2023	15,000,000.00	14,982,750.00	14,979,900.00	5.020	5.073	1,006	08/03/2026
31424WAZ5	13159	Farmer Mac		10/20/2023	25,000,000.00	24,944,250.00	25,000,000.00	5.000	5.000	1,815	10/20/2028
3133EKQU3	11778	Federal Farm Credit Bank		06/21/2019	30,000,000.00	29,356,800.00	29,984,700.00	1.950	1.961	225	06/13/2024
3133EKTU8	11784	Federal Farm Credit Bank		07/02/2019	12,000,000.00	11,708,040.00	11,998,320.00	1.900	1.903	243	07/01/2024
3133EKA63	11814	Federal Farm Credit Bank		08/16/2019	10,000,000.00	9,702,800.00	9,982,800.00	1.600	1.636	289	08/16/2024
3133ELZM9	12140	Federal Farm Credit Bank		05/15/2020	25,000,000.00	23,227,000.00	24,953,225.00	0.500	0.538	560	05/14/2025
3133ENKS8	12627	Federal Farm Credit Bank		01/11/2022	7,500,000.00	7,136,175.00	7,483,125.00	1.125	1.202	432	01/06/2025
3133ENZS2	12755	Federal Farm Credit Bank		06/28/2022	10,000,000.00	9,841,100.00	9,994,805.00	3.100	3.127	240	06/28/2024
3133ENZ37	12845	Federal Farm Credit Bank		11/10/2022	18,500,000.00	18,369,760.00	18,497,040.00	4.875	4.886	436	01/10/2025
3133EPAF2	12937	Federal Farm Credit Bank		02/08/2023	20,000,000.00	19,936,800.00	19,990,000.00	4.750	4.802	99	02/08/2024

**Alameda County Investment Pool
Portfolio Management
Portfolio Details - Investments
October 31, 2023**

CUSIP	Investment #	Issuer	Average Balance	Purchase Date	Par Value	Market Value	Book Value	Stated Rate	YTM	Days to 365 Maturity	Maturity Date
Agency Bullets (Aaa/AA+)											
3133EPBF1	12947	Federal Farm Credit Bank		02/21/2023	15,500,000.00	15,422,345.00	15,479,230.00	4.875	4.969	294	08/21/2024
3133EPCX1	12961	Federal Farm Credit Bank		03/10/2023	10,000,000.00	9,735,000.00	9,991,900.00	4.375	4.393	1,591	03/10/2028
3133EPGS8	13009	Federal Farm Credit Bank		04/24/2023	15,000,000.00	14,757,750.00	14,998,650.00	4.250	4.257	631	07/24/2025
3133EPJX4	13035	Federal Farm Credit Bank		05/17/2023	10,000,000.00	9,680,200.00	9,938,639.90	3.625	1.215	839	02/17/2026
3133EPKA2	13037	Federal Farm Credit Bank		05/18/2023	15,000,000.00	14,688,900.00	14,992,695.00	4.000	4.025	656	08/18/2025
3133EPLC7	13045	Federal Farm Credit Bank		05/26/2023	10,000,000.00	9,798,100.00	9,990,800.00	4.125	4.163	848	02/26/2026
3133EPLD5	13046	Federal Farm Credit Bank		05/30/2023	10,000,000.00	9,520,800.00	9,982,500.00	3.875	3.914	1,672	05/30/2028
3133EPME2	13050	Federal Farm Credit Bank		06/08/2023	15,000,000.00	14,277,450.00	14,966,850.00	3.875	3.924	1,681	06/08/2028
3133EPMV4	13058	Federal Farm Credit Bank		06/15/2023	10,000,000.00	9,699,100.00	9,992,100.00	4.125	4.147	1,322	06/15/2027
3133EPNG6	13063	Federal Farm Credit Bank		06/23/2023	25,000,000.00	24,587,500.00	24,986,750.00	4.375	4.394	965	06/23/2026
3133EPPE9	13077	Federal Farm Credit Bank		07/06/2023	15,000,000.00	14,724,750.00	14,978,310.90	4.375	4.427	978	07/06/2026
3133EPQC2	13087	Federal Farm Credit Bank		07/26/2023	16,985,000.00	16,784,407.15	16,969,436.99	4.625	4.700	989	07/17/2026
3133EPRS6	13093	Federal Farm Credit Bank		07/28/2023	20,000,000.00	19,883,400.00	19,952,975.40	4.875	5.000	635	07/28/2025
3133EPWK7	13131	Federal Farm Credit Bank		09/22/2023	25,000,000.00	24,553,500.00	24,853,107.52	4.500	4.633	1,787	09/22/2028
3133EPYK5	13150	Federal Farm Credit Bank		10/10/2023	10,000,000.00	9,994,000.00	10,000,000.00	5.125	5.125	709	10/10/2025
3133EPYK5	13151	Federal Farm Credit Bank		10/10/2023	20,000,000.00	19,988,000.00	20,000,000.00	5.125	5.125	709	10/10/2025
3130AGWK7	11815	Federal Home Loan Bank		08/16/2019	12,000,000.00	11,610,840.00	11,971,800.00	1.500	2.136	288	08/15/2024
3130AGWK7	11816	Federal Home Loan Bank		08/16/2019	20,000,000.00	19,351,400.00	19,953,000.00	1.500	1.549	288	08/15/2024
3130AGWK7	11817	Federal Home Loan Bank		08/16/2019	20,000,000.00	19,351,400.00	19,953,000.00	1.500	1.549	288	08/15/2024
3130AK5E2	12220	Federal Home Loan Bank		09/11/2020	2,000,000.00	1,832,300.00	1,994,000.00	0.375	0.436	673	09/04/2025
3130APU29	12551	Federal Home Loan Bank		11/12/2021	12,800,000.00	12,785,408.00	12,794,112.00	0.500	0.523	8	11/09/2023
3130APU29	12552	Federal Home Loan Bank		11/12/2021	20,000,000.00	19,977,200.00	19,990,800.00	0.500	0.523	8	11/09/2023
3130AQF57	12598	Federal Home Loan Bank		12/22/2021	25,000,000.00	24,825,000.00	24,945,000.00	0.625	0.736	51	12/22/2023
3130AQF40	12599	Federal Home Loan Bank		12/22/2021	25,000,000.00	23,770,000.00	24,978,059.90	1.000	1.030	415	12/20/2024
3130AQF65	12600	Federal Home Loan Bank		12/22/2021	25,000,000.00	22,315,750.00	24,925,261.74	1.250	1.311	1,146	12/21/2026
3130ASDS5	12745	Federal Home Loan Bank		06/10/2022	20,000,000.00	19,648,600.00	19,953,600.00	2.750	2.867	240	06/28/2024
3130ASME6	12768	Federal Home Loan Bank		07/08/2022	15,000,000.00	14,747,700.00	14,970,900.00	3.000	3.101	250	07/08/2024
3130ASME6	12769	Federal Home Loan Bank		07/08/2022	10,000,000.00	9,831,800.00	9,980,600.00	3.000	3.101	250	07/08/2024
3130ASME6	12770	Federal Home Loan Bank		07/08/2022	5,000,000.00	4,915,900.00	4,990,300.00	3.000	3.101	250	07/08/2024
3130ATPY7	12822	Federal Home Loan Bank		10/19/2022	9,500,000.00	9,433,975.00	9,477,580.00	4.500	4.644	226	06/14/2024
3130ATT31	12829	Federal Home Loan Bank		10/28/2022	15,000,000.00	14,869,350.00	14,983,650.00	4.500	4.561	337	10/03/2024
3130AUCS1	12909	Federal Home Loan Bank		12/21/2022	5,000,000.00	4,994,500.00	5,000,000.00	4.750	4.750	50	12/21/2023
3130ATVD6	12949	Federal Home Loan Bank		02/28/2023	5,000,000.00	4,973,550.00	4,982,000.00	4.875	5.120	317	09/13/2024
3130AV7L0	12953	Federal Home Loan Bank		03/03/2023	19,000,000.00	18,908,990.00	18,974,920.00	5.000	5.071	485	02/28/2025
3130AV7L0	12954	Federal Home Loan Bank		03/03/2023	25,000,000.00	24,880,250.00	24,967,000.00	5.000	5.071	485	02/28/2025
3130AWER7	13054	Federal Home Loan Bank		06/12/2023	9,000,000.00	8,903,250.00	8,992,530.00	4.625	4.670	583	06/06/2025

**Alameda County Investment Pool
Portfolio Management
Portfolio Details - Investments
October 31, 2023**

CUSIP	Investment #	Issuer	Average Balance	Purchase Date	Par Value	Market Value	Book Value	Stated Rate	YTM 365	Days to Maturity	Maturity Date
Agency Bullets (Aaa/AA+)											
3130AWER7	13055	Federal Home Loan Bank		06/12/2023	17,000,000.00	16,817,250.00	16,985,890.00	4.625	4.670	583	06/06/2025
3130AWC24	13064	Federal Home Loan Bank		06/23/2023	15,000,000.00	14,416,650.00	14,996,466.67	4.000	4.059	1,682	06/09/2028
3130AWC24	13068	Federal Home Loan Bank		06/28/2023	9,025,000.00	8,674,017.75	9,008,484.25	4.000	4.108	1,682	06/09/2028
3130AWN63	13082	Federal Home Loan Bank		07/14/2023	10,000,000.00	9,563,900.00	9,973,400.00	4.000	4.060	1,703	06/30/2028
3130AWN63	13083	Federal Home Loan Bank		07/14/2023	20,000,000.00	19,127,800.00	19,946,800.00	4.000	4.060	1,703	06/30/2028
3130AWTQ3	13142	Federal Home Loan Bank		09/28/2023	16,600,000.00	16,441,968.00	16,542,688.50	4.625	5.003	1,045	09/11/2026
31422BFL9	11755	Federal Home Loan Mtg Corp		05/10/2019	25,000,000.00	24,737,000.00	25,000,000.00	2.400	2.400	121	03/01/2024
3137EAEPO	12014	Federal Home Loan Mtg Corp		02/14/2020	15,000,000.00	14,296,500.00	14,988,450.00	1.500	1.516	469	02/12/2025
3137EAEPO	12015	Federal Home Loan Mtg Corp		02/14/2020	10,000,000.00	9,531,000.00	9,992,300.00	1.500	1.516	469	02/12/2025
3137EAEU9	12195	Federal Home Loan Mtg Corp		07/23/2020	10,000,000.00	9,228,000.00	9,950,200.00	0.375	0.727	628	07/21/2025
3137EAEZ8	12291	Federal Home Loan Mtg Corp		11/05/2020	10,000,000.00	9,992,900.00	9,991,000.00	0.250	0.280	5	11/06/2023
3137EAEZ8	12293	Federal Home Loan Mtg Corp		11/05/2020	10,000,000.00	9,992,900.00	9,991,000.00	0.250	0.280	5	11/06/2023
3137EAF2	12331	Federal Home Loan Mtg Corp		12/04/2020	15,000,000.00	14,925,000.00	14,985,150.00	0.250	0.283	33	12/04/2023
3137EAF2	12332	Federal Home Loan Mtg Corp		12/04/2020	10,000,000.00	9,950,000.00	9,990,100.00	0.250	0.283	33	12/04/2023
3137EAEX3	12405	Federal Home Loan Mtg Corp		02/26/2021	15,000,000.00	13,721,100.00	14,747,400.00	0.375	0.750	692	09/23/2025
3137EAEX3	13004	Federal Home Loan Mtg Corp		04/21/2023	25,000,000.00	22,868,500.00	22,833,314.75	0.375	4.174	692	09/23/2025
3134GW5P7	13036	Federal Home Loan Mtg Corp		05/17/2023	34,018,000.00	31,091,771.64	31,171,163.53	0.600	4.240	726	10/27/2025
3135G0V34	11657	Federal National Mtg Assn		02/08/2019	20,000,000.00	19,850,400.00	19,925,600.00	2.500	2.580	96	02/05/2024
3135G0V34	11658	Federal National Mtg Assn		02/08/2019	20,000,000.00	19,850,400.00	19,925,600.00	2.500	2.580	96	02/05/2024
3135G0V75	11788	Federal National Mtg Assn		07/08/2019	20,000,000.00	19,512,400.00	19,924,200.00	1.750	1.830	244	07/02/2024
3135G0W66	11872	Federal National Mtg Assn		10/18/2019	20,000,000.00	19,286,600.00	19,965,800.00	1.625	1.661	349	10/15/2024
3135G0W66	11875	Federal National Mtg Assn		10/18/2019	25,000,000.00	24,108,250.00	24,957,250.00	1.625	1.661	349	10/15/2024
3135G0W66	11876	Federal National Mtg Assn		10/18/2019	25,000,000.00	24,108,250.00	24,957,250.00	1.625	1.661	349	10/15/2024
3135G0W66	11918	Federal National Mtg Assn		11/22/2019	25,000,000.00	24,108,250.00	24,939,515.00	1.625	1.677	349	10/15/2024
3135G0X24	11969	Federal National Mtg Assn		01/10/2020	20,000,000.00	19,148,600.00	19,936,200.00	1.625	1.692	433	01/07/2025
3135G0X24	11970	Federal National Mtg Assn		01/10/2020	20,000,000.00	19,148,600.00	19,936,200.00	1.625	1.692	433	01/07/2025
3135G04Z3	12171	Federal National Mtg Assn		06/19/2020	20,000,000.00	18,549,800.00	19,958,600.00	0.500	0.542	594	06/17/2025
3135G04Z3	12172	Federal National Mtg Assn		06/19/2020	15,000,000.00	13,912,350.00	14,968,950.00	0.500	0.542	594	06/17/2025
3135G06G3	12299	Federal National Mtg Assn		11/12/2020	18,000,000.00	16,419,600.00	17,935,560.00	0.500	0.573	737	11/07/2025
3135G06H1	12321	Federal National Mtg Assn		11/25/2020	15,000,000.00	14,943,750.00	14,982,900.00	0.250	0.288	26	11/27/2023
3135GADM0	12907	Federal National Mtg Assn		12/20/2022	15,000,000.00	14,988,150.00	15,000,000.00	5.000	5.000	49	12/20/2023
Subtotal and Average			1,460,880,694.47		1,484,428,000.00	1,443,493,047.54	1,477,026,057.05		2.925	606	

Federal Agency Disc. -Amortizing

313384SW0	12938	Federal Home Loan Bk Disc Note		02/10/2023	50,000,000.00	49,293,000.00	47,583,444.44	4.780	5.099	100	02/09/2024
313384SW0	12939	Federal Home Loan Bk Disc Note		02/10/2023	50,000,000.00	49,293,000.00	47,583,444.44	4.780	5.099	100	02/09/2024

**Alameda County Investment Pool
Portfolio Management
Portfolio Details - Investments
October 31, 2023**

CUSIP	Investment #	Issuer	Average Balance	Purchase Date	Par Value	Market Value	Book Value	Stated Rate	YTM 365	Days to Maturity	Maturity Date
Federal Agency Disc. -Amortizing											
313384SM2	13071	Federal Home Loan Bk Disc Note		06/30/2023	50,000,000.00	49,350,000.00	48,432,291.67	5.250	5.549	91	01/31/2024
313384TH2	13072	Federal Home Loan Bk Disc Note		06/30/2023	50,000,000.00	49,216,000.00	48,286,458.33	5.250	5.554	111	02/20/2024
313384ZV4	13162	Federal Home Loan Bk Disc Note		10/26/2023	100,000,000.00	96,382,000.00	96,033,916.67	5.230	5.548	267	07/25/2024
313384RG6	13164	Federal Home Loan Bk Disc Note		10/27/2023	100,000,000.00	99,112,000.00	99,013,611.11	5.300	5.503	62	01/02/2024
313384UF4	13167	Federal Home Loan Bk Disc Note		10/31/2023	50,000,000.00	49,053,500.00	49,012,680.56	5.305	5.563	133	03/13/2024
Subtotal and Average			228,023,840.05		450,000,000.00	441,699,500.00	435,945,847.22		5.442	132	
Treasury Notes and Bonds											
912828Y87	11919	U.S. Treasury		11/22/2019	50,000,000.00	48,631,000.00	50,298,828.15	1.750	1.617	273	07/31/2024
912828Y87	11936	U.S. Treasury		12/10/2019	50,000,000.00	48,631,000.00	50,134,765.65	1.750	1.689	273	07/31/2024
91282CBM2	12408	U.S. Treasury		02/26/2021	50,000,000.00	49,240,500.00	49,699,218.75	0.125	0.329	106	02/15/2024
91282CBQ3	12409	U.S. Treasury		03/01/2021	25,000,000.00	22,554,750.00	24,630,859.38	0.500	0.802	850	02/28/2026
91282CCZ2	12520	U.S. Treasury		09/30/2021	50,000,000.00	44,640,500.00	49,666,015.64	0.875	1.012	1,064	09/30/2026
91282CAT8	12522	U.S. Treasury		09/30/2021	50,000,000.00	45,467,000.00	48,865,234.39	0.250	0.816	730	10/31/2025
91282CDB4	12537	U.S. Treasury		10/27/2021	50,000,000.00	47,769,500.00	49,742,187.50	0.625	0.801	349	10/15/2024
91282CCT6	12596	U.S. Treasury		12/21/2021	50,000,000.00	48,043,000.00	49,373,046.90	0.375	0.854	288	08/15/2024
91282CDB4	12597	U.S. Treasury		12/21/2021	50,000,000.00	47,769,500.00	49,626,953.15	0.625	0.894	349	10/15/2024
91282CCT6	12606	U.S. Treasury		12/23/2021	50,000,000.00	48,043,000.00	49,349,609.40	0.375	0.873	288	08/15/2024
91282CDV0	12634	U.S. Treasury		01/31/2022	50,000,000.00	49,441,500.00	49,679,687.50	0.875	1.200	91	01/31/2024
Subtotal and Average			616,260,417.11		525,000,000.00	500,231,250.00	521,066,406.41		1.001	403	
Treasury Discounts -Amortizing											
912796ZY8	13101	Treasury Bill		07/31/2023	50,000,000.00	49,373,500.00	48,700,229.17	5.258	5.549	85	01/25/2024
912797HX8	13137	Treasury Bill		09/27/2023	50,000,000.00	49,543,000.00	49,285,972.22	5.300	5.527	62	01/02/2024
912797HX8	13138	Treasury Bill		09/27/2023	50,000,000.00	49,543,000.00	49,285,972.22	5.300	5.527	62	01/02/2024
Subtotal and Average			147,272,173.61		150,000,000.00	148,459,500.00	147,272,173.61		5.534	70	
Agency Callables (Aaa/AA+)											
31422XXL1	12698	Farmer Mac		04/28/2022	25,000,000.00	24,059,500.00	25,000,000.00	3.050	3.051	635	07/28/2025
31422XXG2	12700	Farmer Mac		04/26/2022	15,000,000.00	13,995,000.00	15,000,000.00	3.100	3.100	1,272	04/26/2027
31422XN40	12837	Farmer Mac		11/01/2022	15,000,000.00	14,726,250.00	15,000,000.00	5.050	5.050	1,461	11/01/2027
31422XN40	12838	Farmer Mac		11/01/2022	15,000,000.00	14,726,250.00	15,000,000.00	5.050	5.050	1,461	11/01/2027
31422XQ62	12855	Farmer Mac		11/22/2022	20,000,000.00	19,782,800.00	20,000,000.00	5.300	5.300	933	05/22/2026
31422X3A8	13038	Farmer Mac		05/19/2023	25,000,000.00	23,901,750.00	25,000,000.00	4.250	4.250	1,661	05/19/2028
31422X4B5	13061	Farmer Mac		06/16/2023	15,000,000.00	14,578,350.00	15,000,000.00	4.850	4.850	1,689	06/16/2028
31422X4V1	13079	Farmer Mac		07/12/2023	15,000,000.00	14,840,550.00	15,000,000.00	5.970	5.970	1,715	07/12/2028

**Alameda County Investment Pool
Portfolio Management
Portfolio Details - Investments
October 31, 2023**

CUSIP	Investment #	Issuer	Average Balance	Purchase Date	Par Value	Market Value	Book Value	Stated Rate	YTM	Days to 365 Maturity	Maturity Date
Agency Callables (Aaa/AA+)											
31422X4V1	13080	Farmer Mac		07/12/2023	2,000,000.00	1,978,740.00	2,000,000.00	5.970	5.970	1,715	07/12/2028
31422X5E8	13091	Farmer Mac		07/28/2023	15,000,000.00	14,637,900.00	15,000,000.00	5.000	5.001	1,703	06/30/2028
31422X5N8	13094	Farmer Mac		07/28/2023	15,000,000.00	14,836,500.00	15,000,000.00	5.550	5.550	1,729	07/26/2028
31422X5N8	13095	Farmer Mac		07/28/2023	10,000,000.00	9,891,000.00	10,000,000.00	5.550	5.550	1,729	07/26/2028
31422X6C1	13110	Farmer Mac		08/18/2023	25,000,000.00	24,768,550.00	25,000,000.00	5.150	5.150	1,752	08/18/2028
31422X6P2	13120	Farmer Mac		09/05/2023	15,000,000.00	14,747,400.00	15,000,000.00	5.250	5.252	1,678	06/05/2028
31424WAO5	13152	Farmer Mac		10/12/2023	20,000,000.00	20,000,000.00	20,000,000.00	5.600	5.604	1,792	09/27/2028
31424WAL6	13158	Farmer Mac		10/18/2023	19,300,000.00	19,265,260.00	19,258,848.11	5.720	5.810	1,080	10/16/2026
3133EMYD8	12441	Federal Farm Credit Bank		05/06/2021	15,000,000.00	13,770,000.00	15,000,000.00	0.850	0.850	733	11/03/2025
3133EMZS4	12447	Federal Farm Credit Bank		05/18/2021	10,000,000.00	9,005,100.00	10,000,000.00	0.900	0.900	929	05/18/2026
3133ENEJ5	12564	Federal Farm Credit Bank		11/18/2021	25,000,000.00	23,858,750.00	24,971,250.00	0.875	0.914	383	11/18/2024
3133ENHW3	12603	Federal Farm Credit Bank		12/23/2021	25,000,000.00	23,370,000.00	25,000,000.00	1.170	1.170	600	06/23/2025
3133ENPG9	12642	Federal Farm Credit Bank		02/15/2022	15,000,000.00	14,342,250.00	14,959,950.00	1.750	1.842	471	02/14/2025
3133EMYD8	12987	Federal Farm Credit Bank		04/14/2023	6,260,000.00	5,746,680.00	5,758,448.80	0.850	4.192	733	11/03/2025
3130AKN85	12367	Federal Home Loan Bank		01/20/2021	20,000,000.00	18,067,600.00	19,974,000.00	0.550	0.576	811	01/20/2026
3130AKVY9	12373	Federal Home Loan Bank		01/29/2021	10,000,000.00	9,018,500.00	10,000,000.00	0.520	0.520	820	01/29/2026
3130AKVN3	12374	Federal Home Loan Bank		01/29/2021	5,000,000.00	4,509,250.00	5,000,000.00	0.520	0.520	820	01/29/2026
3130AKUS3	12377	Federal Home Loan Bank		01/29/2021	15,450,000.00	13,928,638.50	15,442,275.00	0.500	0.510	819	01/28/2026
3130AKMD5	12378	Federal Home Loan Bank		01/29/2021	4,980,000.00	4,490,665.20	4,976,324.76	0.500	0.515	817	01/26/2026
3130AKXB7	12391	Federal Home Loan Bank		02/11/2021	10,000,000.00	9,020,700.00	10,000,000.00	0.580	0.580	833	02/11/2026
3130AKXB7	12392	Federal Home Loan Bank		02/11/2021	20,000,000.00	18,041,400.00	20,000,000.00	0.580	0.580	833	02/11/2026
3130AKWA0	12393	Federal Home Loan Bank		02/12/2021	13,000,000.00	11,708,970.00	12,979,200.00	0.520	0.552	834	02/12/2026
3130AKXQ4	12394	Federal Home Loan Bank		02/12/2021	15,000,000.00	13,535,700.00	15,000,000.00	0.600	0.600	834	02/12/2026
3130AKVR4	12395	Federal Home Loan Bank		02/12/2021	20,000,000.00	18,026,600.00	20,000,000.00	0.550	0.550	834	02/12/2026
3130AL3S1	12397	Federal Home Loan Bank		02/17/2021	10,000,000.00	9,023,800.00	10,000,000.00	0.625	0.625	839	02/17/2026
3130ALEM2	12403	Federal Home Loan Bank		02/25/2021	15,000,000.00	13,576,800.00	15,000,000.00	0.790	0.790	847	02/25/2026
3130AKZ25	12406	Federal Home Loan Bank		02/26/2021	10,000,000.00	9,020,100.00	10,000,000.00	0.650	0.650	848	02/26/2026
3130ALJ70	12413	Federal Home Loan Bank		03/12/2021	10,000,000.00	9,816,100.00	10,000,000.00	0.400	0.400	132	03/12/2024
3130ALGJ7	12419	Federal Home Loan Bank		03/23/2021	20,000,000.00	18,144,000.00	20,000,000.00	1.000	1.000	873	03/23/2026
3130ALGJ7	12420	Federal Home Loan Bank		03/23/2021	9,250,000.00	8,391,600.00	9,250,000.00	1.000	1.000	873	03/23/2026
3130ALVS0	12436	Federal Home Loan Bank		04/27/2021	15,000,000.00	14,121,300.00	15,000,000.00	0.620	0.620	453	01/27/2025
3130AMAG7	12437	Federal Home Loan Bank		04/29/2021	10,000,000.00	9,051,600.00	10,000,000.00	1.050	1.050	910	04/29/2026
3130AMUP5	12466	Federal Home Loan Bank		06/23/2021	15,000,000.00	14,167,650.00	15,000,000.00	0.500	0.500	418	12/23/2024
3130AMU75	12476	Federal Home Loan Bank		06/30/2021	10,000,000.00	8,988,400.00	10,000,000.00	1.000	1.000	968	06/26/2026
3130ANSC53	12494	Federal Home Loan Bank		08/30/2021	15,000,000.00	13,388,550.00	15,000,000.00	1.000	1.000	1,029	08/26/2026
3130ANWK24	12495	Federal Home Loan Bank		08/30/2021	25,000,000.00	23,470,000.00	25,000,000.00	0.650	0.650	483	02/26/2025

**Alameda County Investment Pool
Portfolio Management
Portfolio Details - Investments
October 31, 2023**

CUSIP	Investment #	Issuer	Average Balance	Purchase Date	Par Value	Market Value	Book Value	Stated Rate	YTM	Days to 365 Maturity	Maturity Date
Agency Callables (Aaa/AA+)											
3130ANWG1	12496	Federal Home Loan Bank		08/30/2021	25,000,000.00	23,986,750.00	25,000,000.00	0.500	0.500	299	08/26/2024
3130ANWJ5	12497	Federal Home Loan Bank		08/30/2021	25,000,000.00	23,227,500.00	25,000,000.00	0.720	0.720	587	06/10/2025
3130ANU32	12516	Federal Home Loan Bank		09/22/2021	10,000,000.00	8,938,200.00	9,995,000.00	1.000	1.010	1,056	09/22/2026
3130APDL6	12521	Federal Home Loan Bank		09/30/2021	15,000,000.00	13,926,300.00	15,000,000.00	0.800	0.800	607	06/30/2025
3130APJ89	12538	Federal Home Loan Bank		10/28/2021	10,000,000.00	9,550,200.00	10,000,000.00	0.700	0.700	362	10/28/2024
3130APLB9	12539	Federal Home Loan Bank		10/28/2021	10,000,000.00	9,548,900.00	10,000,000.00	0.850	0.850	362	10/28/2024
3130APLB9	12540	Federal Home Loan Bank		10/28/2021	10,000,000.00	9,548,900.00	10,000,000.00	0.850	0.850	362	10/28/2024
3130APRA5	12554	Federal Home Loan Bank		11/15/2021	25,000,000.00	23,879,500.00	25,000,000.00	1.100	1.100	380	11/15/2024
3130APRU1	12556	Federal Home Loan Bank		11/16/2021	10,000,000.00	9,645,200.00	10,000,000.00	1.000	1.000	289	08/16/2024
3130APRU1	12557	Federal Home Loan Bank		11/16/2021	25,000,000.00	24,113,000.00	25,000,000.00	1.000	1.000	289	08/16/2024
3130APLJ2	12560	Federal Home Loan Bank		11/17/2021	15,000,000.00	14,964,450.00	15,000,000.00	0.500	0.500	16	11/17/2023
3130APNH4	12561	Federal Home Loan Bank		11/18/2021	10,000,000.00	9,231,200.00	10,000,000.00	1.200	1.200	748	11/18/2025
3130APQG3	12562	Federal Home Loan Bank		11/18/2021	20,000,000.00	18,462,400.00	20,000,000.00	1.200	1.200	748	11/18/2025
3130APRE7	12563	Federal Home Loan Bank		11/18/2021	25,000,000.00	23,602,250.00	25,000,000.00	1.010	1.010	475	02/18/2025
3130APBR5	12570	Federal Home Loan Bank		11/19/2021	14,950,000.00	14,113,996.00	14,804,237.50	0.650	0.967	433	01/07/2025
3130APVJ1	12571	Federal Home Loan Bank		11/23/2021	15,000,000.00	13,481,250.00	15,000,000.00	1.500	1.500	1,118	11/23/2026
3130APUP8	12572	Federal Home Loan Bank		11/23/2021	25,000,000.00	24,043,750.00	25,000,000.00	0.750	0.750	296	08/23/2024
3130APWH4	12574	Federal Home Loan Bank		11/24/2021	15,000,000.00	14,959,050.00	15,000,000.00	0.750	0.750	21	11/22/2023
3130APWM3	12581	Federal Home Loan Bank		11/30/2021	10,000,000.00	9,536,200.00	10,000,000.00	1.050	1.050	390	11/25/2024
3130APWE1	12582	Federal Home Loan Bank		11/30/2021	15,000,000.00	13,478,700.00	15,000,000.00	1.500	1.500	1,120	11/25/2026
3130APWV3	12583	Federal Home Loan Bank		11/30/2021	25,000,000.00	23,840,500.00	25,000,000.00	1.050	1.050	390	11/25/2024
3130APW43	12585	Federal Home Loan Bank		12/02/2021	8,125,000.00	7,300,393.75	8,123,375.00	1.500	1.504	1,127	12/02/2026
3130APW84	12586	Federal Home Loan Bank		12/03/2021	10,000,000.00	8,984,200.00	9,997,500.00	1.500	1.505	1,128	12/03/2026
3130APXL4	12589	Federal Home Loan Bank		12/10/2021	25,000,000.00	23,847,000.00	24,993,750.00	1.100	1.108	405	12/10/2024
3130APXT7	12594	Federal Home Loan Bank		12/17/2021	10,000,000.00	9,001,800.00	10,000,000.00	1.600	1.600	1,142	12/17/2026
3130AQ4D2	12602	Federal Home Loan Bank		12/23/2021	7,650,000.00	7,287,390.00	7,650,000.00	1.250	1.250	419	12/24/2024
3130AQ2Z5	12607	Federal Home Loan Bank		12/27/2021	25,000,000.00	22,947,500.00	25,000,000.00	1.500	1.500	877	03/27/2026
3130AQ7M9	12608	Federal Home Loan Bank		12/27/2021	25,000,000.00	23,392,500.00	25,000,000.00	1.250	1.250	604	06/27/2025
3130AQFC2	12609	Federal Home Loan Bank		12/27/2021	25,000,000.00	23,993,500.00	24,993,750.00	1.000	1.009	331	09/27/2024
3130AQ6F5	12610	Federal Home Loan Bank		12/28/2021	10,000,000.00	9,925,300.00	10,000,000.00	0.800	0.800	57	12/28/2023
3130AQQA29	12611	Federal Home Loan Bank		12/28/2021	15,000,000.00	14,148,900.00	15,000,000.00	1.230	1.230	513	03/28/2025
3130AQDR1	12613	Federal Home Loan Bank		12/30/2021	25,000,000.00	24,260,750.00	25,000,000.00	1.000	1.000	240	06/28/2024
3130AQDQ3	12614	Federal Home Loan Bank		12/30/2021	15,000,000.00	14,025,000.00	15,000,000.00	1.220	1.220	607	06/30/2025
3130AQ5S8	12615	Federal Home Loan Bank		12/30/2021	25,000,000.00	23,386,750.00	25,000,000.00	1.250	1.250	607	06/30/2025
3130AQFD0	12616	Federal Home Loan Bank		12/30/2021	25,000,000.00	23,749,500.00	25,000,000.00	1.060	1.060	425	12/30/2024
3130AQGY3	12617	Federal Home Loan Bank		12/30/2021	25,000,000.00	23,992,500.00	25,000,000.00	1.030	1.030	334	09/30/2024

**Alameda County Investment Pool
Portfolio Management
Portfolio Details - Investments
October 31, 2023**

CUSIP	Investment #	Issuer	Average Balance	Purchase Date	Par Value	Market Value	Book Value	Stated Rate	YTM	Days to 365 Maturity	Maturity Date
Agency Callables (Aaa/AA+)											
3130AQFW8	12618	Federal Home Loan Bank		12/30/2021	25,000,000.00	23,985,500.00	25,000,000.00	1.000	1.000	334	09/30/2024
3130AQJ38	12629	Federal Home Loan Bank		01/25/2022	10,000,000.00	9,675,000.00	10,000,000.00	1.050	1.050	267	07/25/2024
3130AQGT4	12631	Federal Home Loan Bank		01/28/2022	15,000,000.00	14,227,350.00	14,857,500.00	1.100	1.429	439	01/13/2025
3130AQM83	12632	Federal Home Loan Bank		01/28/2022	4,185,000.00	3,809,982.15	4,164,261.00	1.600	1.716	999	07/27/2026
3130AQU78	12645	Federal Home Loan Bank		02/17/2022	10,000,000.00	9,055,800.00	10,000,000.00	2.010	2.010	1,204	02/17/2027
3130AQM2	12647	Federal Home Loan Bank		02/25/2022	10,000,000.00	9,526,600.00	10,000,000.00	1.750	1.750	482	02/25/2025
3130AQUY7	12648	Federal Home Loan Bank		02/25/2022	10,000,000.00	9,061,900.00	10,000,000.00	2.050	2.050	1,212	02/25/2027
3130AQT78	12652	Federal Home Loan Bank		02/28/2022	15,000,000.00	14,285,400.00	15,000,000.00	1.750	1.750	485	02/28/2025
3130AMU67	12666	Federal Home Loan Bank		03/21/2022	20,000,000.00	19,350,800.00	19,238,220.00	0.400	2.128	240	06/28/2024
3130ARGC9	12667	Federal Home Loan Bank		03/25/2022	10,000,000.00	9,199,900.00	10,000,000.00	2.550	2.550	1,240	03/25/2027
3130ARBC4	12668	Federal Home Loan Bank		03/28/2022	5,000,000.00	4,928,950.00	5,000,000.00	2.000	2.000	148	03/28/2024
3130ARAE1	12670	Federal Home Loan Bank		03/25/2022	25,000,000.00	23,751,250.00	25,000,000.00	2.100	2.100	602	06/25/2025
3130ARFQ9	12671	Federal Home Loan Bank		04/05/2022	25,000,000.00	22,998,250.00	25,000,000.00	2.610	2.610	1,251	04/05/2027
3130ARC41	12674	Federal Home Loan Bank		03/30/2022	15,000,000.00	14,369,700.00	15,000,000.00	2.320	2.320	510	03/25/2025
3130ARFG1	12675	Federal Home Loan Bank		03/30/2022	10,000,000.00	9,153,700.00	10,000,000.00	2.400	2.400	1,240	03/25/2027
3130ARJW2	12677	Federal Home Loan Bank		04/22/2022	15,000,000.00	14,486,250.00	15,000,000.00	3.000	3.000	538	04/22/2025
3130ARL33	12682	Federal Home Loan Bank		04/21/2022	20,000,000.00	19,204,600.00	20,000,000.00	3.000	3.001	659	08/21/2025
3130ARDV0	12691	Federal Home Loan Bank		04/08/2022	10,000,000.00	9,320,300.00	10,000,000.00	3.000	3.000	1,240	03/25/2027
3130ARPZ8	12697	Federal Home Loan Bank		04/28/2022	25,000,000.00	24,097,000.00	25,000,000.00	3.150	3.151	635	07/28/2025
3130ARUV1	12706	Federal Home Loan Bank		04/27/2022	25,000,000.00	23,994,500.00	25,000,000.00	3.100	3.100	726	10/27/2025
3130ARYU9	12740	Federal Home Loan Bank		05/23/2022	10,000,000.00	9,919,800.00	10,000,000.00	3.000	3.002	114	02/23/2024
3130AS3H0	12741	Federal Home Loan Bank		05/26/2022	25,000,000.00	24,768,750.00	25,000,000.00	2.625	2.626	117	02/26/2024
3130ASKE8	12754	Federal Home Loan Bank		06/28/2022	15,000,000.00	14,947,050.00	15,000,000.00	3.300	3.300	57	12/28/2023
3130ASKJ7	12756	Federal Home Loan Bank		06/28/2022	20,000,000.00	19,726,400.00	20,000,000.00	3.500	3.500	240	06/28/2024
3130ASZD4	12787	Federal Home Loan Bank		08/30/2022	15,000,000.00	14,679,000.00	14,998,500.00	4.130	4.134	666	08/28/2025
3130ASYZ6	12789	Federal Home Loan Bank		08/30/2022	25,000,000.00	24,386,250.00	25,000,000.00	4.000	4.000	666	08/28/2025
3130ASYSR4	12806	Federal Home Loan Bank		09/27/2022	25,000,000.00	24,386,250.00	24,610,000.00	4.000	4.576	666	08/28/2025
3130ATDV6	12814	Federal Home Loan Bank		09/30/2022	10,000,000.00	9,760,500.00	10,000,000.00	5.000	5.000	1,429	09/30/2027
3130ATXX0	12864	Federal Home Loan Bank		11/30/2022	25,000,000.00	24,903,750.00	25,000,000.00	5.000	5.001	205	05/24/2024
3130AU2C7	12885	Federal Home Loan Bank		12/06/2022	15,000,000.00	14,950,050.00	15,000,000.00	5.300	5.300	401	12/06/2024
3130AU5Q3	12896	Federal Home Loan Bank		12/13/2022	20,000,000.00	19,889,260.00	20,000,000.00	5.200	5.205	317	09/13/2024
3130AUNX8	12920	Federal Home Loan Bank		01/25/2023	15,000,000.00	14,965,500.00	15,000,000.00	5.000	5.003	112	02/21/2024
3130AUNQ3	12922	Federal Home Loan Bank		01/26/2023	20,000,000.00	19,945,400.00	20,000,000.00	5.000	5.003	112	02/21/2024
3130AUGJ7	12926	Federal Home Loan Bank		01/30/2023	15,000,000.00	14,869,650.00	15,000,000.00	5.020	5.020	817	01/26/2026
3130AUNY6	12928	Federal Home Loan Bank		01/30/2023	10,000,000.00	9,901,100.00	10,000,000.00	5.125	5.125	635	07/28/2025
3130AUW42	12945	Federal Home Loan Bank		02/16/2023	10,000,000.00	9,971,100.00	10,000,000.00	5.160	5.160	107	02/16/2024

**Alameda County Investment Pool
Portfolio Management
Portfolio Details - Investments
October 31, 2023**

CUSIP	Investment #	Issuer	Average Balance	Purchase Date	Par Value	Market Value	Book Value	Stated Rate	YTM	Days to 365 Maturity	Maturity Date
Agency Callables (Aaa/AA+)											
3130AV5F5	12957	Federal Home Loan Bank		03/07/2023	10,000,000.00	9,977,800.00	10,000,000.00	5.450	5.457	219	06/07/2024
3130AVBR2	12958	Federal Home Loan Bank		03/08/2023	20,375,000.00	20,345,048.75	20,375,000.00	5.510	5.514	152	04/01/2024
3130AVA36	12959	Federal Home Loan Bank		03/08/2023	15,000,000.00	14,980,200.00	15,000,000.00	5.500	5.504	152	04/01/2024
3130AVGL0	12982	Federal Home Loan Bank		04/03/2023	10,000,000.00	9,992,300.00	10,000,000.00	5.250	5.261	63	01/03/2024
3130AQZT3	12993	Federal Home Loan Bank		04/18/2023	8,395,000.00	7,772,846.55	7,943,181.10	2.750	4.266	1,223	03/08/2027
3130ANED8	12994	Federal Home Loan Bank		04/19/2023	18,850,000.00	16,876,970.50	16,998,741.50	1.000	4.246	999	07/27/2026
3130AQV26	12996	Federal Home Loan Bank		04/20/2023	25,000,000.00	24,213,000.00	23,921,354.25	1.610	4.898	308	09/04/2024
3130AVR46	13002	Federal Home Loan Bank		04/21/2023	20,000,000.00	19,960,000.00	20,000,000.00	5.300	5.304	198	05/17/2024
3130AVT51	13010	Federal Home Loan Bank		04/25/2023	20,000,000.00	19,947,200.00	20,000,000.00	5.300	5.304	203	05/22/2024
3130AMU75	13021	Federal Home Loan Bank		05/02/2023	5,000,000.00	4,494,200.00	4,538,600.00	1.000	4.155	968	06/26/2026
3130AL5A8	13022	Federal Home Loan Bank		05/02/2023	16,225,000.00	14,145,279.50	14,407,637.75	0.900	4.100	1,213	02/26/2027
3130AVV74	13023	Federal Home Loan Bank		05/03/2023	20,000,000.00	19,966,400.00	20,000,000.00	5.280	5.284	209	05/28/2024
3130ARFM8	13034	Federal Home Loan Bank		05/16/2023	5,000,000.00	4,848,650.00	4,843,500.00	2.170	4.547	334	09/30/2024
3130AW6A3	13042	Federal Home Loan Bank		05/22/2023	20,000,000.00	19,953,800.00	20,000,000.00	5.470	5.474	230	06/18/2024
3130AWFH8	13056	Federal Home Loan Bank		06/13/2023	20,000,000.00	19,943,600.00	20,000,000.00	5.510	5.515	254	07/12/2024
3130ARTJ0	13069	Federal Home Loan Bank		06/29/2023	5,000,000.00	4,809,750.00	4,815,500.00	3.000	4.883	632	07/25/2025
3130AUV35	13078	Federal Home Loan Bank		07/06/2023	10,000,000.00	9,984,100.00	9,973,800.00	5.165	5.566	128	03/08/2024
3130ARNT4	13132	Federal Home Loan Bank		09/22/2023	5,000,000.00	4,913,050.00	4,922,500.00	4.000	5.863	1,275	04/29/2027
3130AXD62	13165	Federal Home Loan Bank		10/30/2023	15,000,000.00	14,970,600.00	15,000,000.00	7.000	7.001	3,638	10/17/2033
31422BUS7	12016	Federal Home Loan Mtg Corp		02/18/2020	25,000,000.00	23,835,500.00	25,000,000.00	1.680	1.680	475	02/18/2025
3134GVWR5	12144	Federal Home Loan Mtg Corp		05/22/2020	25,000,000.00	23,263,250.00	25,000,000.00	0.625	0.625	568	05/22/2025
3134GWND4	12199	Federal Home Loan Mtg Corp		08/12/2020	15,000,000.00	13,810,500.00	15,000,000.00	0.600	0.600	650	08/12/2025
3134GWN44	12219	Federal Home Loan Mtg Corp		09/11/2020	15,000,000.00	14,354,400.00	15,000,000.00	0.450	0.450	315	09/11/2024
3134GWUY0	12246	Federal Home Loan Mtg Corp		09/30/2020	15,000,000.00	14,139,750.00	15,000,000.00	0.400	0.400	425	12/30/2024
3134GWVJ2	12247	Federal Home Loan Mtg Corp		09/30/2020	15,000,000.00	14,312,100.00	15,000,000.00	0.400	0.400	334	09/30/2024
3134GWXX0	12248	Federal Home Loan Mtg Corp		09/30/2020	15,000,000.00	14,318,550.00	15,000,000.00	0.400	0.400	334	09/30/2024
3134GWVJ2	12249	Federal Home Loan Mtg Corp		09/30/2020	10,000,000.00	9,541,400.00	10,000,000.00	0.400	0.400	334	09/30/2024
3134GWXG6	12250	Federal Home Loan Mtg Corp		09/30/2020	10,000,000.00	9,429,800.00	10,000,000.00	0.430	0.430	425	12/30/2024
3134GWUY0	12251	Federal Home Loan Mtg Corp		09/30/2020	10,000,000.00	9,426,500.00	10,000,000.00	0.400	0.400	425	12/30/2024
3134GXBD5	12300	Federal Home Loan Mtg Corp		11/12/2020	15,000,000.00	14,589,300.00	15,000,000.00	0.360	0.360	196	05/15/2024
3134GXDZ4	12318	Federal Home Loan Mtg Corp		11/25/2020	15,000,000.00	14,226,450.00	15,000,000.00	0.450	0.450	390	11/25/2024
3134GXBM5	12319	Federal Home Loan Mtg Corp		11/25/2020	15,000,000.00	13,684,500.00	15,000,000.00	0.600	0.600	742	11/12/2025
3134GXHD9	12359	Federal Home Loan Mtg Corp		12/23/2020	10,000,000.00	9,090,400.00	10,000,000.00	0.700	0.700	783	12/23/2025
3134GXSD7	12715	Federal Home Loan Mtg Corp		05/05/2022	25,000,000.00	24,372,500.00	25,000,000.00	3.020	3.020	370	11/05/2024
3134GLL44	12779	Federal Home Loan Mtg Corp		08/12/2022	15,000,000.00	14,634,150.00	15,000,000.00	4.000	4.000	650	08/12/2025
3134GXR63	12786	Federal Home Loan Mtg Corp		08/29/2022	20,000,000.00	19,522,000.00	20,000,000.00	4.050	4.050	666	08/28/2025

**Alameda County Investment Pool
Portfolio Management
Portfolio Details - Investments
October 31, 2023**

CUSIP	Investment #	Issuer	Average Balance	Purchase Date	Par Value	Market Value	Book Value	Stated Rate	YTM	Days to 365 Maturity	Maturity Date
Agency Callables (Aaa/AA+)											
3134GXT87	12788	Federal Home Loan Mtg Corp		08/30/2022	25,000,000.00	24,501,750.00	25,000,000.00	4.000	4.000	485	02/28/2025
3134GXS88	12790	Federal Home Loan Mtg Corp		08/30/2022	10,000,000.00	9,817,000.00	10,000,000.00	4.000	4.000	485	02/28/2025
3134GXS88	12791	Federal Home Loan Mtg Corp		08/30/2022	10,000,000.00	9,817,000.00	10,000,000.00	4.000	4.000	485	02/28/2025
3134GXW34	12792	Federal Home Loan Mtg Corp		08/30/2022	20,000,000.00	19,578,200.00	20,000,000.00	4.250	4.250	666	08/28/2025
3134GXY65	12804	Federal Home Loan Mtg Corp		09/16/2022	15,000,000.00	14,618,250.00	15,000,000.00	4.250	4.250	866	03/16/2026
3134GX6A7	12827	Federal Home Loan Mtg Corp		10/25/2022	15,000,000.00	14,895,600.00	15,000,000.00	5.000	5.000	541	04/25/2025
3134GX4M3	12828	Federal Home Loan Mtg Corp		10/28/2022	10,000,000.00	9,957,800.00	10,000,000.00	5.080	5.080	359	10/25/2024
3134GY2K7	12846	Federal Home Loan Mtg Corp		11/15/2022	10,000,000.00	9,955,700.00	10,000,000.00	5.310	5.310	380	11/15/2024
3134GX7M0	12847	Federal Home Loan Mtg Corp		11/15/2022	15,000,000.00	14,919,900.00	15,000,000.00	5.150	5.150	926	05/15/2026
3134GY2A9	12850	Federal Home Loan Mtg Corp		11/17/2022	15,000,000.00	14,945,700.00	15,000,000.00	5.150	5.150	747	11/17/2025
3134GY4G4	12859	Federal Home Loan Mtg Corp		11/28/2022	25,000,000.00	24,852,750.00	25,000,000.00	5.020	5.025	299	08/26/2024
3134GY4H2	12863	Federal Home Loan Mtg Corp		11/30/2022	25,000,000.00	24,730,250.00	25,000,000.00	5.150	5.150	758	11/28/2025
3134GY7M8	12901	Federal Home Loan Mtg Corp		12/16/2022	25,000,000.00	24,774,000.00	25,000,000.00	5.270	5.273	685	09/16/2025
3134GYAA0	12908	Federal Home Loan Mtg Corp		12/20/2022	25,000,000.00	24,911,500.00	25,000,000.00	5.145	5.145	232	06/20/2024
3134GYAW2	12910	Federal Home Loan Mtg Corp		12/22/2022	25,000,000.00	24,666,750.00	25,000,000.00	5.150	5.150	964	06/22/2026
3134GXR63	12918	Federal Home Loan Mtg Corp		01/20/2023	10,000,000.00	9,761,000.00	9,871,600.00	4.050	4.577	666	08/28/2025
3134GYE24	12921	Federal Home Loan Mtg Corp		01/26/2023	10,000,000.00	9,877,800.00	10,000,000.00	5.125	5.125	817	01/26/2026
3134GYEA6	12925	Federal Home Loan Mtg Corp		01/27/2023	30,000,000.00	29,694,900.00	30,000,000.00	5.300	5.300	818	01/27/2026
3134GYF98	12927	Federal Home Loan Mtg Corp		01/30/2023	10,000,000.00	9,907,900.00	10,000,000.00	5.000	5.000	454	01/28/2025
3134GYG30	12929	Federal Home Loan Mtg Corp		01/31/2023	5,000,000.00	4,941,200.00	5,000,000.00	5.020	5.028	727	10/28/2025
3134GXRG1	12930	Federal Home Loan Mtg Corp		01/31/2023	5,000,000.00	4,827,750.00	4,852,500.00	3.050	4.422	558	05/12/2025
3134GYFT4	12936	Federal Home Loan Mtg Corp		02/07/2023	15,000,000.00	14,781,450.00	15,000,000.00	5.000	5.003	918	05/07/2026
3134GYJE3	12944	Federal Home Loan Mtg Corp		02/16/2023	25,000,000.00	24,517,250.00	25,000,000.00	5.200	5.200	1,384	08/16/2027
3134GYLU4	12973	Federal Home Loan Mtg Corp		03/17/2023	25,000,000.00	24,662,750.00	25,000,000.00	5.500	5.502	1,324	06/17/2027
3134GW6C5	12988	Federal Home Loan Mtg Corp		04/14/2023	13,955,000.00	12,310,961.45	12,485,538.50	0.800	4.022	1,092	10/28/2026
3134GWZG4	12989	Federal Home Loan Mtg Corp		04/14/2023	13,000,000.00	11,889,800.00	11,889,800.00	0.600	4.212	719	10/20/2025
3134GXR63	12991	Federal Home Loan Mtg Corp		04/17/2023	5,000,000.00	4,880,500.00	4,942,500.00	4.050	4.567	666	08/28/2025
3134GW5R3	12992	Federal Home Loan Mtg Corp		04/17/2023	11,935,000.00	10,919,450.85	10,894,268.00	0.650	4.329	726	10/27/2025
3134GYPN6	12995	Federal Home Loan Mtg Corp		04/20/2023	25,000,000.00	24,742,250.00	25,000,000.00	5.125	5.125	719	10/20/2025
3134GYPC0	13005	Federal Home Loan Mtg Corp		04/24/2023	10,000,000.00	9,974,400.00	10,000,000.00	5.375	5.375	540	04/24/2025
3134GYPY2	13011	Federal Home Loan Mtg Corp		04/26/2023	25,000,000.00	24,578,000.00	25,000,000.00	5.150	5.152	1,182	01/26/2027
3134GYQ96	13012	Federal Home Loan Mtg Corp		04/26/2023	20,000,000.00	19,719,400.00	20,000,000.00	5.450	5.450	1,272	04/26/2027
3134GYPX4	13013	Federal Home Loan Mtg Corp		04/27/2023	25,000,000.00	24,677,500.00	25,000,000.00	5.300	5.300	1,091	10/27/2026
3134GYQD7	13014	Federal Home Loan Mtg Corp		04/27/2023	25,000,000.00	24,724,250.00	25,000,000.00	5.400	5.403	999	07/27/2026
3134GYQE5	13016	Federal Home Loan Mtg Corp		04/27/2023	25,000,000.00	24,799,750.00	25,000,000.00	5.375	5.375	726	10/27/2025
3134GYQN5	13017	Federal Home Loan Mtg Corp		04/27/2023	25,000,000.00	24,625,000.00	25,000,000.00	5.500	5.500	1,456	10/27/2027

**Alameda County Investment Pool
Portfolio Management
Portfolio Details - Investments
October 31, 2023**

CUSIP	Investment #	Issuer	Average Balance	Purchase Date	Par Value	Market Value	Book Value	Stated Rate	YTM	Days to 365 Maturity	Maturity Date
Agency Callables (Aaa/AA+)											
3134GYQA3	13019	Federal Home Loan Mtg Corp		05/01/2023	10,000,000.00	9,915,800.00	10,000,000.00	5.500	5.500	912	05/01/2026
3134GYRW4	13032	Federal Home Loan Mtg Corp		05/11/2023	8,420,000.00	8,377,984.20	8,419,485.44	5.000	5.006	1,286	05/10/2027
3134GYT36	13049	Federal Home Loan Mtg Corp		06/07/2023	15,000,000.00	14,763,450.00	15,000,000.00	5.000	5.000	1,314	06/07/2027
3134GYUC4	13066	Federal Home Loan Mtg Corp		06/28/2023	15,000,000.00	14,753,700.00	15,000,000.00	5.200	5.200	1,701	06/28/2028
3134GYUZ3	13067	Federal Home Loan Mtg Corp		06/28/2023	20,000,000.00	19,778,600.00	20,000,000.00	5.350	5.350	1,335	06/28/2027
3134GYE6	13092	Federal Home Loan Mtg Corp		07/28/2023	15,000,000.00	14,943,570.00	15,000,000.00	5.625	5.625	1,363	07/26/2027
3134GXS47	13097	Federal Home Loan Mtg Corp		07/28/2023	7,000,000.00	6,847,470.00	6,863,500.00	4.200	5.198	666	08/28/2025
3134GYU0	13102	Federal Home Loan Mtg Corp		08/01/2023	25,000,000.00	24,648,500.00	25,000,000.00	5.700	5.700	1,735	08/01/2028
3134GX3A0	13117	Federal Home Loan Mtg Corp		08/23/2023	11,733,000.00	11,560,290.24	11,586,572.16	4.750	5.383	699	09/30/2025
3134H1AE3	13118	Federal Home Loan Mtg Corp		08/28/2023	15,000,000.00	14,896,200.00	15,000,000.00	5.500	5.500	1,031	08/28/2026
3134H1BJ1	13123	Federal Home Loan Mtg Corp		09/13/2023	11,375,000.00	11,243,391.25	11,369,312.50	5.600	5.612	1,778	09/13/2028
3134H1DG5	13134	Federal Home Loan Mtg Corp		09/27/2023	15,000,000.00	14,863,950.00	15,000,000.00	5.550	5.550	1,426	09/27/2027
3134H1CJ0	13141	Federal Home Loan Mtg Corp		09/28/2023	10,000,000.00	9,909,700.00	10,000,000.00	6.250	6.250	1,793	09/28/2028
3134H1FE8	13153	Federal Home Loan Mtg Corp		10/16/2023	10,000,000.00	9,988,600.00	10,000,000.00	6.000	6.000	1,080	10/16/2026
3134H1FZ1	13154	Federal Home Loan Mtg Corp		10/16/2023	20,000,000.00	19,925,800.00	20,000,000.00	5.620	5.620	1,080	10/16/2026
3134H1FY4	13157	Federal Home Loan Mtg Corp		10/18/2023	20,000,000.00	19,895,000.00	20,000,000.00	5.700	5.700	1,447	10/18/2027
3136G4XV0	12181	Federal National Mtg Assn		06/30/2020	15,000,000.00	13,909,500.00	15,000,000.00	0.730	0.730	607	06/30/2025
3136G4ZJ5	12184	Federal National Mtg Assn		07/21/2020	10,000,000.00	9,235,800.00	10,000,000.00	0.625	0.625	628	07/21/2025
3136G4A86	12185	Federal National Mtg Assn		07/21/2020	8,000,000.00	7,372,480.00	7,984,000.00	0.500	0.541	628	07/21/2025
3135G05X7	12209	Federal National Mtg Assn		08/27/2020	15,000,000.00	13,762,050.00	14,929,800.00	0.375	0.470	663	08/25/2025
3135G05X7	12210	Federal National Mtg Assn		08/27/2020	10,000,000.00	9,174,700.00	9,953,200.00	0.375	0.470	663	08/25/2025
3136G42F9	12211	Federal National Mtg Assn		08/27/2020	10,000,000.00	9,196,700.00	10,000,000.00	0.625	0.625	665	08/27/2025
3136G44U4	12265	Federal National Mtg Assn		10/20/2020	10,000,000.00	9,127,600.00	10,000,000.00	0.500	0.500	719	10/20/2025
3135G06C2	12278	Federal National Mtg Assn		10/29/2020	15,000,000.00	13,706,850.00	15,000,000.00	0.600	0.600	728	10/29/2025
3135GA2Z3	12304	Federal National Mtg Assn		11/17/2020	10,000,000.00	9,109,900.00	9,995,000.00	0.560	0.570	747	11/17/2025
3135GA3G4	12317	Federal National Mtg Assn		11/25/2020	10,000,000.00	9,469,800.00	10,000,000.00	0.400	0.400	390	11/25/2024
3135GAA76	12343	Federal National Mtg Assn		12/09/2020	20,000,000.00	18,529,600.00	20,000,000.00	0.540	0.540	586	06/09/2025
3135GABT7	12355	Federal National Mtg Assn		12/16/2020	20,000,000.00	18,502,400.00	20,000,000.00	0.500	0.500	593	06/16/2025
3135GA7L9	12356	Federal National Mtg Assn		12/16/2020	20,000,000.00	18,502,400.00	20,000,000.00	0.500	0.500	593	06/16/2025
3135G06V0	12849	Federal National Mtg Assn		11/16/2022	20,000,000.00	19,543,400.00	19,672,460.00	4.125	4.758	666	08/28/2025
3135GACY5	12856	Federal National Mtg Assn		11/25/2022	10,000,000.00	9,936,300.00	10,000,000.00	5.600	5.600	755	11/25/2025
3135GAD65	12858	Federal National Mtg Assn		11/28/2022	20,000,000.00	19,796,200.00	20,000,000.00	5.200	5.200	756	11/26/2025
3135GADS7	12911	Federal National Mtg Assn		12/23/2022	20,000,000.00	19,784,000.00	20,000,000.00	5.000	5.000	600	06/23/2025
3135G06Y4	12946	Federal National Mtg Assn		02/17/2023	10,000,000.00	9,884,100.00	10,000,000.00	5.200	5.200	839	02/17/2026
3135G07A5	12986	Federal National Mtg Assn		04/14/2023	15,000,000.00	14,959,350.00	15,000,000.00	5.260	5.264	191	05/10/2024
3135GAGL9	12990	Federal National Mtg Assn		04/17/2023	15,000,000.00	14,918,550.00	15,000,000.00	5.000	5.000	351	10/17/2024

**Alameda County Investment Pool
Portfolio Management
Portfolio Details - Investments
October 31, 2023**

CUSIP	Investment #	Issuer	Average Balance	Purchase Date	Par Value	Market Value	Book Value	Stated Rate	YTM	Days to Maturity	Maturity Date
Agency Callables (Aaa/AA+)											
3135GAHM6	13041	Federal National Mtg Assn		05/22/2023	10,000,000.00	9,850,800.00	10,000,000.00	5.000	5.000	933	05/22/2026
3135GAJN2	13160	Federal National Mtg Assn		10/20/2023	5,000,000.00	4,877,750.00	4,943,750.00	4.500	5.365	996	07/24/2026
Subtotal and Average			3,491,257,861.62		3,564,413,000.00	3,424,973,718.89	3,551,389,491.37		3.106	729	
Asset Backed Securities											
Subtotal and Average			18,196.28								
Municipal Bonds											
072024WP3	12038	Bay Area Ca Tran		03/17/2020	10,000,000.00	9,863,400.00	10,264,600.00	2.254	1.570	152	04/01/2024
072024WP3	12039	Bay Area Ca Tran		03/17/2020	10,000,000.00	9,863,400.00	10,264,600.00	2.254	1.575	152	04/01/2024
13063DC48	13155	St. of California		10/16/2023	14,060,000.00	12,183,411.80	12,292,400.23	1.700	5.090	1,553	02/01/2028
13032UB98	12692	California Health Facility		04/07/2022	1,000,000.00	983,080.00	1,000,000.00	2.670	2.671	213	06/01/2024
13032UC22	12693	California Health Facility		04/07/2022	2,715,000.00	2,611,395.60	2,715,000.00	2.991	2.992	578	06/01/2025
13032UC30	12694	California Health Facility		04/07/2022	2,500,000.00	2,359,425.00	2,500,000.00	3.044	3.045	943	06/01/2026
91412HGE7	12262	UNIVHGR		10/19/2020	9,580,000.00	8,916,489.20	9,661,525.80	0.883	0.721	561	05/15/2025
Subtotal and Average			42,750,190.43		49,855,000.00	46,780,601.60	48,698,126.03		2.469	652	
Total and Average			9,023,670,807.81		9,329,354,000.06	9,050,334,921.44	9,273,925,331.60		3.556	545	

**Alameda County Investment Pool
Transaction Activity Report
October 1, 2023 - October 31, 2023
Sorted by Fund - Transaction Date
All Funds**

Investment #	Fund	CUSIP	Inv Descrip	TransactionType	TransactionDate	Issuer	New Principal	Principal Paydowns	Interest	Total Cash
11878	100	13063DRJ9	CALIFORNIA ST,	Redemption	10/02/2023	St. of California		5,000,000.00		5,000,000.00
11878	100	13063DRJ9	CALIFORNIA ST,	Interest	10/02/2023	St. of California			60,000.00	60,000.00
11956	100	31422BQW3	FAMCA 1.74% MAT	Interest	10/02/2023	Farmer Mac			348,000.00	348,000.00
12038	100	072024WP3	BAYTRN 2.254%	Interest	10/02/2023	Bay Area Ca Tran			112,700.00	112,700.00
12039	100	072024WP3	BAYTRN 2.254%	Interest	10/02/2023	Bay Area Ca Tran			112,700.00	112,700.00
12081	100	89236TGX7	TOYOTA MOTOR	Interest	10/02/2023	Toyota Motor Credit			90,000.00	90,000.00
12246	100	3134GWUY0	FEDERAL HOME LN	Interest	10/02/2023	Federal Home Loan			30,000.00	30,000.00
12247	100	3134GWVJ2	FEDERAL HOME LN	Interest	10/02/2023	Federal Home Loan			30,000.00	30,000.00
12248	100	3134GWWX0	FEDERAL HOME LN	Interest	10/02/2023	Federal Home Loan			30,000.00	30,000.00
12249	100	3134GWVJ2	FEDERAL HOME LN	Interest	10/02/2023	Federal Home Loan			20,000.00	20,000.00
12250	100	3134GWXG6	FHLMC 0.43% MAT	Interest	10/02/2023	Federal Home Loan			21,500.00	21,500.00
12251	100	3134GWUY0	FEDERAL HOME LN	Interest	10/02/2023	Federal Home Loan			20,000.00	20,000.00
12519	100	91282CDA6	UNITED STATES	Interest	10/02/2023	U.S. Treasury			62,500.00	62,500.00
12520	100	91282CCZ2	UNITED STATES	Interest	10/02/2023	U.S. Treasury			218,750.00	218,750.00
12521	100	3130APDL6	FEDERAL HOME	Interest	10/02/2023	Federal Home Loan			60,000.00	60,000.00
12618	100	3130AQFW8	FEDERAL HOME	Interest	10/02/2023	Federal Home Loan			125,000.00	125,000.00
12814	100	3130ATDV6	FEDERAL HOME	Interest	10/02/2023	Federal Home Loan			250,000.00	250,000.00
12815	100	45906M3K5	IBRD 4.5% MAT	Interest	10/02/2023	International Bank R			337,500.00	337,500.00
12981	100	69371RS49	PACCAR FINANCIAL	Interest	10/02/2023	PACCAR Financial			378,250.00	378,250.00
13034	100	3130ARFM8	FEDERAL HOME	Interest	10/02/2023	Federal Home Loan			54,250.00	54,250.00
13034	100	3130ARFM8	FEDERAL HOME	Accr Int	10/02/2023	Federal Home Loan		13,863.89	-13,863.89	0.00
13117	100	3134GX3A0	FEDERAL HOME LN	Interest	10/02/2023	Federal Home Loan			278,658.75	278,658.75
13117	100	3134GX3A0	FEDERAL HOME LN	Accr Int	10/02/2023	Federal Home Loan		221,378.90	-221,378.90	0.00
13146	100	SYS13146	BRIDGE 4.4% MAT	Purchase	10/03/2023	Bridge Bank	25,000,000.00			-25,000,000.00
12818	100	SYS12818	BRIDGE 4.4% MAT	Redemption	10/03/2023	Bridge Bank		25,000,000.00		25,000,000.00
12818	100	SYS12818	BRIDGE 4.4% MAT	Interest	10/03/2023	Bridge Bank			82,219.68	82,219.68
12829	100	3130ATT31	FEDERAL HOME	Interest	10/03/2023	Federal Home Loan			337,500.00	337,500.00
12982	100	3130AVGL0	FEDERAL HOME	Interest	10/03/2023	Federal Home Loan			262,500.00	262,500.00
13073	100	SYS13073	EWEST 3.4% MAT	Interest	10/03/2023	East West Bank			110,416.65	110,416.65
10472	100	SYS10472	CTRSTF 0.1%	Interest	10/03/2023	CalTrust - Short Ter			154,158.62	154,158.62
13147	100	SYS13147	BRIDGE 5.6% MAT	Purchase	10/04/2023	Bridge Bank	35,000,000.00			-35,000,000.00
13146	100	SYS13146	BRIDGE 4.4% MAT	Redemption	10/04/2023	Bridge Bank		25,000,000.00		25,000,000.00
13146	100	SYS13146	BRIDGE 4.4% MAT	Interest	10/04/2023	Bridge Bank			2,777.78	2,777.78
12671	100	3130ARFQ9	FEDERAL HOME	Interest	10/05/2023	Federal Home Loan			326,250.00	326,250.00
13122	100	SYS13122	CBB 4.02% MAT	Interest	10/08/2023	Community Bank of th			46,844.44	46,844.44

**Alameda County Investment Pool
Transaction Activity Report
Sorted by Fund - Transaction Date**

Investment #	Fund	CUSIP	Inv Descrip	TransactionType	TransactionDate	Issuer	New Principal	Principal Paydowns	Interest	Total Cash
13150	100	3133EPYK5	FEDERAL FARM CR	Purchase	10/10/2023	Federal Farm Credit	10,000,000.00			-10,000,000.00
13151	100	3133EPYK5	FEDERAL FARM CR	Purchase	10/10/2023	Federal Farm Credit	20,000,000.00			-20,000,000.00
12257	100	713448FB9	PEP 0.4% MAT	Redemption	10/10/2023	Pepsi Inc.		10,000,000.00		10,000,000.00
12259	100	24422EVJ5	DEERE JOHN	Redemption	10/10/2023	John Deere		2,000,000.00		2,000,000.00
12257	100	713448FB9	PEP 0.4% MAT	Interest	10/10/2023	Pepsi Inc.			20,000.00	20,000.00
12259	100	24422EVJ5	DEERE JOHN	Interest	10/10/2023	John Deere			4,000.00	4,000.00
13031	100	SYS13031	UBOC 0.05% MAT	Interest	10/10/2023	Union Bank of Califo			208.33	208.33
12997	100	63873QF66	NATXNY 5.45% MAT	Redemption	10/11/2023	Natixis North Americ		50,000,000.00		50,000,000.00
12997	100	63873QF66	NATXNY 5.45% MAT	Interest	10/11/2023	Natixis North Americ			1,317,083.35	1,317,083.35
13152	100	31424WAQ5	FEDERAL AGRIC	Purchase	10/12/2023	Farmer Mac	20,000,000.00			-20,000,000.00
12686	100	023135CF1	AMAZON COM INC,	Interest	10/13/2023	Amazon			115,500.00	115,500.00
12687	100	023135CD6	AMAZON COM INC,	Interest	10/13/2023	Amazon			136,500.00	136,500.00
12688	100	023135CE4	AMZN 3% MAT	Interest	10/13/2023	Amazon			195,000.00	195,000.00
13155	100	13063DC48	CALIFORNIA ST,	Purchase	10/16/2023	St. of California	12,292,400.23			-12,292,400.23
13153	100	3134H1FE8	FEDERAL HOME LN	Purchase	10/16/2023	Federal Home Loan	10,000,000.00			-10,000,000.00
13154	100	3134H1FZ1	FEDERAL HOME LN	Purchase	10/16/2023	Federal Home Loan	20,000,000.00			-20,000,000.00
13156	100	458140CD0	INTEL CORP, SR NT	Purchase	10/16/2023	Intel Corp	22,629,255.59			-22,629,255.59
11872	100	3135G0W66	FNMA 1.625% MAT	Interest	10/16/2023	Federal National Mtg			162,500.00	162,500.00
11875	100	3135G0W66	FNMA 1.625% MAT	Interest	10/16/2023	Federal National Mtg			203,125.00	203,125.00
11876	100	3135G0W66	FNMA 1.625% MAT	Interest	10/16/2023	Federal National Mtg			203,125.00	203,125.00
11918	100	3135G0W66	FNMA 1.625% MAT	Interest	10/16/2023	Federal National Mtg			203,125.00	203,125.00
12160	100	98459LAA1	YALUNI 0.873% MAT	Interest	10/16/2023	Yale University			13,095.00	13,095.00
12537	100	91282CDB4	UNITED STATES	Interest	10/16/2023	U.S. Treasury			156,250.00	156,250.00
11977	100	14315XAC2	CARMX 1.3% MAT	Interest	10/16/2023	CarMax Auto Owner			59.24	59.24
11977	100	14315XAC2	CARMX 1.3% MAT	Redemption	10/16/2023	CarMax Auto Owner		37,612.79		37,612.79
12990	100	3135GAGL9	FEDERAL NATL MTG	Interest	10/17/2023	Federal National Mtg			375,000.00	375,000.00
13158	100	31424WAL6	FEDERAL AGRIC	Purchase	10/18/2023	Farmer Mac	19,258,848.11			-19,258,848.11
13157	100	3134H1FY4	FEDERAL HOME LN	Purchase	10/18/2023	Federal Home Loan	20,000,000.00			-20,000,000.00
12019	100	14043MAC5	COPAR 1.6% MAT	Interest	10/19/2023	Capital One Prime Au				0.00
12019	100	14043MAC5	COPAR 1.6% MAT	Redemption	10/19/2023	Capital One Prime Au		0.04		0.04
12043	100	14043MAC5	COPAR 1.6% MAT	Interest	10/19/2023	Capital One Prime Au				0.00
12043	100	14043MAC5	COPAR 1.6% MAT	Redemption	10/19/2023	Capital One Prime Au		0.05		0.05
13159	100	31424WAZ5	FEDERAL AGRIC	Purchase	10/20/2023	Farmer Mac	25,000,000.00			-25,000,000.00
13160	100	3135GAJN2	FEDERAL NATL MTG	Purchase	10/20/2023	Federal National Mtg	4,943,750.00			-4,943,750.00
12825	100	3130ATQ91	FEDERAL HOME	Redemption	10/20/2023	Federal Home Loan		10,750,000.00		10,750,000.00
12265	100	3136G44U4	FEDERAL NATL MTG	Interest	10/20/2023	Federal National Mtg			25,000.00	25,000.00
12825	100	3130ATQ91	FEDERAL HOME	Interest	10/20/2023	Federal Home Loan			248,593.75	248,593.75
12989	100	3134GWZG4	FEDERAL HOME LN	Interest	10/20/2023	Federal Home Loan			39,000.00	39,000.00
12995	100	3134GYPN6	FEDERAL HOME LN	Interest	10/20/2023	Federal Home Loan			640,625.00	640,625.00
13161	100	89233GGA8	TOYOTA ZERO CPN	Purchase	10/23/2023	Toyota Motor Credit	47,973,625.00			-47,973,625.00
12677	100	3130ARJW2	FEDERAL HOME	Interest	10/23/2023	Federal Home Loan			225,000.00	225,000.00

Portfolio POOL

RC

TA (PRF_TA) 7.3.11

Report Ver. 7.3.11

**Alameda County Investment Pool
Transaction Activity Report
Sorted by Fund - Transaction Date**

Investment #	Fund	CUSIP	Inv Descrip	TransactionType	TransactionDate	Issuer	New Principal	Principal Paydowns	Interest	Total Cash
12682	100	3130ARL33	FEDERAL HOME	Interest	10/23/2023	Federal Home Loan			300,000.00	300,000.00
13002	100	3130AVR46	FEDERAL HOME	Interest	10/23/2023	Federal Home Loan			530,000.00	530,000.00
12153	100	06406RAL1	BNM 2.1% MAT	Interest	10/24/2023	Bank of NY			68,670.00	68,670.00
13005	100	3134GYPC0	FEDERAL HOME LN	Interest	10/24/2023	Federal Home Loan			268,750.00	268,750.00
12955	100	63873QD76	NATXNY 5.39% MAT	Redemption	10/25/2023	Natixis North Americ		50,000,000.00		50,000,000.00
12983	100	63873QE75	NATXNY 5.42% MAT	Redemption	10/25/2023	Natixis North Americ		50,000,000.00		50,000,000.00
12827	100	3134GX6A7	FEDERAL HOME LN	Interest	10/25/2023	Federal Home Loan			375,000.00	375,000.00
12828	100	3134GX4M3	FEDERAL HOME LN	Interest	10/25/2023	Federal Home Loan			254,000.00	254,000.00
12955	100	63873QD76	NATXNY 5.39% MAT	Interest	10/25/2023	Natixis North Americ			1,744,263.90	1,744,263.90
12983	100	63873QE75	NATXNY 5.42% MAT	Interest	10/25/2023	Natixis North Americ			1,490,500.00	1,490,500.00
13010	100	3130AVT51	FEDERAL HOME	Interest	10/25/2023	Federal Home Loan			530,000.00	530,000.00
13069	100	3130ARTJ0	FEDERAL HOME	Interest	10/25/2023	Federal Home Loan			37,500.00	37,500.00
13162	100	313384ZV4	FHLBDN ZERO CPN	Purchase	10/26/2023	Federal Home Loan	96,033,916.67			-96,033,916.67
12700	100	31422XXG2	FEDERAL AGRIC	Interest	10/26/2023	Farmer Mac			232,500.00	232,500.00
13012	100	3134GYQ96	FEDERAL HOME LN	Interest	10/26/2023	Federal Home Loan			545,000.00	545,000.00
13164	100	313384RG6	FHLBDN ZERO CPN	Purchase	10/27/2023	Federal Home Loan	99,013,611.11			-99,013,611.11
12436	100	3130ALVS0	FEDERAL HOME	Interest	10/27/2023	Federal Home Loan			46,500.00	46,500.00
12706	100	3130ARUV1	FEDERAL HOME	Interest	10/27/2023	Federal Home Loan			387,500.00	387,500.00
12992	100	3134GW5R3	FHLMC 0.65% MAT	Interest	10/27/2023	Federal Home Loan			38,788.75	38,788.75
13013	100	3134GYPX4	FEDERAL HOME LN	Interest	10/27/2023	Federal Home Loan			662,500.00	662,500.00
13016	100	3134GYQE5	FEDERAL HOME LN	Interest	10/27/2023	Federal Home Loan			671,875.00	671,875.00
13017	100	3134GYQN5	FEDERAL HOME LN	Interest	10/27/2023	Federal Home Loan			687,500.00	687,500.00
13036	100	3134GW5P7	FHLMC 0.6% MAT	Interest	10/27/2023	Federal Home Loan			102,054.00	102,054.00
13036	100	3134GW5P7	FHLMC 0.6% MAT	Accr Int	10/27/2023	Federal Home Loan		11,339.33	-11,339.33	0.00
13165	100	3130AXD62	FEDERAL HOME	Purchase	10/30/2023	Federal Home Loan	15,000,000.00			-15,000,000.00
13166	100	78015JDT1	RY 5.84% MAT	Purchase	10/30/2023	Royal Bank CN	100,000,000.00			-100,000,000.00
12277	100	459058JL8	IBRD 0.5% MAT	Interest	10/30/2023	International Bank R			37,500.00	37,500.00
12278	100	3135G06C2	FEDERAL NATL MTG	Interest	10/30/2023	Federal National Mtg			45,000.00	45,000.00
12280	100	742718FL8	PROCTER &	Interest	10/30/2023	Proctor & Gamble			13,750.00	13,750.00
12437	100	3130AMAG7	FEDERAL HOME	Interest	10/30/2023	Federal Home Loan			52,500.00	52,500.00
12538	100	3130APJ89	FEDERAL HOME	Interest	10/30/2023	Federal Home Loan			35,000.00	35,000.00
12539	100	3130APLB9	FEDERAL HOME	Interest	10/30/2023	Federal Home Loan			42,500.00	42,500.00
12540	100	3130APLB9	FEDERAL HOME	Interest	10/30/2023	Federal Home Loan			42,500.00	42,500.00
12633	100	742718FL8	PROCTER &	Interest	10/30/2023	Proctor & Gamble			24,068.00	24,068.00
12697	100	3130ARPZ8	FEDERAL HOME	Interest	10/30/2023	Federal Home Loan			393,750.00	393,750.00
12698	100	31422XXL1	FEDERAL AGRIC	Interest	10/30/2023	Farmer Mac			381,250.00	381,250.00
12929	100	3134GYG30	FEDERAL HOME LN	Interest	10/30/2023	Federal Home Loan			125,500.00	125,500.00
12988	100	3134GW6C5	FEDERAL HOME LN	Interest	10/30/2023	Federal Home Loan			55,820.00	55,820.00
13132	100	3130ARNT4	FEDERAL HOME	Interest	10/30/2023	Federal Home Loan			87,500.00	87,500.00
13132	100	3130ARNT4	FEDERAL HOME	Accr Int	10/30/2023	Federal Home Loan		69,513.89	-69,513.89	0.00
13167	100	313384UF4	FHLBDN ZERO CPN	Purchase	10/31/2023	Federal Home Loan	49,012,680.56			-49,012,680.56

Portfolio POOL

RC

TA (PRF_TA) 7.3.11

Report Ver. 7.3.11

**Alameda County Investment Pool
Transaction Activity Report
Sorted by Fund - Transaction Date**

Investment #	Fund	CUSIP	Inv Descrip	TransactionType	TransactionDate	Issuer	New Principal	Principal Paydowns	Interest	Total Cash
12555	100	91282CDD0	UNITED STATES	Redemption	10/31/2023	U.S. Treasury		50,000,000.00		50,000,000.00
12681	100	91282CDD0	UNITED STATES	Redemption	10/31/2023	U.S. Treasury		50,000,000.00		50,000,000.00
12522	100	91282CAT8	UNITED STATES	Interest	10/31/2023	U.S. Treasury			62,500.00	62,500.00
12555	100	91282CDD0	UNITED STATES	Interest	10/31/2023	U.S. Treasury			93,750.00	93,750.00
12681	100	91282CDD0	UNITED STATES	Interest	10/31/2023	U.S. Treasury			93,750.00	93,750.00
12262	100	91412HGE7	UNVHGR 0.883%	Interest	11/15/2023	UNIVHGR			42,295.70	42,295.70
Totals for General Fund							651,158,087.27	328,103,708.89	18,531,004.93	-304,523,373.45
Grand Total							651,158,087.27	328,103,708.89	18,531,004.93	-304,523,373.45