



TREASURER - TAX COLLECTOR

HENRY C. LEVY
TREASURER - TAX COLLECTOR

October 30, 2023

The Honorable Board of Supervisors
County of Alameda
1221 Oak Street, 5th Floor
Oakland, CA 94612

SUBJECT: INVESTMENT REPORT – SEPTEMBER 2023

Dear Board Members:

RECOMMENDATIONS:

Accept the Treasurer-Tax Collector’s September 2023 Investment Report.

DISCUSSION/SUMMARY:

In accordance with the Treasurer’s investment policy, submitted herewith is a report of the cash pool investments for the month of September 2023. Enclosed with this report is a detailed composition of all outstanding investments by securities category as of September 30, 2023. This report reflects the market value and cost of purchase. All investments in the Treasurer’s investment portfolio conform to the statutory requirements of Government Code Section 53601 et. seq., authorities delegated by the County Board of Supervisors and the Treasurer’s investment policy.

As of September 30, 2023

| | |
|--|------------------|
| Treasurer’s Investment Pool – Book Value | \$ 8,975,327,433 |
| Treasurer’s Investment Pool – Market Value | 8,741,283,003 |
| Total Cash in Bank | 42,983,570 |
| Total interest received during the month | 13,689,759 |
| Average Maturity of the portfolio | 550 days |
| Annualized cash basis rate of return for the month | 1.87% |

Liquidity Summary of the Portfolio as of September 30, 2023

| Maturity | Amount | Percentage Held |
|----------------|------------------------|-----------------|
| 1 to 90 days | \$ 1,345,794,799 | 14.99% |
| 91 to 365 days | 2,861,120,702 | 31.88% |
| 2 years | 2,147,092,608 | 23.92% |
| 3 years | 1,421,234,301 | 15.83% |
| 4 years | 539,742,602 | 6.01% |
| 5 years | 660,342,420 | 7.36% |
| Total | \$8,975,327,433 | 100.00% |

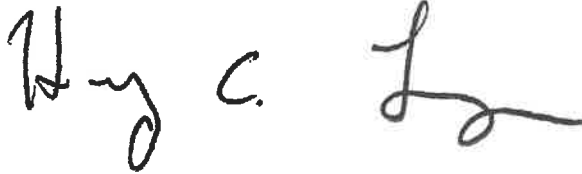
Conclusion

Based on investment activity during the month of September 2023, the Treasurer expects to meet all operating cash needs for the pool participants within the next six months from the portfolio's most liquid assets and current revenues. For your review, a copy of the Investment Status Report and transaction details for the month of September 2023 is attached and on file with the Office of the Clerk of the Board of Supervisors.

Vision 2026 Goal:

The Investment Report meets the 10x goal of **Accessible Infrastructure** in support of our shared vision of **Prosperous and Vibrant Economy**.

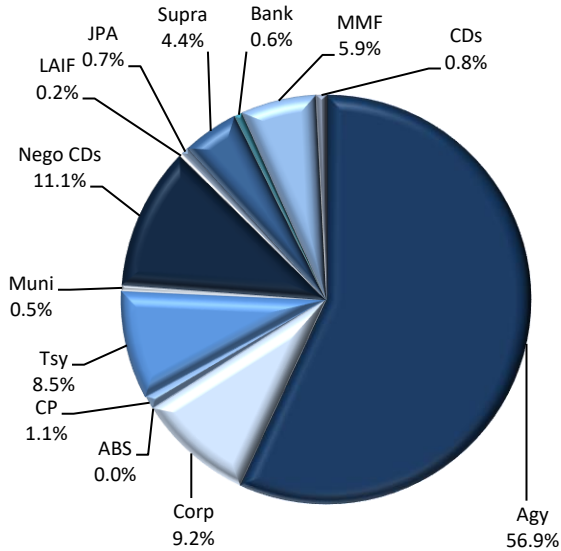
Very truly yours,

A handwritten signature in black ink, appearing to read "Henry C. Levy". The signature is written in a cursive style with a large initial "H" and a long horizontal stroke at the end.

Henry C. Levy
Treasurer – Tax Collector

cc: Susan Muranishi, County Administrator
Melissa Wilk, Auditor-Controller
School District and Special District Participants
Members of the Treasury Oversight Committee

SECTOR ALLOCATION



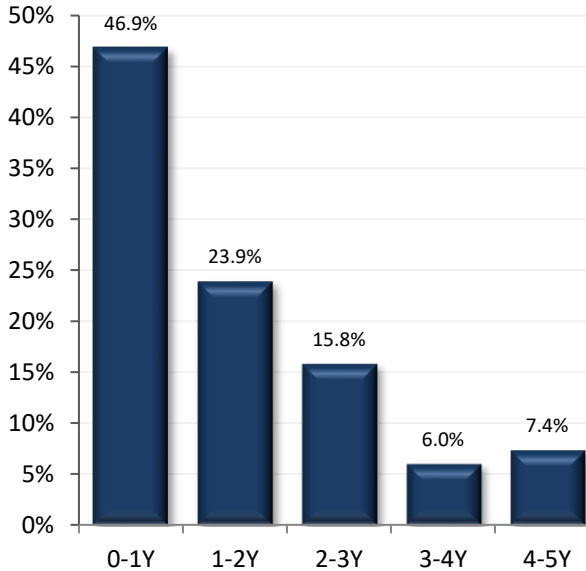
Per Book Value

ACCOUNT SUMMARY

| | 9/30/23 | 8/31/23 |
|---------------------------|-----------------|-----------------|
| Market Value | \$8,741,283,003 | \$8,674,552,405 |
| Book Value* | \$8,975,327,433 | \$8,897,867,739 |
| Unrealized G/L | -\$234,044,430 | -\$223,315,334 |
| Par Value | \$9,022,064,613 | \$8,944,017,111 |
| Net Asset Value | \$97.392 | \$97.490 |
| Book Yield | 3.40% | 3.31% |
| Years to Maturity | 1.51 | 1.48 |
| Effective Duration | 1.22 | 1.19 |

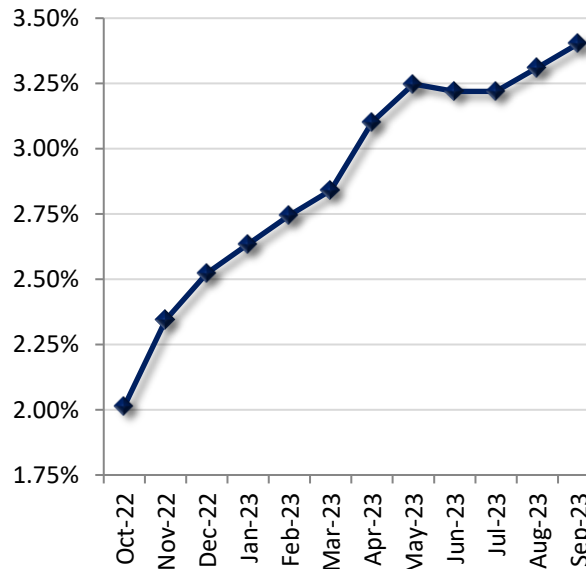
*Book Value is not Amortized

MATURITY DISTRIBUTION



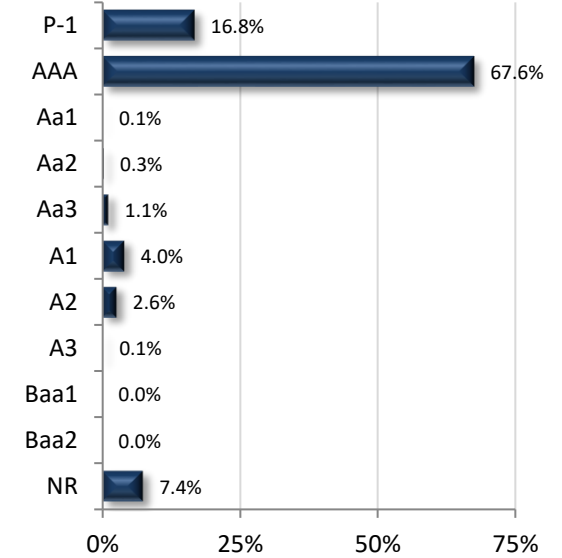
Per Book Value

PORTFOLIO BOOK YIELD HISTORY



NR: Not Rated

CREDIT QUALITY (MOODY'S)



TOP ISSUERS

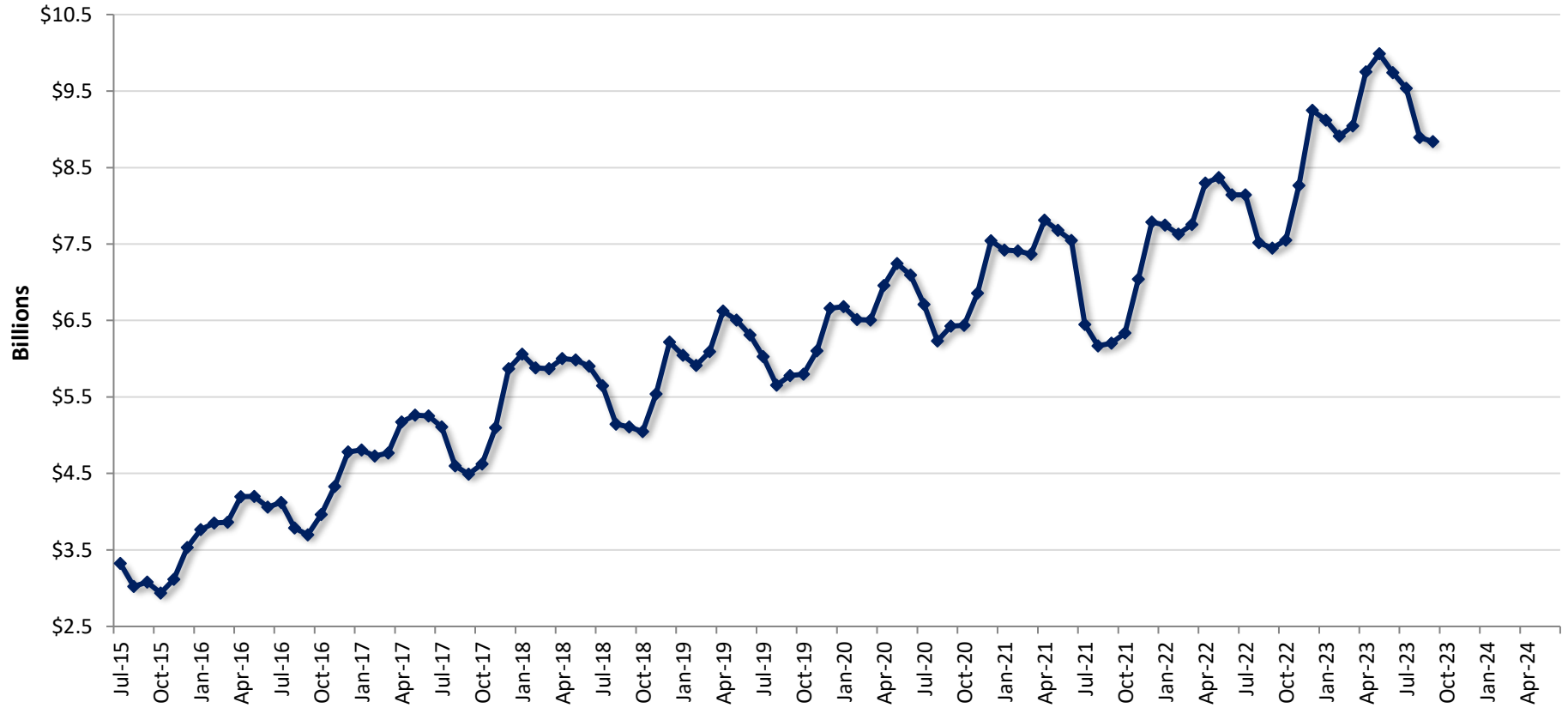
| Issuer | % Portfolio |
|--------------------------------|-------------|
| Federal Home Loan Bank | 24.0% |
| Federal Home Loan Mtg Corp | 13.9% |
| Natixis North America | 7.2% |
| U.S. Treasury | 6.9% |
| Federal National Mtg Assn | 6.3% |
| Farmer Mac | 5.6% |
| Federal Farm Credit Bank | 4.9% |
| Bank of Montreal | 3.9% |
| State Street Institutional US | 3.7% |
| International Bank Recon & D | 2.5% |
| Federal Home Loan Bk Disc Note | 2.1% |
| Treasury Bill | 1.6% |
| Toyota Motor Credit Corp | 1.6% |
| InterAmerican Development Bank | 1.2% |
| Western Asset Govt 4512 | 1.1% |

Per Book Value

| Item / Sector | Parameters | In Compliance |
|--|--|---------------|
| Weighted Average Maturity | Maximum WAM of 3.0 years | Yes 1.51 yrs |
| U.S. Treasury and Federal Agency Obligations | No sector limit; no issuer limit; max maturity 5 years | Yes 65.4% |
| Debt Issued by State of CA and Local Agencies within the State | 20% limit; 5% issuer limit; Minimum rating of A by at least one NRSRO; max maturity 5 years | Yes 0.5% |
| LAIF | Maximum amount permitted by LAIF (currently \$75 million limit) | Yes \$22 Mil |
| Joint Powers Authority (CAMP) | Max Limit: Twice the limit of LAIF deposits (currently \$150 million limit) | Yes \$20 Mil |
| Joint Powers Authority (CalTrust) | Max Limit: Twice the limit of LAIF deposits (currently \$150 million limit) | Yes \$40 Mil |
| Money Market Mutual Funds | 20% limit; 10% per fund limit; SEC registered with stable NAV; Rated AAAM or equivalent by at least two of the three rating agencies or meet advisor requirements | Yes 5.9% |
| Commercial Paper (Includes Asset Backed) | 25% sector limit; 10% combined issuer limit; Max maturity of 270 days; Rated A-1, P-1, or F-1; Total assets over \$500mm; Asset Backed CP Must have program-wide credit enhancements | Yes 1.1% |
| Negotiable CDs | 30% limit; 10% combined issuer limit; Minimum rating of A by rating agency if issued by domestic bank; Minimum rating of AA if a U.S. branch of a foreign bank; Max maturity of 1 year | Yes 11.1% |
| Collateralized/FDIC - Insured Time Deposits | Time deposits with banks and savings and loans associations located with the State, collateralized according to Government code | Yes 0.8% |
| Collateralized Money Market Bank Accounts | Deposit funds in interest-bearing active collateralized money market bank accounts | Yes 0.6% |
| Medium-Term Notes | 30% limit; 10% combined issuer limit, Max maturity 5 years; Minimum rating of A or better by two NRSRO's | Yes 9.2% |
| Asset-Backed Securities | 20% limit; 5% issuer limit; Max maturity of 5 years; Minimum rating of AA or better by rating agency | Yes 0.0% |
| Repurchase Agreement | 20% limit; Max maturity of 180 days; Must have 102% collateral; Collateral of agency and treasuries with final maturity not to exceed 5 years | Yes 0.0% |
| Supranationals | 30% limit; 15% issuer limit; Only IBRD, IFC, IADB; Max Maturity 5 years; Minimum rating of AA by a rating agency; max maturity of 5 years | Yes 4.4% |
| Floaters, Structured Notes, Derivatives | 15% limit for treasuries, agencies, and munis | Yes 0.0% |

Historical Book Values 9/30/2023

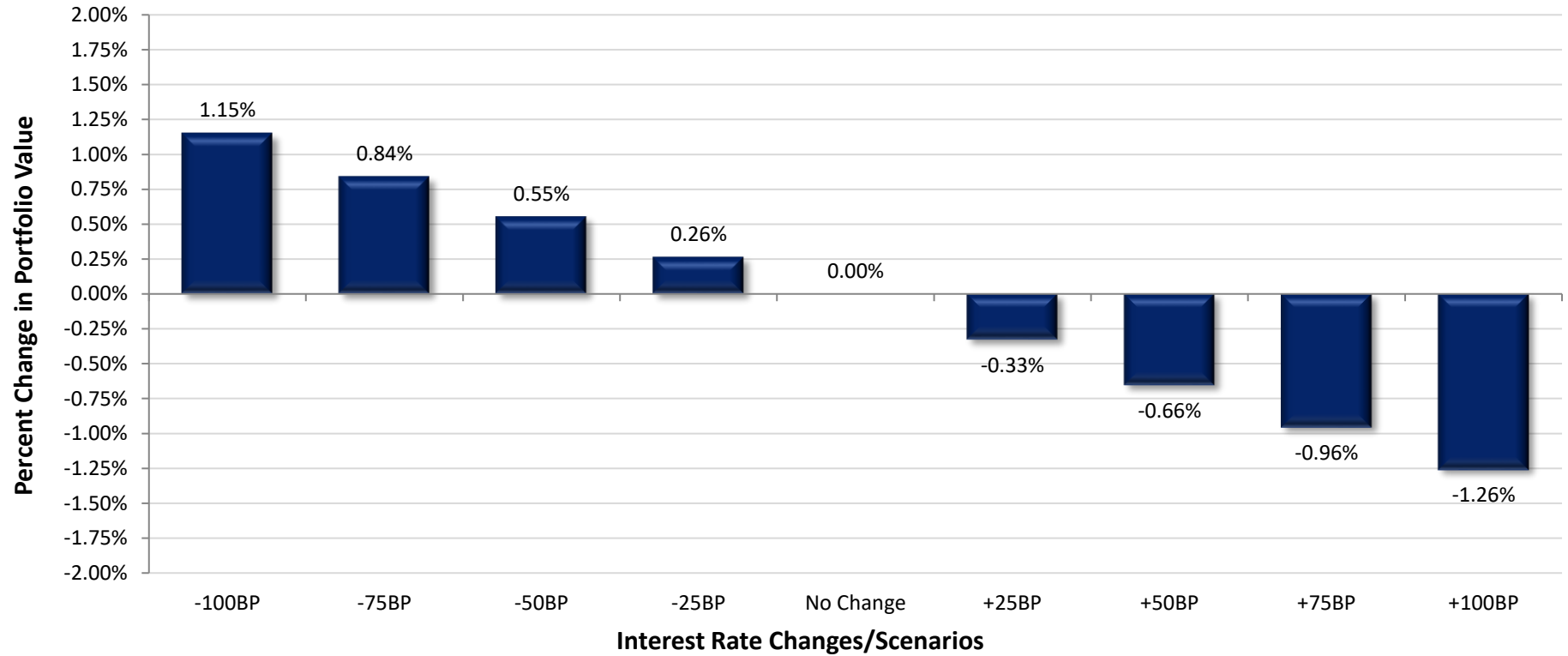
County of Alameda



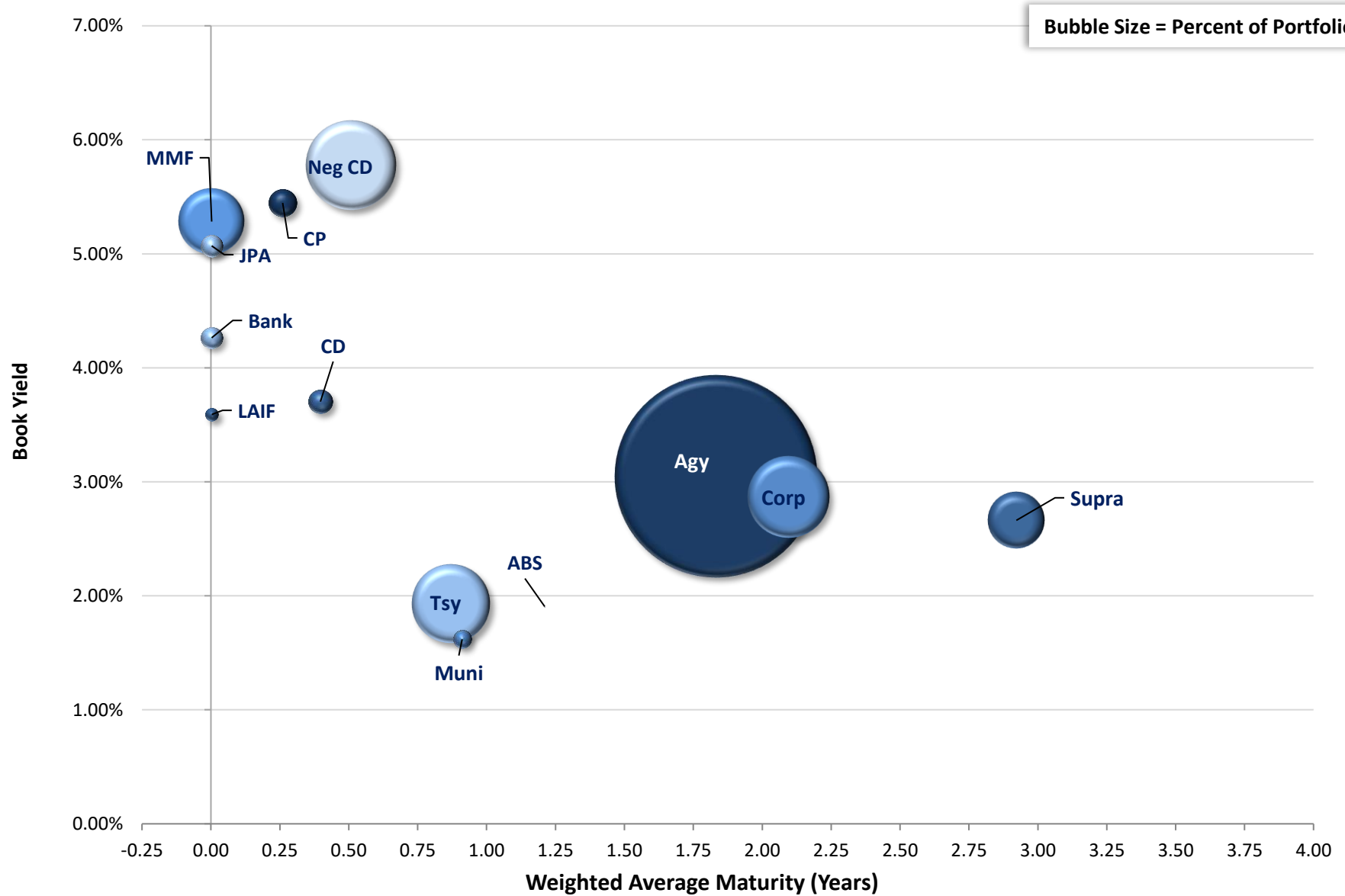
| | Jul | Aug | Sep | Oct | Nov | Dec | Jan | Feb | Mar | Apr | May | Jun |
|-------------------------|---------|---------|---------|---------|---------|---------|---------|---------|---------|---------|---------|---------|
| Fiscal Year 2016 | \$3.325 | \$3.023 | \$3.078 | \$2.936 | \$3.117 | \$3.530 | \$3.747 | \$3.852 | \$3.862 | \$4.195 | \$4.199 | \$4.060 |
| Fiscal Year 2017 | \$4.120 | \$3.786 | \$3.698 | \$3.962 | \$4.328 | \$4.781 | \$4.807 | \$4.726 | \$4.767 | \$5.174 | \$5.263 | \$5.253 |
| Fiscal Year 2018 | \$5.107 | \$4.600 | \$4.490 | \$4.625 | \$5.096 | \$5.818 | \$6.011 | \$5.881 | \$5.868 | \$6.002 | \$5.984 | \$5.901 |
| Fiscal Year 2019 | \$5.648 | \$5.146 | \$5.108 | \$5.047 | \$5.540 | \$6.217 | \$6.047 | \$5.912 | \$6.093 | \$6.626 | \$6.507 | \$6.311 |
| Fiscal Year 2020 | \$6.029 | \$5.655 | \$5.782 | \$5.797 | \$6.103 | \$6.658 | \$6.682 | \$6.513 | \$6.507 | \$6.958 | \$7.246 | \$7.096 |
| Fiscal Year 2021 | \$6.711 | \$6.231 | \$6.426 | \$6.439 | \$6.857 | \$7.543 | \$7.422 | \$7.412 | \$7.369 | \$7.811 | \$7.680 | \$7.546 |
| Fiscal Year 2022 | \$6.449 | \$6.168 | \$6.204 | \$6.335 | \$7.041 | \$7.786 | \$7.749 | \$7.630 | \$7.753 | \$8.296 | \$8.370 | \$8.141 |
| Fiscal Year 2023 | \$8.142 | \$7.519 | \$7.446 | \$7.549 | \$8.265 | \$9.247 | \$9.120 | \$8.912 | \$9.045 | \$9.752 | \$9.988 | \$9.740 |
| Fiscal Year 2024 | \$9.536 | \$8.892 | \$8.841 | | | | | | | | | |

Figures in Billions, Average Daily Balance

Instantaneous Interest Rate Changes and Approximate Change in Portfolio's Market Value

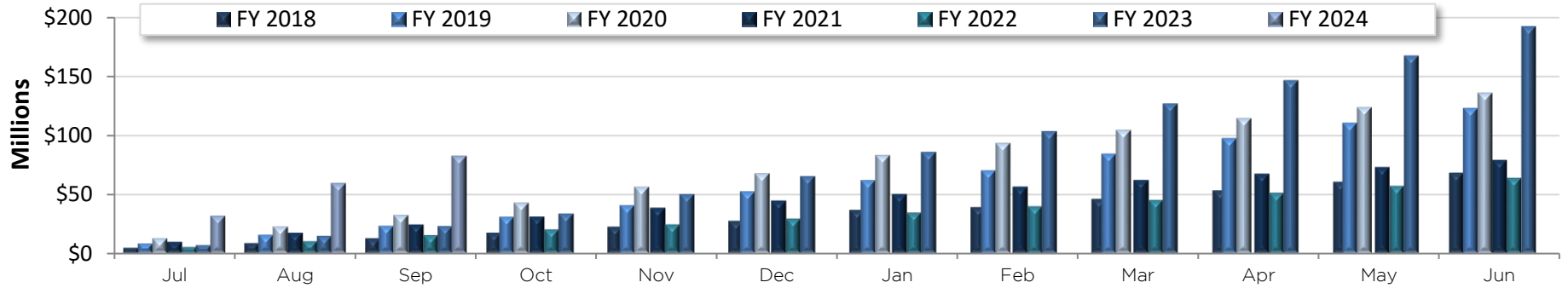


| Int. Rate Change | Portfolio Value | Value Change | Percent Change |
|-------------------|-----------------|----------------|----------------|
| -100 Basis Points | \$8,841,807,757 | \$100,524,755 | 1.15% |
| -75 Basis Points | \$8,814,666,074 | \$73,383,071 | 0.84% |
| -50 Basis Points | \$8,789,534,885 | \$48,251,882 | 0.55% |
| -25 Basis Points | \$8,764,403,696 | \$23,120,694 | 0.26% |
| No Change | \$8,741,283,003 | \$0 | 0.00% |
| +25 Basis Points | \$8,712,646,560 | -\$28,636,443 | -0.33% |
| +50 Basis Points | \$8,684,010,116 | -\$57,272,886 | -0.66% |
| +75 Basis Points | \$8,657,576,477 | -\$83,706,526 | -0.96% |
| +100 Basis Points | \$8,631,142,837 | -\$110,140,166 | -1.26% |



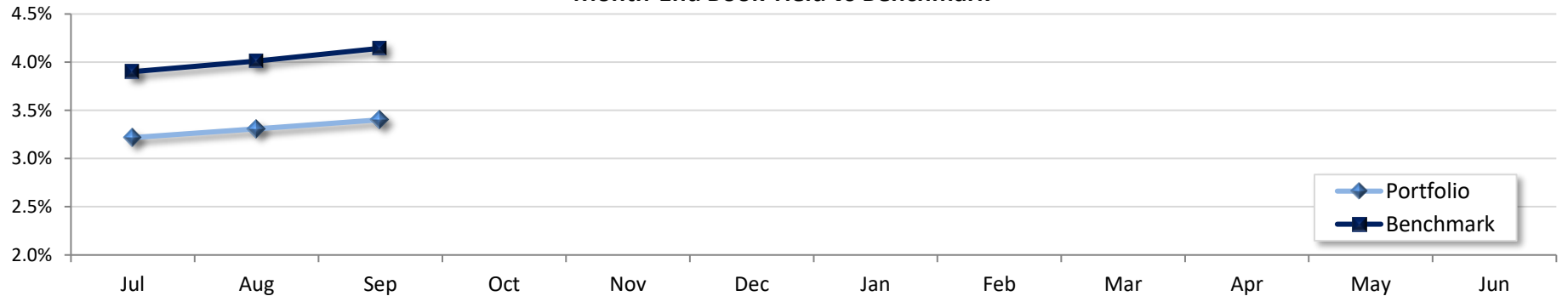
*Note: Excludes Cash Balance

Fiscal Year-to-Date Earnings



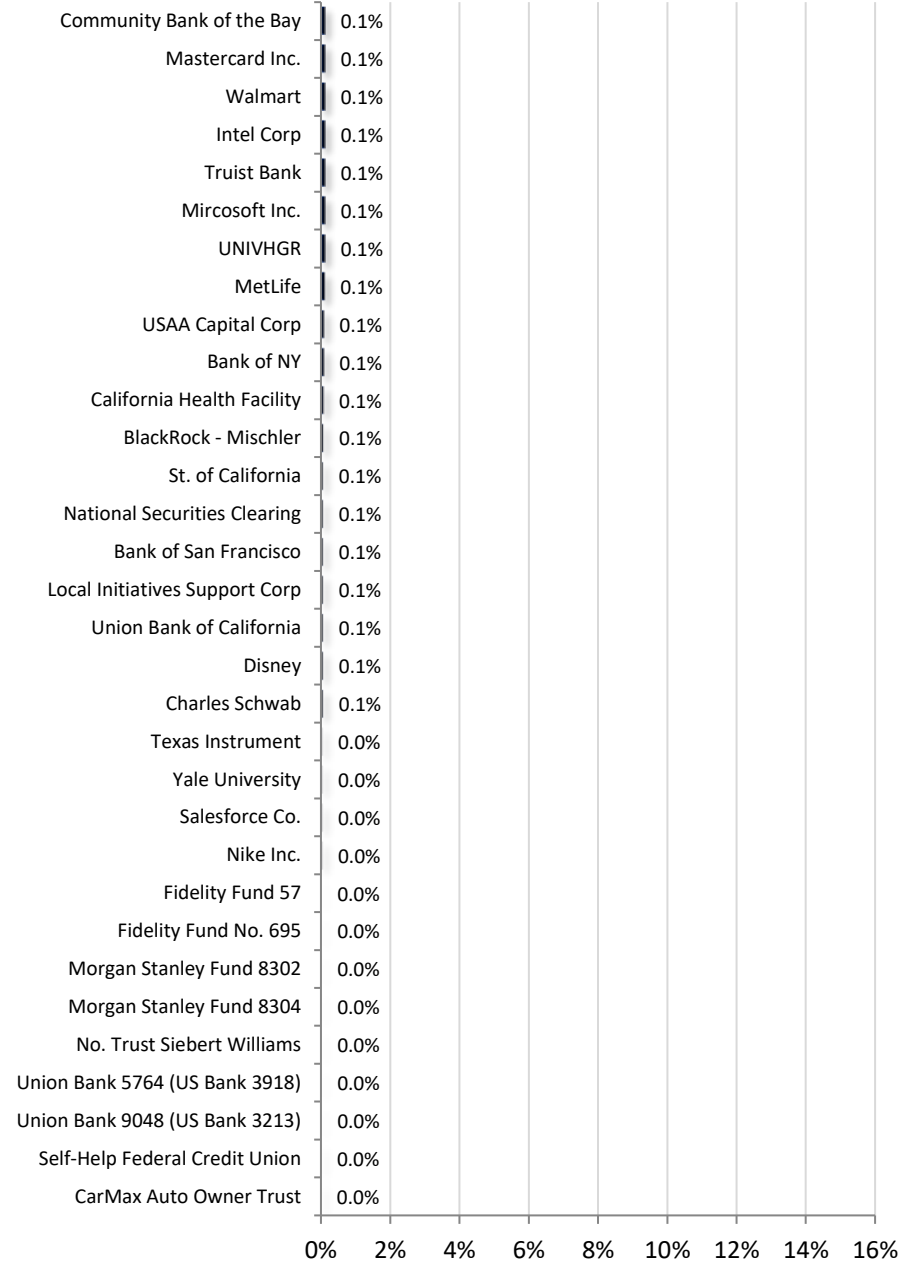
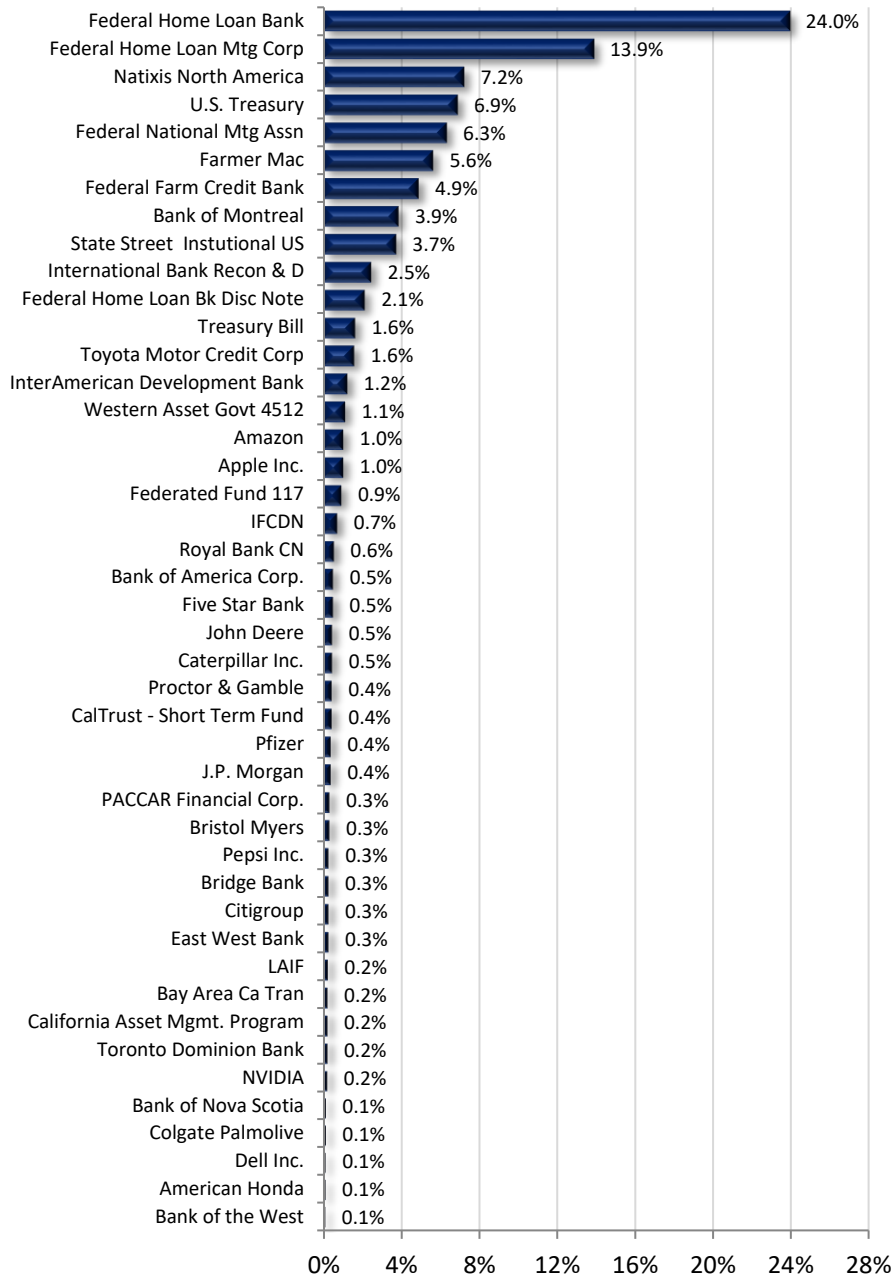
| FYTD | Jul | Aug | Sep | Oct | Nov | Dec | Jan | Feb | Mar | Apr | May | Jun | FY Return |
|---------|--------|--------|--------|--------|--------|--------|--------|---------|---------|---------|---------|---------|-----------|
| FY 2018 | \$4.6 | \$8.7 | \$12.8 | \$17.3 | \$22.4 | \$27.3 | \$36.5 | \$38.8 | \$45.9 | \$53.0 | \$60.3 | \$67.8 | 1.80% |
| FY 2019 | \$8.4 | \$15.8 | \$23.5 | \$31.1 | \$40.7 | \$52.6 | \$62.1 | \$70.3 | \$84.4 | \$97.7 | \$110.6 | \$123.0 | 2.29% |
| FY 2020 | \$12.7 | \$22.7 | \$32.4 | \$42.8 | \$56.2 | \$67.5 | \$83.2 | \$93.3 | \$104.2 | \$114.2 | \$123.6 | \$135.9 | 1.56% |
| FY 2021 | \$9.9 | \$17.5 | \$24.4 | \$31.0 | \$38.5 | \$44.5 | \$50.1 | \$56.3 | \$61.7 | \$67.1 | \$72.6 | \$78.7 | 0.95% |
| FY 2022 | \$5.3 | \$10.2 | \$15.4 | \$20.3 | \$24.5 | \$29.3 | \$34.3 | \$39.5 | \$45.0 | \$50.9 | \$56.8 | \$63.4 | 1.18% |
| FY 2023 | \$7.1 | \$14.9 | \$23.2 | \$33.8 | \$50.4 | \$65.6 | \$86.0 | \$103.7 | \$127.1 | \$146.8 | \$167.5 | \$192.1 | 2.20% |
| FY 2024 | \$32.0 | \$59.7 | \$82.7 | | | | | | | | | | |

Month-End Book Yield vs Benchmark



| | Jul | Aug | Sep | Oct | Nov | Dec | Jan | Feb | Mar | Apr | May | Jun |
|----------------------|--------|--------|--------|-----|-----|-----|-----|-----|-----|-----|-----|-----|
| Month-End Book Yield | 3.22% | 3.31% | 3.40% | | | | | | | | | |
| Benchmark | 3.90% | 4.01% | 4.14% | | | | | | | | | |
| Variance | -0.68% | -0.70% | -0.74% | | | | | | | | | |

Benchmark: ICE BofAML Indices 30MMA 10% 1-5yr Tsy, 35% 1-5yr Agy, 5% 1-5yr A-AAA Ex Yankee Corp, and 6MMA 10% 0-1yr Tsy, 20% 0-1yr Agy, 20% 0-1yr A-AAA Corp



**Alameda County Investment Pool
Portfolio Management
Portfolio Summary
September 30, 2023**

| Investments | Par Value | Market Value | Book Value | % of Portfolio | Days to Maturity | YTM 365 Equiv. |
|-------------------------------------|-------------------------|-------------------------|-------------------------|----------------|------------------|----------------|
| Non-Negotiable CDs | 70,230,000.00 | 70,230,000.00 | 70,230,000.00 | 0.78 | 145 | 3.704 |
| Local Agency Investment Funds | 22,000,000.00 | 22,000,000.00 | 22,000,000.00 | 0.25 | 1 | 3.590 |
| Joint Powers Authority | 60,000,000.00 | 60,000,000.00 | 60,000,000.00 | 0.67 | 1 | 5.070 |
| Money Market Mutual Funds | 533,000,000.00 | 533,000,000.00 | 533,000,000.00 | 5.94 | 1 | 5.283 |
| Money Market Bank Accounts | 57,000,000.00 | 57,000,000.00 | 57,000,000.00 | 0.64 | 1 | 4.263 |
| Negotiable CDs | 1,000,000,000.00 | 999,574,000.00 | 1,000,000,000.00 | 11.14 | 186 | 5.777 |
| Corporate Notes | 829,211,000.00 | 789,810,350.86 | 823,273,821.43 | 9.17 | 765 | 2.867 |
| Washington Supranational Obligation | 399,500,000.00 | 382,268,375.00 | 397,819,174.50 | 4.43 | 1,067 | 2.662 |
| Commercial Paper Disc. -Amortizing | 100,000,000.00 | 98,530,000.00 | 96,593,333.33 | 1.08 | 95 | 5.446 |
| Agency Bullets (Aaa/AA+) | 1,480,178,000.00 | 1,438,496,989.96 | 1,472,784,708.88 | 16.41 | 592 | 2.826 |
| Federal Agency Disc. -Amortizing | 200,000,000.00 | 196,307,500.00 | 191,885,638.88 | 2.14 | 131 | 5.327 |
| Treasury Notes and Bonds | 625,000,000.00 | 598,191,250.00 | 619,433,550.80 | 6.90 | 369 | 1.071 |
| Treasury Discounts -Amortizing | 150,000,000.00 | 147,797,500.00 | 147,272,173.61 | 1.64 | 101 | 5.534 |
| Agency Callables (Aaa/AA+) | 3,455,113,000.00 | 3,308,479,205.18 | 3,442,491,649.94 | 38.36 | 732 | 3.019 |
| Asset Backed Securities | 37,612.89 | 37,605.51 | 37,605.51 | 0.00 | 442 | 1.906 |
| Municipal Bonds | 40,795,000.00 | 39,560,226.15 | 41,505,775.80 | 0.46 | 333 | 1.619 |
| | 9,022,064,612.89 | 8,741,283,002.66 | 8,975,327,432.68 | 100.00% | 550 | 3.403 |

| Total Earnings | September 30 Month Ending | Fiscal Year To Date |
|---------------------------------|---------------------------|-------------------------|
| Current Year | 23,282,715.06 | 82,737,698.50 |
| Average Daily Balance | 8,840,991,125.15 | 9,092,430,411.33 |
| Effective Rate of Return | 3.20% | 3.61% |

Henry C. Levy, Treasurer - Tax Collector

Reporting period 09/01/2023-09/30/2023

Run Date: 10/26/2023 - 14:38

Portfolio POOL
RC
PM (PRF_PM1) 7.3.0
Report Ver. 7.3.6.1

**Alameda County Investment Pool
Portfolio Management
Portfolio Details - Investments
September 30, 2023**

| CUSIP | Investment # | Issuer | Average Balance | Purchase Date | Par Value | Market Value | Book Value | Stated Rate | YTM | Days to Maturity | Maturity Date |
|--------------------------------------|--------------|--------------------------------|-----------------------|---------------|-----------------------|-----------------------|-----------------------|-------------|--------------|------------------|---------------|
| Non-Negotiable CDs | | | | | | | | | | | |
| SYS13106 | 13106 | Bank of San Francisco | | 08/04/2023 | 5,000,000.00 | 5,000,000.00 | 5,000,000.00 | 5.360 | 5.434 | 306 | 08/02/2024 |
| SYS12818 | 12818 | Bridge Bank | | 10/04/2022 | 25,000,000.00 | 25,000,000.00 | 25,000,000.00 | 4.000 | 4.056 | 2 | 10/03/2023 |
| SYS13122 | 13122 | Community Bank of the Bay | | 09/08/2023 | 10,000,000.00 | 10,000,000.00 | 10,000,000.00 | 5.440 | 5.516 | 68 | 12/08/2023 |
| SYS13073 | 13073 | East West Bank | | 06/30/2023 | 25,000,000.00 | 25,000,000.00 | 25,000,000.00 | 5.300 | 3.042 | 271 | 06/28/2024 |
| SYS12964 | 12964 | Self-Help Federal Credit Union | | 03/13/2023 | 230,000.00 | 230,000.00 | 230,000.00 | 0.400 | 0.406 | 165 | 03/14/2024 |
| SYS13031 | 13031 | Union Bank of California | | 05/10/2023 | 5,000,000.00 | 5,000,000.00 | 5,000,000.00 | 0.050 | 0.051 | 222 | 05/10/2024 |
| Subtotal and Average | | | 70,230,000.00 | | 70,230,000.00 | 70,230,000.00 | 70,230,000.00 | | 3.704 | 145 | |
| Local Agency Investment Funds | | | | | | | | | | | |
| SYS10285 | 10285 | LAIF | | 07/01/2018 | 22,000,000.00 | 22,000,000.00 | 22,000,000.00 | 3.590 | 3.590 | 1 | |
| Subtotal and Average | | | 22,000,000.00 | | 22,000,000.00 | 22,000,000.00 | 22,000,000.00 | | 3.590 | 1 | |
| Joint Powers Authority | | | | | | | | | | | |
| SYS10470 | 10470 | California Asset Mgmt. Program | | 07/01/2018 | 20,000,000.00 | 20,000,000.00 | 20,000,000.00 | 5.550 | 5.550 | 1 | |
| SYS12895 | 12895 | CalTRUST - Liquidity Fund | | 12/09/2022 | 0.00 | 0.00 | 0.00 | 5.070 | 5.070 | 1 | |
| SYS10472 | 10472 | CalTrust - Short Term Fund | | 07/01/2018 | 40,000,000.00 | 40,000,000.00 | 40,000,000.00 | 4.830 | 4.830 | 1 | |
| Subtotal and Average | | | 60,000,000.00 | | 60,000,000.00 | 60,000,000.00 | 60,000,000.00 | | 5.070 | 1 | |
| Money Market Mutual Funds | | | | | | | | | | | |
| 09250C721 | 12656 | BlackRock - Mischler | | 03/03/2022 | 6,000,000.00 | 6,000,000.00 | 6,000,000.00 | 5.260 | 5.260 | 1 | |
| 608919718 | 11093 | Federated Fund 117 | | 07/01/2018 | 84,000,000.00 | 84,000,000.00 | 84,000,000.00 | 5.260 | 5.260 | 1 | |
| 316175504 | 10274 | Fidelity Fund No. 695 | | 07/01/2018 | 1,000,000.00 | 1,000,000.00 | 1,000,000.00 | 5.230 | 5.230 | 1 | |
| 316175108 | 11090 | Fidelity Fund 57 | | 07/01/2018 | 1,000,000.00 | 1,000,000.00 | 1,000,000.00 | 5.240 | 5.240 | 1 | |
| 61747C707 | 10280 | Morgan Stanley Fund 8302 | | 07/01/2018 | 1,000,000.00 | 1,000,000.00 | 1,000,000.00 | 5.260 | 5.260 | 1 | |
| 61747C582 | 11089 | Morgan Stanley Fund 8304 | | 07/01/2018 | 1,000,000.00 | 1,000,000.00 | 1,000,000.00 | 5.170 | 5.170 | 1 | |
| 665279840 | 12588 | No. Trust Siebert Williams | | 12/06/2021 | 1,000,000.00 | 1,000,000.00 | 1,000,000.00 | 5.220 | 5.220 | 1 | |
| SYS12009 | 12009 | State Street Institutional US | | 02/11/2020 | 336,000,000.00 | 336,000,000.00 | 336,000,000.00 | 5.300 | 5.300 | 1 | |
| 52470G791 | 10318 | Western Asset Govt 4512 | | 07/01/2018 | 102,000,000.00 | 102,000,000.00 | 102,000,000.00 | 5.250 | 5.250 | 1 | |
| Subtotal and Average | | | 587,333,333.33 | | 533,000,000.00 | 533,000,000.00 | 533,000,000.00 | | 5.283 | 1 | |
| Money Market Bank Accounts | | | | | | | | | | | |
| SYS12169 | 12169 | Five Star Bank | | 11/12/2019 | 45,000,000.00 | 45,000,000.00 | 45,000,000.00 | 5.000 | 5.000 | 1 | |
| SYS12601 | 12601 | Bank of the West | | 12/22/2021 | 10,000,000.00 | 10,000,000.00 | 10,000,000.00 | 1.570 | 1.570 | 1 | |
| SYS10286 | 10286 | California Bank & Trust | | 07/01/2018 | 0.00 | 0.00 | 0.00 | 1.090 | 1.090 | 1 | |
| SYS10290 | 10290 | Union Bank 5764 (US Bank 3918) | | 07/01/2018 | 1,000,000.00 | 1,000,000.00 | 1,000,000.00 | 1.150 | 1.150 | 1 | |

**Alameda County Investment Pool
Portfolio Management
Portfolio Details - Investments
September 30, 2023**

| CUSIP | Investment # | Issuer | Average Balance | Purchase Date | Par Value | Market Value | Book Value | Stated Rate | YTM 365 | Days to Maturity | Maturity Date |
|-----------------------------------|--------------|--------------------------------|-----------------------|---------------|-------------------------|-----------------------|-------------------------|-------------|--------------|------------------|---------------|
| Money Market Bank Accounts | | | | | | | | | | | |
| SYS10291 | 10291 | Union Bank 9048 (US Bank 3213) | | 07/01/2018 | 1,000,000.00 | 1,000,000.00 | 1,000,000.00 | 1.150 | 1.150 | 1 | |
| Subtotal and Average | | | 57,000,000.00 | | 57,000,000.00 | 57,000,000.00 | 57,000,000.00 | | 4.263 | 1 | |
| Negotiable CDs | | | | | | | | | | | |
| 06367D6A8 | 13003 | Bank of Montreal | | 04/21/2023 | 50,000,000.00 | 49,940,000.00 | 50,000,000.00 | 5.440 | 5.516 | 120 | 01/29/2024 |
| 06367D6U4 | 13028 | Bank of Montreal | | 05/10/2023 | 50,000,000.00 | 49,899,500.00 | 50,000,000.00 | 5.340 | 5.414 | 150 | 02/28/2024 |
| 06367DAY1 | 13076 | Bank of Montreal | | 07/05/2023 | 50,000,000.00 | 50,008,500.00 | 50,000,000.00 | 6.000 | 6.083 | 276 | 07/03/2024 |
| 06367DD93 | 13135 | Bank of Montreal | | 09/27/2023 | 100,000,000.00 | 100,003,000.00 | 100,000,000.00 | 5.910 | 5.992 | 302 | 07/29/2024 |
| 06367DD85 | 13136 | Bank of Montreal | | 09/27/2023 | 50,000,000.00 | 50,003,000.00 | 50,000,000.00 | 5.900 | 5.982 | 268 | 06/25/2024 |
| 63873QD76 | 12955 | Natixis North America | | 03/06/2023 | 50,000,000.00 | 49,996,000.00 | 50,000,000.00 | 5.390 | 5.465 | 24 | 10/25/2023 |
| 63873QE75 | 12983 | Natixis North America | | 04/10/2023 | 50,000,000.00 | 49,998,000.00 | 50,000,000.00 | 5.420 | 5.495 | 24 | 10/25/2023 |
| 63873QE83 | 12984 | Natixis North America | | 04/10/2023 | 50,000,000.00 | 49,996,000.00 | 50,000,000.00 | 5.420 | 5.495 | 38 | 11/08/2023 |
| 63873QF66 | 12997 | Natixis North America | | 04/20/2023 | 50,000,000.00 | 50,000,000.00 | 50,000,000.00 | 5.450 | 5.526 | 10 | 10/11/2023 |
| 63873QF82 | 13008 | Natixis North America | | 04/24/2023 | 50,000,000.00 | 49,939,500.00 | 50,000,000.00 | 5.460 | 5.536 | 122 | 01/31/2024 |
| 63873QG57 | 13025 | Natixis North America | | 05/10/2023 | 50,000,000.00 | 49,913,500.00 | 50,000,000.00 | 5.350 | 5.424 | 136 | 02/14/2024 |
| 63873QG40 | 13026 | Natixis North America | | 05/10/2023 | 50,000,000.00 | 49,923,500.00 | 50,000,000.00 | 5.350 | 5.424 | 122 | 01/31/2024 |
| 63873QH72 | 13053 | Natixis North America | | 06/08/2023 | 50,000,000.00 | 49,995,500.00 | 50,000,000.00 | 5.710 | 5.789 | 108 | 01/17/2024 |
| 63873QJ70 | 13070 | Natixis North America | | 06/29/2023 | 100,000,000.00 | 99,985,000.00 | 100,000,000.00 | 6.010 | 6.093 | 268 | 06/25/2024 |
| 63873QL93 | 13088 | Natixis North America | | 07/27/2023 | 50,000,000.00 | 50,002,000.00 | 50,000,000.00 | 6.010 | 6.093 | 269 | 06/26/2024 |
| 63873QM27 | 13089 | Natixis North America | | 07/27/2023 | 50,000,000.00 | 49,994,500.00 | 50,000,000.00 | 6.010 | 6.093 | 299 | 07/26/2024 |
| 63873QP99 | 13130 | Natixis North America | | 09/21/2023 | 50,000,000.00 | 50,010,500.00 | 50,000,000.00 | 6.020 | 6.104 | 346 | 09/11/2024 |
| 78015JX28 | 13062 | Royal Bank CN | | 06/21/2023 | 50,000,000.00 | 49,966,000.00 | 50,000,000.00 | 5.840 | 5.921 | 261 | 06/18/2024 |
| Subtotal and Average | | | 856,666,666.67 | | 1,000,000,000.00 | 999,574,000.00 | 1,000,000,000.00 | | 5.777 | 186 | |
| Corporate Notes | | | | | | | | | | | |
| 037833DM9 | 11851 | Apple Inc. | | 09/11/2019 | 3,000,000.00 | 2,897,700.00 | 2,993,160.00 | 1.800 | 1.848 | 346 | 09/11/2024 |
| 037833DM9 | 11943 | Apple Inc. | | 12/12/2019 | 9,000,000.00 | 8,693,100.00 | 8,918,370.00 | 1.800 | 2.001 | 346 | 09/11/2024 |
| 037833DT4 | 12133 | Apple Inc. | | 05/11/2020 | 5,000,000.00 | 4,676,600.00 | 4,991,050.00 | 1.125 | 1.162 | 588 | 05/11/2025 |
| 037833DX5 | 12200 | Apple Inc. | | 08/20/2020 | 5,000,000.00 | 4,586,150.00 | 4,988,200.00 | 0.550 | 0.598 | 689 | 08/20/2025 |
| 037833DX5 | 12201 | Apple Inc. | | 08/20/2020 | 5,000,000.00 | 4,586,150.00 | 4,988,200.00 | 0.550 | 0.598 | 689 | 08/20/2025 |
| 037833EB2 | 12387 | Apple Inc. | | 02/08/2021 | 20,000,000.00 | 18,031,800.00 | 19,955,000.00 | 0.746 | 0.792 | 861 | 02/08/2026 |
| 037833DB3 | 12935 | Apple Inc. | | 02/07/2023 | 21,646,000.00 | 19,988,132.86 | 20,561,557.05 | 2.900 | 4.106 | 1,442 | 09/12/2027 |
| 037833ES5 | 13029 | Apple Inc. | | 05/10/2023 | 10,000,000.00 | 9,840,400.00 | 10,000,000.00 | 4.421 | 4.421 | 950 | 05/08/2026 |
| 037833ET3 | 13030 | Apple Inc. | | 05/10/2023 | 15,000,000.00 | 14,403,150.00 | 14,971,050.00 | 4.000 | 4.043 | 1,683 | 05/10/2028 |
| 023135BQ8 | 12162 | Amazon | | 06/10/2020 | 5,000,000.00 | 4,634,700.00 | 4,995,350.00 | 0.800 | 0.819 | 611 | 06/03/2025 |
| 023135BQ8 | 12163 | Amazon | | 06/10/2020 | 5,000,000.00 | 4,634,700.00 | 4,993,750.00 | 0.800 | 0.826 | 611 | 06/03/2025 |

**Alameda County Investment Pool
Portfolio Management
Portfolio Details - Investments
September 30, 2023**

| CUSIP | Investment # | Issuer | Average Balance | Purchase Date | Par Value | Market Value | Book Value | Stated Rate | YTM | Days to Maturity | Maturity Date |
|------------------------|--------------|-----------------------|-----------------|---------------|---------------|---------------|---------------|-------------|-------|------------------|---------------|
| Corporate Notes | | | | | | | | | | | |
| 023135BQ8 | 12166 | Amazon | | 06/11/2020 | 10,000,000.00 | 9,269,400.00 | 9,990,700.00 | 0.800 | 0.819 | 611 | 06/03/2025 |
| 023135BX3 | 12443 | Amazon | | 05/12/2021 | 10,000,000.00 | 8,990,900.00 | 9,956,800.00 | 1.000 | 1.089 | 954 | 05/12/2026 |
| 023135BW5 | 12444 | Amazon | | 05/12/2021 | 3,000,000.00 | 2,907,030.00 | 2,995,620.00 | 0.450 | 0.499 | 224 | 05/12/2024 |
| 023135CF1 | 12686 | Amazon | | 04/13/2022 | 7,000,000.00 | 6,586,300.00 | 6,985,580.00 | 3.300 | 3.345 | 1,290 | 04/13/2027 |
| 023135CD6 | 12687 | Amazon | | 04/13/2022 | 10,000,000.00 | 9,852,800.00 | 10,000,000.00 | 2.730 | 2.730 | 195 | 04/13/2024 |
| 023135CE4 | 12688 | Amazon | | 04/13/2022 | 13,000,000.00 | 12,559,950.00 | 12,979,330.00 | 3.000 | 3.050 | 560 | 04/13/2025 |
| 023135CN4 | 12883 | Amazon | | 12/01/2022 | 15,000,000.00 | 14,808,600.00 | 14,999,100.00 | 4.600 | 4.602 | 792 | 12/01/2025 |
| 023135CM6 | 12884 | Amazon | | 12/01/2022 | 15,000,000.00 | 14,860,500.00 | 14,989,950.00 | 4.700 | 4.736 | 425 | 11/29/2024 |
| 06051GJG5 | 12241 | Bank of America Corp. | | 09/25/2020 | 8,000,000.00 | 7,577,120.00 | 8,000,000.00 | 0.981 | 0.981 | 725 | 09/25/2025 |
| 06051GJG5 | 12242 | Bank of America Corp. | | 09/25/2020 | 3,000,000.00 | 2,841,420.00 | 3,000,000.00 | 0.981 | 0.981 | 725 | 09/25/2025 |
| 06048WM31 | 12453 | Bank of America Corp. | | 05/28/2021 | 10,000,000.00 | 8,796,900.00 | 10,000,000.00 | 1.250 | 1.250 | 970 | 05/28/2026 |
| 06048WM64 | 12482 | Bank of America Corp. | | 07/07/2021 | 10,000,000.00 | 8,765,000.00 | 9,975,000.00 | 1.200 | 1.252 | 998 | 06/25/2026 |
| 06048WP46 | 12517 | Bank of America Corp. | | 09/27/2021 | 10,000,000.00 | 9,154,200.00 | 10,000,000.00 | 0.750 | 0.750 | 543 | 03/27/2025 |
| 06048WN63 | 12530 | Bank of America Corp. | | 10/08/2021 | 4,898,000.00 | 4,258,713.04 | 4,844,122.00 | 1.150 | 1.382 | 1,075 | 09/10/2026 |
| 06406RAL1 | 12153 | Bank of NY | | 06/01/2020 | 6,540,000.00 | 6,283,828.20 | 6,848,426.40 | 2.100 | 1.001 | 389 | 10/24/2024 |
| 06368EA36 | 12336 | Bank of Montreal | | 12/08/2020 | 10,000,000.00 | 9,901,700.00 | 9,993,500.00 | 0.450 | 0.472 | 68 | 12/08/2023 |
| 06368FAC3 | 12509 | Bank of Montreal | | 09/15/2021 | 6,000,000.00 | 5,273,940.00 | 5,989,860.00 | 1.250 | 1.285 | 1,080 | 09/15/2026 |
| 06368FAE9 | 12625 | Bank of Montreal | | 01/10/2022 | 10,000,000.00 | 9,452,500.00 | 9,994,700.00 | 1.500 | 1.518 | 467 | 01/10/2025 |
| 06368FAG4 | 12657 | Bank of Montreal | | 03/08/2022 | 15,000,000.00 | 14,757,450.00 | 14,989,500.00 | 2.150 | 2.186 | 159 | 03/08/2024 |
| 06368D3S1 | 12746 | Bank of Montreal | | 06/07/2022 | 6,000,000.00 | 5,782,920.00 | 5,998,620.00 | 3.700 | 3.708 | 615 | 06/07/2025 |
| 110122DN5 | 12302 | Bristol Myers | | 11/13/2020 | 5,000,000.00 | 4,544,150.00 | 4,991,900.00 | 0.750 | 0.783 | 774 | 11/13/2025 |
| 110122DT2 | 12303 | Bristol Myers | | 11/13/2020 | 5,000,000.00 | 4,970,750.00 | 5,000,000.00 | 0.537 | 0.537 | 43 | 11/13/2023 |
| 110122CM8 | 13103 | Bristol Myers | | 08/01/2023 | 20,000,000.00 | 19,548,000.00 | 19,514,655.56 | 2.900 | 5.504 | 299 | 07/26/2024 |
| 0641596E1 | 13099 | Bank of Nova Scotia | | 07/31/2023 | 13,825,000.00 | 13,234,810.75 | 13,147,575.00 | 0.650 | 5.763 | 304 | 07/31/2024 |
| 14913R2U0 | 12620 | Caterpillar Inc. | | 01/10/2022 | 5,000,000.00 | 4,474,500.00 | 4,997,600.00 | 1.700 | 1.710 | 1,195 | 01/08/2027 |
| 14913R2S5 | 12621 | Caterpillar Inc. | | 01/10/2022 | 10,000,000.00 | 9,872,300.00 | 9,998,400.00 | 0.950 | 0.958 | 101 | 01/10/2024 |
| 14913R3B1 | 12912 | Caterpillar Inc. | | 01/06/2023 | 7,000,000.00 | 6,922,440.00 | 6,998,250.00 | 4.800 | 4.809 | 828 | 01/06/2026 |
| 14913UAA8 | 13033 | Caterpillar Inc. | | 05/15/2023 | 20,000,000.00 | 19,551,400.00 | 19,990,600.00 | 4.350 | 4.367 | 957 | 05/15/2026 |
| 17331AJC6 | 13085 | Citigroup | | 07/20/2023 | 15,000,000.00 | 14,943,900.00 | 15,000,000.00 | 6.000 | 6.006 | 324 | 08/20/2024 |
| 17291QML5 | 13143 | Citigroup | | 09/29/2023 | 10,000,000.00 | 10,002,300.00 | 10,000,000.00 | 6.050 | 6.059 | 456 | 12/30/2024 |
| 194162AM5 | 12777 | Colgate Palmolive | | 08/09/2022 | 3,000,000.00 | 2,886,900.00 | 2,997,240.00 | 3.100 | 3.114 | 684 | 08/15/2025 |
| 194162AR4 | 12950 | Colgate Palmolive | | 03/01/2023 | 5,000,000.00 | 4,943,900.00 | 4,994,900.00 | 4.600 | 4.623 | 1,613 | 03/01/2028 |
| 194162AQ6 | 12951 | Colgate Palmolive | | 03/01/2023 | 5,000,000.00 | 4,976,600.00 | 4,994,200.00 | 4.800 | 4.842 | 883 | 03/02/2026 |
| 24422EVJ5 | 12259 | John Deere | | 10/09/2020 | 2,000,000.00 | 1,997,900.00 | 1,997,680.00 | 0.400 | 0.439 | 9 | 10/10/2023 |
| 24422EVX4 | 12622 | John Deere | | 01/10/2022 | 3,000,000.00 | 2,961,420.00 | 2,999,520.00 | 0.900 | 0.908 | 101 | 01/10/2024 |
| 24422EWX3 | 13051 | John Deere | | 06/08/2023 | 5,000,000.00 | 4,932,850.00 | 4,997,100.00 | 4.750 | 4.771 | 981 | 06/08/2026 |

**Alameda County Investment Pool
Portfolio Management
Portfolio Details - Investments
September 30, 2023**

| CUSIP | Investment # | Issuer | Average Balance | Purchase Date | Par Value | Market Value | Book Value | Stated Rate | YTM | Days to 365 Maturity | Maturity Date |
|------------------------|--------------|--------------------------------|-----------------|---------------|---------------|---------------|---------------|-------------|-------|----------------------|---------------|
| Corporate Notes | | | | | | | | | | | |
| 24422EWW5 | 13052 | John Deere | | 06/08/2023 | 5,000,000.00 | 4,967,300.00 | 4,997,200.00 | 4.950 | 4.980 | 614 | 06/06/2025 |
| 24422EWW7 | 13124 | John Deere | | 09/13/2023 | 10,000,000.00 | 9,857,400.00 | 9,964,011.11 | 4.900 | 5.025 | 1,615 | 03/03/2028 |
| 24422EXB0 | 13125 | John Deere | | 09/14/2023 | 17,000,000.00 | 16,765,230.00 | 17,041,140.00 | 4.950 | 5.086 | 1,748 | 07/14/2028 |
| 24422EWA3 | 12623 | Dell Inc. | | 01/10/2022 | 5,000,000.00 | 4,458,600.00 | 4,997,150.00 | 1.700 | 1.712 | 1,198 | 01/11/2027 |
| 24422EVY2 | 12624 | Dell Inc. | | 01/10/2022 | 7,000,000.00 | 6,633,200.00 | 6,996,710.00 | 1.250 | 1.266 | 467 | 01/10/2025 |
| 254687FN1 | 12066 | Disney | | 03/23/2020 | 5,000,000.00 | 4,839,150.00 | 4,997,254.44 | 3.350 | 3.360 | 540 | 03/24/2025 |
| 02665WDS7 | 13100 | American Honda | | 07/31/2023 | 11,699,000.00 | 11,249,056.46 | 11,156,637.61 | 0.550 | 5.678 | 285 | 07/12/2024 |
| 458140BP4 | 12069 | Intel Corp | | 03/25/2020 | 10,000,000.00 | 9,688,700.00 | 9,984,500.00 | 3.400 | 3.434 | 541 | 03/25/2025 |
| 46647PB1 | 12396 | J.P. Morgan | | 02/16/2021 | 5,000,000.00 | 4,888,200.00 | 5,000,000.00 | 0.563 | 0.563 | 504 | 02/16/2025 |
| 48128G3N8 | 12454 | J.P. Morgan | | 05/28/2021 | 5,000,000.00 | 4,391,850.00 | 5,000,000.00 | 1.200 | 1.200 | 970 | 05/28/2026 |
| 46647PCH7 | 12455 | J.P. Morgan | | 06/01/2021 | 5,000,000.00 | 4,813,250.00 | 5,000,000.00 | 0.824 | 0.824 | 609 | 06/01/2025 |
| 48128G3V0 | 12459 | J.P. Morgan | | 06/11/2021 | 10,000,000.00 | 8,716,400.00 | 10,000,000.00 | 1.150 | 1.150 | 984 | 06/11/2026 |
| 48128G4R8 | 12486 | J.P. Morgan | | 08/17/2021 | 10,000,000.00 | 8,707,600.00 | 9,990,000.00 | 1.150 | 1.171 | 1,051 | 08/17/2026 |
| 53961LAH2 | 12402 | Local Initiatives Support Corp | | 02/25/2021 | 5,000,000.00 | 4,900,150.00 | 5,000,000.00 | 0.500 | 0.500 | 137 | 02/15/2024 |
| 57636QAW4 | 12960 | Mastercard Inc. | | 03/09/2023 | 10,000,000.00 | 9,924,800.00 | 9,990,300.00 | 4.875 | 4.897 | 1,621 | 03/09/2028 |
| 59217GCK3 | 13140 | MetLife | | 09/27/2023 | 10,000,000.00 | 9,053,000.00 | 9,070,866.67 | 3.000 | 5.660 | 1,449 | 09/19/2027 |
| 594918BY9 | 12932 | Mircosoft Inc. | | 02/06/2023 | 5,000,000.00 | 4,743,850.00 | 4,867,300.00 | 3.300 | 4.025 | 1,224 | 02/06/2027 |
| 594918BY9 | 12933 | Mircosoft Inc. | | 02/06/2023 | 5,000,000.00 | 4,743,850.00 | 4,863,500.00 | 3.300 | 4.046 | 1,224 | 02/06/2027 |
| 654106AH6 | 12074 | Nike Inc. | | 03/27/2020 | 3,000,000.00 | 2,869,560.00 | 2,995,920.00 | 2.400 | 2.429 | 543 | 03/27/2025 |
| 637639AH8 | 13139 | National Securities Clearing | | 09/27/2023 | 5,085,000.00 | 5,003,792.55 | 5,099,746.50 | 5.100 | 5.506 | 1,512 | 11/21/2027 |
| 67066GAL8 | 12679 | NVIDIA | | 04/22/2022 | 20,000,000.00 | 19,307,000.00 | 19,115,528.89 | 0.584 | 2.824 | 257 | 06/14/2024 |
| 69371RQ66 | 12006 | PACCAR Financial Corp. | | 02/06/2020 | 10,000,000.00 | 9,510,500.00 | 9,991,900.00 | 1.800 | 1.817 | 494 | 02/06/2025 |
| 69371RS49 | 12981 | PACCAR Financial Corp. | | 03/30/2023 | 17,000,000.00 | 16,733,440.00 | 16,988,610.00 | 4.450 | 4.474 | 911 | 03/30/2026 |
| 69371RS56 | 13108 | PACCAR Financial Corp. | | 08/10/2023 | 3,000,000.00 | 2,985,540.00 | 2,998,500.00 | 5.050 | 5.068 | 1,044 | 08/10/2026 |
| 713448EQ7 | 12045 | Pepsi Inc. | | 03/19/2020 | 2,500,000.00 | 2,388,275.00 | 2,498,236.67 | 2.250 | 2.265 | 535 | 03/19/2025 |
| 713448EQ7 | 12047 | Pepsi Inc. | | 03/19/2020 | 5,000,000.00 | 4,776,550.00 | 4,996,450.00 | 2.250 | 2.265 | 535 | 03/19/2025 |
| 713448EQ7 | 12051 | Pepsi Inc. | | 03/20/2020 | 5,000,000.00 | 4,776,550.00 | 4,991,650.00 | 2.250 | 2.286 | 535 | 03/19/2025 |
| 713448FB9 | 12257 | Pepsi Inc. | | 10/07/2020 | 10,000,000.00 | 9,990,000.00 | 9,994,300.00 | 0.400 | 0.120 | 6 | 10/07/2023 |
| 713448FQ6 | 12942 | Pepsi Inc. | | 02/15/2023 | 3,000,000.00 | 2,967,990.00 | 2,998,260.00 | 4.550 | 4.571 | 866 | 02/13/2026 |
| 717081EX7 | 12151 | Pfizer | | 05/28/2020 | 5,000,000.00 | 4,632,200.00 | 4,968,800.00 | 0.800 | 0.928 | 605 | 05/28/2025 |
| 716973AA0 | 13039 | Pfizer | | 05/19/2023 | 10,000,000.00 | 9,861,800.00 | 9,994,300.00 | 4.650 | 4.680 | 596 | 05/19/2025 |
| 716973AB8 | 13040 | Pfizer | | 05/19/2023 | 7,000,000.00 | 6,838,370.00 | 6,991,810.00 | 4.450 | 4.492 | 961 | 05/19/2026 |
| 716973AC6 | 13129 | Pfizer | | 09/21/2023 | 14,086,000.00 | 13,580,594.32 | 13,902,185.53 | 4.450 | 5.135 | 1,692 | 05/19/2028 |
| 742718FL8 | 12280 | Proctor & Gamble | | 10/29/2020 | 5,000,000.00 | 4,546,700.00 | 4,991,900.00 | 0.550 | 0.583 | 759 | 10/29/2025 |
| 742718FL8 | 12633 | Proctor & Gamble | | 01/31/2022 | 8,752,000.00 | 7,958,543.68 | 8,392,292.80 | 0.550 | 1.687 | 759 | 10/29/2025 |
| 742718FV6 | 12637 | Proctor & Gamble | | 02/01/2022 | 20,000,000.00 | 18,119,800.00 | 19,971,600.00 | 1.900 | 1.930 | 1,219 | 02/01/2027 |

**Alameda County Investment Pool
Portfolio Management
Portfolio Details - Investments
September 30, 2023**

| CUSIP | Investment # | Issuer | Average Balance | Purchase Date | Par Value | Market Value | Book Value | Stated Rate | YTM 365 | Days to Maturity | Maturity Date |
|--|--------------|--------------------------------|-----------------------|---------------|-----------------------|-----------------------|-----------------------|--------------|--------------|------------------|---------------|
| Corporate Notes | | | | | | | | | | | |
| 742718FY0 | 12923 | Proctor & Gamble | | 01/26/2023 | 3,000,000.00 | 2,934,000.00 | 2,997,990.00 | 4.100 | 4.124 | 848 | 01/26/2026 |
| 742718FZ7 | 12924 | Proctor & Gamble | | 01/26/2023 | 4,000,000.00 | 3,869,520.00 | 3,995,880.00 | 3.950 | 3.973 | 1,578 | 01/26/2028 |
| 808513BR5 | 12445 | Charles Schwab | | 05/13/2021 | 4,000,000.00 | 3,542,960.00 | 3,990,720.00 | 1.150 | 1.198 | 955 | 05/13/2026 |
| 808513BY0 | 12655 | Charles Schwab | | 03/03/2022 | 1,000,000.00 | 890,740.00 | 998,920.00 | 2.450 | 2.473 | 1,249 | 03/03/2027 |
| 79466LAG9 | 12484 | Salesforce Co. | | 07/12/2021 | 3,000,000.00 | 2,883,330.00 | 2,998,470.00 | 0.625 | 0.640 | 288 | 07/15/2024 |
| 89114QCP1 | 12365 | Toronto Dominion Bank | | 01/06/2021 | 10,000,000.00 | 8,922,500.00 | 9,985,300.00 | 0.750 | 0.780 | 828 | 01/06/2026 |
| 89114TZK1 | 12591 | Toronto Dominion Bank | | 12/13/2021 | 10,000,000.00 | 9,466,900.00 | 9,992,700.00 | 1.250 | 1.275 | 439 | 12/13/2024 |
| 89236TGX7 | 12081 | Toyota Motor Credit Corp | | 04/01/2020 | 6,000,000.00 | 5,781,840.00 | 5,988,960.00 | 3.000 | 3.040 | 548 | 04/01/2025 |
| 89236TJH9 | 12464 | Toyota Motor Credit Corp | | 06/18/2021 | 15,000,000.00 | 14,463,000.00 | 14,982,150.00 | 0.500 | 0.540 | 261 | 06/18/2024 |
| 89236TJN6 | 12506 | Toyota Motor Credit Corp | | 09/13/2021 | 5,000,000.00 | 4,763,250.00 | 4,997,650.00 | 0.625 | 0.641 | 348 | 09/13/2024 |
| 89236TKC8 | 12758 | Toyota Motor Credit Corp | | 06/30/2022 | 10,000,000.00 | 9,731,400.00 | 9,990,500.00 | 3.950 | 3.984 | 638 | 06/30/2025 |
| 89236TKJ3 | 13043 | Toyota Motor Credit Corp | | 05/25/2023 | 11,180,000.00 | 10,875,904.00 | 11,142,435.20 | 4.550 | 4.635 | 1,450 | 09/20/2027 |
| 89788JAA79 | 12635 | Truist Bank | | 01/31/2022 | 10,000,000.00 | 9,320,200.00 | 9,930,500.00 | 1.500 | 1.542 | 526 | 03/10/2025 |
| 882508BK9 | 12507 | Texas Instrument | | 09/15/2021 | 3,000,000.00 | 2,677,830.00 | 3,000,000.00 | 1.125 | 1.125 | 1,080 | 09/15/2026 |
| 90327QD71 | 12449 | USAA Capital Corp | | 05/21/2021 | 7,000,000.00 | 6,779,710.00 | 6,987,540.00 | 0.500 | 0.572 | 213 | 05/01/2024 |
| 931142ER0 | 12512 | Walmart | | 09/17/2021 | 3,000,000.00 | 2,674,890.00 | 2,994,330.00 | 1.050 | 1.089 | 1,082 | 09/17/2026 |
| 931142EW9 | 12800 | Walmart | | 09/09/2022 | 7,000,000.00 | 6,823,530.00 | 6,995,100.00 | 3.900 | 3.925 | 709 | 09/09/2025 |
| 98459LAA1 | 12160 | Yale University | | 06/09/2020 | 3,000,000.00 | 2,802,180.00 | 3,000,000.00 | 0.873 | 0.873 | 562 | 04/15/2025 |
| Subtotal and Average | | | 795,673,537.53 | | 829,211,000.00 | 789,810,350.86 | 823,273,821.43 | 2.867 | 2.867 | 765 | |
| Washington Supranational Obligation | | | | | | | | | | | |
| 45818WCS3 | 11932 | InterAmerican Development Bank | | 12/03/2019 | 10,000,000.00 | 9,563,400.00 | 9,991,000.00 | 1.700 | 1.719 | 411 | 11/15/2024 |
| 45818WCS3 | 11950 | InterAmerican Development Bank | | 12/16/2019 | 25,000,000.00 | 23,908,500.00 | 24,891,000.00 | 1.700 | 1.793 | 411 | 11/15/2024 |
| 45818WDA1 | 12412 | InterAmerican Development Bank | | 03/11/2021 | 18,000,000.00 | 16,335,000.00 | 17,952,714.00 | 0.800 | 0.854 | 885 | 03/04/2026 |
| 45818WEP7 | 13060 | InterAmerican Development Bank | | 06/15/2023 | 9,500,000.00 | 9,227,825.00 | 9,419,250.00 | 4.300 | 4.492 | 1,719 | 06/15/2028 |
| 45818WER3 | 13104 | InterAmerican Development Bank | | 08/04/2023 | 50,000,000.00 | 48,511,500.00 | 49,263,375.00 | 4.050 | 4.400 | 1,761 | 07/27/2028 |
| 459058JL8 | 12277 | International Bank Recon & D | | 10/28/2020 | 15,000,000.00 | 13,650,900.00 | 14,983,050.00 | 0.500 | 0.523 | 758 | 10/28/2025 |
| 459058JM6 | 12312 | International Bank Recon & D | | 11/24/2020 | 20,000,000.00 | 19,843,600.00 | 19,957,000.00 | 0.250 | 0.322 | 54 | 11/24/2023 |
| 459058JM6 | 12313 | International Bank Recon & D | | 11/24/2020 | 15,000,000.00 | 14,882,700.00 | 14,967,750.00 | 0.250 | 0.322 | 54 | 11/24/2023 |
| 459058JE4 | 12358 | International Bank Recon & D | | 12/23/2020 | 10,000,000.00 | 9,162,400.00 | 9,984,000.00 | 0.375 | 0.410 | 666 | 07/28/2025 |
| 459058JS3 | 12390 | International Bank Recon & D | | 02/10/2021 | 15,000,000.00 | 13,501,950.00 | 15,000,000.00 | 0.650 | 0.650 | 863 | 02/10/2026 |
| 45905U5Y6 | 12400 | International Bank Recon & D | | 02/18/2021 | 9,500,000.00 | 8,534,325.00 | 9,492,875.00 | 0.600 | 0.615 | 871 | 02/18/2026 |
| 45905U5Y6 | 12401 | International Bank Recon & D | | 02/18/2021 | 10,000,000.00 | 8,983,500.00 | 10,000,000.00 | 0.600 | 0.600 | 871 | 02/18/2026 |
| 45906M2L4 | 12414 | International Bank Recon & D | | 03/12/2021 | 15,000,000.00 | 13,442,250.00 | 14,857,500.00 | 0.650 | 0.846 | 877 | 02/24/2026 |
| 45906M3C3 | 12669 | International Bank Recon & D | | 03/29/2022 | 7,500,000.00 | 7,376,775.00 | 7,494,150.00 | 2.250 | 2.290 | 179 | 03/28/2024 |
| 45906M3K5 | 12815 | International Bank Recon & D | | 09/30/2022 | 15,000,000.00 | 14,510,550.00 | 15,000,000.00 | 4.500 | 4.500 | 1,460 | 09/30/2027 |

**Alameda County Investment Pool
Portfolio Management
Portfolio Details - Investments
September 30, 2023**

| CUSIP | Investment # | Issuer | Average Balance | Purchase Date | Par Value | Market Value | Book Value | Stated Rate | YTM | Days to 365 Maturity | Maturity Date |
|--|--------------|------------------------------|-----------------------|---------------|-----------------------|-----------------------|-----------------------|-------------|--------------|----------------------|---------------|
| Washington Supranational Obligation | | | | | | | | | | | |
| 45906M4C2 | 13057 | International Bank Recon & D | | 06/15/2023 | 10,000,000.00 | 9,952,700.00 | 10,000,000.00 | 5.750 | 5.750 | 988 | 06/15/2026 |
| 45906M4E8 | 13065 | International Bank Recon & D | | 06/26/2023 | 10,000,000.00 | 9,765,400.00 | 10,000,000.00 | 4.500 | 4.500 | 1,730 | 06/26/2028 |
| 45906M4E8 | 13096 | International Bank Recon & D | | 07/28/2023 | 25,000,000.00 | 24,413,500.00 | 24,823,803.75 | 4.500 | 4.754 | 1,730 | 06/26/2028 |
| 45906M4E8 | 13109 | International Bank Recon & D | | 08/17/2023 | 25,000,000.00 | 24,413,500.00 | 24,815,156.75 | 4.500 | 4.820 | 1,730 | 06/26/2028 |
| 459058KW2 | 13133 | International Bank Recon & D | | 09/26/2023 | 20,000,000.00 | 19,923,600.00 | 19,995,000.00 | 4.625 | 4.632 | 1,766 | 08/01/2028 |
| 45950VNP7 | 11974 | IFCDN | | 01/17/2020 | 25,000,000.00 | 23,747,000.00 | 24,953,750.00 | 1.680 | 1.719 | 467 | 01/10/2025 |
| 45950VPX8 | 12446 | IFCDN | | 05/14/2021 | 10,000,000.00 | 8,929,100.00 | 10,000,000.00 | 0.860 | 0.860 | 956 | 05/14/2026 |
| 45950VQS8 | 12573 | IFCDN | | 11/24/2021 | 10,000,000.00 | 9,924,600.00 | 10,000,000.00 | 0.610 | 0.610 | 54 | 11/24/2023 |
| 45950KDD9 | 13081 | IFCDN | | 07/13/2023 | 20,000,000.00 | 19,763,800.00 | 19,977,800.00 | 4.500 | 4.525 | 1,747 | 07/13/2028 |
| Subtotal and Average | | | 381,156,674.50 | | 399,500,000.00 | 382,268,375.00 | 397,819,174.50 | | 2.662 | 1,067 | |
| Commercial Paper Disc. -Amortizing | | | | | | | | | | | |
| 89233GA48 | 13024 | Toyota Motor Credit Corp | | 05/09/2023 | 100,000,000.00 | 98,530,000.00 | 96,593,333.33 | 5.110 | 5.446 | 95 | 01/04/2024 |
| Subtotal and Average | | | 96,593,333.33 | | 100,000,000.00 | 98,530,000.00 | 96,593,333.33 | | 5.446 | 95 | |
| Agency Bullets (Aaa/AA+) | | | | | | | | | | | |
| 31422BFBK1 | 11756 | Farmer Mac | | 05/10/2019 | 25,000,000.00 | 24,545,000.00 | 25,000,000.00 | 2.400 | 2.400 | 213 | 05/01/2024 |
| 31422BJB7 | 11793 | Farmer Mac | | 07/22/2019 | 25,000,000.00 | 24,769,500.00 | 25,000,000.00 | 1.970 | 1.970 | 93 | 01/02/2024 |
| 31422BPC8 | 11911 | Farmer Mac | | 11/20/2019 | 20,000,000.00 | 19,895,600.00 | 20,000,000.00 | 1.720 | 1.720 | 50 | 11/20/2023 |
| 31422BQK9 | 11955 | Farmer Mac | | 12/20/2019 | 25,000,000.00 | 24,091,500.00 | 24,988,750.00 | 1.690 | 1.700 | 355 | 09/20/2024 |
| 31422BQW3 | 11956 | Farmer Mac | | 12/20/2019 | 40,000,000.00 | 40,000,000.00 | 40,000,000.00 | 1.740 | 1.740 | 1 | 10/02/2023 |
| 31422XXA5 | 12690 | Farmer Mac | | 04/08/2022 | 20,000,000.00 | 19,555,000.00 | 20,000,000.00 | 2.570 | 2.571 | 271 | 06/28/2024 |
| 31422XE40 | 12785 | Farmer Mac | | 08/19/2022 | 15,000,000.00 | 14,673,600.00 | 15,000,000.00 | 4.000 | 4.000 | 512 | 02/24/2025 |
| 31422X3G5 | 13044 | Farmer Mac | | 05/26/2023 | 15,000,000.00 | 14,669,850.00 | 15,000,000.00 | 5.000 | 5.000 | 1,699 | 05/26/2028 |
| 31422X3F7 | 13047 | Farmer Mac | | 06/01/2023 | 15,000,000.00 | 14,716,800.00 | 14,913,900.00 | 4.125 | 4.331 | 974 | 06/01/2026 |
| 31422X4P4 | 13074 | Farmer Mac | | 07/03/2023 | 10,000,000.00 | 9,838,500.00 | 10,000,000.00 | 4.380 | 4.380 | 1,370 | 07/02/2027 |
| 31422X4S8 | 13075 | Farmer Mac | | 07/03/2023 | 15,000,000.00 | 14,928,300.00 | 15,000,000.00 | 5.000 | 5.000 | 638 | 06/30/2025 |
| 31422X5V0 | 13107 | Farmer Mac | | 08/07/2023 | 15,000,000.00 | 14,683,050.00 | 15,000,000.00 | 4.430 | 4.430 | 1,772 | 08/07/2028 |
| 31422X6X5 | 13121 | Farmer Mac | | 09/08/2023 | 25,000,000.00 | 24,290,000.00 | 25,000,000.00 | 5.100 | 5.100 | 1,804 | 09/08/2028 |
| 31424WAE2 | 13144 | Farmer Mac | | 09/29/2023 | 15,000,000.00 | 14,995,740.00 | 14,979,900.00 | 5.020 | 5.073 | 1,037 | 08/03/2026 |
| 3133EKQU3 | 11778 | Federal Farm Credit Bank | | 06/21/2019 | 30,000,000.00 | 29,276,400.00 | 29,984,700.00 | 1.950 | 1.961 | 256 | 06/13/2024 |
| 3133EKTv8 | 11784 | Federal Farm Credit Bank | | 07/02/2019 | 12,000,000.00 | 11,672,160.00 | 11,998,320.00 | 1.900 | 1.903 | 274 | 07/01/2024 |
| 3133EKA63 | 11814 | Federal Farm Credit Bank | | 08/16/2019 | 10,000,000.00 | 9,673,800.00 | 9,982,800.00 | 1.600 | 1.636 | 320 | 08/16/2024 |
| 3133ELZM9 | 12140 | Federal Farm Credit Bank | | 05/15/2020 | 25,000,000.00 | 23,188,500.00 | 24,953,225.00 | 0.500 | 0.538 | 591 | 05/14/2025 |
| 3133ENKS8 | 12627 | Federal Farm Credit Bank | | 01/11/2022 | 7,500,000.00 | 7,113,150.00 | 7,483,125.00 | 1.125 | 1.202 | 463 | 01/06/2025 |
| 3133ENZS2 | 12755 | Federal Farm Credit Bank | | 06/28/2022 | 10,000,000.00 | 9,830,300.00 | 9,994,805.00 | 3.100 | 3.127 | 271 | 06/28/2024 |

Portfolio POOL
RC
PM (PRF_PM2) 7.3.0

**Alameda County Investment Pool
Portfolio Management
Portfolio Details - Investments
September 30, 2023**

| CUSIP | Investment # | Issuer | Average Balance | Purchase Date | Par Value | Market Value | Book Value | Stated Rate | YTM | Days to 365 Maturity | Maturity Date |
|---------------------------------|--------------|--------------------------|-----------------|---------------|---------------|---------------|---------------|-------------|-------|----------------------|---------------|
| Agency Bullets (Aaa/AA+) | | | | | | | | | | | |
| 3133ENZ37 | 12845 | Federal Farm Credit Bank | | 11/10/2022 | 18,500,000.00 | 18,365,690.00 | 18,497,040.00 | 4.875 | 4.886 | 467 | 01/10/2025 |
| 3133EPAF2 | 12937 | Federal Farm Credit Bank | | 02/08/2023 | 20,000,000.00 | 19,943,400.00 | 19,990,000.00 | 4.750 | 4.802 | 130 | 02/08/2024 |
| 3133EPBF1 | 12947 | Federal Farm Credit Bank | | 02/21/2023 | 15,500,000.00 | 15,420,485.00 | 15,479,230.00 | 4.875 | 4.969 | 325 | 08/21/2024 |
| 3133EPCX1 | 12961 | Federal Farm Credit Bank | | 03/10/2023 | 10,000,000.00 | 9,834,000.00 | 9,991,900.00 | 4.375 | 4.393 | 1,622 | 03/10/2028 |
| 3133EPGS8 | 13009 | Federal Farm Credit Bank | | 04/24/2023 | 15,000,000.00 | 14,761,950.00 | 14,998,650.00 | 4.250 | 4.257 | 662 | 07/24/2025 |
| 3133EPJX4 | 13035 | Federal Farm Credit Bank | | 05/17/2023 | 10,000,000.00 | 9,688,400.00 | 9,938,639.90 | 3.625 | 1.215 | 870 | 02/17/2026 |
| 3133EPKA2 | 13037 | Federal Farm Credit Bank | | 05/18/2023 | 15,000,000.00 | 14,692,650.00 | 14,992,695.00 | 4.000 | 4.025 | 687 | 08/18/2025 |
| 3133EPLC7 | 13045 | Federal Farm Credit Bank | | 05/26/2023 | 10,000,000.00 | 9,811,100.00 | 9,990,800.00 | 4.125 | 4.163 | 879 | 02/26/2026 |
| 3133EPLD5 | 13046 | Federal Farm Credit Bank | | 05/30/2023 | 10,000,000.00 | 9,617,500.00 | 9,982,500.00 | 3.875 | 3.914 | 1,703 | 05/30/2028 |
| 3133EPME2 | 13050 | Federal Farm Credit Bank | | 06/08/2023 | 15,000,000.00 | 14,423,400.00 | 14,966,850.00 | 3.875 | 3.924 | 1,712 | 06/08/2028 |
| 3133EPMV4 | 13058 | Federal Farm Credit Bank | | 06/15/2023 | 10,000,000.00 | 9,757,600.00 | 9,992,100.00 | 4.125 | 4.147 | 1,353 | 06/15/2027 |
| 3133EPNG6 | 13063 | Federal Farm Credit Bank | | 06/23/2023 | 25,000,000.00 | 24,672,000.00 | 24,986,750.00 | 4.375 | 4.394 | 996 | 06/23/2026 |
| 3133EPPE9 | 13077 | Federal Farm Credit Bank | | 07/06/2023 | 15,000,000.00 | 14,772,600.00 | 14,978,310.90 | 4.375 | 4.427 | 1,009 | 07/06/2026 |
| 3133EPQC2 | 13087 | Federal Farm Credit Bank | | 07/26/2023 | 16,985,000.00 | 16,826,699.80 | 16,969,436.99 | 4.625 | 4.700 | 1,020 | 07/17/2026 |
| 3133EPRS6 | 13093 | Federal Farm Credit Bank | | 07/28/2023 | 20,000,000.00 | 19,898,800.00 | 19,952,975.40 | 4.875 | 5.000 | 666 | 07/28/2025 |
| 3133EPWK7 | 13131 | Federal Farm Credit Bank | | 09/22/2023 | 25,000,000.00 | 24,788,750.00 | 24,853,107.52 | 4.500 | 4.633 | 1,818 | 09/22/2028 |
| 3130AGWK7 | 11815 | Federal Home Loan Bank | | 08/16/2019 | 12,000,000.00 | 11,595,120.00 | 11,971,800.00 | 1.500 | 2.136 | 319 | 08/15/2024 |
| 3130AGWK7 | 11816 | Federal Home Loan Bank | | 08/16/2019 | 20,000,000.00 | 19,325,200.00 | 19,953,000.00 | 1.500 | 1.549 | 319 | 08/15/2024 |
| 3130AGWK7 | 11817 | Federal Home Loan Bank | | 08/16/2019 | 20,000,000.00 | 19,325,200.00 | 19,953,000.00 | 1.500 | 1.549 | 319 | 08/15/2024 |
| 3130AK5E2 | 12220 | Federal Home Loan Bank | | 09/11/2020 | 2,000,000.00 | 1,827,500.00 | 1,994,000.00 | 0.375 | 0.436 | 704 | 09/04/2025 |
| 3130APU29 | 12551 | Federal Home Loan Bank | | 11/12/2021 | 12,800,000.00 | 12,734,336.00 | 12,794,112.00 | 0.500 | 0.523 | 39 | 11/09/2023 |
| 3130APU29 | 12552 | Federal Home Loan Bank | | 11/12/2021 | 20,000,000.00 | 19,897,400.00 | 19,990,800.00 | 0.500 | 0.523 | 39 | 11/09/2023 |
| 3130AQF57 | 12598 | Federal Home Loan Bank | | 12/22/2021 | 25,000,000.00 | 24,733,000.00 | 24,945,000.00 | 0.625 | 0.736 | 82 | 12/22/2023 |
| 3130AQF40 | 12599 | Federal Home Loan Bank | | 12/22/2021 | 25,000,000.00 | 23,704,750.00 | 24,978,059.90 | 1.000 | 1.030 | 446 | 12/20/2024 |
| 3130AQF65 | 12600 | Federal Home Loan Bank | | 12/22/2021 | 25,000,000.00 | 22,324,000.00 | 24,925,261.74 | 1.250 | 1.311 | 1,177 | 12/21/2026 |
| 3130ASDS5 | 12745 | Federal Home Loan Bank | | 06/10/2022 | 20,000,000.00 | 19,594,600.00 | 19,953,600.00 | 2.750 | 2.867 | 271 | 06/28/2024 |
| 3130ASME6 | 12768 | Federal Home Loan Bank | | 07/08/2022 | 15,000,000.00 | 14,717,550.00 | 14,970,900.00 | 3.000 | 3.101 | 281 | 07/08/2024 |
| 3130ASME6 | 12769 | Federal Home Loan Bank | | 07/08/2022 | 10,000,000.00 | 9,811,700.00 | 9,980,600.00 | 3.000 | 3.101 | 281 | 07/08/2024 |
| 3130ASME6 | 12770 | Federal Home Loan Bank | | 07/08/2022 | 5,000,000.00 | 4,905,850.00 | 4,990,300.00 | 3.000 | 3.101 | 281 | 07/08/2024 |
| 3130ATPY7 | 12822 | Federal Home Loan Bank | | 10/19/2022 | 9,500,000.00 | 9,424,380.00 | 9,477,580.00 | 4.500 | 4.644 | 257 | 06/14/2024 |
| 3130ATQ91 | 12825 | Federal Home Loan Bank | | 10/20/2022 | 10,750,000.00 | 10,744,302.50 | 10,747,312.50 | 4.625 | 4.651 | 19 | 10/20/2023 |
| 3130ATT31 | 12829 | Federal Home Loan Bank | | 10/28/2022 | 15,000,000.00 | 14,835,450.00 | 14,983,650.00 | 4.500 | 4.561 | 368 | 10/03/2024 |
| 3130AUCS1 | 12909 | Federal Home Loan Bank | | 12/21/2022 | 5,000,000.00 | 4,991,850.00 | 5,000,000.00 | 4.750 | 4.750 | 81 | 12/21/2023 |
| 3130ATVD6 | 12949 | Federal Home Loan Bank | | 02/28/2023 | 5,000,000.00 | 4,970,100.00 | 4,982,000.00 | 4.875 | 5.120 | 348 | 09/13/2024 |
| 3130AV7L0 | 12953 | Federal Home Loan Bank | | 03/03/2023 | 19,000,000.00 | 18,905,000.00 | 18,974,920.00 | 5.000 | 5.071 | 516 | 02/28/2025 |
| 3130AV7L0 | 12954 | Federal Home Loan Bank | | 03/03/2023 | 25,000,000.00 | 24,875,000.00 | 24,967,000.00 | 5.000 | 5.071 | 516 | 02/28/2025 |

**Alameda County Investment Pool
Portfolio Management
Portfolio Details - Investments
September 30, 2023**

| CUSIP | Investment # | Issuer | Average Balance | Purchase Date | Par Value | Market Value | Book Value | Stated Rate | YTM 365 | Days to Maturity | Maturity Date |
|---------------------------------|--------------|----------------------------|-------------------------|---------------|-------------------------|-------------------------|-------------------------|--------------|------------|------------------|---------------|
| Agency Bullets (Aaa/AA+) | | | | | | | | | | | |
| 3130AWER7 | 13054 | Federal Home Loan Bank | | 06/12/2023 | 9,000,000.00 | 8,925,930.00 | 8,992,530.00 | 4.625 | 4.670 | 614 | 06/06/2025 |
| 3130AWER7 | 13055 | Federal Home Loan Bank | | 06/12/2023 | 17,000,000.00 | 16,860,090.00 | 16,985,890.00 | 4.625 | 4.670 | 614 | 06/06/2025 |
| 3130AWC24 | 13064 | Federal Home Loan Bank | | 06/23/2023 | 15,000,000.00 | 14,567,700.00 | 14,996,466.67 | 4.000 | 4.059 | 1,713 | 06/09/2028 |
| 3130AWC24 | 13068 | Federal Home Loan Bank | | 06/28/2023 | 9,025,000.00 | 8,764,899.50 | 9,008,484.25 | 4.000 | 4.108 | 1,713 | 06/09/2028 |
| 3130AWN63 | 13082 | Federal Home Loan Bank | | 07/14/2023 | 10,000,000.00 | 9,708,000.00 | 9,973,400.00 | 4.000 | 4.060 | 1,734 | 06/30/2028 |
| 3130AWN63 | 13083 | Federal Home Loan Bank | | 07/14/2023 | 20,000,000.00 | 19,416,000.00 | 19,946,800.00 | 4.000 | 4.060 | 1,734 | 06/30/2028 |
| 3130AWTQ3 | 13142 | Federal Home Loan Bank | | 09/28/2023 | 16,600,000.00 | 16,467,864.00 | 16,542,688.50 | 4.625 | 5.003 | 1,076 | 09/11/2026 |
| 31422BFL9 | 11755 | Federal Home Loan Mtg Corp | | 05/10/2019 | 25,000,000.00 | 24,676,000.00 | 25,000,000.00 | 2.400 | 2.400 | 152 | 03/01/2024 |
| 3137EAEP0 | 12014 | Federal Home Loan Mtg Corp | | 02/14/2020 | 15,000,000.00 | 14,257,800.00 | 14,988,450.00 | 1.500 | 1.516 | 500 | 02/12/2025 |
| 3137EAEP0 | 12015 | Federal Home Loan Mtg Corp | | 02/14/2020 | 10,000,000.00 | 9,505,200.00 | 9,992,300.00 | 1.500 | 1.516 | 500 | 02/12/2025 |
| 3137EAEU9 | 12195 | Federal Home Loan Mtg Corp | | 07/23/2020 | 10,000,000.00 | 9,191,000.00 | 9,950,200.00 | 0.375 | 0.727 | 659 | 07/21/2025 |
| 3137EAEZ8 | 12291 | Federal Home Loan Mtg Corp | | 11/05/2020 | 10,000,000.00 | 9,951,400.00 | 9,991,000.00 | 0.250 | 0.280 | 36 | 11/06/2023 |
| 3137EAEZ8 | 12293 | Federal Home Loan Mtg Corp | | 11/05/2020 | 10,000,000.00 | 9,951,400.00 | 9,991,000.00 | 0.250 | 0.280 | 36 | 11/06/2023 |
| 3137EAFA2 | 12331 | Federal Home Loan Mtg Corp | | 12/04/2020 | 15,000,000.00 | 14,867,100.00 | 14,985,150.00 | 0.250 | 0.283 | 64 | 12/04/2023 |
| 3137EAFA2 | 12332 | Federal Home Loan Mtg Corp | | 12/04/2020 | 10,000,000.00 | 9,911,400.00 | 9,990,100.00 | 0.250 | 0.283 | 64 | 12/04/2023 |
| 3137EAEX3 | 12405 | Federal Home Loan Mtg Corp | | 02/26/2021 | 15,000,000.00 | 13,676,400.00 | 14,747,400.00 | 0.375 | 0.750 | 723 | 09/23/2025 |
| 3137EAEX3 | 13004 | Federal Home Loan Mtg Corp | | 04/21/2023 | 25,000,000.00 | 22,794,000.00 | 22,833,314.75 | 0.375 | 4.174 | 723 | 09/23/2025 |
| 3134GW5P7 | 13036 | Federal Home Loan Mtg Corp | | 05/17/2023 | 34,018,000.00 | 30,943,453.16 | 31,182,502.86 | 0.600 | 4.240 | 757 | 10/27/2025 |
| 3135G0V34 | 11657 | Federal National Mtg Assn | | 02/08/2019 | 20,000,000.00 | 19,790,600.00 | 19,925,600.00 | 2.500 | 2.580 | 127 | 02/05/2024 |
| 3135G0V34 | 11658 | Federal National Mtg Assn | | 02/08/2019 | 20,000,000.00 | 19,790,600.00 | 19,925,600.00 | 2.500 | 2.580 | 127 | 02/05/2024 |
| 3135G0V75 | 11788 | Federal National Mtg Assn | | 07/08/2019 | 20,000,000.00 | 19,447,200.00 | 19,924,200.00 | 1.750 | 1.830 | 275 | 07/02/2024 |
| 3135G0W66 | 11872 | Federal National Mtg Assn | | 10/18/2019 | 20,000,000.00 | 19,229,400.00 | 19,965,800.00 | 1.625 | 1.661 | 380 | 10/15/2024 |
| 3135G0W66 | 11875 | Federal National Mtg Assn | | 10/18/2019 | 25,000,000.00 | 24,036,750.00 | 24,957,250.00 | 1.625 | 1.661 | 380 | 10/15/2024 |
| 3135G0W66 | 11876 | Federal National Mtg Assn | | 10/18/2019 | 25,000,000.00 | 24,036,750.00 | 24,957,250.00 | 1.625 | 1.661 | 380 | 10/15/2024 |
| 3135G0W66 | 11918 | Federal National Mtg Assn | | 11/22/2019 | 25,000,000.00 | 24,036,750.00 | 24,939,515.00 | 1.625 | 1.677 | 380 | 10/15/2024 |
| 3135G0X24 | 11969 | Federal National Mtg Assn | | 01/10/2020 | 20,000,000.00 | 19,086,600.00 | 19,936,200.00 | 1.625 | 1.692 | 464 | 01/07/2025 |
| 3135G0X24 | 11970 | Federal National Mtg Assn | | 01/10/2020 | 20,000,000.00 | 19,086,600.00 | 19,936,200.00 | 1.625 | 1.692 | 464 | 01/07/2025 |
| 3135G04Z3 | 12171 | Federal National Mtg Assn | | 06/19/2020 | 20,000,000.00 | 18,492,000.00 | 19,958,600.00 | 0.500 | 0.542 | 625 | 06/17/2025 |
| 3135G04Z3 | 12172 | Federal National Mtg Assn | | 06/19/2020 | 15,000,000.00 | 13,869,000.00 | 14,968,950.00 | 0.500 | 0.542 | 625 | 06/17/2025 |
| 3135G06G3 | 12299 | Federal National Mtg Assn | | 11/12/2020 | 18,000,000.00 | 16,368,840.00 | 17,935,560.00 | 0.500 | 0.573 | 768 | 11/07/2025 |
| 3135G06H1 | 12321 | Federal National Mtg Assn | | 11/25/2020 | 15,000,000.00 | 14,883,450.00 | 14,982,900.00 | 0.250 | 0.288 | 57 | 11/27/2023 |
| 3135GADM0 | 12907 | Federal National Mtg Assn | | 12/20/2022 | 15,000,000.00 | 14,982,750.00 | 15,000,000.00 | 5.000 | 5.000 | 80 | 12/20/2023 |
| Subtotal and Average | | | 1,441,982,440.64 | | 1,480,178,000.00 | 1,438,496,989.96 | 1,472,784,708.88 | 2.826 | 592 | | |

**Alameda County Investment Pool
Portfolio Management
Portfolio Details - Investments
September 30, 2023**

| CUSIP | Investment # | Issuer | Average Balance | Purchase Date | Par Value | Market Value | Book Value | Stated Rate | YTM | Days to Maturity | Maturity Date |
|---|--------------|--------------------------------|-----------------------|---------------|-----------------------|-----------------------|-----------------------|-------------|--------------|------------------|---------------|
| Federal Agency Disc. -Amortizing | | | | | | | | | | | |
| 313384SW0 | 12938 | Federal Home Loan Bk Disc Note | | 02/10/2023 | 50,000,000.00 | 49,080,500.00 | 47,583,444.44 | 4.780 | 5.099 | 131 | 02/09/2024 |
| 313384SW0 | 12939 | Federal Home Loan Bk Disc Note | | 02/10/2023 | 50,000,000.00 | 49,080,500.00 | 47,583,444.44 | 4.780 | 5.099 | 131 | 02/09/2024 |
| 313384SM2 | 13071 | Federal Home Loan Bk Disc Note | | 06/30/2023 | 50,000,000.00 | 49,143,000.00 | 48,432,291.67 | 5.250 | 5.549 | 122 | 01/31/2024 |
| 313384TH2 | 13072 | Federal Home Loan Bk Disc Note | | 06/30/2023 | 50,000,000.00 | 49,003,500.00 | 48,286,458.33 | 5.250 | 5.554 | 142 | 02/20/2024 |
| Subtotal and Average | | | 279,912,935.18 | | 200,000,000.00 | 196,307,500.00 | 191,885,638.88 | | 5.327 | 131 | |
| Treasury Notes and Bonds | | | | | | | | | | | |
| 912828Y87 | 11919 | U.S. Treasury | | 11/22/2019 | 50,000,000.00 | 48,490,500.00 | 50,298,828.15 | 1.750 | 1.617 | 304 | 07/31/2024 |
| 912828Y87 | 11936 | U.S. Treasury | | 12/10/2019 | 50,000,000.00 | 48,490,500.00 | 50,134,765.65 | 1.750 | 1.689 | 304 | 07/31/2024 |
| 91282CBM2 | 12408 | U.S. Treasury | | 02/26/2021 | 50,000,000.00 | 49,031,500.00 | 49,699,218.75 | 0.125 | 0.329 | 137 | 02/15/2024 |
| 91282CBQ3 | 12409 | U.S. Treasury | | 03/01/2021 | 25,000,000.00 | 22,507,750.00 | 24,630,859.38 | 0.500 | 0.802 | 881 | 02/28/2026 |
| 91282CCZ2 | 12520 | U.S. Treasury | | 09/30/2021 | 50,000,000.00 | 44,617,000.00 | 49,666,015.64 | 0.875 | 1.012 | 1,095 | 09/30/2026 |
| 91282CAT8 | 12522 | U.S. Treasury | | 09/30/2021 | 50,000,000.00 | 45,338,000.00 | 48,865,234.39 | 0.250 | 0.816 | 761 | 10/31/2025 |
| 91282CDB4 | 12537 | U.S. Treasury | | 10/27/2021 | 50,000,000.00 | 47,590,000.00 | 49,742,187.50 | 0.625 | 0.801 | 380 | 10/15/2024 |
| 91282CDD0 | 12555 | U.S. Treasury | | 11/15/2021 | 50,000,000.00 | 49,804,000.00 | 49,873,003.74 | 0.375 | 0.513 | 30 | 10/31/2023 |
| 91282CCT6 | 12596 | U.S. Treasury | | 12/21/2021 | 50,000,000.00 | 47,836,000.00 | 49,373,046.90 | 0.375 | 0.854 | 319 | 08/15/2024 |
| 91282CDB4 | 12597 | U.S. Treasury | | 12/21/2021 | 50,000,000.00 | 47,590,000.00 | 49,626,953.15 | 0.625 | 0.894 | 380 | 10/15/2024 |
| 91282CCT6 | 12606 | U.S. Treasury | | 12/23/2021 | 50,000,000.00 | 47,836,000.00 | 49,349,609.40 | 0.375 | 0.873 | 319 | 08/15/2024 |
| 91282CDV0 | 12634 | U.S. Treasury | | 01/31/2022 | 50,000,000.00 | 49,256,000.00 | 49,679,687.50 | 0.875 | 1.200 | 122 | 01/31/2024 |
| 91282CDD0 | 12681 | U.S. Treasury | | 04/21/2022 | 50,000,000.00 | 49,804,000.00 | 48,494,140.65 | 0.375 | 2.398 | 30 | 10/31/2023 |
| Subtotal and Average | | | 667,714,019.55 | | 625,000,000.00 | 598,191,250.00 | 619,433,550.80 | | 1.071 | 369 | |
| Treasury Discounts -Amortizing | | | | | | | | | | | |
| 912796ZY8 | 13101 | Treasury Bill | | 07/31/2023 | 50,000,000.00 | 49,151,500.00 | 48,700,229.17 | 5.258 | 5.549 | 116 | 01/25/2024 |
| 912797HX8 | 13137 | Treasury Bill | | 09/27/2023 | 50,000,000.00 | 49,323,000.00 | 49,285,972.22 | 5.300 | 5.527 | 93 | 01/02/2024 |
| 912797HX8 | 13138 | Treasury Bill | | 09/27/2023 | 50,000,000.00 | 49,323,000.00 | 49,285,972.22 | 5.300 | 5.527 | 93 | 01/02/2024 |
| Subtotal and Average | | | 61,843,155.10 | | 150,000,000.00 | 147,797,500.00 | 147,272,173.61 | | 5.534 | 101 | |
| Agency Callables (Aaa/AA+) | | | | | | | | | | | |
| 31422XXL1 | 12698 | Farmer Mac | | 04/28/2022 | 25,000,000.00 | 24,002,000.00 | 25,000,000.00 | 3.050 | 3.051 | 666 | 07/28/2025 |
| 31422XXG2 | 12700 | Farmer Mac | | 04/26/2022 | 15,000,000.00 | 13,990,200.00 | 15,000,000.00 | 3.100 | 3.100 | 1,303 | 04/26/2027 |
| 31422XN40 | 12837 | Farmer Mac | | 11/01/2022 | 15,000,000.00 | 14,710,350.00 | 15,000,000.00 | 5.050 | 5.050 | 1,492 | 11/01/2027 |
| 31422XN40 | 12838 | Farmer Mac | | 11/01/2022 | 15,000,000.00 | 14,710,350.00 | 15,000,000.00 | 5.050 | 5.050 | 1,492 | 11/01/2027 |
| 31422XQ62 | 12855 | Farmer Mac | | 11/22/2022 | 20,000,000.00 | 19,749,000.00 | 20,000,000.00 | 5.300 | 5.300 | 964 | 05/22/2026 |
| 31422X3A8 | 13038 | Farmer Mac | | 05/19/2023 | 25,000,000.00 | 23,896,000.00 | 25,000,000.00 | 4.250 | 4.250 | 1,692 | 05/19/2028 |
| 31422X4B5 | 13061 | Farmer Mac | | 06/16/2023 | 15,000,000.00 | 14,575,350.00 | 15,000,000.00 | 4.850 | 4.850 | 1,720 | 06/16/2028 |

Portfolio POOL
RC
PM (PRF_PM2) 7.3.0

**Alameda County Investment Pool
Portfolio Management
Portfolio Details - Investments
September 30, 2023**

| CUSIP | Investment # | Issuer | Average Balance | Purchase Date | Par Value | Market Value | Book Value | Stated Rate | YTM 365 | Days to Maturity | Maturity Date |
|-----------------------------------|--------------|--------------------------|-----------------|---------------|---------------|---------------|---------------|-------------|---------|------------------|---------------|
| Agency Callables (Aaa/AA+) | | | | | | | | | | | |
| 31422X4V1 | 13079 | Farmer Mac | | 07/12/2023 | 15,000,000.00 | 14,831,850.00 | 15,000,000.00 | 5.970 | 5.970 | 1,746 | 07/12/2028 |
| 31422X4V1 | 13080 | Farmer Mac | | 07/12/2023 | 2,000,000.00 | 1,977,580.00 | 2,000,000.00 | 5.970 | 5.970 | 1,746 | 07/12/2028 |
| 31422X5E8 | 13091 | Farmer Mac | | 07/28/2023 | 15,000,000.00 | 14,635,350.00 | 15,000,000.00 | 5.000 | 5.001 | 1,734 | 06/30/2028 |
| 31422X5N8 | 13094 | Farmer Mac | | 07/28/2023 | 15,000,000.00 | 14,827,500.00 | 15,000,000.00 | 5.550 | 5.550 | 1,760 | 07/26/2028 |
| 31422X5N8 | 13095 | Farmer Mac | | 07/28/2023 | 10,000,000.00 | 9,885,000.00 | 10,000,000.00 | 5.550 | 5.550 | 1,760 | 07/26/2028 |
| 31422X6C1 | 13110 | Farmer Mac | | 08/18/2023 | 25,000,000.00 | 24,768,550.00 | 25,000,000.00 | 5.150 | 5.150 | 1,783 | 08/18/2028 |
| 31422X6P2 | 13120 | Farmer Mac | | 09/05/2023 | 15,000,000.00 | 14,971,200.00 | 15,000,000.00 | 5.250 | 5.252 | 1,709 | 06/05/2028 |
| 3133EMYD8 | 12441 | Federal Farm Credit Bank | | 05/06/2021 | 15,000,000.00 | 13,689,750.00 | 15,000,000.00 | 0.850 | 0.850 | 764 | 11/03/2025 |
| 3133EMZS4 | 12447 | Federal Farm Credit Bank | | 05/18/2021 | 10,000,000.00 | 8,963,400.00 | 10,000,000.00 | 0.900 | 0.900 | 960 | 05/18/2026 |
| 3133ENEJ5 | 12564 | Federal Farm Credit Bank | | 11/18/2021 | 25,000,000.00 | 23,775,750.00 | 24,971,250.00 | 0.875 | 0.914 | 414 | 11/18/2024 |
| 3133ENHW3 | 12603 | Federal Farm Credit Bank | | 12/23/2021 | 25,000,000.00 | 23,279,000.00 | 25,000,000.00 | 1.170 | 1.170 | 631 | 06/23/2025 |
| 3133ENPG9 | 12642 | Federal Farm Credit Bank | | 02/15/2022 | 15,000,000.00 | 14,277,900.00 | 14,959,950.00 | 1.750 | 1.842 | 502 | 02/14/2025 |
| 3133EMYD8 | 12987 | Federal Farm Credit Bank | | 04/14/2023 | 6,260,000.00 | 5,713,189.00 | 5,758,448.80 | 0.850 | 4.192 | 764 | 11/03/2025 |
| 3130AKN85 | 12367 | Federal Home Loan Bank | | 01/20/2021 | 20,000,000.00 | 17,975,600.00 | 19,974,000.00 | 0.550 | 0.576 | 842 | 01/20/2026 |
| 3130AKVY9 | 12373 | Federal Home Loan Bank | | 01/29/2021 | 10,000,000.00 | 8,972,400.00 | 10,000,000.00 | 0.520 | 0.520 | 851 | 01/29/2026 |
| 3130AKVN3 | 12374 | Federal Home Loan Bank | | 01/29/2021 | 5,000,000.00 | 4,486,200.00 | 5,000,000.00 | 0.520 | 0.520 | 851 | 01/29/2026 |
| 3130AKUS3 | 12377 | Federal Home Loan Bank | | 01/29/2021 | 15,450,000.00 | 13,857,259.50 | 15,442,275.00 | 0.500 | 0.510 | 850 | 01/28/2026 |
| 3130AKMD5 | 12378 | Federal Home Loan Bank | | 01/29/2021 | 4,980,000.00 | 4,467,657.60 | 4,976,324.76 | 0.500 | 0.515 | 848 | 01/26/2026 |
| 3130AKXB7 | 12391 | Federal Home Loan Bank | | 02/11/2021 | 10,000,000.00 | 8,972,200.00 | 10,000,000.00 | 0.580 | 0.580 | 864 | 02/11/2026 |
| 3130AKXB7 | 12392 | Federal Home Loan Bank | | 02/11/2021 | 20,000,000.00 | 17,944,400.00 | 20,000,000.00 | 0.580 | 0.580 | 864 | 02/11/2026 |
| 3130AKWA0 | 12393 | Federal Home Loan Bank | | 02/12/2021 | 13,000,000.00 | 11,645,530.00 | 12,979,200.00 | 0.520 | 0.552 | 865 | 02/12/2026 |
| 3130AKXQ4 | 12394 | Federal Home Loan Bank | | 02/12/2021 | 15,000,000.00 | 13,463,400.00 | 15,000,000.00 | 0.600 | 0.600 | 865 | 02/12/2026 |
| 3130AKVR4 | 12395 | Federal Home Loan Bank | | 02/12/2021 | 20,000,000.00 | 17,929,200.00 | 20,000,000.00 | 0.550 | 0.550 | 865 | 02/12/2026 |
| 3130AL3S1 | 12397 | Federal Home Loan Bank | | 02/17/2021 | 10,000,000.00 | 8,976,400.00 | 10,000,000.00 | 0.625 | 0.625 | 870 | 02/17/2026 |
| 3130ALEM2 | 12403 | Federal Home Loan Bank | | 02/25/2021 | 15,000,000.00 | 13,507,050.00 | 15,000,000.00 | 0.790 | 0.790 | 878 | 02/25/2026 |
| 3130AKZ25 | 12406 | Federal Home Loan Bank | | 02/26/2021 | 10,000,000.00 | 8,972,600.00 | 10,000,000.00 | 0.650 | 0.650 | 879 | 02/26/2026 |
| 3130ALJ70 | 12413 | Federal Home Loan Bank | | 03/12/2021 | 10,000,000.00 | 9,774,100.00 | 10,000,000.00 | 0.400 | 0.400 | 163 | 03/12/2024 |
| 3130ALGJ7 | 12419 | Federal Home Loan Bank | | 03/23/2021 | 20,000,000.00 | 18,055,600.00 | 20,000,000.00 | 1.000 | 1.000 | 904 | 03/23/2026 |
| 3130ALGJ7 | 12420 | Federal Home Loan Bank | | 03/23/2021 | 9,250,000.00 | 8,350,715.00 | 9,250,000.00 | 1.000 | 1.000 | 904 | 03/23/2026 |
| 3130ALVS0 | 12436 | Federal Home Loan Bank | | 04/27/2021 | 15,000,000.00 | 14,057,700.00 | 15,000,000.00 | 0.620 | 0.620 | 484 | 01/27/2025 |
| 3130AMAG7 | 12437 | Federal Home Loan Bank | | 04/29/2021 | 10,000,000.00 | 9,009,200.00 | 10,000,000.00 | 1.050 | 1.050 | 941 | 04/29/2026 |
| 3130AMUP5 | 12466 | Federal Home Loan Bank | | 06/23/2021 | 15,000,000.00 | 14,110,200.00 | 15,000,000.00 | 0.500 | 0.500 | 449 | 12/23/2024 |
| 3130AMU75 | 12476 | Federal Home Loan Bank | | 06/30/2021 | 10,000,000.00 | 8,948,300.00 | 10,000,000.00 | 1.000 | 1.000 | 999 | 06/26/2026 |
| 3130ANSC53 | 12494 | Federal Home Loan Bank | | 08/30/2021 | 15,000,000.00 | 13,347,000.00 | 15,000,000.00 | 1.000 | 1.000 | 1,060 | 08/26/2026 |
| 3130ANWK24 | 12495 | Federal Home Loan Bank | | 08/30/2021 | 25,000,000.00 | 23,359,250.00 | 25,000,000.00 | 0.650 | 0.650 | 514 | 02/26/2025 |
| 3130ANWG1 | 12496 | Federal Home Loan Bank | | 08/30/2021 | 25,000,000.00 | 23,883,750.00 | 25,000,000.00 | 0.500 | 0.500 | 330 | 08/26/2024 |

**Alameda County Investment Pool
Portfolio Management
Portfolio Details - Investments
September 30, 2023**

| CUSIP | Investment # | Issuer | Average Balance | Purchase Date | Par Value | Market Value | Book Value | Stated Rate | YTM | Days to 365 Maturity | Maturity Date |
|-----------------------------------|--------------|------------------------|-----------------|---------------|---------------|---------------|---------------|-------------|-------|----------------------|---------------|
| Agency Callables (Aaa/AA+) | | | | | | | | | | | |
| 3130ANWJ5 | 12497 | Federal Home Loan Bank | | 08/30/2021 | 25,000,000.00 | 23,125,500.00 | 25,000,000.00 | 0.720 | 0.720 | 618 | 06/10/2025 |
| 3130ANU32 | 12516 | Federal Home Loan Bank | | 09/22/2021 | 10,000,000.00 | 8,871,900.00 | 9,995,000.00 | 1.000 | 1.010 | 1,087 | 09/22/2026 |
| 3130APDL6 | 12521 | Federal Home Loan Bank | | 09/30/2021 | 15,000,000.00 | 13,868,100.00 | 15,000,000.00 | 0.800 | 0.800 | 638 | 06/30/2025 |
| 3130APJ89 | 12538 | Federal Home Loan Bank | | 10/28/2021 | 10,000,000.00 | 9,495,700.00 | 10,000,000.00 | 0.700 | 0.700 | 393 | 10/28/2024 |
| 3130APLB9 | 12539 | Federal Home Loan Bank | | 10/28/2021 | 10,000,000.00 | 9,511,200.00 | 10,000,000.00 | 0.850 | 0.850 | 393 | 10/28/2024 |
| 3130APLB9 | 12540 | Federal Home Loan Bank | | 10/28/2021 | 10,000,000.00 | 9,511,200.00 | 10,000,000.00 | 0.850 | 0.850 | 393 | 10/28/2024 |
| 3130APRA5 | 12554 | Federal Home Loan Bank | | 11/15/2021 | 25,000,000.00 | 23,792,750.00 | 25,000,000.00 | 1.100 | 1.100 | 411 | 11/15/2024 |
| 3130APRU1 | 12556 | Federal Home Loan Bank | | 11/16/2021 | 10,000,000.00 | 9,609,200.00 | 10,000,000.00 | 1.000 | 1.000 | 320 | 08/16/2024 |
| 3130APRU1 | 12557 | Federal Home Loan Bank | | 11/16/2021 | 25,000,000.00 | 24,023,000.00 | 25,000,000.00 | 1.000 | 1.000 | 320 | 08/16/2024 |
| 3130APLJ2 | 12560 | Federal Home Loan Bank | | 11/17/2021 | 15,000,000.00 | 14,904,750.00 | 15,000,000.00 | 0.500 | 0.500 | 47 | 11/17/2023 |
| 3130APNH4 | 12561 | Federal Home Loan Bank | | 11/18/2021 | 10,000,000.00 | 9,182,400.00 | 10,000,000.00 | 1.200 | 1.200 | 779 | 11/18/2025 |
| 3130APQG3 | 12562 | Federal Home Loan Bank | | 11/18/2021 | 20,000,000.00 | 18,364,800.00 | 20,000,000.00 | 1.200 | 1.200 | 779 | 11/18/2025 |
| 3130APRE7 | 12563 | Federal Home Loan Bank | | 11/18/2021 | 25,000,000.00 | 23,499,500.00 | 25,000,000.00 | 1.010 | 1.010 | 506 | 02/18/2025 |
| 3130APBR5 | 12570 | Federal Home Loan Bank | | 11/19/2021 | 14,950,000.00 | 14,048,365.50 | 14,804,237.50 | 0.650 | 0.967 | 464 | 01/07/2025 |
| 3130APVJ1 | 12571 | Federal Home Loan Bank | | 11/23/2021 | 15,000,000.00 | 13,440,150.00 | 15,000,000.00 | 1.500 | 1.500 | 1,149 | 11/23/2026 |
| 3130APUP8 | 12572 | Federal Home Loan Bank | | 11/23/2021 | 25,000,000.00 | 23,947,500.00 | 25,000,000.00 | 0.750 | 0.750 | 327 | 08/23/2024 |
| 3130APWH4 | 12574 | Federal Home Loan Bank | | 11/24/2021 | 15,000,000.00 | 14,897,100.00 | 15,000,000.00 | 0.750 | 0.750 | 52 | 11/22/2023 |
| 3130APWM3 | 12581 | Federal Home Loan Bank | | 11/30/2021 | 10,000,000.00 | 9,501,400.00 | 10,000,000.00 | 1.050 | 1.050 | 421 | 11/25/2024 |
| 3130APWE1 | 12582 | Federal Home Loan Bank | | 11/30/2021 | 15,000,000.00 | 13,437,750.00 | 15,000,000.00 | 1.500 | 1.500 | 1,151 | 11/25/2026 |
| 3130APWV3 | 12583 | Federal Home Loan Bank | | 11/30/2021 | 25,000,000.00 | 23,753,500.00 | 25,000,000.00 | 1.050 | 1.050 | 421 | 11/25/2024 |
| 3130APW43 | 12585 | Federal Home Loan Bank | | 12/02/2021 | 8,125,000.00 | 7,276,262.50 | 8,123,375.00 | 1.500 | 1.504 | 1,158 | 12/02/2026 |
| 3130APW84 | 12586 | Federal Home Loan Bank | | 12/03/2021 | 10,000,000.00 | 8,954,900.00 | 9,997,500.00 | 1.500 | 1.505 | 1,159 | 12/03/2026 |
| 3130APXL4 | 12589 | Federal Home Loan Bank | | 12/10/2021 | 25,000,000.00 | 23,769,250.00 | 24,993,750.00 | 1.100 | 1.108 | 436 | 12/10/2024 |
| 3130APXT7 | 12594 | Federal Home Loan Bank | | 12/17/2021 | 10,000,000.00 | 8,972,800.00 | 10,000,000.00 | 1.600 | 1.600 | 1,173 | 12/17/2026 |
| 3130AQ4D2 | 12602 | Federal Home Loan Bank | | 12/23/2021 | 7,650,000.00 | 7,262,833.50 | 7,650,000.00 | 1.250 | 1.250 | 450 | 12/24/2024 |
| 3130AQ2Z5 | 12607 | Federal Home Loan Bank | | 12/27/2021 | 25,000,000.00 | 22,848,500.00 | 25,000,000.00 | 1.500 | 1.500 | 908 | 03/27/2026 |
| 3130AQ7M9 | 12608 | Federal Home Loan Bank | | 12/27/2021 | 25,000,000.00 | 23,303,750.00 | 25,000,000.00 | 1.250 | 1.250 | 635 | 06/27/2025 |
| 3130AQFC2 | 12609 | Federal Home Loan Bank | | 12/27/2021 | 25,000,000.00 | 23,900,500.00 | 24,993,750.00 | 1.000 | 1.009 | 362 | 09/27/2024 |
| 3130AQ6F5 | 12610 | Federal Home Loan Bank | | 12/28/2021 | 10,000,000.00 | 9,887,300.00 | 10,000,000.00 | 0.800 | 0.800 | 88 | 12/28/2023 |
| 3130AQA29 | 12611 | Federal Home Loan Bank | | 12/28/2021 | 15,000,000.00 | 14,093,400.00 | 15,000,000.00 | 1.230 | 1.230 | 544 | 03/28/2025 |
| 3130AQDR1 | 12613 | Federal Home Loan Bank | | 12/30/2021 | 25,000,000.00 | 24,166,500.00 | 25,000,000.00 | 1.000 | 1.000 | 271 | 06/28/2024 |
| 3130AQDQ3 | 12614 | Federal Home Loan Bank | | 12/30/2021 | 15,000,000.00 | 13,971,450.00 | 15,000,000.00 | 1.220 | 1.220 | 638 | 06/30/2025 |
| 3130AQ5S8 | 12615 | Federal Home Loan Bank | | 12/30/2021 | 25,000,000.00 | 23,298,250.00 | 25,000,000.00 | 1.250 | 1.250 | 638 | 06/30/2025 |
| 3130AQFDO | 12616 | Federal Home Loan Bank | | 12/30/2021 | 25,000,000.00 | 23,664,750.00 | 25,000,000.00 | 1.060 | 1.060 | 456 | 12/30/2024 |
| 3130AQGY3 | 12617 | Federal Home Loan Bank | | 12/30/2021 | 25,000,000.00 | 23,900,000.00 | 25,000,000.00 | 1.030 | 1.030 | 365 | 09/30/2024 |
| 3130AQFW8 | 12618 | Federal Home Loan Bank | | 12/30/2021 | 25,000,000.00 | 23,893,000.00 | 25,000,000.00 | 1.000 | 1.000 | 365 | 09/30/2024 |

**Alameda County Investment Pool
Portfolio Management
Portfolio Details - Investments
September 30, 2023**

| CUSIP | Investment # | Issuer | Average Balance | Purchase Date | Par Value | Market Value | Book Value | Stated Rate | YTM | Days to 365 Maturity | Maturity Date |
|-----------------------------------|--------------|------------------------|-----------------|---------------|---------------|---------------|---------------|-------------|-------|----------------------|---------------|
| Agency Callables (Aaa/AA+) | | | | | | | | | | | |
| 3130AQJ38 | 12629 | Federal Home Loan Bank | | 01/25/2022 | 10,000,000.00 | 9,638,600.00 | 10,000,000.00 | 1.050 | 1.050 | 298 | 07/25/2024 |
| 3130AQT4 | 12631 | Federal Home Loan Bank | | 01/28/2022 | 15,000,000.00 | 14,168,550.00 | 14,857,500.00 | 1.100 | 1.429 | 470 | 01/13/2025 |
| 3130AQM83 | 12632 | Federal Home Loan Bank | | 01/28/2022 | 4,185,000.00 | 3,799,435.95 | 4,164,261.00 | 1.600 | 1.716 | 1,030 | 07/27/2026 |
| 3130AQU78 | 12645 | Federal Home Loan Bank | | 02/17/2022 | 10,000,000.00 | 9,039,600.00 | 10,000,000.00 | 2.010 | 2.010 | 1,235 | 02/17/2027 |
| 3130AQM2 | 12647 | Federal Home Loan Bank | | 02/25/2022 | 10,000,000.00 | 9,491,300.00 | 10,000,000.00 | 1.750 | 1.750 | 513 | 02/25/2025 |
| 3130AQUY7 | 12648 | Federal Home Loan Bank | | 02/25/2022 | 10,000,000.00 | 9,045,300.00 | 10,000,000.00 | 2.050 | 2.050 | 1,243 | 02/25/2027 |
| 3130AQT78 | 12652 | Federal Home Loan Bank | | 02/28/2022 | 15,000,000.00 | 14,233,950.00 | 15,000,000.00 | 1.750 | 1.750 | 516 | 02/28/2025 |
| 3130AMU67 | 12666 | Federal Home Loan Bank | | 03/21/2022 | 20,000,000.00 | 19,246,800.00 | 19,238,220.00 | 0.400 | 2.128 | 271 | 06/28/2024 |
| 3130ARGC9 | 12667 | Federal Home Loan Bank | | 03/25/2022 | 10,000,000.00 | 9,190,100.00 | 10,000,000.00 | 2.550 | 2.550 | 1,271 | 03/25/2027 |
| 3130ARBC4 | 12668 | Federal Home Loan Bank | | 03/28/2022 | 5,000,000.00 | 4,915,150.00 | 5,000,000.00 | 2.000 | 2.000 | 179 | 03/28/2024 |
| 3130ARAE1 | 12670 | Federal Home Loan Bank | | 03/25/2022 | 25,000,000.00 | 23,714,750.00 | 25,000,000.00 | 2.100 | 2.100 | 633 | 06/25/2025 |
| 3130ARFQ9 | 12671 | Federal Home Loan Bank | | 04/05/2022 | 25,000,000.00 | 22,987,250.00 | 25,000,000.00 | 2.610 | 2.610 | 1,282 | 04/05/2027 |
| 3130ARC41 | 12674 | Federal Home Loan Bank | | 03/30/2022 | 15,000,000.00 | 14,327,550.00 | 15,000,000.00 | 2.320 | 2.320 | 541 | 03/25/2025 |
| 3130ARFG1 | 12675 | Federal Home Loan Bank | | 03/30/2022 | 10,000,000.00 | 9,142,900.00 | 10,000,000.00 | 2.400 | 2.400 | 1,271 | 03/25/2027 |
| 3130ARJW2 | 12677 | Federal Home Loan Bank | | 04/22/2022 | 15,000,000.00 | 14,450,100.00 | 15,000,000.00 | 3.000 | 3.000 | 569 | 04/22/2025 |
| 3130ARL33 | 12682 | Federal Home Loan Bank | | 04/21/2022 | 20,000,000.00 | 19,170,200.00 | 20,000,000.00 | 3.000 | 3.001 | 690 | 08/21/2025 |
| 3130ARDV0 | 12691 | Federal Home Loan Bank | | 04/08/2022 | 10,000,000.00 | 9,310,100.00 | 10,000,000.00 | 3.000 | 3.000 | 1,271 | 03/25/2027 |
| 3130ARPZ8 | 12697 | Federal Home Loan Bank | | 04/28/2022 | 25,000,000.00 | 24,042,750.00 | 25,000,000.00 | 3.150 | 3.151 | 666 | 07/28/2025 |
| 3130ARUV1 | 12706 | Federal Home Loan Bank | | 04/27/2022 | 25,000,000.00 | 23,932,000.00 | 25,000,000.00 | 3.100 | 3.100 | 757 | 10/27/2025 |
| 3130ARYU9 | 12740 | Federal Home Loan Bank | | 05/23/2022 | 10,000,000.00 | 9,900,000.00 | 10,000,000.00 | 3.000 | 3.002 | 145 | 02/23/2024 |
| 3130AS3H0 | 12741 | Federal Home Loan Bank | | 05/26/2022 | 25,000,000.00 | 24,714,250.00 | 25,000,000.00 | 2.625 | 2.626 | 148 | 02/26/2024 |
| 3130ASKE8 | 12754 | Federal Home Loan Bank | | 06/28/2022 | 15,000,000.00 | 14,922,150.00 | 15,000,000.00 | 3.300 | 3.300 | 88 | 12/28/2023 |
| 3130ASKJ7 | 12756 | Federal Home Loan Bank | | 06/28/2022 | 20,000,000.00 | 19,693,000.00 | 20,000,000.00 | 3.500 | 3.500 | 271 | 06/28/2024 |
| 3130ASZD4 | 12787 | Federal Home Loan Bank | | 08/30/2022 | 15,000,000.00 | 14,642,550.00 | 14,998,500.00 | 4.130 | 4.134 | 697 | 08/28/2025 |
| 3130ASYZ6 | 12789 | Federal Home Loan Bank | | 08/30/2022 | 25,000,000.00 | 24,355,500.00 | 25,000,000.00 | 4.000 | 4.000 | 697 | 08/28/2025 |
| 3130ASYR4 | 12806 | Federal Home Loan Bank | | 09/27/2022 | 25,000,000.00 | 24,355,500.00 | 24,610,000.00 | 4.000 | 4.576 | 697 | 08/28/2025 |
| 3130ATDV6 | 12814 | Federal Home Loan Bank | | 09/30/2022 | 10,000,000.00 | 9,750,600.00 | 10,000,000.00 | 5.000 | 5.000 | 1,460 | 09/30/2027 |
| 3130ATXX0 | 12864 | Federal Home Loan Bank | | 11/30/2022 | 25,000,000.00 | 24,888,750.00 | 25,000,000.00 | 5.000 | 5.001 | 236 | 05/24/2024 |
| 3130AU2C7 | 12885 | Federal Home Loan Bank | | 12/06/2022 | 15,000,000.00 | 14,907,450.00 | 15,000,000.00 | 5.300 | 5.300 | 432 | 12/06/2024 |
| 3130AU5Q3 | 12896 | Federal Home Loan Bank | | 12/13/2022 | 20,000,000.00 | 19,889,260.00 | 20,000,000.00 | 5.200 | 5.205 | 348 | 09/13/2024 |
| 3130AUNX8 | 12920 | Federal Home Loan Bank | | 01/25/2023 | 15,000,000.00 | 14,962,200.00 | 15,000,000.00 | 5.000 | 5.003 | 143 | 02/21/2024 |
| 3130AUNQ3 | 12922 | Federal Home Loan Bank | | 01/26/2023 | 20,000,000.00 | 19,956,200.00 | 20,000,000.00 | 5.000 | 5.003 | 143 | 02/21/2024 |
| 3130AUGJ7 | 12926 | Federal Home Loan Bank | | 01/30/2023 | 15,000,000.00 | 14,844,750.00 | 15,000,000.00 | 5.020 | 5.020 | 848 | 01/26/2026 |
| 3130AUNY6 | 12928 | Federal Home Loan Bank | | 01/30/2023 | 10,000,000.00 | 9,890,000.00 | 10,000,000.00 | 5.125 | 5.125 | 666 | 07/28/2025 |
| 3130AUW42 | 12945 | Federal Home Loan Bank | | 02/16/2023 | 10,000,000.00 | 9,982,900.00 | 10,000,000.00 | 5.160 | 5.160 | 138 | 02/16/2024 |
| 3130AV5F5 | 12957 | Federal Home Loan Bank | | 03/07/2023 | 10,000,000.00 | 9,975,500.00 | 10,000,000.00 | 5.450 | 5.457 | 250 | 06/07/2024 |

Portfolio POOL
RC
PM (PRF_PM2) 7.3.0

**Alameda County Investment Pool
Portfolio Management
Portfolio Details - Investments
September 30, 2023**

| CUSIP | Investment # | Issuer | Average Balance | Purchase Date | Par Value | Market Value | Book Value | Stated Rate | YTM | Days to 365 Maturity | Maturity Date |
|-----------------------------------|--------------|----------------------------|-----------------|---------------|---------------|---------------|---------------|-------------|-------|----------------------|---------------|
| Agency Callables (Aaa/AA+) | | | | | | | | | | | |
| 3130AVBR2 | 12958 | Federal Home Loan Bank | | 03/08/2023 | 20,375,000.00 | 20,345,660.00 | 20,375,000.00 | 5.510 | 5.514 | 183 | 04/01/2024 |
| 3130AVA36 | 12959 | Federal Home Loan Bank | | 03/08/2023 | 15,000,000.00 | 14,992,350.00 | 15,000,000.00 | 5.500 | 5.504 | 183 | 04/01/2024 |
| 3130AVGL0 | 12982 | Federal Home Loan Bank | | 04/03/2023 | 10,000,000.00 | 9,991,000.00 | 10,000,000.00 | 5.250 | 5.261 | 94 | 01/03/2024 |
| 3130AQZT3 | 12993 | Federal Home Loan Bank | | 04/18/2023 | 8,395,000.00 | 7,762,604.65 | 7,943,181.10 | 2.750 | 4.266 | 1,254 | 03/08/2027 |
| 3130ANED8 | 12994 | Federal Home Loan Bank | | 04/19/2023 | 18,850,000.00 | 16,821,363.00 | 16,998,741.50 | 1.000 | 4.246 | 1,030 | 07/27/2026 |
| 3130AQV26 | 12996 | Federal Home Loan Bank | | 04/20/2023 | 25,000,000.00 | 24,117,250.00 | 23,921,354.25 | 1.610 | 4.898 | 339 | 09/04/2024 |
| 3130AVR46 | 13002 | Federal Home Loan Bank | | 04/21/2023 | 20,000,000.00 | 19,957,200.00 | 20,000,000.00 | 5.300 | 5.304 | 229 | 05/17/2024 |
| 3130AVT51 | 13010 | Federal Home Loan Bank | | 04/25/2023 | 20,000,000.00 | 19,938,000.00 | 20,000,000.00 | 5.300 | 5.304 | 234 | 05/22/2024 |
| 3130AMU75 | 13021 | Federal Home Loan Bank | | 05/02/2023 | 5,000,000.00 | 4,474,150.00 | 4,538,600.00 | 1.000 | 4.155 | 999 | 06/26/2026 |
| 3130AL5A8 | 13022 | Federal Home Loan Bank | | 05/02/2023 | 16,225,000.00 | 14,106,339.50 | 14,407,637.75 | 0.900 | 4.100 | 1,244 | 02/26/2027 |
| 3130AVV74 | 13023 | Federal Home Loan Bank | | 05/03/2023 | 20,000,000.00 | 19,936,200.00 | 20,000,000.00 | 5.280 | 5.284 | 240 | 05/28/2024 |
| 3130ARFM8 | 13034 | Federal Home Loan Bank | | 05/16/2023 | 5,000,000.00 | 4,834,850.00 | 4,857,363.89 | 2.170 | 4.547 | 365 | 09/30/2024 |
| 3130AW6A3 | 13042 | Federal Home Loan Bank | | 05/22/2023 | 20,000,000.00 | 19,944,400.00 | 20,000,000.00 | 5.470 | 5.474 | 261 | 06/18/2024 |
| 3130AWFH8 | 13056 | Federal Home Loan Bank | | 06/13/2023 | 20,000,000.00 | 19,937,800.00 | 20,000,000.00 | 5.510 | 5.515 | 285 | 07/12/2024 |
| 3130ARTJ0 | 13069 | Federal Home Loan Bank | | 06/29/2023 | 5,000,000.00 | 4,798,750.00 | 4,815,500.00 | 3.000 | 4.883 | 663 | 07/25/2025 |
| 3130AUV35 | 13078 | Federal Home Loan Bank | | 07/06/2023 | 10,000,000.00 | 9,981,900.00 | 9,973,800.00 | 5.165 | 5.566 | 159 | 03/08/2024 |
| 3130ARNT4 | 13132 | Federal Home Loan Bank | | 09/22/2023 | 5,000,000.00 | 4,873,450.00 | 4,992,013.89 | 3.500 | 5.863 | 1,306 | 04/29/2027 |
| 31422BUS7 | 12016 | Federal Home Loan Mtg Corp | | 02/18/2020 | 25,000,000.00 | 23,775,250.00 | 25,000,000.00 | 1.680 | 1.680 | 506 | 02/18/2025 |
| 3134GVWR5 | 12144 | Federal Home Loan Mtg Corp | | 05/22/2020 | 25,000,000.00 | 23,174,750.00 | 25,000,000.00 | 0.625 | 0.625 | 599 | 05/22/2025 |
| 3134GWND4 | 12199 | Federal Home Loan Mtg Corp | | 08/12/2020 | 15,000,000.00 | 13,758,600.00 | 15,000,000.00 | 0.600 | 0.600 | 681 | 08/12/2025 |
| 3134GWN44 | 12219 | Federal Home Loan Mtg Corp | | 09/11/2020 | 15,000,000.00 | 14,291,100.00 | 15,000,000.00 | 0.450 | 0.450 | 346 | 09/11/2024 |
| 3134GWUY0 | 12246 | Federal Home Loan Mtg Corp | | 09/30/2020 | 15,000,000.00 | 14,081,100.00 | 15,000,000.00 | 0.400 | 0.400 | 456 | 12/30/2024 |
| 3134GWVJ2 | 12247 | Federal Home Loan Mtg Corp | | 09/30/2020 | 15,000,000.00 | 14,249,100.00 | 15,000,000.00 | 0.400 | 0.400 | 365 | 09/30/2024 |
| 3134GWWX0 | 12248 | Federal Home Loan Mtg Corp | | 09/30/2020 | 15,000,000.00 | 14,249,100.00 | 15,000,000.00 | 0.400 | 0.400 | 365 | 09/30/2024 |
| 3134GWVJ2 | 12249 | Federal Home Loan Mtg Corp | | 09/30/2020 | 10,000,000.00 | 9,499,400.00 | 10,000,000.00 | 0.400 | 0.400 | 365 | 09/30/2024 |
| 3134GWXG6 | 12250 | Federal Home Loan Mtg Corp | | 09/30/2020 | 10,000,000.00 | 9,391,000.00 | 10,000,000.00 | 0.430 | 0.430 | 456 | 12/30/2024 |
| 3134GWUY0 | 12251 | Federal Home Loan Mtg Corp | | 09/30/2020 | 10,000,000.00 | 9,387,400.00 | 10,000,000.00 | 0.400 | 0.400 | 456 | 12/30/2024 |
| 3134GXBD5 | 12300 | Federal Home Loan Mtg Corp | | 11/12/2020 | 15,000,000.00 | 14,522,400.00 | 15,000,000.00 | 0.360 | 0.360 | 227 | 05/15/2024 |
| 3134GXDZ4 | 12318 | Federal Home Loan Mtg Corp | | 11/25/2020 | 15,000,000.00 | 14,152,950.00 | 15,000,000.00 | 0.450 | 0.450 | 421 | 11/25/2024 |
| 3134GXBM5 | 12319 | Federal Home Loan Mtg Corp | | 11/25/2020 | 15,000,000.00 | 13,603,500.00 | 15,000,000.00 | 0.600 | 0.600 | 773 | 11/12/2025 |
| 3134GXHD9 | 12359 | Federal Home Loan Mtg Corp | | 12/23/2020 | 10,000,000.00 | 9,048,200.00 | 10,000,000.00 | 0.700 | 0.700 | 814 | 12/23/2025 |
| 3134GXS07 | 12715 | Federal Home Loan Mtg Corp | | 05/05/2022 | 25,000,000.00 | 24,321,250.00 | 25,000,000.00 | 3.020 | 3.020 | 401 | 11/05/2024 |
| 3134GXL44 | 12779 | Federal Home Loan Mtg Corp | | 08/12/2022 | 15,000,000.00 | 14,617,500.00 | 15,000,000.00 | 4.000 | 4.000 | 681 | 08/12/2025 |
| 3134GXR63 | 12786 | Federal Home Loan Mtg Corp | | 08/29/2022 | 20,000,000.00 | 19,543,200.00 | 20,000,000.00 | 4.050 | 4.050 | 697 | 08/28/2025 |
| 3134GXT87 | 12788 | Federal Home Loan Mtg Corp | | 08/30/2022 | 25,000,000.00 | 24,459,500.00 | 25,000,000.00 | 4.000 | 4.000 | 516 | 02/28/2025 |
| 3134GXS88 | 12790 | Federal Home Loan Mtg Corp | | 08/30/2022 | 10,000,000.00 | 9,783,800.00 | 10,000,000.00 | 4.000 | 4.000 | 516 | 02/28/2025 |

**Alameda County Investment Pool
Portfolio Management
Portfolio Details - Investments
September 30, 2023**

| CUSIP | Investment # | Issuer | Average Balance | Purchase Date | Par Value | Market Value | Book Value | Stated Rate | YTM | Days to 365 Maturity | Maturity Date |
|-----------------------------------|--------------|----------------------------|-----------------|---------------|---------------|---------------|---------------|-------------|-------|----------------------|---------------|
| Agency Callables (Aaa/AA+) | | | | | | | | | | | |
| 3134GXS88 | 12791 | Federal Home Loan Mtg Corp | | 08/30/2022 | 10,000,000.00 | 9,783,800.00 | 10,000,000.00 | 4.000 | 4.000 | 516 | 02/28/2025 |
| 3134GXW34 | 12792 | Federal Home Loan Mtg Corp | | 08/30/2022 | 20,000,000.00 | 19,557,800.00 | 20,000,000.00 | 4.250 | 4.250 | 697 | 08/28/2025 |
| 3134GXY65 | 12804 | Federal Home Loan Mtg Corp | | 09/16/2022 | 15,000,000.00 | 14,583,300.00 | 15,000,000.00 | 4.250 | 4.250 | 897 | 03/16/2026 |
| 3134GX6A7 | 12827 | Federal Home Loan Mtg Corp | | 10/25/2022 | 15,000,000.00 | 14,897,400.00 | 15,000,000.00 | 5.000 | 5.000 | 572 | 04/25/2025 |
| 3134GX4M3 | 12828 | Federal Home Loan Mtg Corp | | 10/28/2022 | 10,000,000.00 | 9,930,600.00 | 10,000,000.00 | 5.080 | 5.080 | 390 | 10/25/2024 |
| 3134GY2K7 | 12846 | Federal Home Loan Mtg Corp | | 11/15/2022 | 10,000,000.00 | 9,941,200.00 | 10,000,000.00 | 5.310 | 5.310 | 411 | 11/15/2024 |
| 3134GX7M0 | 12847 | Federal Home Loan Mtg Corp | | 11/15/2022 | 15,000,000.00 | 14,915,550.00 | 15,000,000.00 | 5.150 | 5.150 | 957 | 05/15/2026 |
| 3134GY2A9 | 12850 | Federal Home Loan Mtg Corp | | 11/17/2022 | 15,000,000.00 | 14,906,100.00 | 15,000,000.00 | 5.150 | 5.150 | 778 | 11/17/2025 |
| 3134GY4G4 | 12859 | Federal Home Loan Mtg Corp | | 11/28/2022 | 25,000,000.00 | 24,839,250.00 | 25,000,000.00 | 5.020 | 5.025 | 330 | 08/26/2024 |
| 3134GY4H2 | 12863 | Federal Home Loan Mtg Corp | | 11/30/2022 | 25,000,000.00 | 24,680,750.00 | 25,000,000.00 | 5.150 | 5.150 | 789 | 11/28/2025 |
| 3134GY7M8 | 12901 | Federal Home Loan Mtg Corp | | 12/16/2022 | 25,000,000.00 | 24,748,750.00 | 25,000,000.00 | 5.270 | 5.273 | 716 | 09/16/2025 |
| 3134GYAA0 | 12908 | Federal Home Loan Mtg Corp | | 12/20/2022 | 25,000,000.00 | 24,895,750.00 | 25,000,000.00 | 5.145 | 5.145 | 263 | 06/20/2024 |
| 3134GYAW2 | 12910 | Federal Home Loan Mtg Corp | | 12/22/2022 | 25,000,000.00 | 24,623,750.00 | 25,000,000.00 | 5.150 | 5.150 | 995 | 06/22/2026 |
| 3134GXR63 | 12918 | Federal Home Loan Mtg Corp | | 01/20/2023 | 10,000,000.00 | 9,771,600.00 | 9,871,600.00 | 4.050 | 4.577 | 697 | 08/28/2025 |
| 3134GYE24 | 12921 | Federal Home Loan Mtg Corp | | 01/26/2023 | 10,000,000.00 | 9,862,100.00 | 10,000,000.00 | 5.125 | 5.125 | 848 | 01/26/2026 |
| 3134GYEA6 | 12925 | Federal Home Loan Mtg Corp | | 01/27/2023 | 30,000,000.00 | 29,654,700.00 | 30,000,000.00 | 5.300 | 5.300 | 849 | 01/27/2026 |
| 3134GYF98 | 12927 | Federal Home Loan Mtg Corp | | 01/30/2023 | 10,000,000.00 | 9,897,200.00 | 10,000,000.00 | 5.000 | 5.000 | 485 | 01/28/2025 |
| 3134GYG30 | 12929 | Federal Home Loan Mtg Corp | | 01/31/2023 | 5,000,000.00 | 4,934,000.00 | 5,000,000.00 | 5.020 | 5.028 | 758 | 10/28/2025 |
| 3134GXR61 | 12930 | Federal Home Loan Mtg Corp | | 01/31/2023 | 5,000,000.00 | 4,816,750.00 | 4,852,500.00 | 3.050 | 4.422 | 589 | 05/12/2025 |
| 3134GYFT4 | 12936 | Federal Home Loan Mtg Corp | | 02/07/2023 | 15,000,000.00 | 14,752,200.00 | 15,000,000.00 | 5.000 | 5.003 | 949 | 05/07/2026 |
| 3134GYJE3 | 12944 | Federal Home Loan Mtg Corp | | 02/16/2023 | 25,000,000.00 | 24,499,250.00 | 25,000,000.00 | 5.200 | 5.200 | 1,415 | 08/16/2027 |
| 3134GYLU4 | 12973 | Federal Home Loan Mtg Corp | | 03/17/2023 | 25,000,000.00 | 24,634,500.00 | 25,000,000.00 | 5.500 | 5.502 | 1,355 | 06/17/2027 |
| 3134GW6C5 | 12988 | Federal Home Loan Mtg Corp | | 04/14/2023 | 13,955,000.00 | 12,263,235.35 | 12,485,538.50 | 0.800 | 4.022 | 1,123 | 10/28/2026 |
| 3134GWZG4 | 12989 | Federal Home Loan Mtg Corp | | 04/14/2023 | 13,000,000.00 | 11,834,160.00 | 11,889,800.00 | 0.600 | 4.212 | 750 | 10/20/2025 |
| 3134GXR63 | 12991 | Federal Home Loan Mtg Corp | | 04/17/2023 | 5,000,000.00 | 4,885,800.00 | 4,942,500.00 | 4.050 | 4.567 | 697 | 08/28/2025 |
| 3134GW5R3 | 12992 | Federal Home Loan Mtg Corp | | 04/17/2023 | 11,935,000.00 | 10,867,891.65 | 10,894,268.00 | 0.650 | 4.329 | 757 | 10/27/2025 |
| 3134GYPN6 | 12995 | Federal Home Loan Mtg Corp | | 04/20/2023 | 25,000,000.00 | 24,713,500.00 | 25,000,000.00 | 5.125 | 5.125 | 750 | 10/20/2025 |
| 3134GYPC0 | 13005 | Federal Home Loan Mtg Corp | | 04/24/2023 | 10,000,000.00 | 9,923,600.00 | 10,000,000.00 | 5.375 | 5.375 | 571 | 04/24/2025 |
| 3134GYPY2 | 13011 | Federal Home Loan Mtg Corp | | 04/26/2023 | 25,000,000.00 | 24,548,500.00 | 25,000,000.00 | 5.150 | 5.152 | 1,213 | 01/26/2027 |
| 3134GYQ96 | 13012 | Federal Home Loan Mtg Corp | | 04/26/2023 | 20,000,000.00 | 19,706,800.00 | 20,000,000.00 | 5.450 | 5.450 | 1,303 | 04/26/2027 |
| 3134GYPX4 | 13013 | Federal Home Loan Mtg Corp | | 04/27/2023 | 25,000,000.00 | 24,643,750.00 | 25,000,000.00 | 5.300 | 5.300 | 1,122 | 10/27/2026 |
| 3134GYQD7 | 13014 | Federal Home Loan Mtg Corp | | 04/27/2023 | 25,000,000.00 | 24,703,750.00 | 25,000,000.00 | 5.400 | 5.403 | 1,030 | 07/27/2026 |
| 3134GYQE5 | 13016 | Federal Home Loan Mtg Corp | | 04/27/2023 | 25,000,000.00 | 24,772,000.00 | 25,000,000.00 | 5.375 | 5.375 | 757 | 10/27/2025 |
| 3134GYQN5 | 13017 | Federal Home Loan Mtg Corp | | 04/27/2023 | 25,000,000.00 | 24,607,000.00 | 25,000,000.00 | 5.500 | 5.500 | 1,487 | 10/27/2027 |
| 3134GYQA3 | 13019 | Federal Home Loan Mtg Corp | | 05/01/2023 | 10,000,000.00 | 9,901,300.00 | 10,000,000.00 | 5.500 | 5.500 | 943 | 05/01/2026 |
| 3134GYRW4 | 13032 | Federal Home Loan Mtg Corp | | 05/11/2023 | 8,420,000.00 | 8,349,103.60 | 8,419,485.44 | 5.000 | 5.006 | 1,317 | 05/10/2027 |

**Alameda County Investment Pool
Portfolio Management
Portfolio Details - Investments
September 30, 2023**

| CUSIP | Investment # | Issuer | Average Balance | Purchase Date | Par Value | Market Value | Book Value | Stated Rate | YTM | Days to 365 Maturity | Maturity Date |
|-----------------------------------|--------------|----------------------------|-------------------------|---------------|-------------------------|-------------------------|-------------------------|-------------|--------------|----------------------|---------------|
| Agency Callables (Aaa/AA+) | | | | | | | | | | | |
| 3134GYT36 | 13049 | Federal Home Loan Mtg Corp | | 06/07/2023 | 15,000,000.00 | 14,743,950.00 | 15,000,000.00 | 5.000 | 5.000 | 1,345 | 06/07/2027 |
| 3134GYUC4 | 13066 | Federal Home Loan Mtg Corp | | 06/28/2023 | 15,000,000.00 | 14,743,350.00 | 15,000,000.00 | 5.200 | 5.200 | 1,732 | 06/28/2028 |
| 3134GYUZ3 | 13067 | Federal Home Loan Mtg Corp | | 06/28/2023 | 20,000,000.00 | 19,758,200.00 | 20,000,000.00 | 5.350 | 5.350 | 1,366 | 06/28/2027 |
| 3134GYYE6 | 13092 | Federal Home Loan Mtg Corp | | 07/28/2023 | 15,000,000.00 | 14,943,570.00 | 15,000,000.00 | 5.625 | 5.625 | 1,394 | 07/26/2027 |
| 3134GXS47 | 13097 | Federal Home Loan Mtg Corp | | 07/28/2023 | 7,000,000.00 | 6,840,120.00 | 6,863,500.00 | 4.200 | 5.198 | 697 | 08/28/2025 |
| 3134GYU0 | 13102 | Federal Home Loan Mtg Corp | | 08/01/2023 | 25,000,000.00 | 24,932,250.00 | 25,000,000.00 | 5.700 | 5.700 | 1,766 | 08/01/2028 |
| 3134GX3A0 | 13117 | Federal Home Loan Mtg Corp | | 08/23/2023 | 11,733,000.00 | 11,546,562.63 | 11,807,951.06 | 4.750 | 5.383 | 730 | 09/30/2025 |
| 3134H1AE3 | 13118 | Federal Home Loan Mtg Corp | | 08/28/2023 | 15,000,000.00 | 14,884,350.00 | 15,000,000.00 | 5.500 | 5.500 | 1,062 | 08/28/2026 |
| 3134H1BJ1 | 13123 | Federal Home Loan Mtg Corp | | 09/13/2023 | 11,375,000.00 | 11,356,686.25 | 11,369,312.50 | 5.600 | 5.612 | 1,809 | 09/13/2028 |
| 3134H1DG5 | 13134 | Federal Home Loan Mtg Corp | | 09/27/2023 | 15,000,000.00 | 15,011,250.00 | 15,000,000.00 | 5.550 | 5.550 | 1,457 | 09/27/2027 |
| 3134H1CJ0 | 13141 | Federal Home Loan Mtg Corp | | 09/28/2023 | 10,000,000.00 | 9,997,900.00 | 10,000,000.00 | 6.250 | 6.250 | 1,824 | 09/28/2028 |
| 3136G4XV0 | 12181 | Federal National Mtg Assn | | 06/30/2020 | 15,000,000.00 | 13,850,400.00 | 15,000,000.00 | 0.730 | 0.730 | 638 | 06/30/2025 |
| 3136G4ZJ5 | 12184 | Federal National Mtg Assn | | 07/21/2020 | 10,000,000.00 | 9,195,700.00 | 10,000,000.00 | 0.625 | 0.625 | 659 | 07/21/2025 |
| 3136G4A86 | 12185 | Federal National Mtg Assn | | 07/21/2020 | 8,000,000.00 | 7,339,520.00 | 7,984,000.00 | 0.500 | 0.541 | 659 | 07/21/2025 |
| 3135G05X7 | 12209 | Federal National Mtg Assn | | 08/27/2020 | 15,000,000.00 | 13,720,350.00 | 14,929,800.00 | 0.375 | 0.470 | 694 | 08/25/2025 |
| 3135G05X7 | 12210 | Federal National Mtg Assn | | 08/27/2020 | 10,000,000.00 | 9,146,900.00 | 9,953,200.00 | 0.375 | 0.470 | 694 | 08/25/2025 |
| 3136G42F9 | 12211 | Federal National Mtg Assn | | 08/27/2020 | 10,000,000.00 | 9,162,400.00 | 10,000,000.00 | 0.625 | 0.625 | 696 | 08/27/2025 |
| 3136G44U4 | 12265 | Federal National Mtg Assn | | 10/20/2020 | 10,000,000.00 | 9,084,000.00 | 10,000,000.00 | 0.500 | 0.500 | 750 | 10/20/2025 |
| 3135G06C2 | 12278 | Federal National Mtg Assn | | 10/29/2020 | 15,000,000.00 | 13,641,150.00 | 15,000,000.00 | 0.600 | 0.600 | 759 | 10/29/2025 |
| 3135GA2Z3 | 12304 | Federal National Mtg Assn | | 11/17/2020 | 10,000,000.00 | 9,056,200.00 | 9,995,000.00 | 0.560 | 0.570 | 778 | 11/17/2025 |
| 3135GA3G4 | 12317 | Federal National Mtg Assn | | 11/25/2020 | 10,000,000.00 | 9,429,800.00 | 10,000,000.00 | 0.400 | 0.400 | 421 | 11/25/2024 |
| 3135GAA76 | 12343 | Federal National Mtg Assn | | 12/09/2020 | 20,000,000.00 | 18,444,800.00 | 20,000,000.00 | 0.540 | 0.540 | 617 | 06/09/2025 |
| 3135GABT7 | 12355 | Federal National Mtg Assn | | 12/16/2020 | 20,000,000.00 | 18,417,600.00 | 20,000,000.00 | 0.500 | 0.500 | 624 | 06/16/2025 |
| 3135GATL9 | 12356 | Federal National Mtg Assn | | 12/16/2020 | 20,000,000.00 | 18,417,600.00 | 20,000,000.00 | 0.500 | 0.500 | 624 | 06/16/2025 |
| 3135G06V0 | 12849 | Federal National Mtg Assn | | 11/16/2022 | 20,000,000.00 | 19,522,000.00 | 19,672,460.00 | 4.125 | 4.758 | 697 | 08/28/2025 |
| 3135GACY5 | 12856 | Federal National Mtg Assn | | 11/25/2022 | 10,000,000.00 | 9,919,700.00 | 10,000,000.00 | 5.600 | 5.600 | 786 | 11/25/2025 |
| 3135GAD65 | 12858 | Federal National Mtg Assn | | 11/28/2022 | 20,000,000.00 | 19,756,600.00 | 20,000,000.00 | 5.200 | 5.200 | 787 | 11/26/2025 |
| 3135GADS7 | 12911 | Federal National Mtg Assn | | 12/23/2022 | 20,000,000.00 | 19,761,200.00 | 20,000,000.00 | 5.000 | 5.000 | 631 | 06/23/2025 |
| 3135G06Y4 | 12946 | Federal National Mtg Assn | | 02/17/2023 | 10,000,000.00 | 9,868,100.00 | 10,000,000.00 | 5.200 | 5.200 | 870 | 02/17/2026 |
| 3135G07A5 | 12986 | Federal National Mtg Assn | | 04/14/2023 | 15,000,000.00 | 14,953,500.00 | 15,000,000.00 | 5.260 | 5.264 | 222 | 05/10/2024 |
| 3135GAGL9 | 12990 | Federal National Mtg Assn | | 04/17/2023 | 15,000,000.00 | 14,910,300.00 | 15,000,000.00 | 5.000 | 5.000 | 382 | 10/17/2024 |
| 3135GAHM6 | 13041 | Federal National Mtg Assn | | 05/22/2023 | 10,000,000.00 | 9,833,000.00 | 10,000,000.00 | 5.000 | 5.000 | 964 | 05/22/2026 |
| Subtotal and Average | | | 3,421,295,691.28 | | 3,455,113,000.00 | 3,308,479,205.18 | 3,442,491,649.94 | | 3.019 | 732 | |

**Alameda County Investment Pool
Portfolio Management
Portfolio Details - Investments
September 30, 2023**

| CUSIP | Investment # | Issuer | Average Balance | Purchase Date | Par Value | Market Value | Book Value | Stated Rate | YTM | Days to 365 Maturity | Maturity Date |
|--------------------------------|--------------|----------------------------|-------------------------|---------------|-------------------------|-------------------------|-------------------------|-------------|--------------|----------------------|---------------|
| Asset Backed Securities | | | | | | | | | | | |
| 14315XAC2 | 11977 | CarMax Auto Owner Trust | | 01/22/2020 | 37,612.80 | 37,605.42 | 37,605.42 | 1.890 | 1.906 | 442 | 12/16/2024 |
| 14043MAC5 | 12019 | Capital One Prime Auto Rec | | 02/19/2020 | 0.07 | 0.07 | 0.07 | 1.600 | 1.615 | 411 | 11/15/2024 |
| 14043MAC5 | 12043 | Capital One Prime Auto Rec | | 03/18/2020 | 0.07 | 0.07 | 0.07 | 1.600 | 2.360 | 411 | 11/15/2024 |
| Subtotal and Average | | | 83,562.25 | | 37,612.89 | 37,605.51 | 37,605.51 | | 1.906 | 442 | |
| Municipal Bonds | | | | | | | | | | | |
| 072024WP3 | 12038 | Bay Area Ca Tran | | 03/17/2020 | 10,000,000.00 | 9,837,600.00 | 10,264,600.00 | 2.254 | 1.570 | 183 | 04/01/2024 |
| 072024WP3 | 12039 | Bay Area Ca Tran | | 03/17/2020 | 10,000,000.00 | 9,837,600.00 | 10,264,600.00 | 2.254 | 1.575 | 183 | 04/01/2024 |
| 13063DRJ9 | 11878 | St. of California | | 10/24/2019 | 5,000,000.00 | 5,000,000.00 | 5,100,050.00 | 2.400 | 1.870 | 0 | 10/01/2023 |
| 13032UB98 | 12692 | California Health Facility | | 04/07/2022 | 1,000,000.00 | 981,010.00 | 1,000,000.00 | 2.670 | 2.671 | 244 | 06/01/2024 |
| 13032UC22 | 12693 | California Health Facility | | 04/07/2022 | 2,715,000.00 | 2,608,707.75 | 2,715,000.00 | 2.991 | 2.992 | 609 | 06/01/2025 |
| 13032UC30 | 12694 | California Health Facility | | 04/07/2022 | 2,500,000.00 | 2,362,150.00 | 2,500,000.00 | 3.044 | 3.045 | 974 | 06/01/2026 |
| 91412HGE7 | 12262 | UNIVHGR | | 10/19/2020 | 9,580,000.00 | 8,933,158.40 | 9,661,525.80 | 0.883 | 0.721 | 592 | 05/15/2025 |
| Subtotal and Average | | | 41,505,775.80 | | 40,795,000.00 | 39,560,226.15 | 41,505,775.80 | | 1.619 | 333 | |
| Total and Average | | | 8,840,991,125.15 | | 9,022,064,612.89 | 8,741,283,002.66 | 8,975,327,432.68 | | 3.403 | 550 | |

**Alameda County Investment Pool
Transaction Activity Report
September 1, 2023 - September 30, 2023
Sorted by Fund - Transaction Date
All Funds**

| Investment # | Fund | CUSIP | Inv Descrip | TransactionType | TransactionDate | MaturityDate | Issuer | New Principal | Principal Paydowns | Interest | Total Cash |
|--------------|------|------------|--------------------|-----------------|-----------------|--------------|----------------------|------------------|-----------------------|------------|-----------------------|
| 11755 | 100 | 31422BFL9 | FEDERAL AGRIC | Interest | 09/01/2023 | 03/01/2024 | Federal Home Loan | | | 300,000.00 | 300,000.00 |
| 12950 | 100 | 194162AR4 | COLGATE | Interest | 09/01/2023 | 03/01/2028 | Colgate Palmolive | | | 115,000.00 | 115,000.00 |
| 13120 | 100 | 31422X6P2 | FEDERAL AGRIC | Purchase | 09/05/2023 | 06/05/2028 | Farmer Mac | 15,000,000.00 | | | -15,000,000.00 |
| 12220 | 100 | 3130AK5E2 | FEDERAL HOME | Interest | 09/05/2023 | 09/04/2025 | Federal Home Loan | | | 3,750.00 | 3,750.00 |
| 12412 | 100 | 45818WDA1 | IADB 0.8% MAT | Interest | 09/05/2023 | 03/04/2026 | InterAmerican Develo | | | 72,000.00 | 72,000.00 |
| 12655 | 100 | 808513BY0 | SCHW 2.45% MAT | Interest | 09/05/2023 | 03/03/2027 | Charles Schwab | | | 12,250.00 | 12,250.00 |
| 12951 | 100 | 194162AQ6 | COLGATE | Interest | 09/05/2023 | 03/02/2026 | Colgate Palmolive | | | 120,666.67 | 120,666.67 |
| 12996 | 100 | 3130AQV26 | FEDERAL HOME | Interest | 09/05/2023 | 09/04/2024 | Federal Home Loan | | | 201,250.00 | 201,250.00 |
| 12996 | 100 | 3130AQV26 | FEDERAL HOME | Accr Int | 09/05/2023 | 09/04/2024 | Federal Home Loan | | 51,430.56 | -51,430.56 | 0.00 |
| 10472 | 100 | SYS10472 | CTRSTF 0.1% | Interest | 09/05/2023 | | CalTrust - Short Ter | | | 165,668.40 | 165,668.40 |
| 12818 | 100 | SYS12818 | BRIDGE 4.4% MAT | Interest | 09/06/2023 | 10/03/2023 | Bridge Bank | | | 84,940.78 | 84,940.78 |
| 13073 | 100 | SYS13073 | EWEST 3.4% MAT | Interest | 09/06/2023 | 06/28/2024 | East West Bank | | | 114,097.21 | 114,097.21 |
| 12957 | 100 | 3130AV5F5 | FEDERAL HOME | Interest | 09/07/2023 | 06/07/2024 | Federal Home Loan | | | 272,500.00 | 272,500.00 |
| 13122 | 100 | SYS13122 | CBB 4.02% MAT | Purchase | 09/08/2023 | 12/08/2023 | Community Bank of th | 10,000,000.00 | | | -10,000,000.00 |
| 13121 | 100 | 31422X6X5 | FAMCA 5.1% MAT | Purchase | 09/08/2023 | 09/08/2028 | Farmer Mac | 25,000,000.00 | | | -25,000,000.00 |
| 12817 | 100 | SYS12817 | CBB 4.4% MAT | Redemption | 09/08/2023 | 09/08/2023 | Community Bank of th | | 10,000,000.00 | | 10,000,000.00 |
| 12657 | 100 | 06368FAG4 | BANK OF | Interest | 09/08/2023 | 03/08/2024 | Bank of Montreal | | | 161,250.00 | 161,250.00 |
| 12958 | 100 | 3130AVBR2 | FEDERAL HOME | Interest | 09/08/2023 | 04/01/2024 | Federal Home Loan | | | 561,331.25 | 561,331.25 |
| 12959 | 100 | 3130AVA36 | FEDERAL HOME | Interest | 09/08/2023 | 04/01/2024 | Federal Home Loan | | | 412,500.00 | 412,500.00 |
| 12993 | 100 | 3130AQZT3 | FEDERAL HOME | Interest | 09/08/2023 | 03/08/2027 | Federal Home Loan | | | 115,431.25 | 115,431.25 |
| 12993 | 100 | 3130AQZT3 | FEDERAL HOME | Accr Int | 09/08/2023 | 03/08/2027 | Federal Home Loan | | 25,651.39 | -25,651.39 | 0.00 |
| 13031 | 100 | SYS13031 | UBOC 0.05% MAT | Interest | 09/10/2023 | 05/10/2024 | Union Bank of Califo | | | 215.28 | 215.28 |
| 11851 | 100 | 037833DM9 | APPLE INC, SR NT | Interest | 09/11/2023 | 09/11/2024 | Apple Inc. | | | 27,000.00 | 27,000.00 |
| 11943 | 100 | 037833DM9 | APPLE INC, SR NT | Interest | 09/11/2023 | 09/11/2024 | Apple Inc. | | | 81,000.00 | 81,000.00 |
| 12219 | 100 | 3134GWN44 | FEDERAL HOME LN | Interest | 09/11/2023 | 09/11/2024 | Federal Home Loan | | | 33,750.00 | 33,750.00 |
| 12530 | 100 | 06048WN63 | BK OF AMERICA | Interest | 09/11/2023 | 09/10/2026 | Bank of America Corp | | | 28,163.50 | 28,163.50 |
| 12635 | 100 | 89788JAA79 | TRUIST 1.5% MAT | Interest | 09/11/2023 | 03/10/2025 | Truist Bank | | | 75,000.00 | 75,000.00 |
| 12800 | 100 | 931142EW9 | WALMART INC, SR | Interest | 09/11/2023 | 09/09/2025 | Walmart | | | 136,500.00 | 136,500.00 |
| 12817 | 100 | SYS12817 | CBB 4.4% MAT | Interest | 09/11/2023 | 09/08/2023 | Community Bank of th | | | 400,680.88 | 400,680.88 |
| 12960 | 100 | 57636QAW4 | MASTERCARD | Interest | 09/11/2023 | 03/09/2028 | Mastercard Inc. | | | 243,750.00 | 243,750.00 |
| 12961 | 100 | 3133EPCX1 | FFCB 4.375% MAT | Interest | 09/11/2023 | 03/10/2028 | Federal Farm Credit | | | 218,750.00 | 218,750.00 |
| 11568 | 100 | 3135G0U43 | FEDERAL NATL MTG | Redemption | 09/12/2023 | 09/12/2023 | Federal National Mtg | | 20,000,000.00 | | 20,000,000.00 |
| 11568 | 100 | 3135G0U43 | FEDERAL NATL MTG | Interest | 09/12/2023 | 09/12/2023 | Federal National Mtg | | | 287,500.00 | 287,500.00 |
| 12413 | 100 | 3130ALJ70 | FEDERAL HOME | Interest | 09/12/2023 | 03/12/2024 | Federal Home Loan | | | 20,000.00 | 20,000.00 |
| 12935 | 100 | 037833DB3 | APPLE INC, SR GLBL | Interest | 09/12/2023 | 09/12/2027 | Apple Inc. | | | 313,867.00 | 313,867.00 |

Portfolio POOL

RC

**Alameda County Investment Pool
Transaction Activity Report
Sorted by Fund - Transaction Date**

| Investment # | Fund | CUSIP | Inv Descrip | TransactionType | TransactionDate | MaturityDate | Issuer | New Principal | Principal Paydowns | Interest | Total Cash |
|--------------|------|-----------|--------------------|-----------------|-----------------|--------------|----------------------|---------------|--------------------|--------------|----------------|
| 13124 | 100 | 24422EWW7 | JOHN DEERE | Purchase | 09/13/2023 | 03/03/2028 | John Deere | 9,964,011.11 | | | -9,964,011.11 |
| 13123 | 100 | 3134H1BJ1 | FEDERAL HOME LN | Purchase | 09/13/2023 | 09/13/2028 | Federal Home Loan | 11,369,312.50 | | | -11,369,312.50 |
| 12956 | 100 | 89115BXB1 | TD 5.31% MAT | Redemption | 09/13/2023 | 09/13/2023 | Toronto Dominion | | 50,000,000.00 | | 50,000,000.00 |
| 12506 | 100 | 89236TJN6 | TOYOTA MTR CR | Interest | 09/13/2023 | 09/13/2024 | Toyota Motor Credit | | | 15,625.00 | 15,625.00 |
| 12949 | 100 | 3130ATVD6 | FEDERAL HOME | Interest | 09/13/2023 | 09/13/2024 | Federal Home Loan | | | 121,875.00 | 121,875.00 |
| 12956 | 100 | 89115BXB1 | TD 5.31% MAT | Interest | 09/13/2023 | 09/13/2023 | Toronto Dominion | | | 1,408,625.00 | 1,408,625.00 |
| 13125 | 100 | 24422EXB0 | JOHN DEERE | Purchase | 09/14/2023 | 07/14/2028 | John Deere | 17,041,140.00 | | | -17,041,140.00 |
| 12222 | 100 | 14913R2F3 | CAT 0.45% MAT | Redemption | 09/14/2023 | 09/14/2023 | Caterpillar Inc. | | 10,000,000.00 | | 10,000,000.00 |
| 12898 | 100 | 3134GY6B3 | FEDERAL HOME LN | Redemption | 09/14/2023 | 09/14/2026 | Federal Home Loan | | 25,000,000.00 | | 25,000,000.00 |
| 12222 | 100 | 14913R2F3 | CAT 0.45% MAT | Interest | 09/14/2023 | 09/14/2023 | Caterpillar Inc. | | | 22,500.00 | 22,500.00 |
| 12898 | 100 | 3134GY6B3 | FEDERAL HOME LN | Interest | 09/14/2023 | 09/14/2026 | Federal Home Loan | | | 637,500.00 | 637,500.00 |
| 12508 | 100 | 06368FAA7 | BANK OF | Redemption | 09/15/2023 | 09/15/2023 | Bank of Montreal | | 5,000,000.00 | | 5,000,000.00 |
| 12507 | 100 | 882508BK9 | TXN 1.125% MAT | Interest | 09/15/2023 | 09/15/2026 | Texas Instrument | | | 16,875.00 | 16,875.00 |
| 12508 | 100 | 06368FAA7 | BANK OF | Interest | 09/15/2023 | 09/15/2023 | Bank of Montreal | | | 10,000.00 | 10,000.00 |
| 12509 | 100 | 06368FAC3 | BANK OF | Interest | 09/15/2023 | 09/15/2026 | Bank of Montreal | | | 37,500.00 | 37,500.00 |
| 11977 | 100 | 14315XAC2 | CARMX 1.3% MAT | Interest | 09/15/2023 | 12/16/2024 | CarMax Auto Owner | | | 214.37 | 214.37 |
| 11977 | 100 | 14315XAC2 | CARMX 1.3% MAT | Redemption | 09/15/2023 | 12/16/2024 | CarMax Auto Owner | | 98,498.04 | | 98,498.04 |
| 11760 | 100 | 14042WAC4 | COPAR 2.51% MAT | Interest | 09/17/2023 | 11/15/2023 | Capital One Prime Au | | | | 0.00 |
| 11760 | 100 | 14042WAC4 | COPAR 2.51% MAT | Redemption | 09/17/2023 | 11/15/2023 | Capital One Prime Au | | | | 0.00 |
| 12226 | 100 | 46647PBS4 | JPM 0.653% MAT | Redemption | 09/18/2023 | 09/16/2024 | J.P. Morgan | | 4,000,000.00 | | 4,000,000.00 |
| 12699 | 100 | 06406RBC0 | BANKNY 3.35% MAT | Redemption | 09/18/2023 | 04/25/2025 | Bank of New York | | 9,998,600.00 | | 9,998,600.00 |
| 12699 | 100 | 06406RBC0 | BANKNY 3.35% MAT | Cap G/L | 09/18/2023 | 04/25/2025 | Bank of New York | | -302,200.00 | | -302,200.00 |
| 12226 | 100 | 46647PBS4 | JPM 0.653% MAT | Interest | 09/18/2023 | 09/16/2024 | J.P. Morgan | | | 13,060.00 | 13,060.00 |
| 12512 | 100 | 931142ER0 | WMT 1.05% MAT | Interest | 09/18/2023 | 09/17/2026 | Walmart | | | 15,750.00 | 15,750.00 |
| 12699 | 100 | 06406RBC0 | BANKNY 3.35% MAT | Interest | 09/18/2023 | 04/25/2025 | Bank of New York | | | 129,347.20 | 129,347.20 |
| 12804 | 100 | 3134GXY65 | FEDERAL HOME LN | Interest | 09/18/2023 | 03/16/2026 | Federal Home Loan | | | 318,750.00 | 318,750.00 |
| 12045 | 100 | 713448EQ7 | PEPSICO INC, SR NT | Interest | 09/19/2023 | 03/19/2025 | Pepsi Inc. | | | 28,125.00 | 28,125.00 |
| 12047 | 100 | 713448EQ7 | PEPSICO INC, SR NT | Interest | 09/19/2023 | 03/19/2025 | Pepsi Inc. | | | 56,250.00 | 56,250.00 |
| 12051 | 100 | 713448EQ7 | PEPSICO INC, SR NT | Interest | 09/19/2023 | 03/19/2025 | Pepsi Inc. | | | 56,250.00 | 56,250.00 |
| 11955 | 100 | 31422BQK9 | FAMCA 1.69% MAT | Interest | 09/20/2023 | 09/20/2024 | Farmer Mac | | | 211,250.00 | 211,250.00 |
| 13043 | 100 | 89236TKJ3 | TOYOTA MTR CR | Interest | 09/20/2023 | 09/20/2027 | Toyota Motor Credit | | | 254,345.00 | 254,345.00 |
| 13043 | 100 | 89236TKJ3 | TOYOTA MTR CR | Accr Int | 09/20/2023 | 09/20/2027 | Toyota Motor Credit | | 91,846.81 | -91,846.81 | 0.00 |
| 13130 | 100 | 63873QP99 | NATXNY 6.02% MAT | Purchase | 09/21/2023 | 09/11/2024 | Natixis North Americ | 50,000,000.00 | | | -50,000,000.00 |
| 13129 | 100 | 716973AC6 | PFIZER INVT | Purchase | 09/21/2023 | 05/19/2028 | Pfizer | 13,902,185.53 | | | -13,902,185.53 |
| 13131 | 100 | 3133EPWK7 | FEDERAL FARM CR | Purchase | 09/22/2023 | 09/22/2028 | Federal Farm Credit | 24,853,107.52 | | | -24,853,107.52 |
| 13132 | 100 | 3130ARNT4 | FEDERAL HOME | Purchase | 09/22/2023 | 04/29/2027 | Federal Home Loan | 4,992,013.89 | | | -4,992,013.89 |
| 12516 | 100 | 3130ANU32 | FEDERAL HOME | Interest | 09/22/2023 | 09/22/2026 | Federal Home Loan | | | 50,000.00 | 50,000.00 |
| 12066 | 100 | 254687FN1 | DISNEY 3.35% MAT | Interest | 09/25/2023 | 03/24/2025 | Disney | | | 83,750.00 | 83,750.00 |
| 12069 | 100 | 458140BP4 | INTC 3.4% MAT | Interest | 09/25/2023 | 03/25/2025 | Intel Corp | | | 170,000.00 | 170,000.00 |
| 12241 | 100 | 06051GJG5 | BAC 0.981% MAT | Interest | 09/25/2023 | 09/25/2025 | Bank of America Corp | | | 39,240.00 | 39,240.00 |
| 12242 | 100 | 06051GJG5 | BAC 0.981% MAT | Interest | 09/25/2023 | 09/25/2025 | Bank of America Corp | | | 14,715.00 | 14,715.00 |

**Alameda County Investment Pool
Transaction Activity Report
Sorted by Fund - Transaction Date**

| Investment # | Fund | CUSIP | Inv Descrip | TransactionType | TransactionDate | MaturityDate | Issuer | New Principal | Principal Paydowns | Interest | Total Cash |
|--------------|------|-----------|------------------|-----------------|-----------------|--------------|----------------------|----------------|--------------------|------------|------------------------|
| 12405 | 100 | 3137EAEX3 | FEDERAL HOME LN | Interest | 09/25/2023 | 09/23/2025 | Federal Home Loan | | | 28,125.00 | 28,125.00 |
| 12419 | 100 | 3130ALGJ7 | FEDERAL HOME | Interest | 09/25/2023 | 03/23/2026 | Federal Home Loan | | | 100,000.00 | 100,000.00 |
| 12420 | 100 | 3130ALGJ7 | FEDERAL HOME | Interest | 09/25/2023 | 03/23/2026 | Federal Home Loan | | | 46,250.00 | 46,250.00 |
| 12667 | 100 | 3130ARGC9 | FEDERAL HOME | Interest | 09/25/2023 | 03/25/2027 | Federal Home Loan | | | 127,500.00 | 127,500.00 |
| 12670 | 100 | 3130ARAE1 | FEDERAL HOME | Interest | 09/25/2023 | 06/25/2025 | Federal Home Loan | | | 262,500.00 | 262,500.00 |
| 12674 | 100 | 3130ARC41 | FEDERAL HOME | Interest | 09/25/2023 | 03/25/2025 | Federal Home Loan | | | 174,000.00 | 174,000.00 |
| 12675 | 100 | 3130ARFG1 | FEDERAL HOME | Interest | 09/25/2023 | 03/25/2027 | Federal Home Loan | | | 120,000.00 | 120,000.00 |
| 12691 | 100 | 3130ARDV0 | FEDERAL HOME | Interest | 09/25/2023 | 03/25/2027 | Federal Home Loan | | | 150,000.00 | 150,000.00 |
| 13004 | 100 | 3137EAEX3 | FEDERAL HOME LN | Interest | 09/25/2023 | 09/23/2025 | Federal Home Loan | | | 46,875.00 | 46,875.00 |
| 13004 | 100 | 3137EAEX3 | FEDERAL HOME LN | Accr Int | 09/25/2023 | 09/23/2025 | Federal Home Loan | | 7,291.67 | -7,291.67 | 0.00 |
| 13133 | 100 | 459058KW2 | IBRD 4.625% MAT | Purchase | 09/26/2023 | 08/01/2028 | International Bank R | 19,995,000.00 | | | -19,995,000.00 |
| 13135 | 100 | 06367DD93 | BMO 5.91% MAT | Purchase | 09/27/2023 | 07/29/2024 | Bank of Montreal | 100,000,000.00 | | | -100,000,000.00 |
| 13136 | 100 | 06367DD85 | BMO 5.9% MAT | Purchase | 09/27/2023 | 06/25/2024 | Bank of Montreal | 50,000,000.00 | | | -50,000,000.00 |
| 13134 | 100 | 3134H1DG5 | FEDERAL HOME LN | Purchase | 09/27/2023 | 09/27/2027 | Federal Home Loan | 15,000,000.00 | | | -15,000,000.00 |
| 13140 | 100 | 59217GCK3 | MET 3.% MAT | Purchase | 09/27/2023 | 09/19/2027 | MetLife | 9,070,866.67 | | | -9,070,866.67 |
| 13139 | 100 | 637639AH8 | NSCC 5.1% MAT | Purchase | 09/27/2023 | 11/21/2027 | National Securities | 5,099,746.50 | | | -5,099,746.50 |
| 13137 | 100 | 912797HX8 | TBILL DISC NOTE | Purchase | 09/27/2023 | 01/02/2024 | Treasury Bill | 49,285,972.22 | | | -49,285,972.22 |
| 13138 | 100 | 912797HX8 | TBILL DISC NOTE | Purchase | 09/27/2023 | 01/02/2024 | Treasury Bill | 49,285,972.22 | | | -49,285,972.22 |
| 12999 | 100 | 313384MF3 | FHLBDN DISC NOTE | Redemption | 09/27/2023 | 09/27/2023 | Federal Home Loan | | 50,000,000.00 | | 50,000,000.00 |
| 12074 | 100 | 654106AH6 | NIKE 2.4% MAT | Interest | 09/27/2023 | 03/27/2025 | Nike Inc. | | | 36,000.00 | 36,000.00 |
| 12517 | 100 | 06048WP46 | BK OF AMERICA | Interest | 09/27/2023 | 03/27/2025 | Bank of America Corp | | | 18,750.00 | 18,750.00 |
| 13142 | 100 | 3130AWTQ3 | FEDERAL HOME | Purchase | 09/28/2023 | 09/11/2026 | Federal Home Loan | 16,542,688.50 | | | -16,542,688.50 |
| 13141 | 100 | 3134H1CJ0 | FEDERAL HOME LN | Purchase | 09/28/2023 | 09/28/2028 | Federal Home Loan | 10,000,000.00 | | | -10,000,000.00 |
| 12668 | 100 | 3130ARBC4 | FEDERAL HOME | Interest | 09/28/2023 | 03/28/2024 | Federal Home Loan | | | 50,000.00 | 50,000.00 |
| 12669 | 100 | 45906M3C3 | IBRD 2.25% MAT | Interest | 09/28/2023 | 03/28/2024 | International Bank R | | | 84,375.00 | 84,375.00 |
| 13143 | 100 | 17291QML5 | CITI 6.05% MAT | Purchase | 09/29/2023 | 12/30/2024 | Citigroup | 10,000,000.00 | | | -10,000,000.00 |
| 13144 | 100 | 31424WAE2 | FEDERAL AGRIC | Purchase | 09/29/2023 | 08/03/2026 | Farmer Mac | 14,979,900.00 | | | -14,979,900.00 |
| 12179 | 100 | 31422BG53 | FHLMC 0.35% MAT | Redemption | 09/29/2023 | 09/29/2023 | Federal Home Loan | | 15,000,000.00 | | 15,000,000.00 |
| 13000 | 100 | 313384MH9 | FHLBDN DISC NOTE | Redemption | 09/29/2023 | 09/29/2023 | Federal Home Loan | | 50,000,000.00 | | 50,000,000.00 |
| 12179 | 100 | 31422BG53 | FHLMC 0.35% MAT | Interest | 09/29/2023 | 09/29/2023 | Federal Home Loan | | | 13,125.00 | 13,125.00 |
| 12519 | 100 | 91282CDA6 | UNITED STATES | Redemption | 09/30/2023 | 09/30/2023 | U.S. Treasury | | 50,000,000.00 | | 50,000,000.00 |
| 12038 | 100 | 072024WP3 | BAYTRN 2.254% | Interest | 10/02/2023 | 04/01/2024 | Bay Area Ca Tran | | | 112,700.00 | 112,700.00 |
| 12246 | 100 | 3134GWUY0 | FEDERAL HOME LN | Interest | 10/02/2023 | 12/30/2024 | Federal Home Loan | | | 30,000.00 | 30,000.00 |
| 12247 | 100 | 3134GWVJ2 | FEDERAL HOME LN | Interest | 10/02/2023 | 09/30/2024 | Federal Home Loan | | | 30,000.00 | 30,000.00 |
| 12248 | 100 | 3134GWWX0 | FEDERAL HOME LN | Interest | 10/02/2023 | 09/30/2024 | Federal Home Loan | | | 30,000.00 | 30,000.00 |
| 12249 | 100 | 3134GWVJ2 | FEDERAL HOME LN | Interest | 10/02/2023 | 09/30/2024 | Federal Home Loan | | | 20,000.00 | 20,000.00 |
| 12250 | 100 | 3134GWXG6 | FHLMC 0.43% MAT | Interest | 10/02/2023 | 12/30/2024 | Federal Home Loan | | | 21,500.00 | 21,500.00 |
| 12251 | 100 | 3134GWUY0 | FEDERAL HOME LN | Interest | 10/02/2023 | 12/30/2024 | Federal Home Loan | | | 20,000.00 | 20,000.00 |
| 12519 | 100 | 91282CDA6 | UNITED STATES | Interest | 10/02/2023 | 09/30/2023 | U.S. Treasury | | | 62,500.00 | 62,500.00 |
| 12520 | 100 | 91282CCZ2 | UNITED STATES | Interest | 10/02/2023 | 09/30/2026 | U.S. Treasury | | | 218,750.00 | 218,750.00 |
| 12521 | 100 | 3130APDL6 | FEDERAL HOME | Interest | 10/02/2023 | 06/30/2025 | Federal Home Loan | | | 60,000.00 | 60,000.00 |

**Alameda County Investment Pool
Transaction Activity Report
Sorted by Fund - Transaction Date**

| Investment # | Fund | CUSIP | Inv Descrip | TransactionType | TransactionDate | MaturityDate | Issuer | New Principal | Principal Paydowns | Interest | Total Cash |
|--------------------------------|------|-----------|------------------|-----------------|-----------------|--------------|----------------------|-----------------------|-----------------------|----------------------|------------------------|
| 12618 | 100 | 3130AQFW8 | FEDERAL HOME | Interest | 10/02/2023 | 09/30/2024 | Federal Home Loan | | | 125,000.00 | 125,000.00 |
| 12814 | 100 | 3130ATDV6 | FEDERAL HOME | Interest | 10/02/2023 | 09/30/2027 | Federal Home Loan | | | 250,000.00 | 250,000.00 |
| 12815 | 100 | 45906M3K5 | IBRD 4.5% MAT | Interest | 10/02/2023 | 09/30/2027 | International Bank R | | | 337,500.00 | 337,500.00 |
| 12981 | 100 | 69371RS49 | PACCAR FINANCIAL | Interest | 10/02/2023 | 03/30/2026 | PACCAR Financial | | | 378,250.00 | 378,250.00 |
| 13034 | 100 | 3130ARFM8 | FEDERAL HOME | Interest | 10/02/2023 | 09/30/2024 | Federal Home Loan | | | 54,250.00 | 54,250.00 |
| 13034 | 100 | 3130ARFM8 | FEDERAL HOME | Accr Int | 10/02/2023 | 09/30/2024 | Federal Home Loan | | 13,863.89 | -13,863.89 | 0.00 |
| 13117 | 100 | 3134GX3A0 | FEDERAL HOME LN | Interest | 10/02/2023 | 09/30/2025 | Federal Home Loan | | | 278,658.75 | 278,658.75 |
| 13117 | 100 | 3134GX3A0 | FEDERAL HOME LN | Accr Int | 10/02/2023 | 09/30/2025 | Federal Home Loan | | 221,378.90 | -221,378.90 | 0.00 |
| Totals for General Fund | | | | | | | | 531,381,916.66 | 299,206,361.26 | 11,165,504.32 | -221,010,051.08 |
| Grand Total | | | | | | | | 531,381,916.66 | 299,206,361.26 | 11,165,504.32 | -221,010,051.08 |