



T R E A S U R E R - T A X C O L L E C T O R

HENRY C. LEVY  
TREASURER - TAX COLLECTOR

September 28, 2023

The Honorable Board of Supervisors  
County of Alameda  
1221 Oak Street, 5<sup>th</sup> Floor  
Oakland, CA 94612

**SUBJECT: INVESTMENT REPORT – AUGUST 2023**

Dear Board Members:

**RECOMMENDATIONS:**

Accept the Treasurer-Tax Collector’s August 2023 Investment Report.

**DISCUSSION/SUMMARY:**

In accordance with the Treasurer’s investment policy, submitted herewith is a report of the cash pool investments for the month of August 2023. Enclosed with this report is a detailed composition of all outstanding investments by securities category as of August 31, 2023. This report reflects the market value and cost of purchase. All investments in the Treasurer’s investment portfolio conform to the statutory requirements of Government Code Section 53601 et. seq., authorities delegated by the County Board of Supervisors and the Treasurer’s investment policy.

As of August 31, 2023

Treasurer’s Investment Pool – Book Value	\$ 8,897,867,739
Treasurer’s Investment Pool – Market Value	8,674,552,405
Total Cash in Bank	80,090,714
Total interest received during the month	24,708,314
Average Maturity of the portfolio	538 days
Annualized cash basis rate of return for the month	3.26%

Liquidity Summary of the Portfolio as of August 31, 2023

Maturity	Amount	Percentage Held
1 to 90 days	\$ 1,645,529,973	18.49%
91 to 365 days	2,441,810,110	27.44%
2 years	2,282,515,750	25.65%
3 years	1,407,607,443	15.82%
4 years	555,490,709	6.24%
5 years	564,913,755	6.35%
<b>Total</b>	<b>\$8,897,867,739</b>	<b>100.00%</b>

## Conclusion

Based on investment activity during the month of August 2023, the Treasurer expects to meet all operating cash needs for the pool participants within the next six months from the portfolio's most liquid assets and current revenues. For your review, a copy of the Investment Status Report and transaction details for the month of August 2023 is attached and on file with the Office of the Clerk of the Board of Supervisors.

## Vision 2026 Goal:

The Investment Report meets the 10x goal of **Accessible Infrastructure** in support of our shared vision of **Prosperous and Vibrant Economy**.

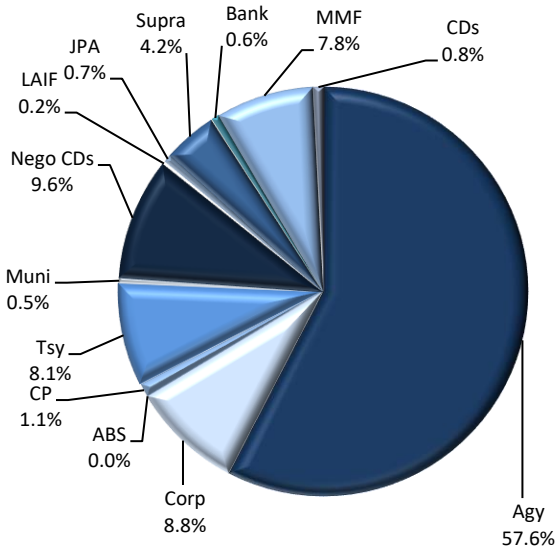
Very truly yours,

A handwritten signature in black ink, appearing to read "Henry C. Levy". The signature is written in a cursive style with a large initial "H" and a long, sweeping underline.

Henry C. Levy  
Treasurer – Tax Collector

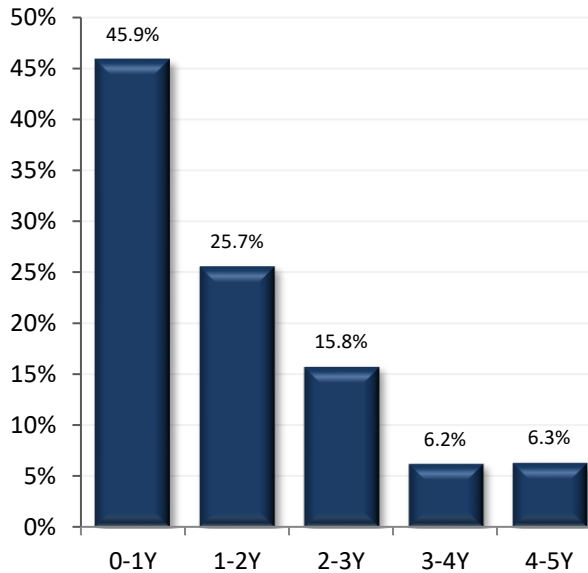
cc: Susan Muranishi, County Administrator  
Melissa Wilk, Auditor-Controller  
School District and Special District Participants  
Members of the Treasury Oversight Committee

**SECTOR ALLOCATION**



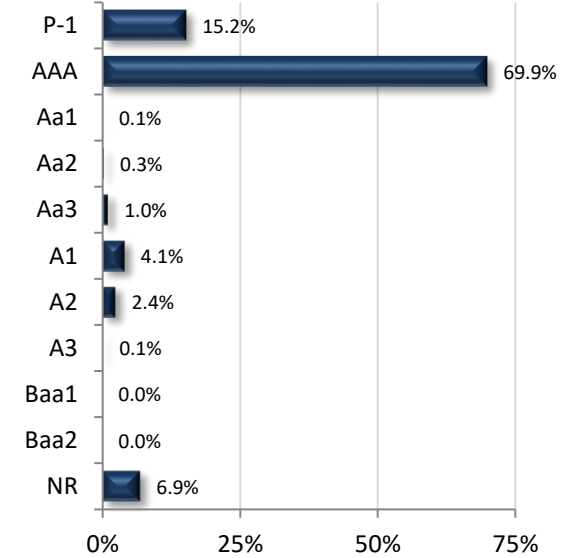
Per Book Value

**MATURITY DISTRIBUTION**



Per Book Value

**CREDIT QUALITY (MOODY'S)**



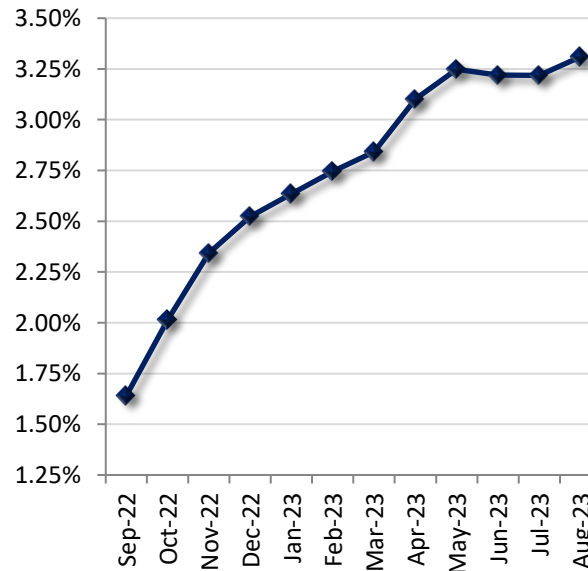
NR: Not Rated

**ACCOUNT SUMMARY**

	8/31/23	7/31/23
<b>Market Value</b>	\$8,674,552,405	\$8,771,995,026
<b>Book Value*</b>	\$8,897,867,739	\$9,004,004,653
<b>Unrealized G/L</b>	-\$223,315,334	-\$232,009,627
<b>Par Value</b>	\$8,944,017,111	\$9,055,755,754
<b>Net Asset Value</b>	\$97.490	\$97.423
<b>Book Yield</b>	3.31%	3.22%
<b>Years to Maturity</b>	1.48	1.45
<b>Effective Duration</b>	1.19	1.18

\*Book Value is not Amortized

**PORTFOLIO BOOK YIELD HISTORY**



**TOP ISSUERS**

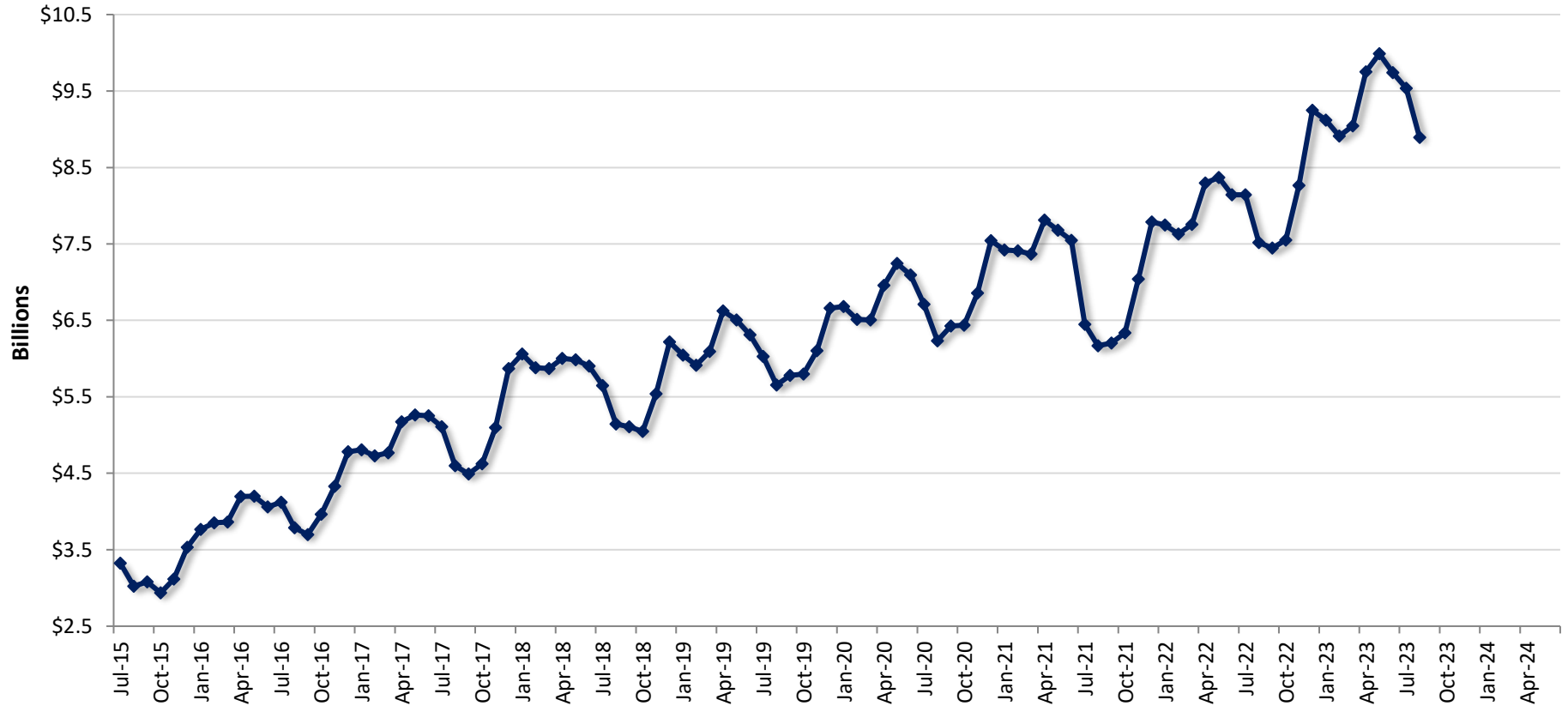
Issuer	% Portfolio
Federal Home Loan Bank	23.9%
Federal Home Loan Mtg Corp	14.1%
U.S. Treasury	7.5%
Natixis North America	6.7%
Federal National Mtg Assn	6.6%
Farmer Mac	5.1%
Federal Farm Credit Bank	4.7%
State Street Institutional US	3.7%
Federal Home Loan Bk Disc Note	3.3%
Federated Fund 117	2.8%
Bank of Montreal	2.3%
International Bank Recon & D	2.3%
Toyota Motor Credit Corp	1.6%
InterAmerican Development Bank	1.3%
Amazon	1.0%

Per Book Value

Item / Sector	Parameters	In Compliance
Weighted Average Maturity	Maximum WAM of 3.0 years	Yes 1.48 yrs
U.S. Treasury and Federal Agency Obligations	No sector limit; no issuer limit; max maturity 5 years	Yes 65.7%
Debt Issued by State of CA and Local Agencies within the State	20% limit; 5% issuer limit; Minimum rating of A by at least one NRSRO; max maturity 5 years	Yes 0.5%
LAIF	Maximum amount permitted by LAIF (currently \$75 million limit)	Yes \$22 Mil
Joint Powers Authority (CAMP)	Max Limit: Twice the limit of LAIF deposits (currently \$150 million limit)	Yes \$20 Mil
Joint Powers Authority (CalTrust)	Max Limit: Twice the limit of LAIF deposits (currently \$150 million limit)	Yes \$40 Mil
Money Market Mutual Funds	20% limit; 10% per fund limit; SEC registered with stable NAV; Rated AAAM or equivalent by at least two of the three rating agencies or meet advisor requirements	Yes 7.8%
Commercial Paper (Includes Asset Backed)	25% sector limit; 10% combined issuer limit; Max maturity of 270 days; Rated A-1, P-1, or F-1; Total assets over \$500mm; Asset Backed CP Must have program-wide credit enhancements	Yes 1.1%
Negotiable CDs	30% limit; 10% combined issuer limit; Minimum rating of A by rating agency if issued by domestic bank; Minimum rating of AA if a U.S. branch of a foreign bank; Max maturity of 1 year	Yes 9.6%
Collateralized/FDIC - Insured Time Deposits	Time deposits with banks and savings and loans associations located with the State, collateralized according to Government code	Yes 0.8%
Collateralized Money Market Bank Accounts	Deposit funds in interest-bearing active collateralized money market bank accounts	Yes 0.6%
Medium-Term Notes	30% limit; 10% combined issuer limit, Max maturity 5 years; Minimum rating of A or better by two NRSRO's	Yes 8.8%
Asset-Backed Securities	20% limit; 5% issuer limit; Max maturity of 5 years; Minimum rating of AA or better by rating agency	Yes 0.0%
Repurchase Agreement	20% limit; Max maturity of 180 days; Must have 102% collateral; Collateral of agency and treasuries with final maturity not to exceed 5 years	Yes 0.0%
Supranationals	30% limit; 15% issuer limit; Only IBRD, IFC, IADB; Max Maturity 5 years; Minimum rating of AA by a rating agency; max maturity of 5 years	Yes 4.2%
Floaters, Structured Notes, Derivatives	15% limit for treasuries, agencies, and munis	Yes 0.0%

## Historical Book Values 8/31/2023

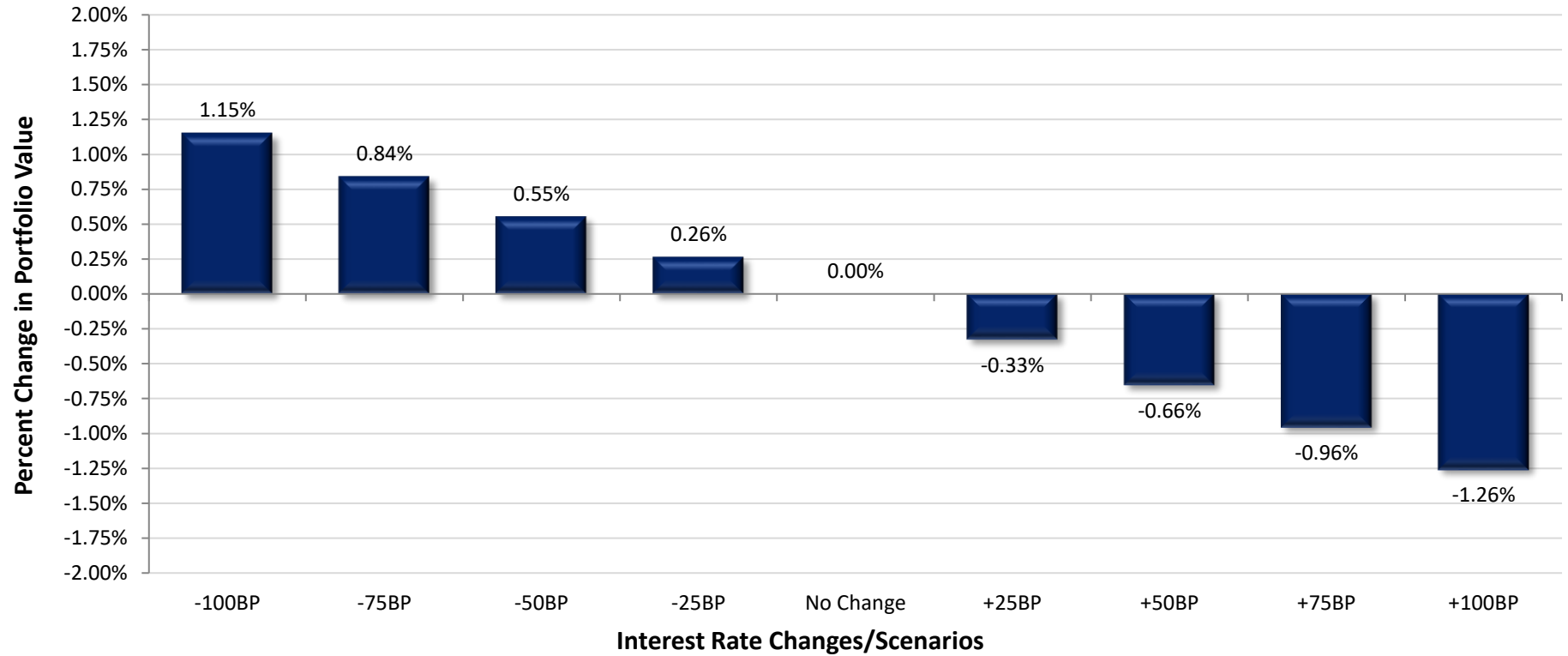
County of Alameda



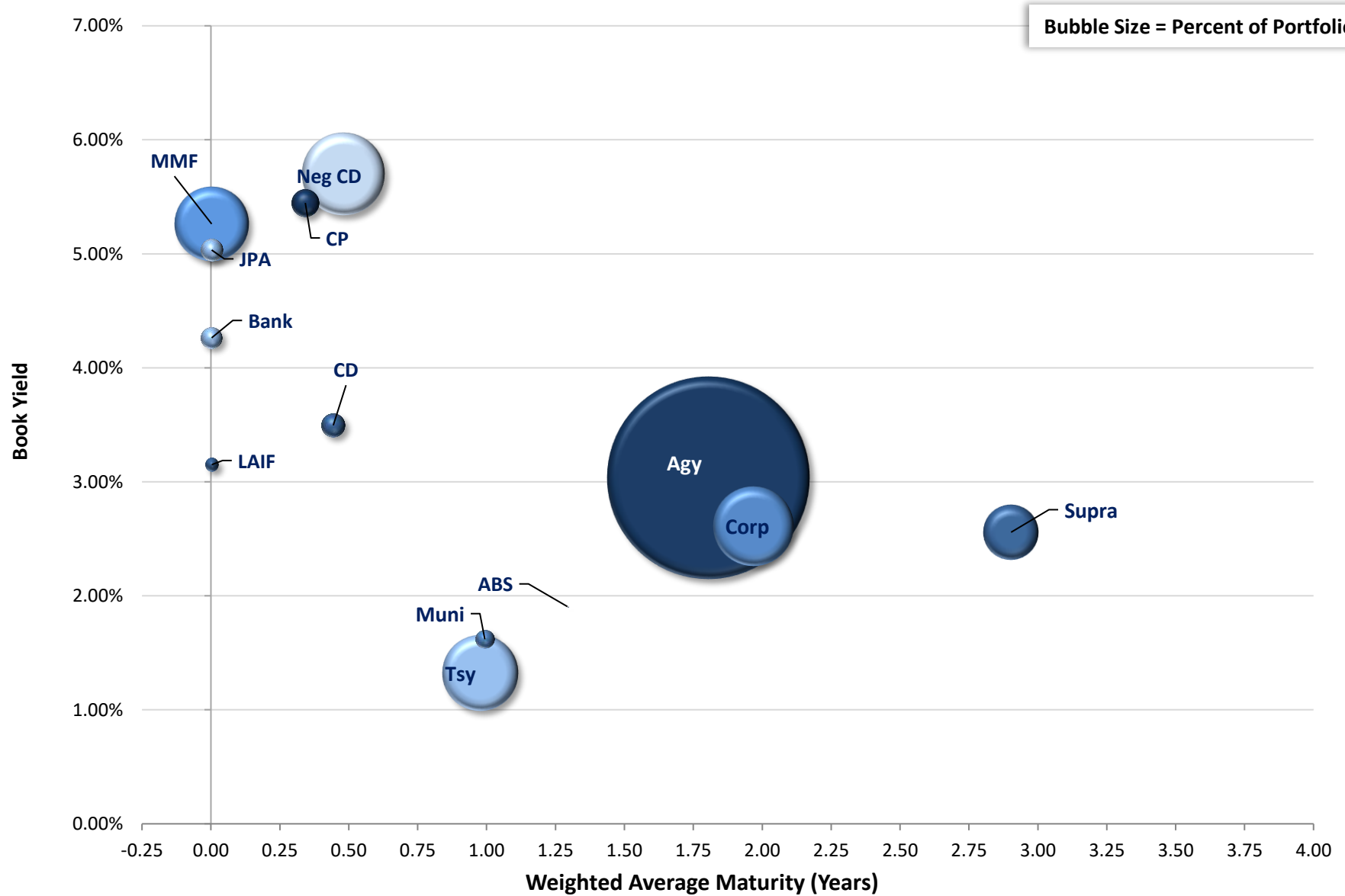
	Jul	Aug	Sep	Oct	Nov	Dec	Jan	Feb	Mar	Apr	May	Jun
<b>Fiscal Year 2016</b>	\$3.325	\$3.023	\$3.078	\$2.936	\$3.117	\$3.530	\$3.747	\$3.852	\$3.862	\$4.195	\$4.199	\$4.060
<b>Fiscal Year 2017</b>	\$4.120	\$3.786	\$3.698	\$3.962	\$4.328	\$4.781	\$4.807	\$4.726	\$4.767	\$5.174	\$5.263	\$5.253
<b>Fiscal Year 2018</b>	\$5.107	\$4.600	\$4.490	\$4.625	\$5.096	\$5.818	\$6.011	\$5.881	\$5.868	\$6.002	\$5.984	\$5.901
<b>Fiscal Year 2019</b>	\$5.648	\$5.146	\$5.108	\$5.047	\$5.540	\$6.217	\$6.047	\$5.912	\$6.093	\$6.626	\$6.507	\$6.311
<b>Fiscal Year 2020</b>	\$6.029	\$5.655	\$5.782	\$5.797	\$6.103	\$6.658	\$6.682	\$6.513	\$6.507	\$6.958	\$7.246	\$7.096
<b>Fiscal Year 2021</b>	\$6.711	\$6.231	\$6.426	\$6.439	\$6.857	\$7.543	\$7.422	\$7.412	\$7.369	\$7.811	\$7.680	\$7.546
<b>Fiscal Year 2022</b>	\$6.449	\$6.168	\$6.204	\$6.335	\$7.041	\$7.786	\$7.749	\$7.630	\$7.753	\$8.296	\$8.370	\$8.141
<b>Fiscal Year 2023</b>	\$8.142	\$7.519	\$7.446	\$7.549	\$8.265	\$9.247	\$9.120	\$8.912	\$9.045	\$9.752	\$9.988	\$9.740
<b>Fiscal Year 2024</b>	\$9.536	\$8.892										

Figures in Billions, Average Daily Balance

Instantaneous Interest Rate Changes and Approximate Change in Portfolio's Market Value

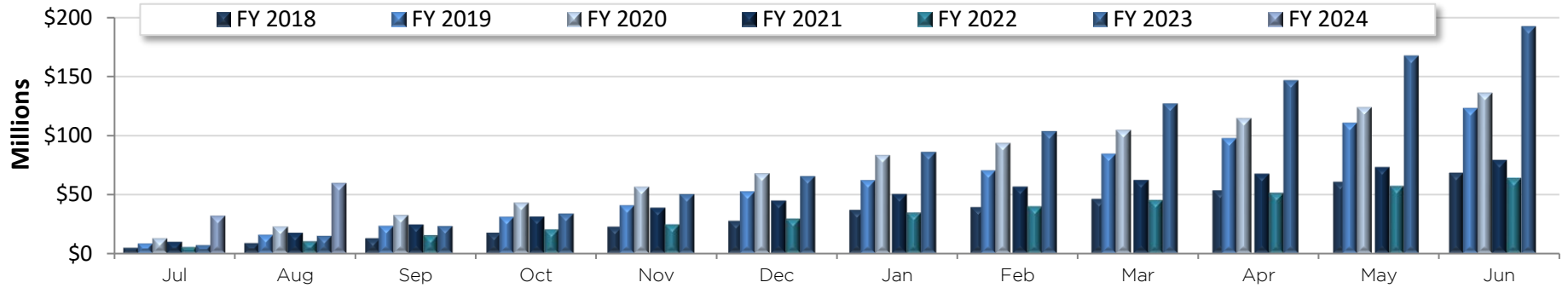


Int. Rate Change	Portfolio Value	Value Change	Percent Change
-100 Basis Points	\$8,774,309,758	\$99,757,353	1.15%
-75 Basis Points	\$8,747,375,273	\$72,822,867	0.84%
-50 Basis Points	\$8,722,435,935	\$47,883,529	0.55%
-25 Basis Points	\$8,697,496,596	\$22,944,191	0.26%
No Change	\$8,674,552,405	\$0	0.00%
+25 Basis Points	\$8,646,134,572	-\$28,417,834	-0.33%
+50 Basis Points	\$8,617,716,738	-\$56,835,667	-0.66%
+75 Basis Points	\$8,591,484,891	-\$83,067,514	-0.96%
+100 Basis Points	\$8,565,253,045	-\$109,299,360	-1.26%



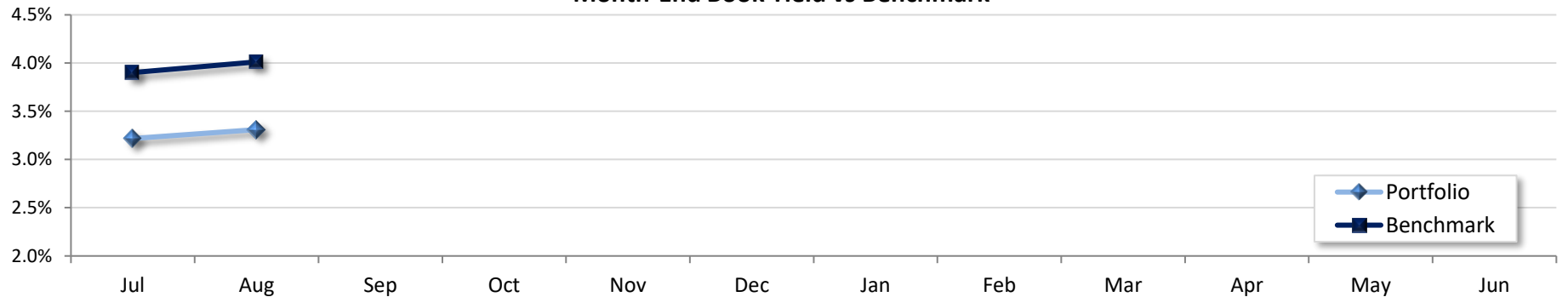
\*Note: Excludes Cash Balance

Fiscal Year-to-Date Earnings



FYTD	Jul	Aug	Sep	Oct	Nov	Dec	Jan	Feb	Mar	Apr	May	Jun	FY Return
FY 2018	\$4.6	\$8.7	\$12.8	\$17.3	\$22.4	\$27.3	\$36.5	\$38.8	\$45.9	\$53.0	\$60.3	\$67.8	1.80%
FY 2019	\$8.4	\$15.8	\$23.5	\$31.1	\$40.7	\$52.6	\$62.1	\$70.3	\$84.4	\$97.7	\$110.6	\$123.0	2.29%
FY 2020	\$12.7	\$22.7	\$32.4	\$42.8	\$56.2	\$67.5	\$83.2	\$93.3	\$104.2	\$114.2	\$123.6	\$135.9	1.56%
FY 2021	\$9.9	\$17.5	\$24.4	\$31.0	\$38.5	\$44.5	\$50.1	\$56.3	\$61.7	\$67.1	\$72.6	\$78.7	0.95%
FY 2022	\$5.3	\$10.2	\$15.4	\$20.3	\$24.5	\$29.3	\$34.3	\$39.5	\$45.0	\$50.9	\$56.8	\$63.4	1.18%
FY 2023	\$7.1	\$14.9	\$23.2	\$33.8	\$50.4	\$65.6	\$86.0	\$103.7	\$127.1	\$146.8	\$167.5	\$192.1	2.20%
FY 2024	\$32.0	\$59.7											


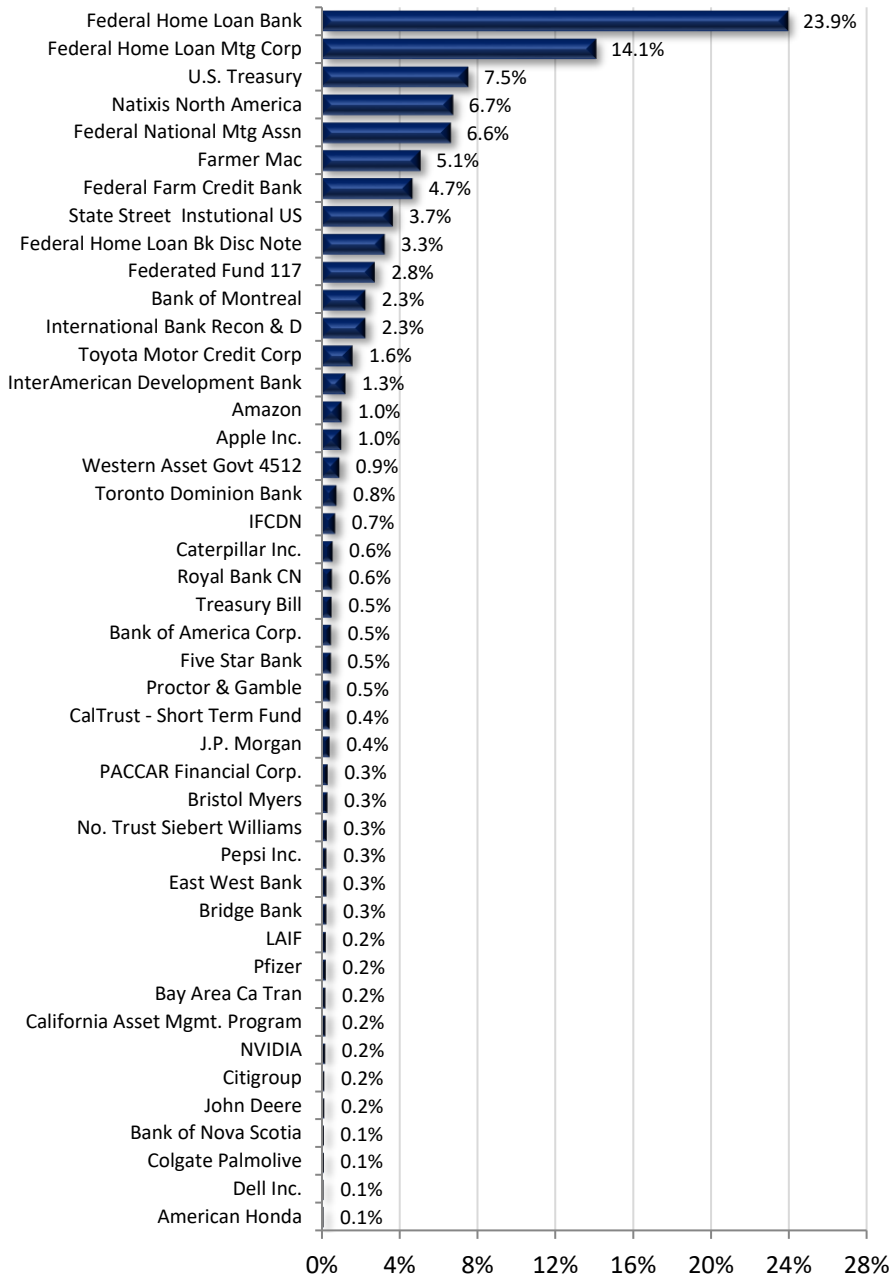
Month-End Book Yield vs Benchmark



	Jul	Aug	Sep	Oct	Nov	Dec	Jan	Feb	Mar	Apr	May	Jun
Month-End Book Yield	3.22%	3.31%										
Benchmark	3.90%	4.01%										
Variance	-0.68%	-0.70%										

Benchmark: ICE BofAML Indices 30MMA 10% 1-5yr Tsy, 35% 1-5yr Agy, 5% 1-5yr A-AAA Ex Yankee Corp, and 6MMA 10% 0-1yr Tsy, 20% 0-1yr Agy, 20% 0-1yr A-AAA Corp





**Alameda County Investment Pool  
Portfolio Management  
Portfolio Summary  
August 31, 2023**

Investments	Par Value	Market Value	Book Value	% of Portfolio	Days to Maturity	YTM 365 Equiv.
Non-Negotiable CDs	70,230,000.00	70,230,000.00	70,230,000.00	0.79	162	3.496
Local Agency Investment Funds	22,000,000.00	22,000,000.00	22,000,000.00	0.25	1	3.150
Joint Powers Authority	60,000,000.00	60,000,000.00	60,000,000.00	0.67	1	5.033
Money Market Mutual Funds	690,000,000.00	690,000,000.00	690,000,000.00	7.75	1	5.262
Money Market Bank Accounts	57,000,000.00	57,000,000.00	57,000,000.00	0.64	1	4.263
Negotiable CDs	850,000,000.00	849,541,500.00	850,000,000.00	9.55	176	5.697
Corporate Notes	792,040,000.00	756,635,544.41	787,275,318.43	8.85	718	2.611
Washington Supranational Obligation	379,500,000.00	364,406,065.00	377,824,174.50	4.25	1,059	2.558
Commercial Paper Disc. -Amortizing	100,000,000.00	98,035,000.00	96,593,333.33	1.09	125	5.446
Agency Bullets (Aaa/AA+)	1,433,578,000.00	1,394,864,605.39	1,426,322,304.53	16.03	555	2.682
Federal Agency Disc. -Amortizing	300,000,000.00	295,059,000.00	289,694,249.99	3.26	116	5.267
Treasury Notes and Bonds	675,000,000.00	646,728,750.00	669,378,863.30	7.52	372	1.014
Treasury Discounts -Amortizing	50,000,000.00	48,928,500.00	48,700,229.17	0.55	146	5.549
Agency Callables (Aaa/AA+)	3,423,738,000.00	3,281,492,282.77	3,411,207,405.50	38.34	749	2.991
Asset Backed Securities	136,110.93	136,084.23	136,084.23	0.00	472	1.906
Municipal Bonds	40,795,000.00	39,495,073.40	41,505,775.80	0.47	363	1.619
	<b>8,944,017,110.93</b>	<b>8,674,552,405.20</b>	<b>8,897,867,738.78</b>	<b>100.00%</b>	<b>538</b>	<b>3.310</b>

Investments	8,944,017,110.93	8,674,552,405.20	8,897,867,738.78	100.00%	538	3.310
-------------	------------------	------------------	------------------	---------	-----	-------

Total Earnings	August 31 Month Ending	Fiscal Year To Date
Current Year	27,613,580.69	59,670,535.03
<b>Average Daily Balance</b>	<b>8,892,330,598.37</b>	<b>9,214,094,582.07</b>
<b>Effective Rate of Return</b>	<b>3.66%</b>	<b>3.81%</b>

Henry C. Levy, Treasurer - Tax Collector

Reporting period 08/01/2023-08/31/2023

Run Date: 09/26/2023 - 14:03

Portfolio POOL  
RC  
PM (PRF\_PM1) 7.3.0  
Report Ver. 7.3.6.1

**Alameda County Investment Pool  
Portfolio Management  
Portfolio Details - Investments  
August 31, 2023**

CUSIP	Investment #	Issuer	Average Balance	Purchase Date	Par Value	Market Value	Book Value	Stated Rate	YTM	Days to Maturity	Maturity Date
<b>Non-Negotiable CDs</b>											
SYS13106	13106	Bank of San Francisco		08/04/2023	5,000,000.00	5,000,000.00	5,000,000.00	5.360	5.434	336	08/02/2024
SYS12818	12818	Bridge Bank		10/04/2022	25,000,000.00	25,000,000.00	25,000,000.00	4.000	4.056	32	10/03/2023
SYS12817	12817	Community Bank of the Bay		09/08/2022	10,000,000.00	10,000,000.00	10,000,000.00	4.000	4.056	7	09/08/2023
SYS13073	13073	East West Bank		06/30/2023	25,000,000.00	25,000,000.00	25,000,000.00	5.300	3.042	301	06/28/2024
SYS12964	12964	Self-Help Federal Credit Union		03/13/2023	230,000.00	230,000.00	230,000.00	0.400	0.406	195	03/14/2024
SYS13031	13031	Union Bank of California		05/10/2023	5,000,000.00	5,000,000.00	5,000,000.00	0.050	0.051	252	05/10/2024
<b>Subtotal and Average</b>			<b>70,230,000.00</b>		<b>70,230,000.00</b>	<b>70,230,000.00</b>	<b>70,230,000.00</b>		<b>3.496</b>	<b>162</b>	
<b>Local Agency Investment Funds</b>											
SYS10285	10285	LAIF		07/01/2018	22,000,000.00	22,000,000.00	22,000,000.00	3.150	3.150	1	
<b>Subtotal and Average</b>			<b>22,000,000.00</b>		<b>22,000,000.00</b>	<b>22,000,000.00</b>	<b>22,000,000.00</b>		<b>3.150</b>	<b>1</b>	
<b>Joint Powers Authority</b>											
SYS10470	10470	California Asset Mgmt. Program		07/01/2018	20,000,000.00	20,000,000.00	20,000,000.00	5.540	5.540	1	
SYS12895	12895	CalTRUST - Liquidity Fund		12/09/2022	0.00	0.00	0.00	5.070	5.070	1	
SYS10472	10472	CalTrust - Short Term Fund		07/01/2018	40,000,000.00	40,000,000.00	40,000,000.00	4.780	4.780	1	
<b>Subtotal and Average</b>			<b>60,000,000.00</b>		<b>60,000,000.00</b>	<b>60,000,000.00</b>	<b>60,000,000.00</b>		<b>5.033</b>	<b>1</b>	
<b>Money Market Mutual Funds</b>											
09250C721	12656	BlackRock - Mischler		03/03/2022	6,000,000.00	6,000,000.00	6,000,000.00	5.230	5.230	1	
608919718	11093	Federated Fund 117		07/01/2018	245,000,000.00	245,000,000.00	245,000,000.00	5.240	5.240	1	
316175504	10274	Fidelity Fund No. 695		07/01/2018	1,000,000.00	1,000,000.00	1,000,000.00	5.240	5.240	1	
316175108	11090	Fidelity Fund 57		07/01/2018	1,000,000.00	1,000,000.00	1,000,000.00	5.240	5.240	1	
61747C707	10280	Morgan Stanley Fund 8302		07/01/2018	1,000,000.00	1,000,000.00	1,000,000.00	5.250	5.250	1	
61747C582	11089	Morgan Stanley Fund 8304		07/01/2018	1,000,000.00	1,000,000.00	1,000,000.00	5.220	5.220	1	
665279840	12588	No. Trust Siebert Williams		12/06/2021	26,000,000.00	26,000,000.00	26,000,000.00	5.230	5.230	1	
SYS12009	12009	State Street Institutional US		02/11/2020	326,000,000.00	326,000,000.00	326,000,000.00	5.290	5.290	1	
52470G791	10318	Western Asset Govt 4512		07/01/2018	83,000,000.00	83,000,000.00	83,000,000.00	5.230	5.230	1	
<b>Subtotal and Average</b>			<b>361,354,838.71</b>		<b>690,000,000.00</b>	<b>690,000,000.00</b>	<b>690,000,000.00</b>		<b>5.262</b>	<b>1</b>	
<b>Money Market Bank Accounts</b>											
SYS12169	12169	Five Star Bank		11/12/2019	45,000,000.00	45,000,000.00	45,000,000.00	5.000	5.000	1	
SYS12601	12601	Bank of the West		12/22/2021	10,000,000.00	10,000,000.00	10,000,000.00	1.570	1.570	1	
SYS10286	10286	California Bank & Trust		07/01/2018	0.00	0.00	0.00	1.090	1.090	1	
SYS10290	10290	Union Bank 5764 (US Bank 3918)		07/01/2018	1,000,000.00	1,000,000.00	1,000,000.00	1.150	1.150	1	

**Alameda County Investment Pool  
Portfolio Management  
Portfolio Details - Investments  
August 31, 2023**

CUSIP	Investment #	Issuer	Average Balance	Purchase Date	Par Value	Market Value	Book Value	Stated Rate	YTM 365	Days to Maturity	Maturity Date
<b>Money Market Bank Accounts</b>											
SYS10291	10291	Union Bank 9048 (US Bank 3213)		07/01/2018	1,000,000.00	1,000,000.00	1,000,000.00	1.150	1.150	1	
<b>Subtotal and Average</b>			<b>57,000,000.00</b>		<b>57,000,000.00</b>	<b>57,000,000.00</b>	<b>57,000,000.00</b>		<b>4.263</b>	<b>1</b>	
<b>Negotiable CDs</b>											
06367D6A8	13003	Bank of Montreal		04/21/2023	50,000,000.00	49,932,000.00	50,000,000.00	5.440	5.516	150	01/29/2024
06367D6U4	13028	Bank of Montreal		05/10/2023	50,000,000.00	49,885,500.00	50,000,000.00	5.340	5.414	180	02/28/2024
06367DAY1	13076	Bank of Montreal		07/05/2023	50,000,000.00	50,031,500.00	50,000,000.00	6.000	6.083	306	07/03/2024
63873QD76	12955	Natixis North America		03/06/2023	50,000,000.00	49,990,000.00	50,000,000.00	5.390	5.465	54	10/25/2023
63873QE75	12983	Natixis North America		04/10/2023	50,000,000.00	49,994,000.00	50,000,000.00	5.420	5.495	54	10/25/2023
63873QE83	12984	Natixis North America		04/10/2023	50,000,000.00	49,985,000.00	50,000,000.00	5.420	5.495	68	11/08/2023
63873QF66	12997	Natixis North America		04/20/2023	50,000,000.00	49,999,000.00	50,000,000.00	5.450	5.526	40	10/11/2023
63873QF82	13008	Natixis North America		04/24/2023	50,000,000.00	49,919,000.00	50,000,000.00	5.460	5.536	152	01/31/2024
63873QG57	13025	Natixis North America		05/10/2023	50,000,000.00	49,882,000.00	50,000,000.00	5.350	5.424	166	02/14/2024
63873QG40	13026	Natixis North America		05/10/2023	50,000,000.00	49,899,500.00	50,000,000.00	5.350	5.424	152	01/31/2024
63873QH72	13053	Natixis North America		06/08/2023	50,000,000.00	49,985,500.00	50,000,000.00	5.710	5.789	138	01/17/2024
63873QJ70	13070	Natixis North America		06/29/2023	100,000,000.00	100,020,000.00	100,000,000.00	6.010	6.093	298	06/25/2024
63873QL93	13088	Natixis North America		07/27/2023	50,000,000.00	50,021,000.00	50,000,000.00	6.010	6.093	299	06/26/2024
63873QM27	13089	Natixis North America		07/27/2023	50,000,000.00	50,021,500.00	50,000,000.00	6.010	6.093	329	07/26/2024
78015JX28	13062	Royal Bank CN		06/21/2023	50,000,000.00	49,978,000.00	50,000,000.00	5.840	5.921	291	06/18/2024
89115BXB1	12956	Toronto Dominion Bank		03/06/2023	50,000,000.00	49,998,000.00	50,000,000.00	5.310	5.384	12	09/13/2023
<b>Subtotal and Average</b>			<b>851,612,903.23</b>		<b>850,000,000.00</b>	<b>849,541,500.00</b>	<b>850,000,000.00</b>		<b>5.697</b>	<b>176</b>	
<b>Corporate Notes</b>											
037833DM9	11851	Apple Inc.		09/11/2019	3,000,000.00	2,897,190.00	2,993,160.00	1.800	1.848	376	09/11/2024
037833DM9	11943	Apple Inc.		12/12/2019	9,000,000.00	8,691,570.00	8,918,370.00	1.800	2.001	376	09/11/2024
037833DT4	12133	Apple Inc.		05/11/2020	5,000,000.00	4,675,700.00	4,991,050.00	1.125	1.162	618	05/11/2025
037833DX5	12200	Apple Inc.		08/20/2020	5,000,000.00	4,593,000.00	4,988,200.00	0.550	0.598	719	08/20/2025
037833DX5	12201	Apple Inc.		08/20/2020	5,000,000.00	4,593,000.00	4,988,200.00	0.550	0.598	719	08/20/2025
037833EB2	12387	Apple Inc.		02/08/2021	20,000,000.00	18,105,400.00	19,955,000.00	0.746	0.792	891	02/08/2026
037833DB3	12935	Apple Inc.		02/07/2023	21,646,000.00	20,259,573.70	20,561,557.05	2.900	4.106	1,472	09/12/2027
037833ES5	13029	Apple Inc.		05/10/2023	10,000,000.00	9,911,400.00	10,000,000.00	4.421	4.421	980	05/08/2026
037833ET3	13030	Apple Inc.		05/10/2023	15,000,000.00	14,659,950.00	14,971,050.00	4.000	4.043	1,713	05/10/2028
023135BQ8	12162	Amazon		06/10/2020	5,000,000.00	4,642,900.00	4,995,350.00	0.800	0.819	641	06/03/2025
023135BQ8	12163	Amazon		06/10/2020	5,000,000.00	4,642,900.00	4,993,750.00	0.800	0.826	641	06/03/2025
023135BQ8	12166	Amazon		06/11/2020	10,000,000.00	9,285,800.00	9,990,700.00	0.800	0.819	641	06/03/2025
023135BX3	12443	Amazon		05/12/2021	10,000,000.00	9,037,000.00	9,956,800.00	1.000	1.089	984	05/12/2026

**Alameda County Investment Pool  
Portfolio Management  
Portfolio Details - Investments  
August 31, 2023**

CUSIP	Investment #	Issuer	Average Balance	Purchase Date	Par Value	Market Value	Book Value	Stated Rate	YTM	Days to 365 Maturity	Maturity Date
<b>Corporate Notes</b>											
023135BW5	12444	Amazon		05/12/2021	3,000,000.00	2,900,010.00	2,995,620.00	0.450	0.499	254	05/12/2024
023135CF1	12686	Amazon		04/13/2022	7,000,000.00	6,663,090.00	6,985,580.00	3.300	3.345	1,320	04/13/2027
023135CD6	12687	Amazon		04/13/2022	10,000,000.00	9,835,600.00	10,000,000.00	2.730	2.730	225	04/13/2024
023135CE4	12688	Amazon		04/13/2022	13,000,000.00	12,581,530.00	12,979,330.00	3.000	3.050	590	04/13/2025
023135CN4	12883	Amazon		12/01/2022	15,000,000.00	14,887,500.00	14,999,100.00	4.600	4.602	822	12/01/2025
023135CM6	12884	Amazon		12/01/2022	15,000,000.00	14,905,350.00	14,989,950.00	4.700	4.736	455	11/29/2024
06051GJG5	12241	Bank of America Corp.		09/25/2020	8,000,000.00	7,570,880.00	8,000,000.00	0.981	0.981	755	09/25/2025
06051GJG5	12242	Bank of America Corp.		09/25/2020	3,000,000.00	2,839,080.00	3,000,000.00	0.981	0.981	755	09/25/2025
06048WM31	12453	Bank of America Corp.		05/28/2021	10,000,000.00	8,903,500.00	10,000,000.00	1.250	1.250	1,000	05/28/2026
06048WM64	12482	Bank of America Corp.		07/07/2021	10,000,000.00	8,800,700.00	9,975,000.00	1.200	1.252	1,028	06/25/2026
06048WP46	12517	Bank of America Corp.		09/27/2021	10,000,000.00	9,188,700.00	10,000,000.00	0.750	0.750	573	03/27/2025
06048WN63	12530	Bank of America Corp.		10/08/2021	4,898,000.00	4,278,745.86	4,844,122.00	1.150	1.382	1,105	09/10/2026
06406RBC0	12699	Bank of New York		04/26/2022	10,000,000.00	9,640,200.00	9,998,600.00	3.350	3.355	602	04/25/2025
06406RAL1	12153	Bank of NY		06/01/2020	6,540,000.00	6,304,494.60	6,848,426.40	2.100	1.001	419	10/24/2024
06368EA36	12336	Bank of Montreal		12/08/2020	10,000,000.00	9,862,100.00	9,993,500.00	0.450	0.472	98	12/08/2023
06368FAA7	12508	Bank of Montreal		09/15/2021	5,000,000.00	4,992,700.00	4,995,800.00	0.400	0.442	14	09/15/2023
06368FAC3	12509	Bank of Montreal		09/15/2021	6,000,000.00	5,317,860.00	5,989,860.00	1.250	1.285	1,110	09/15/2026
06368FAE9	12625	Bank of Montreal		01/10/2022	10,000,000.00	9,459,900.00	9,994,700.00	1.500	1.518	497	01/10/2025
06368FAG4	12657	Bank of Montreal		03/08/2022	15,000,000.00	14,724,000.00	14,989,500.00	2.150	2.186	189	03/08/2024
06368D3S1	12746	Bank of Montreal		06/07/2022	6,000,000.00	5,795,760.00	5,998,620.00	3.700	3.708	645	06/07/2025
110122DN5	12302	Bristol Myers		11/13/2020	5,000,000.00	4,555,550.00	4,991,900.00	0.750	0.783	804	11/13/2025
110122DT2	12303	Bristol Myers		11/13/2020	5,000,000.00	4,951,650.00	5,000,000.00	0.537	0.537	73	11/13/2023
110122CM8	13103	Bristol Myers		08/01/2023	20,000,000.00	19,544,600.00	19,514,655.56	2.900	5.504	329	07/26/2024
0641596E1	13099	Bank of Nova Scotia		07/31/2023	13,825,000.00	13,200,663.00	13,147,575.00	0.650	5.763	334	07/31/2024
14913R2F3	12222	Caterpillar Inc.		09/14/2020	10,000,000.00	9,986,800.00	9,993,200.00	0.450	0.473	13	09/14/2023
14913R2U0	12620	Caterpillar Inc.		01/10/2022	5,000,000.00	4,529,700.00	4,997,600.00	1.700	1.710	1,225	01/08/2027
14913R2S5	12621	Caterpillar Inc.		01/10/2022	10,000,000.00	9,841,200.00	9,998,400.00	0.950	0.958	131	01/10/2024
14913R3B1	12912	Caterpillar Inc.		01/06/2023	7,000,000.00	6,965,630.00	6,998,250.00	4.800	4.809	858	01/06/2026
14913UAA8	13033	Caterpillar Inc.		05/15/2023	20,000,000.00	19,684,800.00	19,990,600.00	4.350	4.367	987	05/15/2026
17331AJC6	13085	Citigroup		07/20/2023	15,000,000.00	14,964,450.00	15,000,000.00	6.000	6.006	354	08/20/2024
194162AM5	12777	Colgate Palmolive		08/09/2022	3,000,000.00	2,891,520.00	2,997,240.00	3.100	3.114	714	08/15/2025
194162AR4	12950	Colgate Palmolive		03/01/2023	5,000,000.00	5,016,700.00	4,994,900.00	4.600	4.623	1,643	03/01/2028
194162AQ6	12951	Colgate Palmolive		03/01/2023	5,000,000.00	5,005,600.00	4,994,200.00	4.800	4.842	913	03/02/2026
24422EVJ5	12259	John Deere		10/09/2020	2,000,000.00	1,990,160.00	1,997,680.00	0.400	0.439	39	10/10/2023
24422EVX4	12622	John Deere		01/10/2022	3,000,000.00	2,952,450.00	2,999,520.00	0.900	0.908	131	01/10/2024
24422EWX3	13051	John Deere		06/08/2023	5,000,000.00	4,975,150.00	4,997,100.00	4.750	4.771	1,011	06/08/2026

**Alameda County Investment Pool  
Portfolio Management  
Portfolio Details - Investments  
August 31, 2023**

CUSIP	Investment #	Issuer	Average Balance	Purchase Date	Par Value	Market Value	Book Value	Stated Rate	YTM	Days to 365 Maturity	Maturity Date
<b>Corporate Notes</b>											
24422EWW5	13052	John Deere		06/08/2023	5,000,000.00	4,978,050.00	4,997,200.00	4.950	4.980	644	06/06/2025
24422EWA3	12623	Dell Inc.		01/10/2022	5,000,000.00	4,502,800.00	4,997,150.00	1.700	1.712	1,228	01/11/2027
24422EVY2	12624	Dell Inc.		01/10/2022	7,000,000.00	6,633,270.00	6,996,710.00	1.250	1.266	497	01/10/2025
254687FN1	12066	Disney		03/23/2020	5,000,000.00	4,851,650.00	4,997,254.44	3.350	3.360	570	03/24/2025
02665WDS7	13100	American Honda		07/31/2023	11,699,000.00	11,207,525.01	11,156,637.61	0.550	5.678	315	07/12/2024
458140BP4	12069	Intel Corp		03/25/2020	10,000,000.00	9,710,500.00	9,984,500.00	3.400	3.434	571	03/25/2025
46647PBS4	12226	J.P. Morgan		09/16/2020	4,000,000.00	3,991,840.00	4,000,000.00	0.653	0.653	381	09/16/2024
46647PBY1	12396	J.P. Morgan		02/16/2021	5,000,000.00	4,874,650.00	5,000,000.00	0.563	0.563	534	02/16/2025
48128G3N8	12454	J.P. Morgan		05/28/2021	5,000,000.00	4,408,700.00	5,000,000.00	1.200	1.200	1,000	05/28/2026
46647PCH7	12455	J.P. Morgan		06/01/2021	5,000,000.00	4,801,350.00	5,000,000.00	0.824	0.824	639	06/01/2025
48128G3V0	12459	J.P. Morgan		06/11/2021	10,000,000.00	8,749,200.00	10,000,000.00	1.150	1.150	1,014	06/11/2026
48128G4R8	12486	J.P. Morgan		08/17/2021	10,000,000.00	8,746,700.00	9,990,000.00	1.150	1.171	1,081	08/17/2026
53961LAH2	12402	Local Initiatives Support Corp		02/25/2021	5,000,000.00	4,879,350.00	5,000,000.00	0.500	0.500	167	02/15/2024
57636QAW4	12960	Mastercard Inc.		03/09/2023	10,000,000.00	10,031,000.00	9,990,300.00	4.875	4.897	1,651	03/09/2028
594918BY9	12932	Mircosoft Inc.		02/06/2023	5,000,000.00	4,805,450.00	4,867,300.00	3.300	4.025	1,254	02/06/2027
594918BY9	12933	Mircosoft Inc.		02/06/2023	5,000,000.00	4,805,450.00	4,863,500.00	3.300	4.046	1,254	02/06/2027
654106AH6	12074	Nike Inc.		03/27/2020	3,000,000.00	2,870,190.00	2,995,920.00	2.400	2.429	573	03/27/2025
67066GAL8	12679	NVIDIA		04/22/2022	20,000,000.00	19,263,800.00	19,115,528.89	0.584	2.824	287	06/14/2024
69371RQ66	12006	PACCAR Financial Corp.		02/06/2020	10,000,000.00	9,515,300.00	9,991,900.00	1.800	1.817	524	02/06/2025
69371RS49	12981	PACCAR Financial Corp.		03/30/2023	17,000,000.00	16,852,100.00	16,988,610.00	4.450	4.474	941	03/30/2026
69371RS56	13108	PACCAR Financial Corp.		08/10/2023	3,000,000.00	3,007,590.00	2,998,500.00	5.050	5.068	1,074	08/10/2026
713448EQ7	12045	Pepsi Inc.		03/19/2020	2,500,000.00	2,392,125.00	2,498,236.67	2.250	2.265	565	03/19/2025
713448EQ7	12047	Pepsi Inc.		03/19/2020	5,000,000.00	4,784,250.00	4,996,450.00	2.250	2.265	565	03/19/2025
713448EQ7	12051	Pepsi Inc.		03/20/2020	5,000,000.00	4,784,250.00	4,991,650.00	2.250	2.286	565	03/19/2025
713448FB9	12257	Pepsi Inc.		10/07/2020	10,000,000.00	9,948,900.00	9,994,300.00	0.400	0.120	36	10/07/2023
713448FQ6	12942	Pepsi Inc.		02/15/2023	3,000,000.00	2,983,530.00	2,998,260.00	4.550	4.571	896	02/13/2026
717081EX7	12151	Pfizer		05/28/2020	5,000,000.00	4,637,800.00	4,968,800.00	0.800	0.928	635	05/28/2025
716973AA0	13039	Pfizer		05/19/2023	10,000,000.00	9,892,600.00	9,994,300.00	4.650	4.680	626	05/19/2025
716973AB8	13040	Pfizer		05/19/2023	7,000,000.00	6,886,950.00	6,991,810.00	4.450	4.492	991	05/19/2026
742718FL8	12280	Proctor & Gamble		10/29/2020	5,000,000.00	4,554,100.00	4,991,900.00	0.550	0.583	789	10/29/2025
742718FL8	12633	Proctor & Gamble		01/31/2022	8,752,000.00	7,971,496.64	8,392,292.80	0.550	1.687	789	10/29/2025
742718FV6	12637	Proctor & Gamble		02/01/2022	20,000,000.00	18,291,800.00	19,971,600.00	1.900	1.930	1,249	02/01/2027
742718FY0	12923	Proctor & Gamble		01/26/2023	3,000,000.00	2,958,600.00	2,997,990.00	4.100	4.124	878	01/26/2026
742718FZ7	12924	Proctor & Gamble		01/26/2023	4,000,000.00	3,925,800.00	3,995,880.00	3.950	3.973	1,608	01/26/2028
808513BR5	12445	Charles Schwab		05/13/2021	4,000,000.00	3,560,840.00	3,990,720.00	1.150	1.198	985	05/13/2026
808513BY0	12655	Charles Schwab		03/03/2022	1,000,000.00	899,940.00	998,920.00	2.450	2.473	1,279	03/03/2027

Portfolio POOL  
RC  
PM (PRF\_PM2) 7.3.0

**Alameda County Investment Pool  
Portfolio Management  
Portfolio Details - Investments  
August 31, 2023**

CUSIP	Investment #	Issuer	Average Balance	Purchase Date	Par Value	Market Value	Book Value	Stated Rate	YTM	Days to 365 Maturity	Maturity Date
<b>Corporate Notes</b>											
79466LAG9	12484	Salesforce Co.		07/12/2021	3,000,000.00	2,876,400.00	2,998,470.00	0.625	0.640	318	07/15/2024
89114QCP1	12365	Toronto Dominion Bank		01/06/2021	10,000,000.00	8,979,600.00	9,985,300.00	0.750	0.780	858	01/06/2026
89114TZK1	12591	Toronto Dominion Bank		12/13/2021	10,000,000.00	9,462,900.00	9,992,700.00	1.250	1.275	469	12/13/2024
89236TGX7	12081	Toyota Motor Credit Corp		04/01/2020	6,000,000.00	5,791,080.00	5,988,960.00	3.000	3.040	578	04/01/2025
89236TJH9	12464	Toyota Motor Credit Corp		06/18/2021	15,000,000.00	14,408,550.00	14,982,150.00	0.500	0.540	291	06/18/2024
89236TJN6	12506	Toyota Motor Credit Corp		09/13/2021	5,000,000.00	4,758,450.00	4,997,650.00	0.625	0.641	378	09/13/2024
89236TKC8	12758	Toyota Motor Credit Corp		06/30/2022	10,000,000.00	9,769,500.00	9,990,500.00	3.950	3.984	668	06/30/2025
89236TKJ3	13043	Toyota Motor Credit Corp		05/25/2023	11,180,000.00	11,008,610.60	11,234,282.01	4.550	4.635	1,480	09/20/2027
89788JAA79	12635	Truist Bank		01/31/2022	10,000,000.00	9,327,000.00	9,930,500.00	1.500	1.542	556	03/10/2025
882508BK9	12507	Texas Instrument		09/15/2021	3,000,000.00	2,694,600.00	3,000,000.00	1.125	1.125	1,110	09/15/2026
90327QD71	12449	USAA Capital Corp		05/21/2021	7,000,000.00	6,758,290.00	6,987,540.00	0.500	0.572	243	05/01/2024
931142ER0	12512	Walmart		09/17/2021	3,000,000.00	2,688,600.00	2,994,330.00	1.050	1.089	1,112	09/17/2026
931142EW9	12800	Walmart		09/09/2022	7,000,000.00	6,846,210.00	6,995,100.00	3.900	3.925	739	09/09/2025
98459LAA1	12160	Yale University		06/09/2020	3,000,000.00	2,802,600.00	3,000,000.00	0.873	0.873	592	04/15/2025
<b>Subtotal and Average</b>			<b>787,344,242.69</b>		<b>792,040,000.00</b>	<b>756,635,544.41</b>	<b>787,275,318.43</b>		<b>2.611</b>	<b>718</b>	
<b>Washington Supranational Obligation</b>											
45818WCS3	11932	InterAmerican Development Bank		12/03/2019	10,000,000.00	9,560,100.00	9,991,000.00	1.700	1.719	441	11/15/2024
45818WCS3	11950	InterAmerican Development Bank		12/16/2019	25,000,000.00	23,900,250.00	24,891,000.00	1.700	1.793	441	11/15/2024
45818WDA1	12412	InterAmerican Development Bank		03/11/2021	18,000,000.00	16,386,660.00	17,952,714.00	0.800	0.854	915	03/04/2026
45818WEP7	13060	InterAmerican Development Bank		06/15/2023	9,500,000.00	9,362,725.00	9,419,250.00	4.300	4.492	1,749	06/15/2028
45818WER3	13104	InterAmerican Development Bank		08/04/2023	50,000,000.00	49,238,500.00	49,263,375.00	4.050	4.400	1,791	07/27/2028
459058JL8	12277	International Bank Recon & D		10/28/2020	15,000,000.00	13,683,450.00	14,983,050.00	0.500	0.523	788	10/28/2025
459058JM6	12312	International Bank Recon & D		11/24/2020	20,000,000.00	19,773,600.00	19,957,000.00	0.250	0.322	84	11/24/2023
459058JM6	12313	International Bank Recon & D		11/24/2020	15,000,000.00	14,830,200.00	14,967,750.00	0.250	0.322	84	11/24/2023
459058JE4	12358	International Bank Recon & D		12/23/2020	10,000,000.00	9,178,300.00	9,984,000.00	0.375	0.410	696	07/28/2025
459058JS3	12390	International Bank Recon & D		02/10/2021	15,000,000.00	13,513,500.00	15,000,000.00	0.650	0.650	893	02/10/2026
45905U5Y6	12400	International Bank Recon & D		02/18/2021	9,500,000.00	8,528,530.00	9,492,875.00	0.600	0.615	901	02/18/2026
45905U5Y6	12401	International Bank Recon & D		02/18/2021	10,000,000.00	8,977,400.00	10,000,000.00	0.600	0.600	901	02/18/2026
45906M2L4	12414	International Bank Recon & D		03/12/2021	15,000,000.00	13,495,200.00	14,857,500.00	0.650	0.846	907	02/24/2026
45906M3C3	12669	International Bank Recon & D		03/29/2022	7,500,000.00	7,362,000.00	7,494,150.00	2.250	2.290	209	03/28/2024
45906M3K5	12815	International Bank Recon & D		09/30/2022	15,000,000.00	14,690,700.00	15,000,000.00	4.500	4.500	1,490	09/30/2027
45906M4C2	13057	International Bank Recon & D		06/15/2023	10,000,000.00	9,988,900.00	10,000,000.00	5.750	5.750	1,018	06/15/2026
45906M4E8	13065	International Bank Recon & D		06/26/2023	10,000,000.00	9,878,200.00	10,000,000.00	4.500	4.500	1,760	06/26/2028
45906M4E8	13096	International Bank Recon & D		07/28/2023	25,000,000.00	24,695,500.00	24,823,803.75	4.500	4.754	1,760	06/26/2028
45906M4E8	13109	International Bank Recon & D		08/17/2023	25,000,000.00	24,695,500.00	24,815,156.75	4.500	4.820	1,760	06/26/2028

Portfolio POOL  
RC  
PM (PRF\_PM2) 7.3.0

**Alameda County Investment Pool  
Portfolio Management  
Portfolio Details - Investments  
August 31, 2023**

CUSIP	Investment #	Issuer	Average Balance	Purchase Date	Par Value	Market Value	Book Value	Stated Rate	YTM 365	Days to Maturity	Maturity Date
<b>Washington Supranational Obligation</b>											
45950VNP7	11974	IFCDN		01/17/2020	25,000,000.00	23,751,750.00	24,953,750.00	1.680	1.719	497	01/10/2025
45950VPX8	12446	IFCDN		05/14/2021	10,000,000.00	8,966,400.00	10,000,000.00	0.860	0.860	986	05/14/2026
45950VQS8	12573	IFCDN		11/24/2021	10,000,000.00	9,884,500.00	10,000,000.00	0.610	0.610	84	11/24/2023
45950KDD9	13081	IFCDN		07/13/2023	20,000,000.00	20,064,200.00	19,977,800.00	4.500	4.525	1,777	07/13/2028
<b>Subtotal and Average</b>			<b>360,248,928.27</b>		<b>379,500,000.00</b>	<b>364,406,065.00</b>	<b>377,824,174.50</b>		<b>2.558</b>	<b>1,059</b>	
<b>Commercial Paper Disc. -Amortizing</b>											
89233GA48	13024	Toyota Motor Credit Corp		05/09/2023	100,000,000.00	98,035,000.00	96,593,333.33	5.110	5.446	125	01/04/2024
<b>Subtotal and Average</b>			<b>140,922,978.49</b>		<b>100,000,000.00</b>	<b>98,035,000.00</b>	<b>96,593,333.33</b>		<b>5.446</b>	<b>125</b>	
<b>Agency Bullets (Aaa/AA+)</b>											
31422BFK1	11756	Farmer Mac		05/10/2019	25,000,000.00	24,494,750.00	25,000,000.00	2.400	2.400	243	05/01/2024
31422BJB7	11793	Farmer Mac		07/22/2019	25,000,000.00	24,687,500.00	25,000,000.00	1.970	1.970	123	01/02/2024
31422BPC8	11911	Farmer Mac		11/20/2019	20,000,000.00	19,824,600.00	20,000,000.00	1.720	1.720	80	11/20/2023
31422BQK9	11955	Farmer Mac		12/20/2019	25,000,000.00	24,058,250.00	24,988,750.00	1.690	1.700	385	09/20/2024
31422BQW3	11956	Farmer Mac		12/20/2019	40,000,000.00	39,865,200.00	40,000,000.00	1.740	1.740	31	10/02/2023
31422XXA5	12690	Farmer Mac		04/08/2022	20,000,000.00	19,528,800.00	20,000,000.00	2.570	2.571	301	06/28/2024
31422XE40	12785	Farmer Mac		08/19/2022	15,000,000.00	14,666,850.00	15,000,000.00	4.000	4.000	542	02/24/2025
31422X3G5	13044	Farmer Mac		05/26/2023	15,000,000.00	14,791,500.00	15,000,000.00	5.000	5.000	1,729	05/26/2028
31422X3F7	13047	Farmer Mac		06/01/2023	15,000,000.00	14,812,950.00	14,913,900.00	4.125	4.331	1,004	06/01/2026
31422X4P4	13074	Farmer Mac		07/03/2023	10,000,000.00	9,962,500.00	10,000,000.00	4.380	4.380	1,400	07/02/2027
31422X4S8	13075	Farmer Mac		07/03/2023	15,000,000.00	14,983,950.00	15,000,000.00	5.000	5.000	668	06/30/2025
31422X5V0	13107	Farmer Mac		08/07/2023	15,000,000.00	14,940,600.00	15,000,000.00	4.430	4.430	1,802	08/07/2028
3133EKQU3	11778	Federal Farm Credit Bank		06/21/2019	30,000,000.00	29,193,000.00	29,984,700.00	1.950	1.961	286	06/13/2024
3133EKTU8	11784	Federal Farm Credit Bank		07/02/2019	12,000,000.00	11,650,440.00	11,998,320.00	1.900	1.903	304	07/01/2024
3133EKA63	11814	Federal Farm Credit Bank		08/16/2019	10,000,000.00	9,657,600.00	9,982,800.00	1.600	1.636	350	08/16/2024
3133ELZM9	12140	Federal Farm Credit Bank		05/15/2020	25,000,000.00	23,181,500.00	24,953,225.00	0.500	0.538	621	05/14/2025
3133ENKS8	12627	Federal Farm Credit Bank		01/11/2022	7,500,000.00	7,099,800.00	7,483,125.00	1.125	1.202	493	01/06/2025
3133ENZS2	12755	Federal Farm Credit Bank		06/28/2022	10,000,000.00	9,820,200.00	9,994,805.00	3.100	3.127	301	06/28/2024
3133ENZ37	12845	Federal Farm Credit Bank		11/10/2022	18,500,000.00	18,406,020.00	18,497,040.00	4.875	4.886	497	01/10/2025
3133EPAF2	12937	Federal Farm Credit Bank		02/08/2023	20,000,000.00	19,928,000.00	19,990,000.00	4.750	4.802	160	02/08/2024
3133EPBF1	12947	Federal Farm Credit Bank		02/21/2023	15,500,000.00	15,423,275.00	15,479,230.00	4.875	4.969	355	08/21/2024
3133EPCX1	12961	Federal Farm Credit Bank		03/10/2023	10,000,000.00	9,994,800.00	9,991,900.00	4.375	4.393	1,652	03/10/2028
3133EPGS8	13009	Federal Farm Credit Bank		04/24/2023	15,000,000.00	14,813,100.00	14,998,650.00	4.250	4.257	692	07/24/2025
3133EPJX4	13035	Federal Farm Credit Bank		05/17/2023	10,000,000.00	9,735,500.00	9,938,639.90	3.625	1.215	900	02/17/2026
3133EPKA2	13037	Federal Farm Credit Bank		05/18/2023	15,000,000.00	14,744,250.00	14,992,695.00	4.000	4.025	717	08/18/2025

Portfolio POOL  
RC  
PM (PRF\_PM2) 7.3.0



**Alameda County Investment Pool  
Portfolio Management  
Portfolio Details - Investments  
August 31, 2023**

CUSIP	Investment #	Issuer	Average Balance	Purchase Date	Par Value	Market Value	Book Value	Stated Rate	YTM	Days to 365 Maturity	Maturity Date
<b>Agency Bullets (Aaa/AA+)</b>											
3133EPLC7	13045	Federal Farm Credit Bank		05/26/2023	10,000,000.00	9,864,000.00	9,990,800.00	4.125	4.163	909	02/26/2026
3133EPLD5	13046	Federal Farm Credit Bank		05/30/2023	10,000,000.00	9,812,700.00	9,982,500.00	3.875	3.914	1,733	05/30/2028
3133EPME2	13050	Federal Farm Credit Bank		06/08/2023	15,000,000.00	14,719,650.00	14,966,850.00	3.875	3.924	1,742	06/08/2028
3133EPMV4	13058	Federal Farm Credit Bank		06/15/2023	10,000,000.00	9,882,400.00	9,992,100.00	4.125	4.147	1,383	06/15/2027
3133EPNG6	13063	Federal Farm Credit Bank		06/23/2023	25,000,000.00	24,834,000.00	24,986,750.00	4.375	4.394	1,026	06/23/2026
3133EPPE9	13077	Federal Farm Credit Bank		07/06/2023	15,000,000.00	14,887,200.00	14,978,310.90	4.375	4.427	1,039	07/06/2026
3133EPQC2	13087	Federal Farm Credit Bank		07/26/2023	16,985,000.00	16,967,675.30	16,969,436.99	4.625	4.700	1,050	07/17/2026
3133EPRS6	13093	Federal Farm Credit Bank		07/28/2023	20,000,000.00	19,977,800.00	19,952,975.40	4.875	5.000	696	07/28/2025
3130AGWK7	11815	Federal Home Loan Bank		08/16/2019	12,000,000.00	11,565,720.00	11,971,800.00	1.500	2.136	349	08/15/2024
3130AGWK7	11816	Federal Home Loan Bank		08/16/2019	20,000,000.00	19,276,200.00	19,953,000.00	1.500	1.549	349	08/15/2024
3130AGWK7	11817	Federal Home Loan Bank		08/16/2019	20,000,000.00	19,276,200.00	19,953,000.00	1.500	1.549	349	08/15/2024
3130AK5E2	12220	Federal Home Loan Bank		09/11/2020	2,000,000.00	1,830,040.00	1,994,000.00	0.375	0.436	734	09/04/2025
3130APU29	12551	Federal Home Loan Bank		11/12/2021	12,800,000.00	12,679,680.00	12,794,112.00	0.500	0.523	69	11/09/2023
3130APU29	12552	Federal Home Loan Bank		11/12/2021	20,000,000.00	19,812,000.00	19,990,800.00	0.500	0.523	69	11/09/2023
3130AQF57	12598	Federal Home Loan Bank		12/22/2021	25,000,000.00	24,628,750.00	24,945,000.00	0.625	0.736	112	12/22/2023
3130AQF40	12599	Federal Home Loan Bank		12/22/2021	25,000,000.00	23,677,000.00	24,978,059.90	1.000	1.030	476	12/20/2024
3130AQF65	12600	Federal Home Loan Bank		12/22/2021	25,000,000.00	22,501,250.00	24,925,261.74	1.250	1.311	1,207	12/21/2026
3130ASDS5	12745	Federal Home Loan Bank		06/10/2022	20,000,000.00	19,576,200.00	19,953,600.00	2.750	2.867	301	06/28/2024
3130ASME6	12768	Federal Home Loan Bank		07/08/2022	15,000,000.00	14,693,400.00	14,970,900.00	3.000	3.101	311	07/08/2024
3130ASME6	12769	Federal Home Loan Bank		07/08/2022	10,000,000.00	9,795,600.00	9,980,600.00	3.000	3.101	311	07/08/2024
3130ASME6	12770	Federal Home Loan Bank		07/08/2022	5,000,000.00	4,897,800.00	4,990,300.00	3.000	3.101	311	07/08/2024
3130ATPY7	12822	Federal Home Loan Bank		10/19/2022	9,500,000.00	9,425,235.00	9,477,580.00	4.500	4.644	287	06/14/2024
3130ATQ91	12825	Federal Home Loan Bank		10/20/2022	10,750,000.00	10,732,692.50	10,747,312.50	4.625	4.651	49	10/20/2023
3130ATT31	12829	Federal Home Loan Bank		10/28/2022	15,000,000.00	14,868,300.00	14,983,650.00	4.500	4.561	398	10/03/2024
3130AUCS1	12909	Federal Home Loan Bank		12/21/2022	5,000,000.00	4,984,450.00	5,000,000.00	4.750	4.750	111	12/21/2023
3130ATVD6	12949	Federal Home Loan Bank		02/28/2023	5,000,000.00	4,979,200.00	4,982,000.00	4.875	5.120	378	09/13/2024
3130AV7L0	12953	Federal Home Loan Bank		03/03/2023	19,000,000.00	18,996,010.00	18,974,920.00	5.000	5.071	546	02/28/2025
3130AV7L0	12954	Federal Home Loan Bank		03/03/2023	25,000,000.00	24,994,750.00	24,967,000.00	5.000	5.071	546	02/28/2025
3130AWER7	13054	Federal Home Loan Bank		06/12/2023	9,000,000.00	8,933,130.00	8,992,530.00	4.625	4.670	644	06/06/2025
3130AWER7	13055	Federal Home Loan Bank		06/12/2023	17,000,000.00	16,873,690.00	16,985,890.00	4.625	4.670	644	06/06/2025
3130AWC24	13064	Federal Home Loan Bank		06/23/2023	15,000,000.00	14,819,850.00	14,996,466.67	4.000	4.059	1,743	06/09/2028
3130AWC24	13068	Federal Home Loan Bank		06/28/2023	9,025,000.00	8,916,609.75	9,008,484.25	4.000	4.108	1,743	06/09/2028
3130AWN63	13082	Federal Home Loan Bank		07/14/2023	10,000,000.00	9,882,400.00	9,973,400.00	4.000	4.060	1,764	06/30/2028
3130AWN63	13083	Federal Home Loan Bank		07/14/2023	20,000,000.00	19,764,800.00	19,946,800.00	4.000	4.060	1,764	06/30/2028
31422BFL9	11755	Federal Home Loan Mtg Corp		05/10/2019	25,000,000.00	24,617,500.00	25,000,000.00	2.400	2.400	182	03/01/2024
3137EAEP0	12014	Federal Home Loan Mtg Corp		02/14/2020	15,000,000.00	14,244,000.00	14,988,450.00	1.500	1.516	530	02/12/2025

**Alameda County Investment Pool  
Portfolio Management  
Portfolio Details - Investments  
August 31, 2023**

CUSIP	Investment #	Issuer	Average Balance	Purchase Date	Par Value	Market Value	Book Value	Stated Rate	YTM 365	Days to Maturity	Maturity Date
<b>Agency Bullets (Aaa/AA+)</b>											
3137EAEP0	12015	Federal Home Loan Mtg Corp		02/14/2020	10,000,000.00	9,496,000.00	9,992,300.00	1.500	1.516	530	02/12/2025
31422BG53	12179	Federal Home Loan Mtg Corp		06/29/2020	15,000,000.00	14,938,650.00	14,988,000.00	0.350	0.375	28	09/29/2023
3137EAEU9	12195	Federal Home Loan Mtg Corp		07/23/2020	10,000,000.00	9,186,800.00	9,950,200.00	0.375	0.727	689	07/21/2025
3137EAEZ8	12291	Federal Home Loan Mtg Corp		11/05/2020	10,000,000.00	9,911,700.00	9,991,000.00	0.250	0.280	66	11/06/2023
3137EAEZ8	12293	Federal Home Loan Mtg Corp		11/05/2020	10,000,000.00	9,911,700.00	9,991,000.00	0.250	0.280	66	11/06/2023
3137EAFA2	12331	Federal Home Loan Mtg Corp		12/04/2020	15,000,000.00	14,782,500.00	14,985,150.00	0.250	0.283	94	12/04/2023
3137EAFA2	12332	Federal Home Loan Mtg Corp		12/04/2020	10,000,000.00	9,855,000.00	9,990,100.00	0.250	0.283	94	12/04/2023
3137EAEX3	12405	Federal Home Loan Mtg Corp		02/26/2021	15,000,000.00	13,686,600.00	14,747,400.00	0.375	0.750	753	09/23/2025
3137EAEX3	13004	Federal Home Loan Mtg Corp		04/21/2023	25,000,000.00	22,811,000.00	22,840,606.42	0.375	4.174	753	09/23/2025
3134GW5P7	13036	Federal Home Loan Mtg Corp		05/17/2023	34,018,000.00	30,952,297.84	31,182,502.86	0.600	4.240	787	10/27/2025
3135G0U43	11568	Federal National Mtg Assn		09/14/2018	20,000,000.00	19,984,200.00	19,918,000.00	2.875	2.964	11	09/12/2023
3135G0V34	11657	Federal National Mtg Assn		02/08/2019	20,000,000.00	19,752,000.00	19,925,600.00	2.500	2.580	157	02/05/2024
3135G0V34	11658	Federal National Mtg Assn		02/08/2019	20,000,000.00	19,752,000.00	19,925,600.00	2.500	2.580	157	02/05/2024
3135G0V75	11788	Federal National Mtg Assn		07/08/2019	20,000,000.00	19,389,200.00	19,924,200.00	1.750	1.830	305	07/02/2024
3135G0W66	11872	Federal National Mtg Assn		10/18/2019	20,000,000.00	19,221,000.00	19,965,800.00	1.625	1.661	410	10/15/2024
3135G0W66	11875	Federal National Mtg Assn		10/18/2019	25,000,000.00	24,026,250.00	24,957,250.00	1.625	1.661	410	10/15/2024
3135G0W66	11876	Federal National Mtg Assn		10/18/2019	25,000,000.00	24,026,250.00	24,957,250.00	1.625	1.661	410	10/15/2024
3135G0W66	11918	Federal National Mtg Assn		11/22/2019	25,000,000.00	24,026,250.00	24,939,515.00	1.625	1.677	410	10/15/2024
3135G0X24	11969	Federal National Mtg Assn		01/10/2020	20,000,000.00	19,089,800.00	19,936,200.00	1.625	1.692	494	01/07/2025
3135G0X24	11970	Federal National Mtg Assn		01/10/2020	20,000,000.00	19,089,800.00	19,936,200.00	1.625	1.692	494	01/07/2025
3135G04Z3	12171	Federal National Mtg Assn		06/19/2020	20,000,000.00	18,479,800.00	19,958,600.00	0.500	0.542	655	06/17/2025
3135G04Z3	12172	Federal National Mtg Assn		06/19/2020	15,000,000.00	13,859,850.00	14,968,950.00	0.500	0.542	655	06/17/2025
3135G06G3	12299	Federal National Mtg Assn		11/12/2020	18,000,000.00	16,399,440.00	17,935,560.00	0.500	0.573	798	11/07/2025
3135G06H1	12321	Federal National Mtg Assn		11/25/2020	15,000,000.00	14,813,100.00	14,982,900.00	0.250	0.288	87	11/27/2023
3135GADM0	12907	Federal National Mtg Assn		12/20/2022	15,000,000.00	14,970,600.00	15,000,000.00	5.000	5.000	110	12/20/2023
<b>Subtotal and Average</b>			<b>1,446,626,394.85</b>		<b>1,433,578,000.00</b>	<b>1,394,864,605.39</b>	<b>1,426,322,304.53</b>		<b>2.682</b>	<b>555</b>	
<b>Federal Agency Disc. -Amortizing</b>											
313384SW0	12938	Federal Home Loan Bk Disc Note		02/10/2023	50,000,000.00	48,864,500.00	47,583,444.44	4.780	5.099	161	02/09/2024
313384SW0	12939	Federal Home Loan Bk Disc Note		02/10/2023	50,000,000.00	48,864,500.00	47,583,444.44	4.780	5.099	161	02/09/2024
313384MF3	12999	Federal Home Loan Bk Disc Note		04/20/2023	50,000,000.00	49,816,000.00	48,911,111.11	4.900	5.149	26	09/27/2023
313384MH9	13000	Federal Home Loan Bk Disc Note		04/20/2023	50,000,000.00	49,801,500.00	48,897,500.00	4.900	5.151	28	09/29/2023
313384SM2	13071	Federal Home Loan Bk Disc Note		06/30/2023	50,000,000.00	48,924,500.00	48,432,291.67	5.250	5.549	152	01/31/2024
313384TH2	13072	Federal Home Loan Bk Disc Note		06/30/2023	50,000,000.00	48,788,000.00	48,286,458.33	5.250	5.554	172	02/20/2024
<b>Subtotal and Average</b>			<b>403,644,506.26</b>		<b>300,000,000.00</b>	<b>295,059,000.00</b>	<b>289,694,249.99</b>		<b>5.267</b>	<b>116</b>	

**Alameda County Investment Pool  
Portfolio Management  
Portfolio Details - Investments  
August 31, 2023**

CUSIP	Investment #	Issuer	Average Balance	Purchase Date	Par Value	Market Value	Book Value	Stated Rate	YTM 365	Days to Maturity	Maturity Date
<b>Treasury Notes and Bonds</b>											
912828Y87	11919	U.S. Treasury		11/22/2019	50,000,000.00	48,367,000.00	50,298,828.15	1.750	1.617	334	07/31/2024
912828Y87	11936	U.S. Treasury		12/10/2019	50,000,000.00	48,367,000.00	50,134,765.65	1.750	1.689	334	07/31/2024
91282CBM2	12408	U.S. Treasury		02/26/2021	50,000,000.00	48,822,500.00	49,699,218.75	0.125	0.329	167	02/15/2024
91282CBQ3	12409	U.S. Treasury		03/01/2021	25,000,000.00	22,572,250.00	24,630,859.38	0.500	0.802	911	02/28/2026
91282CDA6	12519	U.S. Treasury		09/30/2021	50,000,000.00	49,795,500.00	49,945,312.50	0.250	0.305	29	09/30/2023
91282CCZ2	12520	U.S. Treasury		09/30/2021	50,000,000.00	44,869,000.00	49,666,015.64	0.875	1.012	1,125	09/30/2026
91282CAT8	12522	U.S. Treasury		09/30/2021	50,000,000.00	45,392,500.00	48,865,234.39	0.250	0.816	791	10/31/2025
91282CDB4	12537	U.S. Treasury		10/27/2021	50,000,000.00	47,478,500.00	49,742,187.50	0.625	0.801	410	10/15/2024
91282CDD0	12555	U.S. Treasury		11/15/2021	50,000,000.00	49,586,000.00	49,873,003.74	0.375	0.513	60	10/31/2023
91282CCT6	12596	U.S. Treasury		12/21/2021	50,000,000.00	47,668,000.00	49,373,046.90	0.375	0.854	349	08/15/2024
91282CDB4	12597	U.S. Treasury		12/21/2021	50,000,000.00	47,478,500.00	49,626,953.15	0.625	0.894	410	10/15/2024
91282CCT6	12606	U.S. Treasury		12/23/2021	50,000,000.00	47,668,000.00	49,349,609.40	0.375	0.873	349	08/15/2024
91282CDV0	12634	U.S. Treasury		01/31/2022	50,000,000.00	49,078,000.00	49,679,687.50	0.875	1.200	152	01/31/2024
91282CDD0	12681	U.S. Treasury		04/21/2022	50,000,000.00	49,586,000.00	48,494,140.65	0.375	2.398	60	10/31/2023
<b>Subtotal and Average</b>			<b>860,239,498.43</b>		<b>675,000,000.00</b>	<b>646,728,750.00</b>	<b>669,378,863.30</b>		<b>1.014</b>	<b>372</b>	
<b>Treasury Discounts -Amortizing</b>											
912796ZY8	13101	Treasury Bill		07/31/2023	50,000,000.00	48,928,500.00	48,700,229.17	5.258	5.549	146	01/25/2024
<b>Subtotal and Average</b>			<b>48,700,229.17</b>		<b>50,000,000.00</b>	<b>48,928,500.00</b>	<b>48,700,229.17</b>		<b>5.549</b>	<b>146</b>	
<b>Agency Callables (Aaa/AA+)</b>											
31422XXL1	12698	Farmer Mac		04/28/2022	25,000,000.00	24,016,750.00	25,000,000.00	3.050	3.051	696	07/28/2025
31422XXG2	12700	Farmer Mac		04/26/2022	15,000,000.00	14,133,900.00	15,000,000.00	3.100	3.100	1,333	04/26/2027
31422XN40	12837	Farmer Mac		11/01/2022	15,000,000.00	14,818,050.00	15,000,000.00	5.050	5.050	1,522	11/01/2027
31422XN40	12838	Farmer Mac		11/01/2022	15,000,000.00	14,818,050.00	15,000,000.00	5.050	5.050	1,522	11/01/2027
31422XQ62	12855	Farmer Mac		11/22/2022	20,000,000.00	19,791,600.00	20,000,000.00	5.300	5.300	994	05/22/2026
31422X3A8	13038	Farmer Mac		05/19/2023	25,000,000.00	24,183,000.00	25,000,000.00	4.250	4.250	1,722	05/19/2028
31422X4B5	13061	Farmer Mac		06/16/2023	15,000,000.00	14,743,200.00	15,000,000.00	4.850	4.850	1,750	06/16/2028
31422X4V1	13079	Farmer Mac		07/12/2023	15,000,000.00	14,967,450.00	15,000,000.00	5.970	5.970	1,776	07/12/2028
31422X4V1	13080	Farmer Mac		07/12/2023	2,000,000.00	1,995,660.00	2,000,000.00	5.970	5.970	1,776	07/12/2028
31422X5E8	13091	Farmer Mac		07/28/2023	15,000,000.00	14,802,600.00	15,000,000.00	5.000	5.001	1,764	06/30/2028
31422X5N8	13094	Farmer Mac		07/28/2023	15,000,000.00	14,918,850.00	15,000,000.00	5.550	5.550	1,790	07/26/2028
31422X5N8	13095	Farmer Mac		07/28/2023	10,000,000.00	9,945,900.00	10,000,000.00	5.550	5.550	1,790	07/26/2028
31422X6C1	13110	Farmer Mac		08/18/2023	25,000,000.00	24,955,000.00	25,000,000.00	5.150	5.150	1,813	08/18/2028
3133EMYD8	12441	Federal Farm Credit Bank		05/06/2021	15,000,000.00	13,729,950.00	15,000,000.00	0.850	0.850	794	11/03/2025
3133EMZS4	12447	Federal Farm Credit Bank		05/18/2021	10,000,000.00	8,998,100.00	10,000,000.00	0.900	0.900	990	05/18/2026

Portfolio POOL  
RC  
PM (PRF\_PM2) 7.3.0

**Alameda County Investment Pool  
Portfolio Management  
Portfolio Details - Investments  
August 31, 2023**

CUSIP	Investment #	Issuer	Average Balance	Purchase Date	Par Value	Market Value	Book Value	Stated Rate	YTM	Days to 365 Maturity	Maturity Date
<b>Agency Callables (Aaa/AA+)</b>											
3133ENEJ5	12564	Federal Farm Credit Bank		11/18/2021	25,000,000.00	23,718,750.00	24,971,250.00	0.875	0.914	444	11/18/2024
3133ENHW3	12603	Federal Farm Credit Bank		12/23/2021	25,000,000.00	23,266,500.00	25,000,000.00	1.170	1.170	661	06/23/2025
3133ENPG9	12642	Federal Farm Credit Bank		02/15/2022	15,000,000.00	14,296,500.00	14,959,950.00	1.750	1.842	532	02/14/2025
3133EMYD8	12987	Federal Farm Credit Bank		04/14/2023	6,260,000.00	5,729,965.80	5,758,448.80	0.850	4.192	794	11/03/2025
3130AKN85	12367	Federal Home Loan Bank		01/20/2021	20,000,000.00	18,015,200.00	19,974,000.00	0.550	0.576	872	01/20/2026
3130AKVY9	12373	Federal Home Loan Bank		01/29/2021	10,000,000.00	8,992,300.00	10,000,000.00	0.520	0.520	881	01/29/2026
3130AKVN3	12374	Federal Home Loan Bank		01/29/2021	5,000,000.00	4,496,150.00	5,000,000.00	0.520	0.520	881	01/29/2026
3130AKUS3	12377	Federal Home Loan Bank		01/29/2021	15,450,000.00	13,887,541.50	15,442,275.00	0.500	0.510	880	01/28/2026
3130AKMD5	12378	Federal Home Loan Bank		01/29/2021	4,980,000.00	4,477,318.80	4,976,324.76	0.500	0.515	878	01/26/2026
3130AKXB7	12391	Federal Home Loan Bank		02/11/2021	10,000,000.00	8,998,100.00	10,000,000.00	0.580	0.580	894	02/11/2026
3130AKXB7	12392	Federal Home Loan Bank		02/11/2021	20,000,000.00	17,996,200.00	20,000,000.00	0.580	0.580	894	02/11/2026
3130AKWA0	12393	Federal Home Loan Bank		02/12/2021	13,000,000.00	11,678,680.00	12,979,200.00	0.520	0.552	895	02/12/2026
3130AKXQ4	12394	Federal Home Loan Bank		02/12/2021	15,000,000.00	13,502,550.00	15,000,000.00	0.600	0.600	895	02/12/2026
3130AKVR4	12395	Federal Home Loan Bank		02/12/2021	20,000,000.00	17,980,800.00	20,000,000.00	0.550	0.550	895	02/12/2026
3130AL3S1	12397	Federal Home Loan Bank		02/17/2021	10,000,000.00	9,002,900.00	10,000,000.00	0.625	0.625	900	02/17/2026
3130ALEM2	12403	Federal Home Loan Bank		02/25/2021	15,000,000.00	13,550,700.00	15,000,000.00	0.790	0.790	908	02/25/2026
3130AKZ25	12406	Federal Home Loan Bank		02/26/2021	10,000,000.00	9,001,100.00	10,000,000.00	0.650	0.650	909	02/26/2026
3130ALJ70	12413	Federal Home Loan Bank		03/12/2021	10,000,000.00	9,733,900.00	10,000,000.00	0.400	0.400	193	03/12/2024
3130ALGJ7	12419	Federal Home Loan Bank		03/23/2021	20,000,000.00	18,146,600.00	20,000,000.00	1.000	1.000	934	03/23/2026
3130ALGJ7	12420	Federal Home Loan Bank		03/23/2021	9,250,000.00	8,392,802.50	9,250,000.00	1.000	1.000	934	03/23/2026
3130ALVS0	12436	Federal Home Loan Bank		04/27/2021	15,000,000.00	14,031,000.00	15,000,000.00	0.620	0.620	514	01/27/2025
3130AMAG7	12437	Federal Home Loan Bank		04/29/2021	10,000,000.00	9,046,200.00	10,000,000.00	1.050	1.050	971	04/29/2026
3130AMUP5	12466	Federal Home Loan Bank		06/23/2021	15,000,000.00	14,080,650.00	15,000,000.00	0.500	0.500	479	12/23/2024
3130AMU75	12476	Federal Home Loan Bank		06/30/2021	10,000,000.00	8,991,100.00	10,000,000.00	1.000	1.000	1,029	06/26/2026
3130ANSC53	12494	Federal Home Loan Bank		08/30/2021	15,000,000.00	13,406,400.00	15,000,000.00	1.000	1.000	1,090	08/26/2026
3130ANWK24	12495	Federal Home Loan Bank		08/30/2021	25,000,000.00	23,314,000.00	25,000,000.00	0.650	0.650	544	02/26/2025
3130ANWG1	12496	Federal Home Loan Bank		08/30/2021	25,000,000.00	23,816,250.00	25,000,000.00	0.500	0.500	360	08/26/2024
3130ANWJ5	12497	Federal Home Loan Bank		08/30/2021	25,000,000.00	23,103,250.00	25,000,000.00	0.720	0.720	648	06/10/2025
3130ANU32	12516	Federal Home Loan Bank		09/22/2021	10,000,000.00	8,916,300.00	9,995,000.00	1.000	1.010	1,117	09/22/2026
3130APDL6	12521	Federal Home Loan Bank		09/30/2021	15,000,000.00	13,890,750.00	15,000,000.00	0.800	0.800	668	06/30/2025
3130APJ89	12538	Federal Home Loan Bank		10/28/2021	10,000,000.00	9,478,000.00	10,000,000.00	0.700	0.700	423	10/28/2024
3130APLB9	12539	Federal Home Loan Bank		10/28/2021	10,000,000.00	9,494,600.00	10,000,000.00	0.850	0.850	423	10/28/2024
3130APLB9	12540	Federal Home Loan Bank		10/28/2021	10,000,000.00	9,494,600.00	10,000,000.00	0.850	0.850	423	10/28/2024
3130APRA5	12554	Federal Home Loan Bank		11/15/2021	25,000,000.00	23,740,250.00	25,000,000.00	1.100	1.100	441	11/15/2024
3130APRU1	12556	Federal Home Loan Bank		11/16/2021	10,000,000.00	9,569,200.00	10,000,000.00	1.000	1.000	350	08/16/2024
3130APRU1	12557	Federal Home Loan Bank		11/16/2021	25,000,000.00	23,923,000.00	25,000,000.00	1.000	1.000	350	08/16/2024

Portfolio POOL  
RC  
PM (PRF\_PM2) 7.3.0

**Alameda County Investment Pool  
Portfolio Management  
Portfolio Details - Investments  
August 31, 2023**

CUSIP	Investment #	Issuer	Average Balance	Purchase Date	Par Value	Market Value	Book Value	Stated Rate	YTM	Days to 365 Maturity	Maturity Date
<b>Agency Callables (Aaa/AA+)</b>											
3130APLJ2	12560	Federal Home Loan Bank		11/17/2021	15,000,000.00	14,836,650.00	15,000,000.00	0.500	0.500	77	11/17/2023
3130APNH4	12561	Federal Home Loan Bank		11/18/2021	10,000,000.00	9,212,700.00	10,000,000.00	1.200	1.200	809	11/18/2025
3130APQG3	12562	Federal Home Loan Bank		11/18/2021	20,000,000.00	18,425,400.00	20,000,000.00	1.200	1.200	809	11/18/2025
3130APRE7	12563	Federal Home Loan Bank		11/18/2021	25,000,000.00	23,459,000.00	25,000,000.00	1.010	1.010	536	02/18/2025
3130APBR5	12570	Federal Home Loan Bank		11/19/2021	14,950,000.00	14,020,558.50	14,804,237.50	0.650	0.967	494	01/07/2025
3130APVJ1	12571	Federal Home Loan Bank		11/23/2021	15,000,000.00	13,559,850.00	15,000,000.00	1.500	1.500	1,179	11/23/2026
3130APUP8	12572	Federal Home Loan Bank		11/23/2021	25,000,000.00	23,883,000.00	25,000,000.00	0.750	0.750	357	08/23/2024
3130APWH4	12574	Federal Home Loan Bank		11/24/2021	15,000,000.00	14,835,600.00	15,000,000.00	0.750	0.750	82	11/22/2023
3130APWM3	12581	Federal Home Loan Bank		11/30/2021	10,000,000.00	9,464,000.00	10,000,000.00	1.050	1.050	451	11/25/2024
3130APWE1	12582	Federal Home Loan Bank		11/30/2021	15,000,000.00	13,558,200.00	15,000,000.00	1.500	1.500	1,181	11/25/2026
3130APWV3	12583	Federal Home Loan Bank		11/30/2021	25,000,000.00	23,701,750.00	25,000,000.00	1.050	1.050	451	11/25/2024
3130APW43	12585	Federal Home Loan Bank		12/02/2021	8,125,000.00	7,341,100.00	8,123,375.00	1.500	1.504	1,188	12/02/2026
3130APW84	12586	Federal Home Loan Bank		12/03/2021	10,000,000.00	9,034,600.00	9,997,500.00	1.500	1.505	1,189	12/03/2026
3130APXL4	12589	Federal Home Loan Bank		12/10/2021	25,000,000.00	23,742,000.00	24,993,750.00	1.100	1.108	466	12/10/2024
3130APXT7	12594	Federal Home Loan Bank		12/17/2021	10,000,000.00	9,054,300.00	10,000,000.00	1.600	1.600	1,203	12/17/2026
3130AQD2	12602	Federal Home Loan Bank		12/23/2021	7,650,000.00	7,251,970.50	7,650,000.00	1.250	1.250	480	12/24/2024
3130AQZ25	12607	Federal Home Loan Bank		12/27/2021	25,000,000.00	22,948,000.00	25,000,000.00	1.500	1.500	938	03/27/2026
3130AQ7M9	12608	Federal Home Loan Bank		12/27/2021	25,000,000.00	23,293,000.00	25,000,000.00	1.250	1.250	665	06/27/2025
3130AQFC2	12609	Federal Home Loan Bank		12/27/2021	25,000,000.00	23,853,250.00	24,993,750.00	1.000	1.009	392	09/27/2024
3130AQ6F5	12610	Federal Home Loan Bank		12/28/2021	10,000,000.00	9,847,500.00	10,000,000.00	0.800	0.800	118	12/28/2023
3130AQA29	12611	Federal Home Loan Bank		12/28/2021	15,000,000.00	14,082,600.00	15,000,000.00	1.230	1.230	574	03/28/2025
3130AQDR1	12613	Federal Home Loan Bank		12/30/2021	25,000,000.00	24,094,750.00	25,000,000.00	1.000	1.000	301	06/28/2024
3130AQDQ3	12614	Federal Home Loan Bank		12/30/2021	15,000,000.00	13,965,150.00	15,000,000.00	1.220	1.220	668	06/30/2025
3130AQ5S8	12615	Federal Home Loan Bank		12/30/2021	25,000,000.00	23,288,250.00	25,000,000.00	1.250	1.250	668	06/30/2025
3130AQFD0	12616	Federal Home Loan Bank		12/30/2021	25,000,000.00	23,625,750.00	25,000,000.00	1.060	1.060	486	12/30/2024
3130AQGY3	12617	Federal Home Loan Bank		12/30/2021	25,000,000.00	23,854,250.00	25,000,000.00	1.030	1.030	395	09/30/2024
3130AQFW8	12618	Federal Home Loan Bank		12/30/2021	25,000,000.00	23,846,250.00	25,000,000.00	1.000	1.000	395	09/30/2024
3130AQJ38	12629	Federal Home Loan Bank		01/25/2022	10,000,000.00	9,612,900.00	10,000,000.00	1.050	1.050	328	07/25/2024
3130AQGT4	12631	Federal Home Loan Bank		01/28/2022	15,000,000.00	14,145,600.00	14,857,500.00	1.100	1.429	500	01/13/2025
3130AQM83	12632	Federal Home Loan Bank		01/28/2022	4,185,000.00	3,816,720.00	4,164,261.00	1.600	1.716	1,060	07/27/2026
3130AQUT8	12645	Federal Home Loan Bank		02/17/2022	10,000,000.00	9,112,700.00	10,000,000.00	2.010	2.010	1,265	02/17/2027
3130AQVM2	12647	Federal Home Loan Bank		02/25/2022	10,000,000.00	9,481,100.00	10,000,000.00	1.750	1.750	543	02/25/2025
3130AQUY7	12648	Federal Home Loan Bank		02/25/2022	10,000,000.00	9,102,500.00	10,000,000.00	2.050	2.050	1,273	02/25/2027
3130AQT78	12652	Federal Home Loan Bank		02/28/2022	15,000,000.00	14,218,350.00	15,000,000.00	1.750	1.750	546	02/28/2025
3130AMU67	12666	Federal Home Loan Bank		03/21/2022	20,000,000.00	19,180,600.00	19,238,220.00	0.400	2.128	301	06/28/2024
3130ARGC9	12667	Federal Home Loan Bank		03/25/2022	10,000,000.00	9,280,100.00	10,000,000.00	2.550	2.550	1,301	03/25/2027

**Alameda County Investment Pool  
Portfolio Management  
Portfolio Details - Investments  
August 31, 2023**

CUSIP	Investment #	Issuer	Average Balance	Purchase Date	Par Value	Market Value	Book Value	Stated Rate	YTM	Days to 365 Maturity	Maturity Date
<b>Agency Callables (Aaa/AA+)</b>											
3130ARBC4	12668	Federal Home Loan Bank		03/28/2022	5,000,000.00	4,900,750.00	5,000,000.00	2.000	2.000	209	03/28/2024
3130ARAE1	12670	Federal Home Loan Bank		03/25/2022	25,000,000.00	23,748,000.00	25,000,000.00	2.100	2.100	663	06/25/2025
3130ARFQ9	12671	Federal Home Loan Bank		04/05/2022	25,000,000.00	23,227,750.00	25,000,000.00	2.610	2.610	1,312	04/05/2027
3130ARC41	12674	Federal Home Loan Bank		03/30/2022	15,000,000.00	14,326,800.00	15,000,000.00	2.320	2.320	571	03/25/2025
3130ARFG1	12675	Federal Home Loan Bank		03/30/2022	10,000,000.00	9,231,700.00	10,000,000.00	2.400	2.400	1,301	03/25/2027
3130ARJW2	12677	Federal Home Loan Bank		04/22/2022	15,000,000.00	14,461,950.00	15,000,000.00	3.000	3.000	599	04/22/2025
3130ARL33	12682	Federal Home Loan Bank		04/21/2022	20,000,000.00	19,186,600.00	20,000,000.00	3.000	3.001	720	08/21/2025
3130ARDV0	12691	Federal Home Loan Bank		04/08/2022	10,000,000.00	9,389,200.00	10,000,000.00	3.000	3.000	1,301	03/25/2027
3130ARPZ8	12697	Federal Home Loan Bank		04/28/2022	25,000,000.00	24,059,250.00	25,000,000.00	3.150	3.151	696	07/28/2025
3130ARUV1	12706	Federal Home Loan Bank		04/27/2022	25,000,000.00	23,972,750.00	25,000,000.00	3.100	3.100	787	10/27/2025
3130ARYU9	12740	Federal Home Loan Bank		05/23/2022	10,000,000.00	9,878,800.00	10,000,000.00	3.000	3.002	175	02/23/2024
3130AS3H0	12741	Federal Home Loan Bank		05/26/2022	25,000,000.00	24,669,000.00	25,000,000.00	2.625	2.626	178	02/26/2024
3130ASKE8	12754	Federal Home Loan Bank		06/28/2022	15,000,000.00	14,889,750.00	15,000,000.00	3.300	3.300	118	12/28/2023
3130ASKJ7	12756	Federal Home Loan Bank		06/28/2022	20,000,000.00	19,671,800.00	20,000,000.00	3.500	3.500	301	06/28/2024
3130ASZD4	12787	Federal Home Loan Bank		08/30/2022	15,000,000.00	14,655,900.00	14,998,500.00	4.130	4.134	727	08/28/2025
3130ASYZ6	12789	Federal Home Loan Bank		08/30/2022	25,000,000.00	24,380,000.00	25,000,000.00	4.000	4.000	727	08/28/2025
3130ASYR4	12806	Federal Home Loan Bank		09/27/2022	25,000,000.00	24,380,000.00	24,610,000.00	4.000	4.576	727	08/28/2025
3130ATDV6	12814	Federal Home Loan Bank		09/30/2022	10,000,000.00	9,817,700.00	10,000,000.00	5.000	5.000	1,490	09/30/2027
3130ATXX0	12864	Federal Home Loan Bank		11/30/2022	25,000,000.00	24,874,750.00	25,000,000.00	5.000	5.001	266	05/24/2024
3130AU2C7	12885	Federal Home Loan Bank		12/06/2022	15,000,000.00	14,953,050.00	15,000,000.00	5.300	5.300	462	12/06/2024
3130AU5Q3	12896	Federal Home Loan Bank		12/13/2022	20,000,000.00	19,872,200.00	20,000,000.00	5.200	5.205	378	09/13/2024
3130AUNX8	12920	Federal Home Loan Bank		01/25/2023	15,000,000.00	14,953,950.00	15,000,000.00	5.000	5.003	173	02/21/2024
3130AUNQ3	12922	Federal Home Loan Bank		01/26/2023	20,000,000.00	19,946,600.00	20,000,000.00	5.000	5.003	173	02/21/2024
3130AUGJ7	12926	Federal Home Loan Bank		01/30/2023	15,000,000.00	14,893,950.00	15,000,000.00	5.020	5.020	878	01/26/2026
3130AUNY6	12928	Federal Home Loan Bank		01/30/2023	10,000,000.00	9,896,200.00	10,000,000.00	5.125	5.125	696	07/28/2025
3130AUW42	12945	Federal Home Loan Bank		02/16/2023	10,000,000.00	9,970,500.00	10,000,000.00	5.160	5.160	168	02/16/2024
3130AV5F5	12957	Federal Home Loan Bank		03/07/2023	10,000,000.00	9,974,200.00	10,000,000.00	5.450	5.457	280	06/07/2024
3130AVBR2	12958	Federal Home Loan Bank		03/08/2023	20,375,000.00	20,339,751.25	20,375,000.00	5.510	5.514	213	04/01/2024
3130AVA36	12959	Federal Home Loan Bank		03/08/2023	15,000,000.00	14,987,700.00	15,000,000.00	5.500	5.504	213	04/01/2024
3130AVGL0	12982	Federal Home Loan Bank		04/03/2023	10,000,000.00	9,984,000.00	10,000,000.00	5.250	5.261	124	01/03/2024
3130AQZT3	12993	Federal Home Loan Bank		04/18/2023	8,395,000.00	7,829,344.90	7,968,832.49	2.750	4.266	1,284	03/08/2027
3130ANED8	12994	Federal Home Loan Bank		04/19/2023	18,850,000.00	16,892,050.50	16,998,741.50	1.000	4.246	1,060	07/27/2026
3130AQV26	12996	Federal Home Loan Bank		04/20/2023	25,000,000.00	24,059,750.00	23,972,784.81	1.610	4.898	369	09/04/2024
3130AVR46	13002	Federal Home Loan Bank		04/21/2023	20,000,000.00	19,972,800.00	20,000,000.00	5.300	5.304	259	05/17/2024
3130AVT51	13010	Federal Home Loan Bank		04/25/2023	20,000,000.00	19,927,800.00	20,000,000.00	5.300	5.304	264	05/22/2024
3130AMU75	13021	Federal Home Loan Bank		05/02/2023	5,000,000.00	4,495,550.00	4,538,600.00	1.000	4.155	1,029	06/26/2026

Portfolio POOL  
RC  
PM (PRF\_PM2) 7.3.0

**Alameda County Investment Pool  
Portfolio Management  
Portfolio Details - Investments  
August 31, 2023**

CUSIP	Investment #	Issuer	Average Balance	Purchase Date	Par Value	Market Value	Book Value	Stated Rate	YTM	Days to 365 Maturity	Maturity Date
<b>Agency Callables (Aaa/AA+)</b>											
3130AL5A8	13022	Federal Home Loan Bank		05/02/2023	16,225,000.00	14,219,103.25	14,407,637.75	0.900	4.100	1,274	02/26/2027
3130AVV74	13023	Federal Home Loan Bank		05/03/2023	20,000,000.00	19,926,000.00	20,000,000.00	5.280	5.284	270	05/28/2024
3130ARFM8	13034	Federal Home Loan Bank		05/16/2023	5,000,000.00	4,829,950.00	4,857,363.89	2.170	4.547	395	09/30/2024
3130AW6A3	13042	Federal Home Loan Bank		05/22/2023	20,000,000.00	19,939,200.00	20,000,000.00	5.470	5.474	291	06/18/2024
3130AWFH8	13056	Federal Home Loan Bank		06/13/2023	20,000,000.00	19,938,200.00	20,000,000.00	5.510	5.515	315	07/12/2024
3130ARTJ0	13069	Federal Home Loan Bank		06/29/2023	5,000,000.00	4,801,350.00	4,815,500.00	3.000	4.883	693	07/25/2025
3130AUV35	13078	Federal Home Loan Bank		07/06/2023	10,000,000.00	9,980,100.00	9,973,800.00	5.165	5.566	189	03/08/2024
31422BUS7	12016	Federal Home Loan Mtg Corp		02/18/2020	25,000,000.00	23,773,250.00	25,000,000.00	1.680	1.680	536	02/18/2025
3134GVWR5	12144	Federal Home Loan Mtg Corp		05/22/2020	25,000,000.00	23,189,250.00	25,000,000.00	0.625	0.625	629	05/22/2025
3134GWND4	12199	Federal Home Loan Mtg Corp		08/12/2020	15,000,000.00	13,747,950.00	15,000,000.00	0.600	0.600	711	08/12/2025
3134GWN44	12219	Federal Home Loan Mtg Corp		09/11/2020	15,000,000.00	14,254,350.00	15,000,000.00	0.450	0.450	376	09/11/2024
3134GWUY0	12246	Federal Home Loan Mtg Corp		09/30/2020	15,000,000.00	14,050,050.00	15,000,000.00	0.400	0.400	486	12/30/2024
3134GWVJ2	12247	Federal Home Loan Mtg Corp		09/30/2020	15,000,000.00	14,214,450.00	15,000,000.00	0.400	0.400	395	09/30/2024
3134GWXX0	12248	Federal Home Loan Mtg Corp		09/30/2020	15,000,000.00	14,186,850.00	15,000,000.00	0.400	0.400	395	09/30/2024
3134GWVJ2	12249	Federal Home Loan Mtg Corp		09/30/2020	10,000,000.00	9,476,300.00	10,000,000.00	0.400	0.400	395	09/30/2024
3134GWXG6	12250	Federal Home Loan Mtg Corp		09/30/2020	10,000,000.00	9,370,500.00	10,000,000.00	0.430	0.430	486	12/30/2024
3134GWUY0	12251	Federal Home Loan Mtg Corp		09/30/2020	10,000,000.00	9,366,700.00	10,000,000.00	0.400	0.400	486	12/30/2024
3134GXBD5	12300	Federal Home Loan Mtg Corp		11/12/2020	15,000,000.00	14,466,300.00	15,000,000.00	0.360	0.360	257	05/15/2024
3134GXDZ4	12318	Federal Home Loan Mtg Corp		11/25/2020	15,000,000.00	14,115,450.00	15,000,000.00	0.450	0.450	451	11/25/2024
3134GXBM5	12319	Federal Home Loan Mtg Corp		11/25/2020	15,000,000.00	13,641,900.00	15,000,000.00	0.600	0.600	803	11/12/2025
3134GXHD9	12359	Federal Home Loan Mtg Corp		12/23/2020	10,000,000.00	9,060,900.00	10,000,000.00	0.700	0.700	844	12/23/2025
3134GXSD7	12715	Federal Home Loan Mtg Corp		05/05/2022	25,000,000.00	24,302,500.00	25,000,000.00	3.020	3.020	431	11/05/2024
3134GXL44	12779	Federal Home Loan Mtg Corp		08/12/2022	15,000,000.00	14,630,550.00	15,000,000.00	4.000	4.000	711	08/12/2025
3134GXR63	12786	Federal Home Loan Mtg Corp		08/29/2022	20,000,000.00	19,519,200.00	20,000,000.00	4.050	4.050	727	08/28/2025
3134GXT87	12788	Federal Home Loan Mtg Corp		08/30/2022	25,000,000.00	24,466,000.00	25,000,000.00	4.000	4.000	546	02/28/2025
3134GXS88	12790	Federal Home Loan Mtg Corp		08/30/2022	10,000,000.00	9,786,400.00	10,000,000.00	4.000	4.000	546	02/28/2025
3134GXS88	12791	Federal Home Loan Mtg Corp		08/30/2022	10,000,000.00	9,786,400.00	10,000,000.00	4.000	4.000	546	02/28/2025
3134GXW34	12792	Federal Home Loan Mtg Corp		08/30/2022	20,000,000.00	19,576,600.00	20,000,000.00	4.250	4.250	727	08/28/2025
3134GXY65	12804	Federal Home Loan Mtg Corp		09/16/2022	15,000,000.00	14,636,550.00	15,000,000.00	4.250	4.250	927	03/16/2026
3134GX6A7	12827	Federal Home Loan Mtg Corp		10/25/2022	15,000,000.00	14,901,600.00	15,000,000.00	5.000	5.000	602	04/25/2025
3134GX4M3	12828	Federal Home Loan Mtg Corp		10/28/2022	10,000,000.00	9,935,400.00	10,000,000.00	5.080	5.080	420	10/25/2024
3134GY2K7	12846	Federal Home Loan Mtg Corp		11/15/2022	10,000,000.00	9,940,900.00	10,000,000.00	5.310	5.310	441	11/15/2024
3134GX7M0	12847	Federal Home Loan Mtg Corp		11/15/2022	15,000,000.00	14,920,650.00	15,000,000.00	5.150	5.150	987	05/15/2026
3134GY2A9	12850	Federal Home Loan Mtg Corp		11/17/2022	15,000,000.00	14,935,050.00	15,000,000.00	5.150	5.150	808	11/17/2025
3134GY4G4	12859	Federal Home Loan Mtg Corp		11/28/2022	25,000,000.00	24,844,500.00	25,000,000.00	5.020	5.025	360	08/26/2024
3134GY4H2	12863	Federal Home Loan Mtg Corp		11/30/2022	25,000,000.00	24,742,750.00	25,000,000.00	5.150	5.150	819	11/28/2025

**Alameda County Investment Pool  
Portfolio Management  
Portfolio Details - Investments  
August 31, 2023**

CUSIP	Investment #	Issuer	Average Balance	Purchase Date	Par Value	Market Value	Book Value	Stated Rate	YTM 365	Days to Maturity	Maturity Date
<b>Agency Callables (Aaa/AA+)</b>											
3134GY6B3	12898	Federal Home Loan Mtg Corp		12/14/2022	25,000,000.00	25,006,250.00	25,000,000.00	5.100	5.102	1,109	09/14/2026
3134GY7M8	12901	Federal Home Loan Mtg Corp		12/16/2022	25,000,000.00	24,763,500.00	25,000,000.00	5.270	5.273	746	09/16/2025
3134GYAA0	12908	Federal Home Loan Mtg Corp		12/20/2022	25,000,000.00	24,881,500.00	25,000,000.00	5.145	5.145	293	06/20/2024
3134GYAW2	12910	Federal Home Loan Mtg Corp		12/22/2022	25,000,000.00	24,689,000.00	25,000,000.00	5.150	5.150	1,025	06/22/2026
3134GXR63	12918	Federal Home Loan Mtg Corp		01/20/2023	10,000,000.00	9,759,600.00	9,871,600.00	4.050	4.577	727	08/28/2025
3134GYE24	12921	Federal Home Loan Mtg Corp		01/26/2023	10,000,000.00	9,882,300.00	10,000,000.00	5.125	5.125	878	01/26/2026
3134GYEA6	12925	Federal Home Loan Mtg Corp		01/27/2023	30,000,000.00	29,704,200.00	30,000,000.00	5.300	5.300	879	01/27/2026
3134GYF98	12927	Federal Home Loan Mtg Corp		01/30/2023	10,000,000.00	9,902,400.00	10,000,000.00	5.000	5.000	515	01/28/2025
3134GYG30	12929	Federal Home Loan Mtg Corp		01/31/2023	5,000,000.00	4,939,750.00	5,000,000.00	5.020	5.028	788	10/28/2025
3134GXRG1	12930	Federal Home Loan Mtg Corp		01/31/2023	5,000,000.00	4,821,200.00	4,852,500.00	3.050	4.422	619	05/12/2025
3134GYFT4	12936	Federal Home Loan Mtg Corp		02/07/2023	15,000,000.00	14,791,050.00	15,000,000.00	5.000	5.003	979	05/07/2026
3134GYJE3	12944	Federal Home Loan Mtg Corp		02/16/2023	25,000,000.00	24,641,000.00	25,000,000.00	5.200	5.200	1,445	08/16/2027
3134GYLU4	12973	Federal Home Loan Mtg Corp		03/17/2023	25,000,000.00	24,769,000.00	25,000,000.00	5.500	5.502	1,385	06/17/2027
3134GW6C5	12988	Federal Home Loan Mtg Corp		04/14/2023	13,955,000.00	12,340,964.70	12,485,538.50	0.800	4.022	1,153	10/28/2026
3134GWZG4	12989	Federal Home Loan Mtg Corp		04/14/2023	13,000,000.00	11,866,400.00	11,889,800.00	0.600	4.212	780	10/20/2025
3134GXR63	12991	Federal Home Loan Mtg Corp		04/17/2023	5,000,000.00	4,879,800.00	4,942,500.00	4.050	4.567	727	08/28/2025
3134GW5R3	12992	Federal Home Loan Mtg Corp		04/17/2023	11,935,000.00	10,871,352.80	10,894,268.00	0.650	4.329	787	10/27/2025
3134GYPN6	12995	Federal Home Loan Mtg Corp		04/20/2023	25,000,000.00	24,737,750.00	25,000,000.00	5.125	5.125	780	10/20/2025
3134GYPC0	13005	Federal Home Loan Mtg Corp		04/24/2023	10,000,000.00	9,930,300.00	10,000,000.00	5.375	5.375	601	04/24/2025
3134GYPY2	13011	Federal Home Loan Mtg Corp		04/26/2023	25,000,000.00	24,645,250.00	25,000,000.00	5.150	5.152	1,243	01/26/2027
3134GYQ96	13012	Federal Home Loan Mtg Corp		04/26/2023	20,000,000.00	19,792,600.00	20,000,000.00	5.450	5.450	1,333	04/26/2027
3134GYPX4	13013	Federal Home Loan Mtg Corp		04/27/2023	25,000,000.00	24,716,000.00	25,000,000.00	5.300	5.300	1,152	10/27/2026
3134GYQD7	13014	Federal Home Loan Mtg Corp		04/27/2023	25,000,000.00	24,748,000.00	25,000,000.00	5.400	5.403	1,060	07/27/2026
3134GYQE5	13016	Federal Home Loan Mtg Corp		04/27/2023	25,000,000.00	24,792,250.00	25,000,000.00	5.375	5.375	787	10/27/2025
3134GYQN5	13017	Federal Home Loan Mtg Corp		04/27/2023	25,000,000.00	24,729,000.00	25,000,000.00	5.500	5.500	1,517	10/27/2027
3134GYQA3	13019	Federal Home Loan Mtg Corp		05/01/2023	10,000,000.00	9,918,200.00	10,000,000.00	5.500	5.500	973	05/01/2026
3134GYRW4	13032	Federal Home Loan Mtg Corp		05/11/2023	8,420,000.00	8,371,921.80	8,419,485.44	5.000	5.006	1,347	05/10/2027
3134GYT36	13049	Federal Home Loan Mtg Corp		06/07/2023	15,000,000.00	14,812,950.00	15,000,000.00	5.000	5.000	1,375	06/07/2027
3134GYUC4	13066	Federal Home Loan Mtg Corp		06/28/2023	15,000,000.00	14,848,500.00	15,000,000.00	5.200	5.200	1,762	06/28/2028
3134GYUZ3	13067	Federal Home Loan Mtg Corp		06/28/2023	20,000,000.00	19,852,800.00	20,000,000.00	5.350	5.350	1,396	06/28/2027
3134GYYE6	13092	Federal Home Loan Mtg Corp		07/28/2023	15,000,000.00	14,985,735.00	15,000,000.00	5.625	5.625	1,424	07/26/2027
3134GXS47	13097	Federal Home Loan Mtg Corp		07/28/2023	7,000,000.00	6,870,640.00	6,863,500.00	4.200	5.198	727	08/28/2025
3134GYU0	13102	Federal Home Loan Mtg Corp		08/01/2023	25,000,000.00	25,016,750.00	25,000,000.00	5.700	5.700	1,796	08/01/2028
3134GX3A0	13117	Federal Home Loan Mtg Corp		08/23/2023	11,733,000.00	11,558,060.97	11,807,951.06	4.750	5.383	760	09/30/2025
3134H1AE3	13118	Federal Home Loan Mtg Corp		08/28/2023	15,000,000.00	15,026,850.00	15,000,000.00	5.500	5.500	1,092	08/28/2026
3136G4XV0	12181	Federal National Mtg Assn		06/30/2020	15,000,000.00	13,838,700.00	15,000,000.00	0.730	0.730	668	06/30/2025



**Alameda County Investment Pool  
Portfolio Management  
Portfolio Details - Investments  
August 31, 2023**

CUSIP	Investment #	Issuer	Average Balance	Purchase Date	Par Value	Market Value	Book Value	Stated Rate	YTM	Days to 365 Maturity	Maturity Date
<b>Agency Callables (Aaa/AA+)</b>											
3136G4ZJ5	12184	Federal National Mtg Assn		07/21/2020	10,000,000.00	9,186,400.00	10,000,000.00	0.625	0.625	689	07/21/2025
3136G4A86	12185	Federal National Mtg Assn		07/21/2020	8,000,000.00	7,331,440.00	7,984,000.00	0.500	0.541	689	07/21/2025
3135G05X7	12209	Federal National Mtg Assn		08/27/2020	15,000,000.00	13,713,750.00	14,929,800.00	0.375	0.470	724	08/25/2025
3135G05X7	12210	Federal National Mtg Assn		08/27/2020	10,000,000.00	9,142,500.00	9,953,200.00	0.375	0.470	724	08/25/2025
3136G42F9	12211	Federal National Mtg Assn		08/27/2020	10,000,000.00	9,157,300.00	10,000,000.00	0.625	0.625	726	08/27/2025
3136G44U4	12265	Federal National Mtg Assn		10/20/2020	10,000,000.00	9,086,100.00	10,000,000.00	0.500	0.500	780	10/20/2025
3135G06C2	12278	Federal National Mtg Assn		10/29/2020	15,000,000.00	13,645,350.00	15,000,000.00	0.600	0.600	789	10/29/2025
3135GA2Z3	12304	Federal National Mtg Assn		11/17/2020	10,000,000.00	9,081,700.00	9,995,000.00	0.560	0.570	808	11/17/2025
3135GA3G4	12317	Federal National Mtg Assn		11/25/2020	10,000,000.00	9,404,400.00	10,000,000.00	0.400	0.400	451	11/25/2024
3135GAA76	12343	Federal National Mtg Assn		12/09/2020	20,000,000.00	18,424,400.00	20,000,000.00	0.540	0.540	647	06/09/2025
3135GABT7	12355	Federal National Mtg Assn		12/16/2020	20,000,000.00	18,397,800.00	20,000,000.00	0.500	0.500	654	06/16/2025
3135GATL9	12356	Federal National Mtg Assn		12/16/2020	20,000,000.00	18,397,800.00	20,000,000.00	0.500	0.500	654	06/16/2025
3135G06V0	12849	Federal National Mtg Assn		11/16/2022	20,000,000.00	19,539,800.00	19,672,460.00	4.125	4.758	727	08/28/2025
3135GACY5	12856	Federal National Mtg Assn		11/25/2022	10,000,000.00	9,938,500.00	10,000,000.00	5.600	5.600	816	11/25/2025
3135GAD65	12858	Federal National Mtg Assn		11/28/2022	20,000,000.00	19,804,600.00	20,000,000.00	5.200	5.200	817	11/26/2025
3135GADS7	12911	Federal National Mtg Assn		12/23/2022	20,000,000.00	19,770,600.00	20,000,000.00	5.000	5.000	661	06/23/2025
3135G06Y4	12946	Federal National Mtg Assn		02/17/2023	10,000,000.00	9,889,800.00	10,000,000.00	5.200	5.200	900	02/17/2026
3135G07A5	12986	Federal National Mtg Assn		04/14/2023	15,000,000.00	14,944,650.00	15,000,000.00	5.260	5.264	252	05/10/2024
3135GAGL9	12990	Federal National Mtg Assn		04/17/2023	15,000,000.00	14,920,500.00	15,000,000.00	5.000	5.000	412	10/17/2024
3135GAHM6	13041	Federal National Mtg Assn		05/22/2023	10,000,000.00	9,860,200.00	10,000,000.00	5.000	5.000	994	05/22/2026
<b>Subtotal and Average</b>			<b>3,380,623,044.63</b>		<b>3,423,738,000.00</b>	<b>3,281,492,282.77</b>	<b>3,411,207,405.50</b>		<b>2.991</b>	<b>749</b>	
<b>Asset Backed Securities</b>											
14315XAC2	11977	CarMax Auto Owner Trust		01/22/2020	136,110.84	136,084.14	136,084.14	1.890	1.906	472	12/16/2024
14043MAC5	12019	Capital One Prime Auto Rec		02/19/2020	0.07	0.07	0.07	1.600	1.615	441	11/15/2024
14043MAC5	12043	Capital One Prime Auto Rec		03/18/2020	0.07	0.07	0.07	1.600	2.360	441	11/15/2024
<b>Subtotal and Average</b>			<b>277,257.84</b>		<b>136,110.93</b>	<b>136,084.23</b>	<b>136,084.23</b>		<b>1.906</b>	<b>472</b>	
<b>Municipal Bonds</b>											
072024WP3	12038	Bay Area Ca Tran		03/17/2020	10,000,000.00	9,815,200.00	10,264,600.00	2.254	1.570	213	04/01/2024
072024WP3	12039	Bay Area Ca Tran		03/17/2020	10,000,000.00	9,815,200.00	10,264,600.00	2.254	1.575	213	04/01/2024
13063DRJ9	11878	St. of California		10/24/2019	5,000,000.00	4,988,750.00	5,100,050.00	2.400	1.870	30	10/01/2023
13032UB98	12692	California Health Facility		04/07/2022	1,000,000.00	978,850.00	1,000,000.00	2.670	2.671	274	06/01/2024
13032UC22	12693	California Health Facility		04/07/2022	2,715,000.00	2,608,789.20	2,715,000.00	2.991	2.992	639	06/01/2025
13032UC30	12694	California Health Facility		04/07/2022	2,500,000.00	2,369,400.00	2,500,000.00	3.044	3.045	1,004	06/01/2026
91412HGE7	12262	UNIVHGR		10/19/2020	9,580,000.00	8,918,884.20	9,661,525.80	0.883	0.721	622	05/15/2025

**Alameda County Investment Pool  
Portfolio Management  
Portfolio Details - Investments  
August 31, 2023**

CUSIP	Investment #	Issuer	Average Balance	Purchase Date	Par Value	Market Value	Book Value	Stated Rate	YTM 365	Days to Maturity
<b>Subtotal and Average</b>			41,505,775.80		40,795,000.00	39,495,073.40	41,505,775.80		1.619	363
<b>Total and Average</b>			8,892,330,598.37		8,944,017,110.93	8,674,552,405.20	8,897,867,738.78		3.310	538

**Alameda County Investment Pool  
Transaction Activity Report  
August 1, 2023 - August 31, 2023  
Sorted by Fund - Transaction Date  
All Funds**

Investment #	Fund	CUSIP	Inv Descrip	TransactionType	TransactionDate	Issuer	New Principal	Principal Paydowns	Interest	Total Cash
13103	100	110122CM8	BRISTOL-MYERS	Purchase	08/01/2023	Bristol Myers	19,514,655.56			-19,514,655.56
13102	100	3134GYU0	FEDERAL HOME LN	Purchase	08/01/2023	Federal Home Loan	25,000,000.00			-25,000,000.00
12637	100	742718FV6	PROCTER &	Interest	08/01/2023	Procter & Gamble			190,000.00	190,000.00
12914	100	63873QZW7	NATXNY 5.15% MAT	Redemption	08/02/2023	Natixis North Americ		50,000,000.00		50,000,000.00
12977	100	313384JX8	FHLBDN DISC NOTE	Redemption	08/02/2023	Federal Home Loan		50,000,000.00		50,000,000.00
12914	100	63873QZW7	NATXNY 5.15% MAT	Interest	08/02/2023	Natixis North Americ			1,459,166.65	1,459,166.65
10472	100	SYS10472	CTRSTF 0.1%	Interest	08/02/2023	CalTrust - Short Ter			165,345.53	165,345.53
13106	100	SYS13106	BANKSF 3.03% MAT	Purchase	08/04/2023	Bank of San Francisc	5,000,000.00			-5,000,000.00
13104	100	45818WER3	IADB 4.05% MAT	Purchase	08/04/2023	InterAmerican Develo	49,263,375.00			-49,263,375.00
12797	100	SYS12797	BANKSF 3.03% MAT	Redemption	08/04/2023	Bank of San Francisc		5,000,000.00		5,000,000.00
12797	100	SYS12797	BANKSF 3.03% MAT	Interest	08/04/2023	Bank of San Francisc			38,716.67	38,716.67
12818	100	SYS12818	BRIDGE 4.% MAT	Interest	08/04/2023	Bridge Bank			84,949.50	84,949.50
13107	100	31422X5V0	FEDERAL AGRIC	Purchase	08/07/2023	Farmer Mac	15,000,000.00			-15,000,000.00
11657	100	3135G0V34	FNMA 2.5% MAT	Interest	08/07/2023	Federal National Mtg			250,000.00	250,000.00
11658	100	3135G0V34	FNMA 2.5% MAT	Interest	08/07/2023	Federal National Mtg			250,000.00	250,000.00
12006	100	69371RQ66	PACCAR FINL CORP	Interest	08/07/2023	PACCAR Financial			90,000.00	90,000.00
12932	100	594918BY9	MICROSOFT CORP,	Interest	08/07/2023	Mircosoft Inc.			82,500.00	82,500.00
12933	100	594918BY9	MICROSOFT CORP,	Interest	08/07/2023	Mircosoft Inc.			82,500.00	82,500.00
11783	100	594918BQ6	MICROSOFT CORP,	Redemption	08/08/2023	Mircosoft Inc.		4,157,000.00		4,157,000.00
11783	100	594918BQ6	MICROSOFT CORP,	Interest	08/08/2023	Mircosoft Inc.			41,570.00	41,570.00
12387	100	037833EB2	AAPL 0.745928%	Interest	08/08/2023	Apple Inc.			70,000.00	70,000.00
12937	100	3133EPAF2	FEDERAL FARM CR	Interest	08/08/2023	Federal Farm Credit			475,000.00	475,000.00
13073	100	SYS13073	EWEST 3.% MAT	Interest	08/08/2023	East West Bank			117,777.76	117,777.76
13108	100	69371RS56	PACCAR FINANCIAL	Purchase	08/10/2023	PACCAR Financial	2,998,500.00			-2,998,500.00
12778	100	3130ASUT4	FEDERAL HOME	Redemption	08/10/2023	Federal Home Loan		15,000,000.00		15,000,000.00
12390	100	459058JS3	IBRD 0.65% MAT	Interest	08/10/2023	International Bank R			48,750.00	48,750.00
12778	100	3130ASUT4	FEDERAL HOME	Interest	08/10/2023	Federal Home Loan			120,000.00	120,000.00
13031	100	SYS13031	UBOC 0.05% MAT	Interest	08/10/2023	Union Bank of Califo			215.28	215.28
13078	100	3130AUV35	FEDERAL HOME	Interest	08/10/2023	Federal Home Loan			258,250.00	258,250.00
13078	100	3130AUV35	FEDERAL HOME	Accr Int	08/10/2023	Federal Home Loan		209,469.44	-209,469.44	0.00
12391	100	3130AKXB7	FEDERAL HOME	Interest	08/11/2023	Federal Home Loan			29,000.00	29,000.00
12392	100	3130AKXB7	FEDERAL HOME	Interest	08/11/2023	Federal Home Loan			58,000.00	58,000.00
11812	100	3133EKZK5	FEDERAL FARM CR	Redemption	08/14/2023	Federal Farm Credit		20,000,000.00		20,000,000.00
11812	100	3133EKZK5	FEDERAL FARM CR	Interest	08/14/2023	Federal Farm Credit			160,000.00	160,000.00
12014	100	3137EAEP0	FEDERAL HOME LN	Interest	08/14/2023	Federal Home Loan			112,500.00	112,500.00

Portfolio POOL

RC

**Alameda County Investment Pool  
Transaction Activity Report  
Sorted by Fund - Transaction Date**

Investment #	Fund	CUSIP	Inv Descrip	TransactionType	TransactionDate	Issuer	New Principal	Principal Paydowns	Interest	Total Cash
12015	100	3137EAEP0	FEDERAL HOME LN	Interest	08/14/2023	Federal Home Loan			75,000.00	75,000.00
12199	100	3134GWND4	FEDERAL HOME LN	Interest	08/14/2023	Federal Home Loan			45,000.00	45,000.00
12393	100	3130AKWA0	FEDERAL HOME	Interest	08/14/2023	Federal Home Loan			33,800.00	33,800.00
12394	100	3130AKXQ4	FEDERAL HOME	Interest	08/14/2023	Federal Home Loan			45,000.00	45,000.00
12395	100	3130AKVR4	FEDERAL HOME	Interest	08/14/2023	Federal Home Loan			55,000.00	55,000.00
12642	100	3133ENPG9	FEDERAL FARM CR	Interest	08/14/2023	Federal Farm Credit			131,250.00	131,250.00
12779	100	3134GXL44	FEDERAL HOME LN	Interest	08/14/2023	Federal Home Loan			300,000.00	300,000.00
12942	100	713448FQ6	PEPSICO INC, SR NT	Interest	08/14/2023	Pepsi Inc.			67,491.67	67,491.67
11815	100	3130AGWK7	FEDERAL HOME	Interest	08/15/2023	Federal Home Loan			90,000.00	90,000.00
11816	100	3130AGWK7	FEDERAL HOME	Interest	08/15/2023	Federal Home Loan			150,000.00	150,000.00
11817	100	3130AGWK7	FEDERAL HOME	Interest	08/15/2023	Federal Home Loan			150,000.00	150,000.00
12402	100	53961LAH2	LISC 0.5% MAT	Interest	08/15/2023	Local Initiatives Su			6,250.00	6,250.00
12408	100	91282CBM2	UNITED STATES	Interest	08/15/2023	U.S. Treasury			31,250.00	31,250.00
12596	100	91282CCT6	UNITED STATES	Interest	08/15/2023	U.S. Treasury			93,750.00	93,750.00
12606	100	91282CCT6	UNITED STATES	Interest	08/15/2023	U.S. Treasury			93,750.00	93,750.00
12777	100	194162AM5	CP 3.1% MAT	Interest	08/15/2023	Colgate Palmolive			46,500.00	46,500.00
11977	100	14315XAC2	CARMX 1.3% MAT	Interest	08/15/2023	CarMax Auto Owner			359.32	359.32
11977	100	14315XAC2	CARMX 1.3% MAT	Redemption	08/15/2023	CarMax Auto Owner		92,031.42		92,031.42
12019	100	14043MAC5	COPAR 1.6% MAT	Interest	08/15/2023	Capital One Prime Au			136.99	136.99
12019	100	14043MAC5	COPAR 1.6% MAT	Redemption	08/15/2023	Capital One Prime Au		102,743.64		102,743.64
12043	100	14043MAC5	COPAR 1.6% MAT	Interest	08/15/2023	Capital One Prime Au			159.83	159.83
12043	100	14043MAC5	COPAR 1.6% MAT	Redemption	08/15/2023	Capital One Prime Au		119,867.58		119,867.58
12998	100	313384KM0	FHLBDN DISC NOTE	Redemption	08/16/2023	Federal Home Loan		50,000,000.00		50,000,000.00
11814	100	3133EKA63	FEDERAL FARM CR	Interest	08/16/2023	Federal Farm Credit			80,000.00	80,000.00
12396	100	46647PBY1	JPM 0.563% MAT	Interest	08/16/2023	J.P. Morgan			14,075.00	14,075.00
12944	100	3134GYJE3	FEDERAL HOME LN	Interest	08/16/2023	Federal Home Loan			650,000.00	650,000.00
12945	100	3130AUW42	FEDERAL HOME	Interest	08/16/2023	Federal Home Loan			258,000.00	258,000.00
13109	100	45906M4E8	IBRD 4.5% MAT	Purchase	08/17/2023	International Bank R	24,815,156.75			-24,815,156.75
12397	100	3130AL3S1	FEDERAL HOME	Interest	08/17/2023	Federal Home Loan			31,250.00	31,250.00
12486	100	48128G4R8	JPMORGAN CHASE	Interest	08/17/2023	J.P. Morgan			57,500.00	57,500.00
12645	100	3130AQUT8	FEDERAL HOME	Interest	08/17/2023	Federal Home Loan			100,500.00	100,500.00
12946	100	3135G06Y4	FNMA 5.2% MAT	Interest	08/17/2023	Federal National Mtg			260,000.00	260,000.00
11760	100	14042WAC4	COPAR 2.51% MAT	Interest	08/17/2023	Capital One Prime Au				0.00
11760	100	14042WAC4	COPAR 2.51% MAT	Redemption	08/17/2023	Capital One Prime Au				0.00
13110	100	31422X6C1	FEDERAL AGRIC	Purchase	08/18/2023	Farmer Mac	25,000,000.00			-25,000,000.00
12016	100	31422BUS7	FEDERAL AGRIC	Interest	08/18/2023	Federal Home Loan			210,000.00	210,000.00
12400	100	45905U5Y6	IBRD 0.6% MAT	Interest	08/18/2023	International Bank R			28,500.00	28,500.00
12401	100	45905U5Y6	IBRD 0.6% MAT	Interest	08/18/2023	International Bank R			30,000.00	30,000.00
13037	100	3133EPKA2	FEDERAL FARM CR	Interest	08/18/2023	Federal Farm Credit			150,000.00	150,000.00
12200	100	037833DX5	AAPL 0.55% MAT	Interest	08/21/2023	Apple Inc.			13,750.00	13,750.00
12201	100	037833DX5	AAPL 0.55% MAT	Interest	08/21/2023	Apple Inc.			13,750.00	13,750.00

**Alameda County Investment Pool  
Transaction Activity Report  
Sorted by Fund - Transaction Date**

Investment #	Fund	CUSIP	Inv Descrip	TransactionType	TransactionDate	Issuer	New Principal	Principal Paydowns	Interest	Total Cash
12947	100	3133EPBF1	FEDERAL FARM CR	Interest	08/21/2023	Federal Farm Credit			377,812.50	<b>377,812.50</b>
13117	100	3134GX3A0	FEDERAL HOME LN	Purchase	08/23/2023	Federal Home Loan	11,807,951.06			<b>-11,807,951.06</b>
12572	100	3130APUP8	FEDERAL HOME	Interest	08/23/2023	Federal Home Loan			93,750.00	<b>93,750.00</b>
12740	100	3130ARYU9	FEDERAL HOME	Interest	08/23/2023	Federal Home Loan			150,000.00	<b>150,000.00</b>
12204	100	3137EAEV7	FEDERAL HOME LN	Redemption	08/24/2023	Federal Home Loan		10,000,000.00		<b>10,000,000.00</b>
12205	100	3137EAEV7	FEDERAL HOME LN	Redemption	08/24/2023	Federal Home Loan		10,000,000.00		<b>10,000,000.00</b>
12204	100	3137EAEV7	FEDERAL HOME LN	Interest	08/24/2023	Federal Home Loan			12,500.00	<b>12,500.00</b>
12205	100	3137EAEV7	FEDERAL HOME LN	Interest	08/24/2023	Federal Home Loan			12,500.00	<b>12,500.00</b>
12414	100	45906M2L4	IBRD 0.84636% MAT	Interest	08/24/2023	International Bank R			48,750.00	<b>48,750.00</b>
12785	100	31422XE40	FAMCA 4.% MAT	Interest	08/24/2023	Farmer Mac			300,000.00	<b>300,000.00</b>
12209	100	3135G05X7	FEDERAL NATL MTG	Interest	08/25/2023	Federal National Mtg			28,125.00	<b>28,125.00</b>
12210	100	3135G05X7	FEDERAL NATL MTG	Interest	08/25/2023	Federal National Mtg			18,750.00	<b>18,750.00</b>
12403	100	3130ALEM2	FEDERAL HOME	Interest	08/25/2023	Federal Home Loan			59,250.00	<b>59,250.00</b>
12647	100	3130AQVM2	FEDERAL HOME	Interest	08/25/2023	Federal Home Loan			87,500.00	<b>87,500.00</b>
12648	100	3130AQUY7	FEDERAL HOME	Interest	08/25/2023	Federal Home Loan			102,500.00	<b>102,500.00</b>
13118	100	3134H1AE3	FEDERAL HOME LN	Purchase	08/28/2023	Federal Home Loan	15,000,000.00			<b>-15,000,000.00</b>
12211	100	3136G42F9	FEDERAL NATL MTG	Interest	08/28/2023	Federal National Mtg			31,250.00	<b>31,250.00</b>
12406	100	3130AKZ25	FEDERAL HOME	Interest	08/28/2023	Federal Home Loan			32,500.00	<b>32,500.00</b>
12494	100	3130ANSC53	FHLB 1.% MAT	Interest	08/28/2023	Federal Home Loan			75,000.00	<b>75,000.00</b>
12495	100	3130ANWK24	FHLB 0.65% MAT	Interest	08/28/2023	Federal Home Loan			81,250.00	<b>81,250.00</b>
12496	100	3130ANWG1	FEDERAL HOME	Interest	08/28/2023	Federal Home Loan			62,500.00	<b>62,500.00</b>
12652	100	3130AQT78	FEDERAL HOME	Interest	08/28/2023	Federal Home Loan			131,250.00	<b>131,250.00</b>
12741	100	3130AS3H0	FEDERAL HOME	Interest	08/28/2023	Federal Home Loan			328,125.00	<b>328,125.00</b>
12786	100	3134GXR63	FEDERAL HOME LN	Interest	08/28/2023	Federal Home Loan			405,000.00	<b>405,000.00</b>
12787	100	3130ASZD4	FEDERAL HOME	Interest	08/28/2023	Federal Home Loan			309,750.00	<b>309,750.00</b>
12788	100	3134GXT87	FEDERAL HOME LN	Interest	08/28/2023	Federal Home Loan			500,000.00	<b>500,000.00</b>
12789	100	3130ASYZ6	FEDERAL HOME	Interest	08/28/2023	Federal Home Loan			500,000.00	<b>500,000.00</b>
12790	100	3134GXS88	FEDERAL HOME LN	Interest	08/28/2023	Federal Home Loan			200,000.00	<b>200,000.00</b>
12791	100	3134GXS88	FEDERAL HOME LN	Interest	08/28/2023	Federal Home Loan			200,000.00	<b>200,000.00</b>
12792	100	3134GXW34	FEDERAL HOME LN	Interest	08/28/2023	Federal Home Loan			425,000.00	<b>425,000.00</b>
12806	100	3130ASR4	FEDERAL HOME	Interest	08/28/2023	Federal Home Loan			500,000.00	<b>500,000.00</b>
12849	100	3135G06V0	FEDERAL NATL MTG	Interest	08/28/2023	Federal National Mtg			412,500.00	<b>412,500.00</b>
12859	100	3134GY4G4	FEDERAL HOME LN	Interest	08/28/2023	Federal Home Loan			627,500.00	<b>627,500.00</b>
12918	100	3134GXR63	FEDERAL HOME LN	Interest	08/28/2023	Federal Home Loan			202,500.00	<b>202,500.00</b>
12953	100	3130AV7L0	FEDERAL HOME	Interest	08/28/2023	Federal Home Loan			461,805.56	<b>461,805.56</b>
12954	100	3130AV7L0	FEDERAL HOME	Interest	08/28/2023	Federal Home Loan			607,638.89	<b>607,638.89</b>
12991	100	3134GXR63	FEDERAL HOME LN	Interest	08/28/2023	Federal Home Loan			101,250.00	<b>101,250.00</b>
12991	100	3134GXR63	FEDERAL HOME LN	Accr Int	08/28/2023	Federal Home Loan		27,562.50	-27,562.50	<b>0.00</b>
13022	100	3130AL5A8	FEDERAL HOME	Interest	08/28/2023	Federal Home Loan			73,012.50	<b>73,012.50</b>
13022	100	3130AL5A8	FEDERAL HOME	Accr Int	08/28/2023	Federal Home Loan		26,771.25	-26,771.25	<b>0.00</b>
13045	100	3133EPLC7	FEDERAL FARM CR	Interest	08/28/2023	Federal Farm Credit			103,125.00	<b>103,125.00</b>

**Alameda County Investment Pool  
Transaction Activity Report  
Sorted by Fund - Transaction Date**

Investment #	Fund	CUSIP	Inv Descrip	TransactionType	TransactionDate	Issuer	New Principal	Principal Paydowns	Interest	Total Cash
13097	100	3134GXS47	FEDERAL HOME LN	Interest	08/28/2023	Federal Home Loan			147,000.00	<b>147,000.00</b>
13097	100	3134GXS47	FEDERAL HOME LN	Accr Int	08/28/2023	Federal Home Loan		122,500.00	-122,500.00	<b>0.00</b>
12974	100	313384LA5	FHLBDN DISC NOTE	Redemption	08/29/2023	Federal Home Loan		50,000,000.00		<b>50,000,000.00</b>
13001	100	313384LA5	FHLBDN DISC NOTE	Redemption	08/29/2023	Federal Home Loan		50,000,000.00		<b>50,000,000.00</b>
13007	100	89233HVV3	TOYOTA DISC NOTE	Redemption	08/29/2023	Toyota Motor Credit		50,000,000.00		<b>50,000,000.00</b>
11744	100	9128282D1	UNITED STATES	Redemption	08/31/2023	U.S. Treasury		50,000,000.00		<b>50,000,000.00</b>
11832	100	9128282D1	UNITED STATES	Redemption	08/31/2023	U.S. Treasury		50,000,000.00		<b>50,000,000.00</b>
12604	100	91282CCU3	UNITED STATES	Redemption	08/31/2023	U.S. Treasury		50,000,000.00		<b>50,000,000.00</b>
12605	100	91282CCU3	UNITED STATES	Redemption	08/31/2023	U.S. Treasury		50,000,000.00		<b>50,000,000.00</b>
11744	100	9128282D1	UNITED STATES	Interest	08/31/2023	U.S. Treasury			343,750.00	<b>343,750.00</b>
11832	100	9128282D1	UNITED STATES	Interest	08/31/2023	U.S. Treasury			343,750.00	<b>343,750.00</b>
12409	100	91282CBQ3	UNITED STATES	Interest	08/31/2023	U.S. Treasury			62,500.00	<b>62,500.00</b>
12604	100	91282CCU3	UNITED STATES	Interest	08/31/2023	U.S. Treasury			31,250.00	<b>31,250.00</b>
12605	100	91282CCU3	UNITED STATES	Interest	08/31/2023	U.S. Treasury			31,250.00	<b>31,250.00</b>
12635	100	89788JAA79	TRUIST 1.5% MAT	Interest	09/11/2023	Truist Bank			75,000.00	<b>75,000.00</b>
<b>Totals for General Fund</b>							<b>193,399,638.37</b>	<b>564,857,945.83</b>	<b>15,806,855.46</b>	<b>387,265,162.92</b>
<b>Grand Total</b>							<b>193,399,638.37</b>	<b>564,857,945.83</b>	<b>15,806,855.46</b>	<b>387,265,162.92</b>