



T R E A S U R E R - T A X C O L L E C T O R

HENRY C. LEVY  
TREASURER - TAX COLLECTOR

June 28, 2023

Board of Supervisors  
County of Alameda  
1221 Oak Street, 5<sup>th</sup> Floor  
Oakland, CA 94612

Dear Board Members:

**RE: Investment Report – May 2023**

In accordance with the Treasurer’s investment policy, submitted herewith is a report of the cash pool investments for the month of May 2023. Enclosed with this report is a detailed composition of all outstanding investments by securities category as of May 31, 2023. This report reflects the market value and cost of purchase. All investments in the Treasurer’s investment portfolio conform to the statutory requirements of Government Code Section 53601 et. seq., authorities delegated by the County Board of Supervisors and the Treasurer’s investment policy.

As of May 31, 2023

Treasurer’s Investment Pool – Book Value	\$ 10,072,997,287
Treasurer’s Investment Pool – Market Value	9,845,915,130
Total Cash in Bank	34,866,543
Total interest received during the month	21,190,259
Average Maturity of the portfolio	447 days
Annualized cash basis rate of return for the month	2.49%

Liquidity Summary of the Portfolio as of May 31, 2023

Maturity	Amount	Percentage Held
1 to 90 days	\$ 3,002,655,228	29.81%
91 to 365 days	2,156,689,562	21.41%
2 years	2,217,888,541	22.02%
3 years	1,871,289,169	18.58%
4 years	568,752,418	5.65%
5 years	255,722,369	2.54%
<b>Total</b>	<b>\$10,072,997,287</b>	<b>100.00%</b>

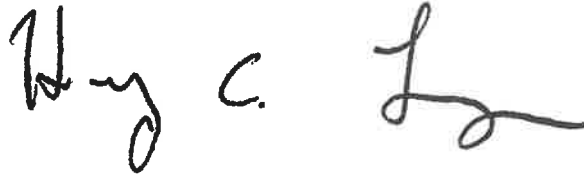
Conclusion

Based on investment activity during the month of May 2023, the Treasurer expects to meet all operating cash needs for the pool participants within the next six months from the portfolio's most liquid assets and current revenues. For your review, a copy of the Investment Status Report and transaction details for the month of May 2023 is attached and on file with the Office of the Clerk of the Board of Supervisors.

Vision 2026 Goal

The Investment Report meets the 10x goal of **Accessible Infrastructure** in support of our shared vision of **Prosperous and Vibrant Economy**.

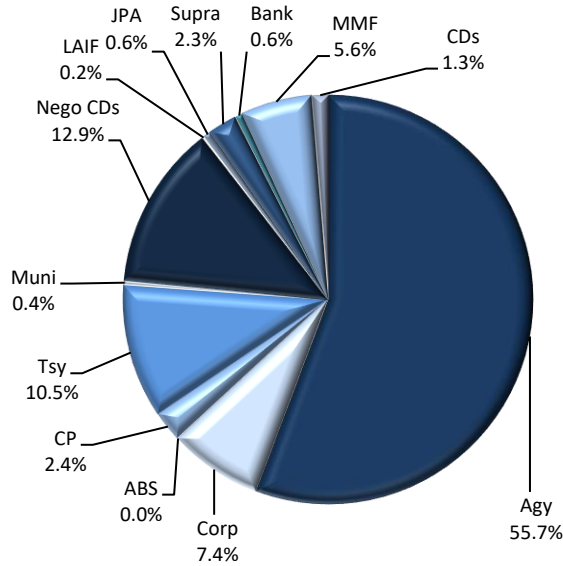
Very truly yours,

A handwritten signature in black ink, appearing to read "Henry C. Levy". The signature is written in a cursive style with a large initial "H" and a long, sweeping underline.

Henry C. Levy  
Treasurer – Tax Collector

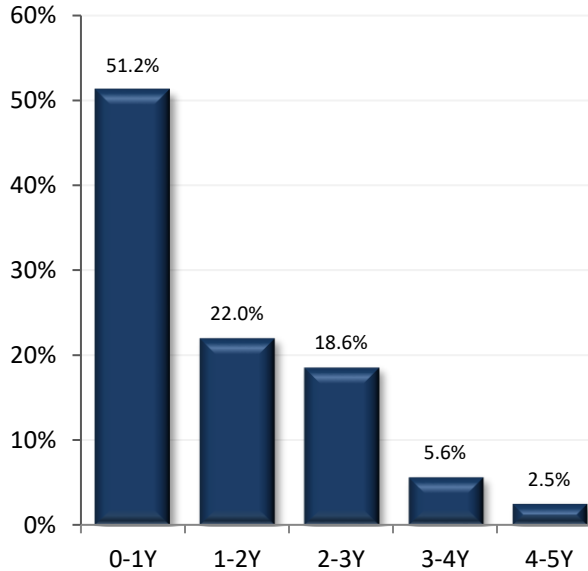
cc: Susan Muranishi, County Administrator  
Melissa Wilk, Auditor-Controller  
School District and Special District Participants  
Members of the Treasury Oversight Committee

**SECTOR ALLOCATION**



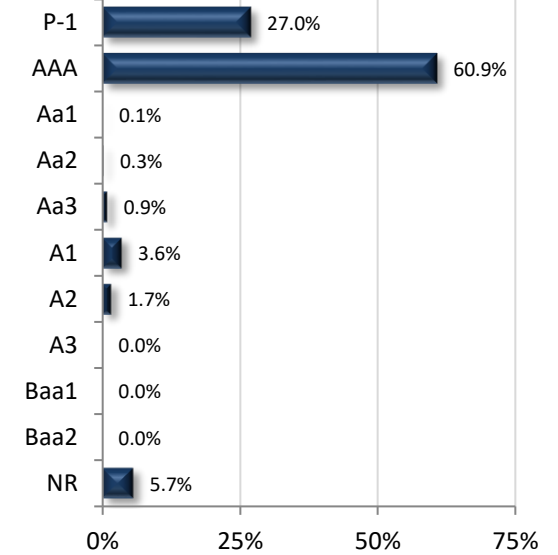
Per Book Value

**MATURITY DISTRIBUTION**



Per Book Value

**CREDIT QUALITY (MOODY'S)**



NR: Not Rated

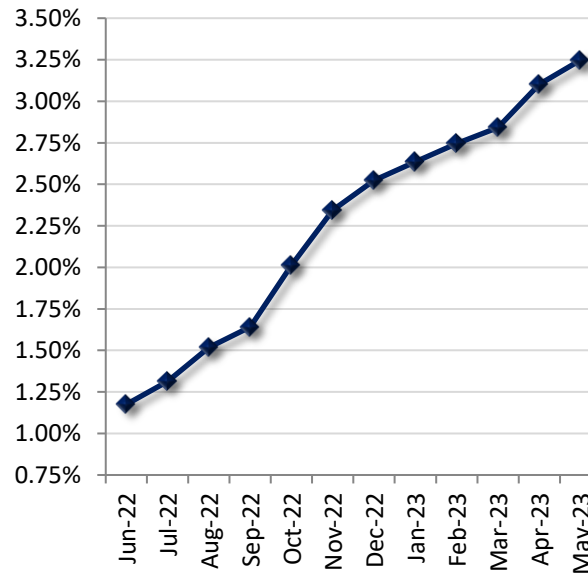
**ACCOUNT SUMMARY**

	5/31/23	4/30/23
<b>Market Value</b>	\$9,845,915,130	\$9,912,853,597
<b>Book Value*</b>	\$10,072,997,287	\$10,120,407,202
<b>Unrealized G/L</b>	-\$227,082,157	-\$207,553,605
<b>Par Value</b>	\$10,134,208,328	\$10,172,800,379
<b>Net Asset Value</b>	\$97.746	\$97.949
<b>Book Yield</b>	3.25%	3.10%
<b>Years to Maturity</b>	1.23	1.20
<b>Effective Duration</b>	0.98	0.96

\*Book Value is not Amortized

\*\*Note: 50mm maturity on 8/31 was credited the following business day and will show on our September 2019 reports.

**PORTFOLIO BOOK YIELD HISTORY**



**TOP ISSUERS**

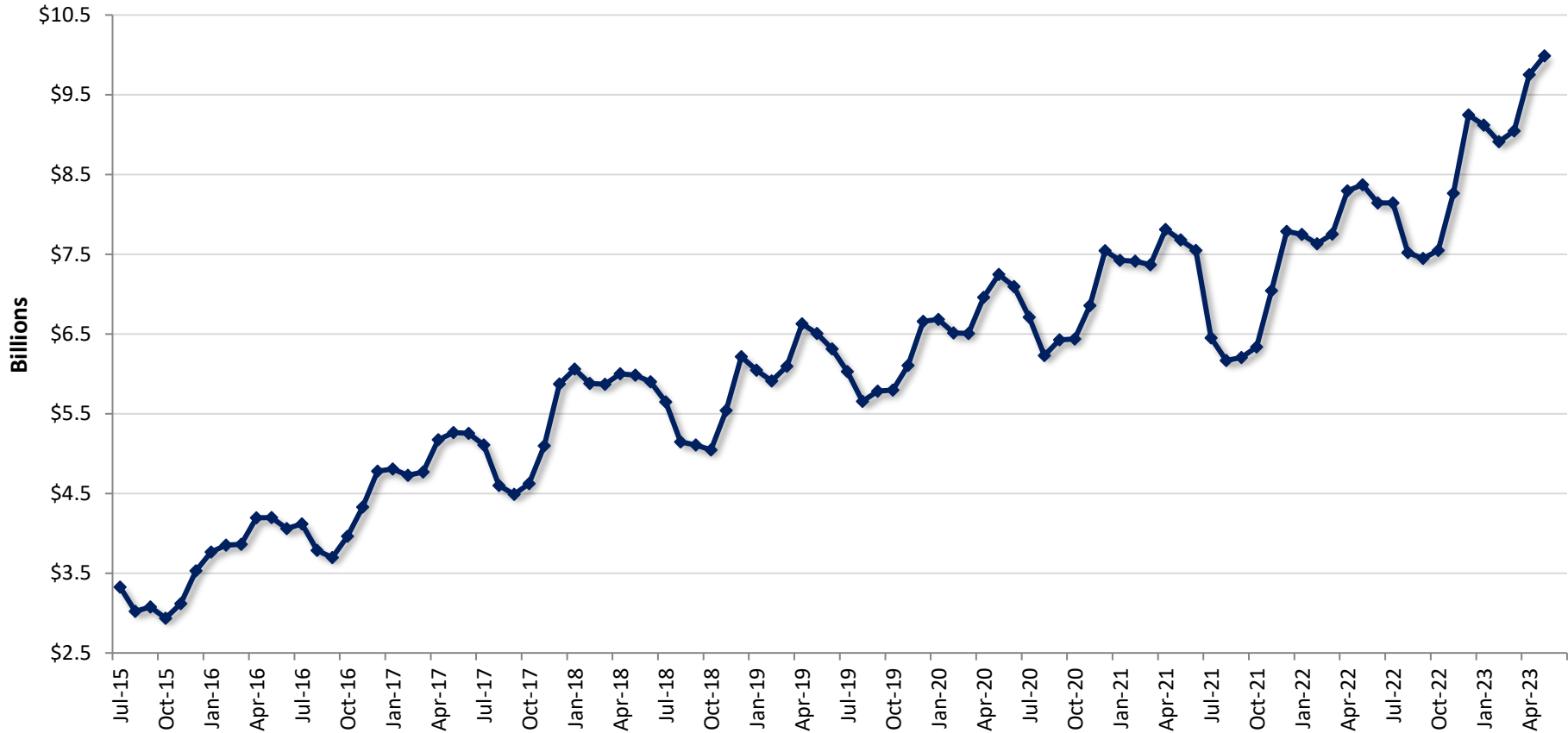
Issuer	% Portfolio
Federal Home Loan Bank	21.6%
Federal Home Loan Mtg Corp	11.3%
Federal Home Loan Bk Disc Note	9.7%
U.S. Treasury	9.6%
Federal National Mtg Assn	6.0%
Natixis North America	5.5%
Toronto Dominion Bank	3.7%
Farmer Mac	3.6%
Bank of Montreal	3.5%
Federal Farm Credit Bank	3.3%
State Street Institutional US	2.9%
Western Asset Govt 4512	2.5%
Toyota Motor Credit Corp	2.4%
International Bank Recon & D	1.3%
National Australia Bank	1.0%

Per Book Value

Item / Sector	Parameters	In Compliance
Weighted Average Maturity	Maximum WAM of 3.0 years	Yes 1.23 yrs
U.S. Treasury and Federal Agency Obligations	No sector limit; no issuer limit; max maturity 5 years	Yes 66.3%
Debt Issued by State of CA and Local Agencies within the State	20% limit; 5% issuer limit; Minimum rating of A by at least one NRSRO; max maturity 5 years	Yes 0.4%
LAIF	Maximum amount permitted by LAIF (currently \$75 million limit)	Yes \$22 Mil
Joint Powers Authority (CAMP)	Max Limit: Twice the limit of LAIF deposits (currently \$150 million limit)	Yes \$20 Mil
Joint Powers Authority (CalTrust)	Max Limit: Twice the limit of LAIF deposits (currently \$150 million limit)	Yes \$40 Mil
Money Market Mutual Funds	20% limit; 10% per fund limit; SEC registered with stable NAV; Rated AAAM or equivalent by at least two of the three rating agencies or meet advisor requirements	Yes 5.6%
Commercial Paper (Includes Asset Backed)	25% sector limit; 10% combined issuer limit; Max maturity of 270 days; Rated A-1, P-1, or F-1; Total assets over \$500mm; Asset Backed CP Must have program-wide credit enhancements	Yes 2.4%
Negotiable CDs	30% limit; 10% combined issuer limit; Minimum rating of A by rating agency if issued by domestic bank; Minimum rating of AA if a U.S. branch of a foreign bank; Max maturity of 1 year	Yes 12.9%
Collateralized/FDIC - Insured Time Deposits	Time deposits with banks and savings and loans associations located with the State, collateralized according to Government code	Yes 1.3%
Collateralized Money Market Bank Accounts	Deposit funds in interest-bearing active collateralized money market bank accounts	Yes 0.6%
Medium-Term Notes	30% limit; 10% combined issuer limit, Max maturity 5 years; Minimum rating of A or better by two NRSRO's	Yes 7.4%
Asset-Backed Securities	20% limit; 5% issuer limit; Max maturity of 5 years; Minimum rating of AA or better by rating agency	Yes 0.0%
Repurchase Agreement	20% limit; Max maturity of 180 days; Must have 102% collateral; Collateral of agency and treasuries with final maturity not to exceed 5 years	Yes 0.0%
Supranationals	30% limit; 15% issuer limit; Only IBRD, IFC, IADB; Max Maturity 5 years; Minimum rating of AA by a rating agency; max maturity of 5 years	Yes 2.3%
Floaters, Structured Notes, Derivatives	15% limit for treasuries, agencies, and munis	Yes 0.0%

**Historical Book Values  
5/31/2023**

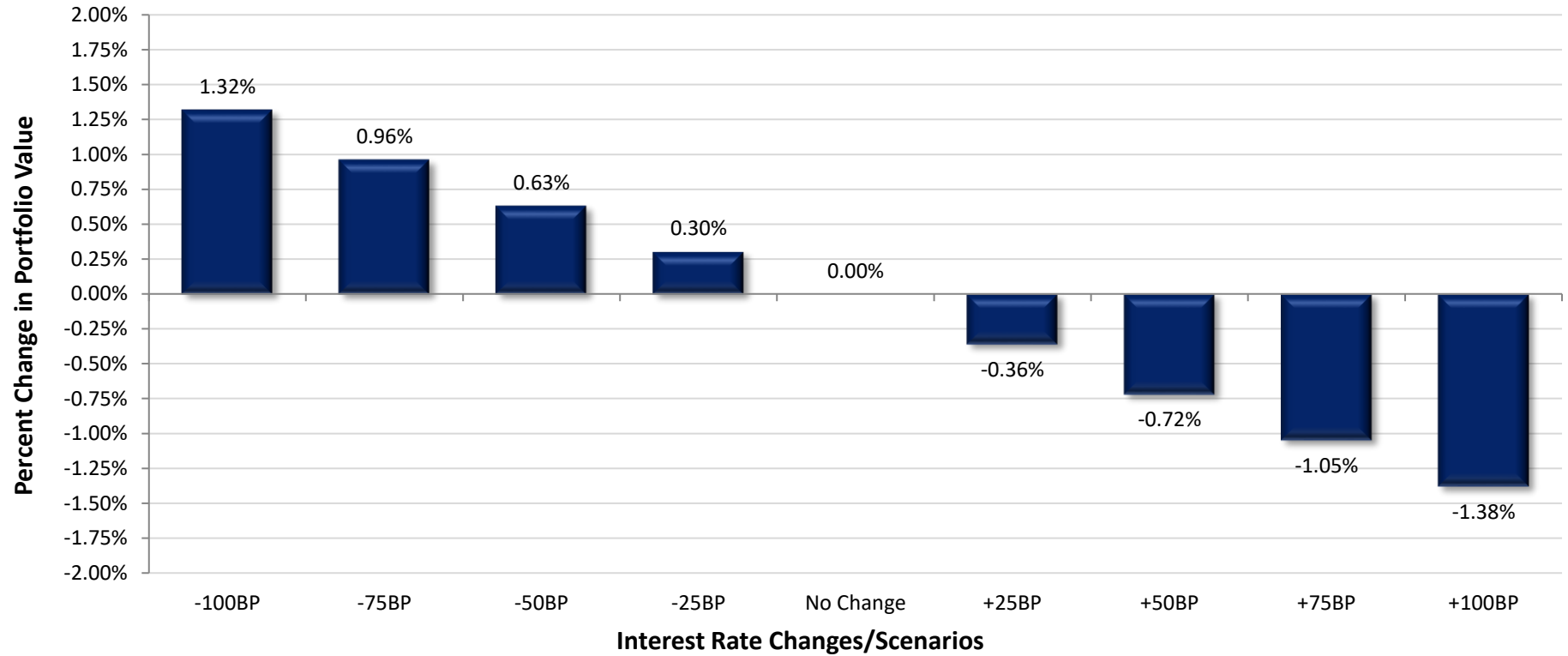
**County of Alameda**



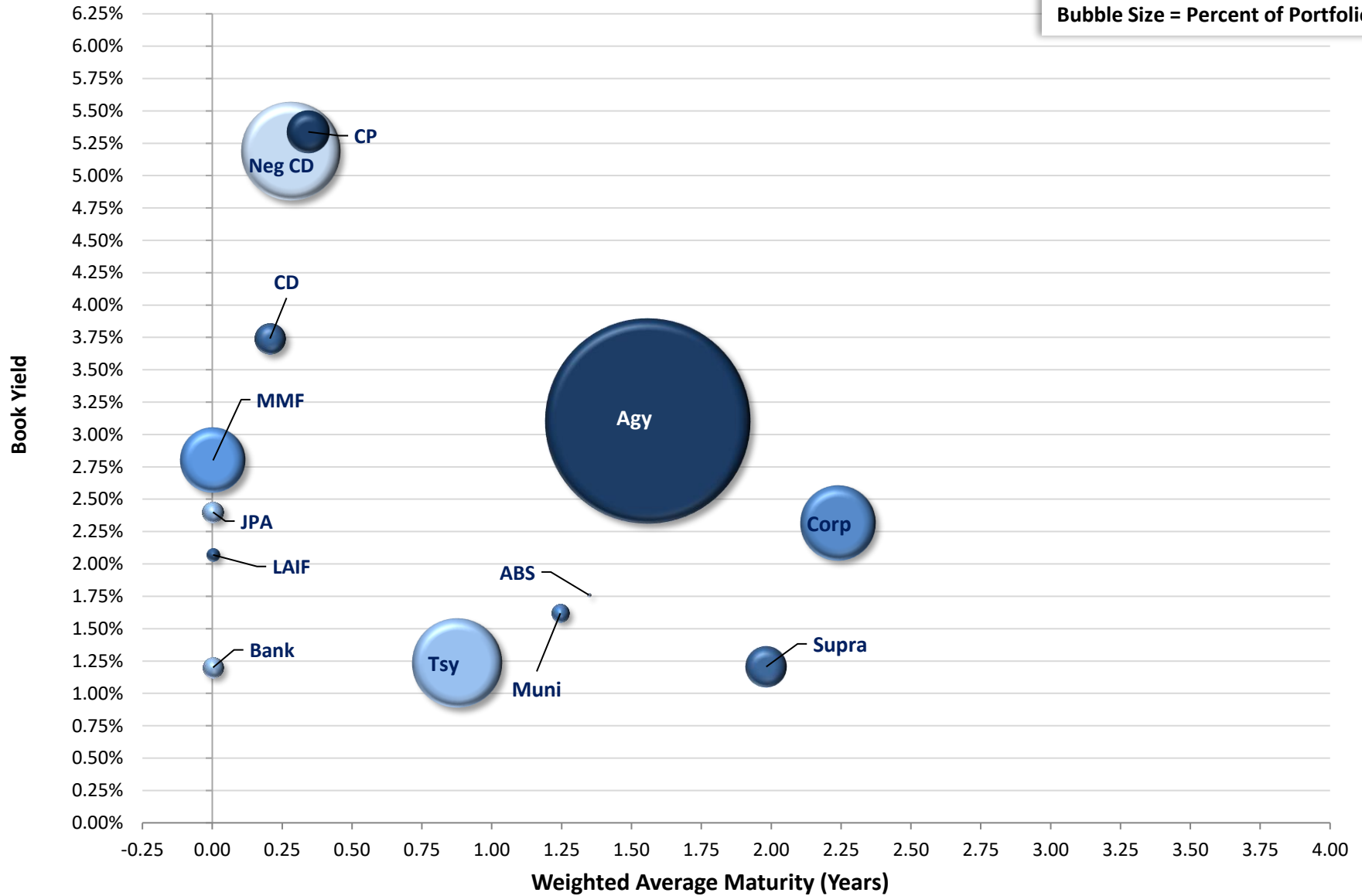
	Jul	Aug	Sep	Oct	Nov	Dec	Jan	Feb	Mar	Apr	May	Jun
<b>Fiscal Year 2016</b>	\$3.325	\$3.023	\$3.078	\$2.936	\$3.117	\$3.530	\$3.747	\$3.852	\$3.862	\$4.195	\$4.199	\$4.060
<b>Fiscal Year 2017</b>	\$4.120	\$3.786	\$3.698	\$3.962	\$4.328	\$4.781	\$4.807	\$4.726	\$4.767	\$5.174	\$5.263	\$5.253
<b>Fiscal Year 2018</b>	\$5.107	\$4.600	\$4.490	\$4.625	\$5.096	\$5.818	\$6.011	\$5.881	\$5.868	\$6.002	\$5.984	\$5.901
<b>Fiscal Year 2019</b>	\$5.648	\$5.146	\$5.108	\$5.047	\$5.540	\$6.217	\$6.047	\$5.912	\$6.093	\$6.626	\$6.507	\$6.311
<b>Fiscal Year 2020</b>	\$6.029	\$5.655	\$5.782	\$5.797	\$6.103	\$6.658	\$6.682	\$6.513	\$6.507	\$6.958	\$7.246	\$7.096
<b>Fiscal Year 2021</b>	\$6.711	\$6.231	\$6.426	\$6.439	\$6.857	\$7.543	\$7.422	\$7.412	\$7.369	\$7.811	\$7.680	\$7.546
<b>Fiscal Year 2022</b>	\$6.449	\$6.168	\$6.204	\$6.335	\$7.041	\$7.786	\$7.749	\$7.630	\$7.753	\$8.296	\$8.370	\$8.141
<b>Fiscal Year 2023</b>	\$8.142	\$7.519	\$7.446	\$7.549	\$8.265	\$9.247	\$9.120	\$8.912	\$9.045	\$9.752	\$9.988	

Figures in Billions, Average Daily Balance

Instantaneous Interest Rate Changes and Approximate Change in Portfolio's Market Value

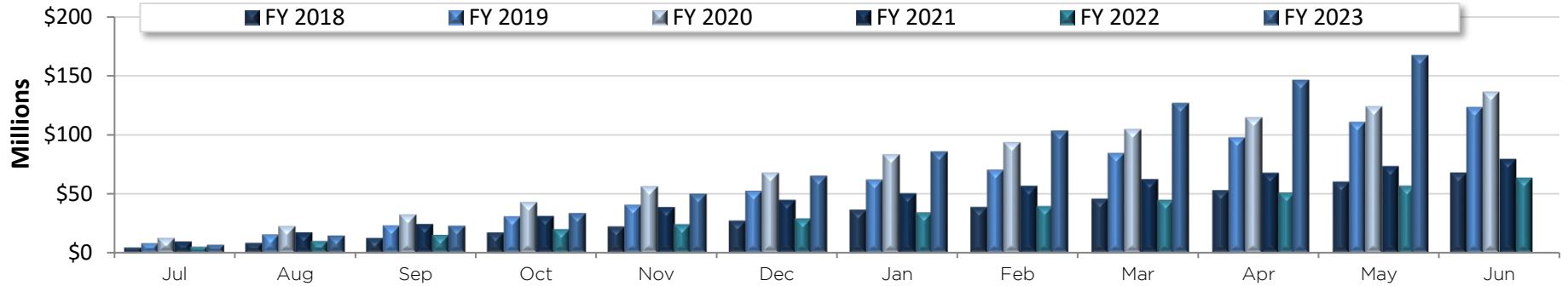


Int. Rate Change	Portfolio Value	Value Change	Percent Change
-100 Basis Points	\$9,975,881,210	\$129,966,080	1.32%
-75 Basis Points	\$9,940,790,368	\$94,875,238	0.96%
-50 Basis Points	\$9,908,298,848	\$62,383,718	0.63%
-25 Basis Points	\$9,875,807,328	\$29,892,198	0.30%
No Change	\$9,845,915,130	\$0	0.00%
+25 Basis Points	\$9,810,587,987	-\$35,327,143	-0.36%
+50 Basis Points	\$9,775,260,843	-\$70,654,287	-0.72%
+75 Basis Points	\$9,742,651,172	-\$103,263,958	-1.05%
+100 Basis Points	\$9,710,041,501	-\$135,873,629	-1.38%



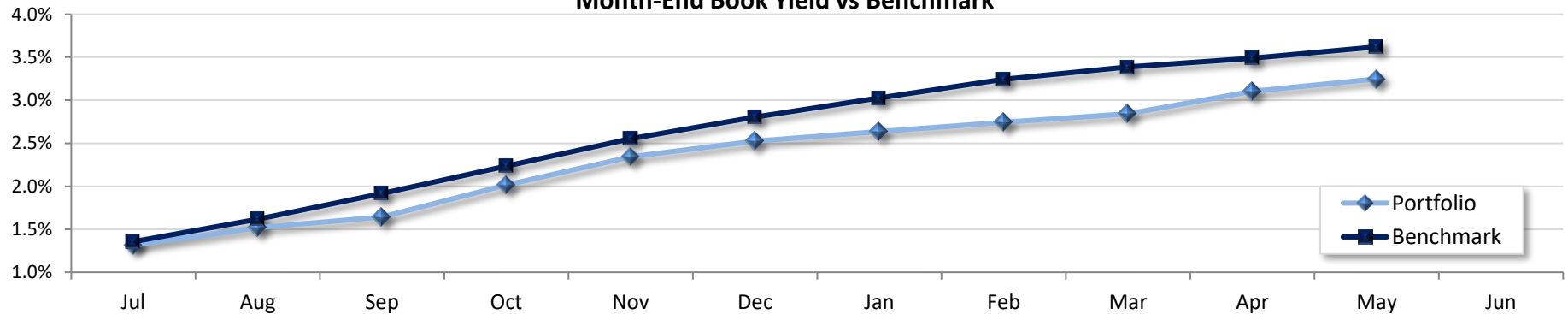
\*Note: Excludes Cash Balance

Fiscal Year-to-Date Earnings



Fiscal YTD (\$Mil)	Jul	Aug	Sep	Oct	Nov	Dec	Jan	Feb	Mar	Apr	May	Jun
FY 2018	\$4.6	\$8.7	\$12.8	\$17.3	\$22.4	\$27.3	\$36.5	\$38.8	\$45.9	\$53.0	\$60.3	\$67.8
FY 2019	\$8.4	\$15.8	\$23.5	\$31.1	\$40.7	\$52.6	\$62.1	\$70.3	\$84.4	\$97.7	\$110.6	\$123.0
FY 2020	\$12.7	\$22.7	\$32.4	\$42.8	\$56.2	\$67.5	\$83.2	\$93.3	\$104.2	\$114.2	\$123.6	\$135.9
FY 2021	\$9.9	\$17.5	\$24.4	\$31.0	\$38.5	\$44.5	\$50.1	\$56.3	\$61.7	\$67.1	\$72.6	\$78.7
FY 2022	\$5.3	\$10.2	\$15.4	\$20.3	\$24.5	\$29.3	\$34.3	\$39.5	\$45.0	\$50.9	\$56.8	\$63.4
FY 2023	\$7.1	\$14.9	\$23.2	\$33.8	\$50.4	\$65.6	\$86.0	\$103.7	\$127.1	\$146.8	\$167.5	

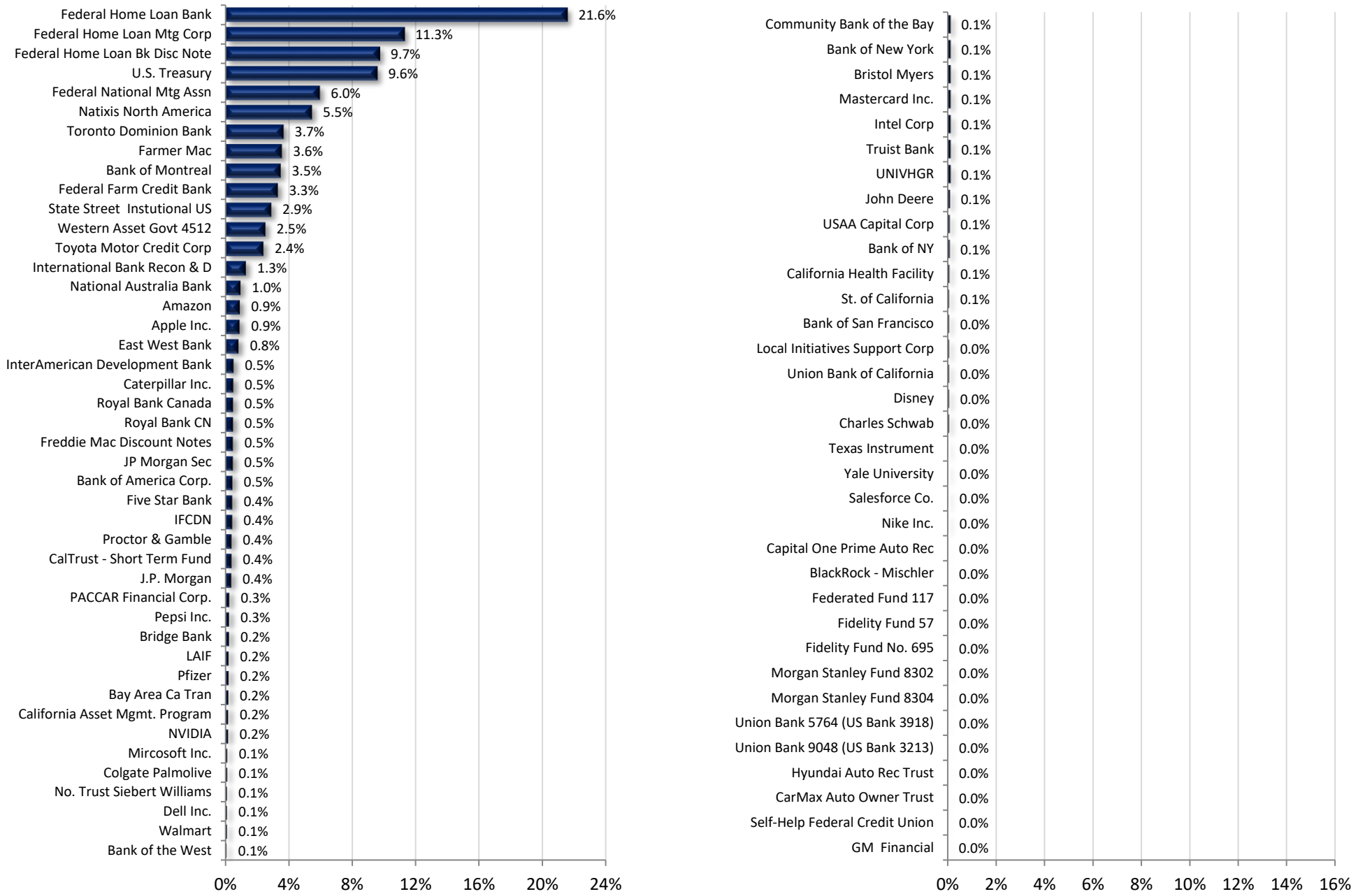
Month-End Book Yield vs Benchmark



	Jul	Aug	Sep	Oct	Nov	Dec	Jan	Feb	Mar	Apr	May	Jun
Month-End Book Yield	1.31%	1.52%	1.64%	2.01%	2.34%	2.52%	2.64%	2.75%	2.84%	3.10%	3.25%	
Benchmark	1.36%	1.62%	1.91%	2.24%	2.55%	2.81%	3.03%	3.24%	3.39%	3.49%	3.62%	
Variance	-0.04%	-0.10%	-0.27%	-0.22%	-0.21%	-0.28%	-0.39%	-0.50%	-0.55%	-0.39%	-0.37%	

Benchmark: ICE BofAML Indices 30MMA 10% 1-5yr Tsy, 35% 1-5yr Agy, 5% 1-5yr A-AAA Ex Yankee Corp, and 6MMA 10% 0-1yr Tsy, 20% 0-1yr Agy, 20% 0-1yr A-AAA Corp





**Alameda County Investment Pool  
Portfolio Management  
Portfolio Summary  
May 31, 2023**

Investments	Par Value	Market Value	Book Value	% of Portfolio	Days to Maturity	YTM 365 Equiv.
Non-Negotiable CDs	130,230,000.00	130,230,000.00	130,230,000.00	1.29	75	3.741
Local Agency Investment Funds	22,000,000.00	22,000,000.00	22,000,000.00	0.22	1	2.740
Joint Powers Authority	60,000,000.00	60,000,000.00	60,000,000.00	0.60	1	4.493
Money Market Mutual Funds	565,000,000.00	565,000,000.00	565,000,000.00	5.61	1	4.959
Money Market Bank Accounts	57,000,000.00	57,000,000.00	57,000,000.00	0.57	1	4.263
Negotiable CDs	1,300,000,000.00	1,298,622,500.00	1,300,000,000.00	12.91	103	5.189
Corporate Notes	747,673,000.00	714,014,896.46	744,621,100.57	7.39	817	2.315
Washington Supranational Obligation	230,000,000.00	215,383,615.00	229,524,789.00	2.28	724	1.206
Commercial Paper Disc. -Amortizing	250,000,000.00	245,135,500.00	243,752,722.22	2.42	125	5.338
Agency Bullets (Aaa/AA+)	1,276,568,000.00	1,237,227,664.60	1,269,505,949.00	12.60	479	2.230
Federal Agency Disc. -Amortizing	1,050,000,000.00	1,040,716,000.00	1,030,000,451.50	10.23	64	5.018
Treasury Notes and Bonds	1,075,000,000.00	1,038,773,750.00	1,062,312,457.13	10.55	320	1.234
Agency Callables (Aaa/AA+)	3,328,005,000.00	3,180,594,664.70	3,315,616,424.30	32.92	761	2.841
Asset Backed Securities	1,937,327.89	1,932,108.66	1,927,617.65	0.02	492	1.760
Municipal Bonds	40,795,000.00	39,284,430.60	41,505,775.80	0.41	455	1.619
	<b>10,134,208,327.89</b>	<b>9,845,915,130.02</b>	<b>10,072,997,287.17</b>	<b>100.00%</b>	<b>447</b>	<b>3.248</b>
<b>Investments</b>						

Total Earnings	May 31 Month Ending	Fiscal Year To Date
Current Year	20,692,996.92	167,480,536.80
<b>Average Daily Balance</b>	<b>9,987,813,885.23</b>	<b>8,633,965,026.97</b>
<b>Effective Rate of Return</b>	<b>2.44%</b>	<b>2.11%</b>

Henry C. Levy, Treasurer - Tax Collector

Reporting period 05/01/2023-05/31/2023

Run Date: 06/27/2023 - 15:39

Portfolio POOL  
RC  
PM (PRF\_PM1) 7.3.0  
Report Ver. 7.3.6.1

**Alameda County Investment Pool  
Portfolio Management  
Portfolio Details - Investments  
May 31, 2023**

CUSIP	Investment #	Issuer	Average Balance	Purchase Date	Par Value	Market Value	Book Value	Stated Rate	YTM	Days to Maturity	Maturity Date
<b>Non-Negotiable CDs</b>											
SYS12797	12797	Bank of San Francisco		08/04/2022	5,000,000.00	5,000,000.00	5,000,000.00	3.030	3.072	64	08/04/2023
SYS12818	12818	Bridge Bank		10/04/2022	25,000,000.00	25,000,000.00	25,000,000.00	4.000	4.056	124	10/03/2023
SYS12817	12817	Community Bank of the Bay		09/08/2022	10,000,000.00	10,000,000.00	10,000,000.00	4.000	4.056	99	09/08/2023
SYS12767	12767	East West Bank		06/30/2022	25,000,000.00	25,000,000.00	25,000,000.00	3.000	3.042	29	06/30/2023
SYS12919	12919	East West Bank		01/23/2023	20,000,000.00	20,000,000.00	20,000,000.00	2.900	2.940	53	07/24/2023
SYS12943	12943	East West Bank		02/15/2023	40,000,000.00	40,000,000.00	40,000,000.00	4.800	4.867	46	07/17/2023
SYS12964	12964	Self-Help Federal Credit Union		03/13/2023	230,000.00	230,000.00	230,000.00	0.400	0.406	287	03/14/2024
SYS13031	13031	Union Bank of California		05/10/2023	5,000,000.00	5,000,000.00	5,000,000.00	0.050	0.051	344	05/10/2024
<b>Subtotal and Average</b>			<b>130,294,516.13</b>		<b>130,230,000.00</b>	<b>130,230,000.00</b>	<b>130,230,000.00</b>		<b>3.741</b>	<b>75</b>	
<b>Local Agency Investment Funds</b>											
SYS10285	10285	LAIF		07/01/2018	22,000,000.00	22,000,000.00	22,000,000.00	2.740	2.740	1	
<b>Subtotal and Average</b>			<b>62,322,580.65</b>		<b>22,000,000.00</b>	<b>22,000,000.00</b>	<b>22,000,000.00</b>		<b>2.740</b>	<b>1</b>	
<b>Joint Powers Authority</b>											
SYS10470	10470	California Asset Mgmt. Program		07/01/2018	20,000,000.00	20,000,000.00	20,000,000.00	5.160	5.160	1	
SYS12895	12895	CalTRUST - Liquidity Fund		12/09/2022	0.00	0.00	0.00	4.800	4.800	1	
SYS10472	10472	CalTrust - Short Term Fund		07/01/2018	40,000,000.00	40,000,000.00	40,000,000.00	4.160	4.160	1	
<b>Subtotal and Average</b>			<b>60,000,000.00</b>		<b>60,000,000.00</b>	<b>60,000,000.00</b>	<b>60,000,000.00</b>		<b>4.493</b>	<b>1</b>	
<b>Money Market Mutual Funds</b>											
09250C721	12656	BlackRock - Mischler		03/03/2022	1,000,000.00	1,000,000.00	1,000,000.00	4.780	4.780	1	
608919718	11093	Federated Fund 117		07/01/2018	1,000,000.00	1,000,000.00	1,000,000.00	4.920	4.920	1	
316175504	10274	Fidelity Fund No. 695		07/01/2018	1,000,000.00	1,000,000.00	1,000,000.00	4.980	4.980	1	
316175108	11090	Fidelity Fund 57		07/01/2018	1,000,000.00	1,000,000.00	1,000,000.00	4.980	4.980	1	
61747C707	10280	Morgan Stanley Fund 8302		07/01/2018	1,000,000.00	1,000,000.00	1,000,000.00	5.000	5.000	1	
61747C582	11089	Morgan Stanley Fund 8304		07/01/2018	1,000,000.00	1,000,000.00	1,000,000.00	4.950	4.950	1	
665279840	12588	No. Trust Siebert Williams		12/06/2021	12,000,000.00	12,000,000.00	12,000,000.00	4.930	4.930	1	
SYS12009	12009	State Street Institutional US		02/11/2020	292,000,000.00	292,000,000.00	292,000,000.00	4.960	4.960	1	
52470G791	10318	Western Asset Govt 4512		07/01/2018	255,000,000.00	255,000,000.00	255,000,000.00	4.960	4.960	1	
<b>Subtotal and Average</b>			<b>452,354,838.71</b>		<b>565,000,000.00</b>	<b>565,000,000.00</b>	<b>565,000,000.00</b>		<b>4.959</b>	<b>1</b>	
<b>Money Market Bank Accounts</b>											
SYS12169	12169	Five Star Bank		11/12/2019	45,000,000.00	45,000,000.00	45,000,000.00	5.000	5.000	1	
SYS12601	12601	Bank of the West		12/22/2021	10,000,000.00	10,000,000.00	10,000,000.00	1.570	1.570	1	

**Alameda County Investment Pool  
Portfolio Management  
Portfolio Details - Investments  
May 31, 2023**

CUSIP	Investment #	Issuer	Average Balance	Purchase Date	Par Value	Market Value	Book Value	Stated Rate	YTM 365	Days to Maturity	Maturity Date
<b>Money Market Bank Accounts</b>											
SYS10286	10286	California Bank & Trust		07/01/2018	0.00	0.00	0.00	1.090	1.090	1	
SYS10290	10290	Union Bank 5764 (US Bank 3918)		07/01/2018	1,000,000.00	1,000,000.00	1,000,000.00	1.150	1.150	1	
SYS10291	10291	Union Bank 9048 (US Bank 3213)		07/01/2018	1,000,000.00	1,000,000.00	1,000,000.00	1.150	1.150	1	
<b>Subtotal and Average</b>			<b>57,000,000.00</b>		<b>57,000,000.00</b>	<b>57,000,000.00</b>	<b>57,000,000.00</b>		<b>4.263</b>	<b>1</b>	
<b>Negotiable CDs</b>											
06367CXQ5	12794	Bank of Montreal		08/30/2022	50,000,000.00	49,895,500.00	50,000,000.00	4.120	4.177	55	07/26/2023
06367CZ42	12832	Bank of Montreal		10/28/2022	50,000,000.00	49,999,500.00	50,000,000.00	5.270	5.343	20	06/21/2023
06367CZ83	12833	Bank of Montreal		10/28/2022	50,000,000.00	49,988,500.00	50,000,000.00	5.330	5.404	55	07/26/2023
06367D3W3	12916	Bank of Montreal		01/18/2023	50,000,000.00	49,970,000.00	50,000,000.00	5.020	5.090	55	07/26/2023
06367D6A8	13003	Bank of Montreal		04/21/2023	50,000,000.00	49,893,500.00	50,000,000.00	5.440	5.516	242	01/29/2024
06367D6U4	13028	Bank of Montreal		05/10/2023	50,000,000.00	49,839,000.00	50,000,000.00	5.340	5.414	272	02/28/2024
63873QXM1	12831	Natixis North America		10/28/2022	50,000,000.00	50,001,500.00	50,000,000.00	5.270	5.343	26	06/27/2023
63873QXR0	12840	Natixis North America		11/03/2022	50,000,000.00	50,027,500.00	50,000,000.00	5.560	5.637	55	07/26/2023
63873QZV9	12913	Natixis North America		01/10/2023	50,000,000.00	49,998,500.00	50,000,000.00	5.040	5.110	6	06/07/2023
63873QZW7	12914	Natixis North America		01/10/2023	50,000,000.00	49,997,000.00	50,000,000.00	5.150	5.222	62	08/02/2023
63873QD76	12955	Natixis North America		03/06/2023	50,000,000.00	49,930,000.00	50,000,000.00	5.390	5.465	146	10/25/2023
63873QE75	12983	Natixis North America		04/10/2023	50,000,000.00	49,942,000.00	50,000,000.00	5.420	5.495	146	10/25/2023
63873QE83	12984	Natixis North America		04/10/2023	50,000,000.00	49,932,500.00	50,000,000.00	5.420	5.495	160	11/08/2023
63873QF66	12997	Natixis North America		04/20/2023	50,000,000.00	49,957,000.00	50,000,000.00	5.450	5.526	132	10/11/2023
63873QF82	13008	Natixis North America		04/24/2023	50,000,000.00	49,891,000.00	50,000,000.00	5.460	5.536	244	01/31/2024
63873QG57	13025	Natixis North America		05/10/2023	50,000,000.00	49,848,500.00	50,000,000.00	5.350	5.424	258	02/14/2024
63873QG40	13026	Natixis North America		05/10/2023	50,000,000.00	49,860,000.00	50,000,000.00	5.350	5.424	244	01/31/2024
78015JHA8	12812	Royal Bank Canada		09/29/2022	50,000,000.00	49,945,500.00	50,000,000.00	4.730	4.796	55	07/26/2023
78015JCS4	12795	Royal Bank CN		08/31/2022	50,000,000.00	49,898,500.00	50,000,000.00	4.150	4.208	56	07/27/2023
89115BNS5	12793	Toronto Dominion Bank		08/30/2022	50,000,000.00	49,911,500.00	50,000,000.00	4.110	4.167	55	07/26/2023
89115BXN5	12809	Toronto Dominion Bank		09/29/2022	100,000,000.00	99,921,000.00	100,000,000.00	4.750	4.816	55	07/26/2023
89115BA75	12830	Toronto Dominion Bank		10/28/2022	50,000,000.00	50,002,000.00	50,000,000.00	5.270	5.343	26	06/27/2023
89115BAB6	12834	Toronto Dominion Bank		10/28/2022	50,000,000.00	50,006,500.00	50,000,000.00	5.340	5.414	55	07/26/2023
89115BHP8	12861	Toronto Dominion Bank		11/29/2022	50,000,000.00	50,003,500.00	50,000,000.00	5.280	5.353	28	06/29/2023
89115BXB1	12956	Toronto Dominion Bank		03/06/2023	50,000,000.00	49,962,500.00	50,000,000.00	5.310	5.384	104	09/13/2023
<b>Subtotal and Average</b>			<b>1,337,096,774.19</b>		<b>1,300,000,000.00</b>	<b>1,298,622,500.00</b>	<b>1,300,000,000.00</b>		<b>5.189</b>	<b>103</b>	
<b>Corporate Notes</b>											
037833DM9	11851	Apple Inc.		09/11/2019	3,000,000.00	2,895,330.00	2,993,160.00	1.800	1.848	468	09/11/2024
037833DM9	11943	Apple Inc.		12/12/2019	9,000,000.00	8,685,990.00	8,918,370.00	1.800	2.001	468	09/11/2024

**Alameda County Investment Pool  
Portfolio Management  
Portfolio Details - Investments  
May 31, 2023**

CUSIP	Investment #	Issuer	Average Balance	Purchase Date	Par Value	Market Value	Book Value	Stated Rate	YTM	Days to 365 Maturity	Maturity Date
<b>Corporate Notes</b>											
037833DT4	12133	Apple Inc.		05/11/2020	5,000,000.00	4,685,050.00	4,991,050.00	1.125	1.162	710	05/11/2025
037833DX5	12200	Apple Inc.		08/20/2020	5,000,000.00	4,599,350.00	4,988,200.00	0.550	0.598	811	08/20/2025
037833DX5	12201	Apple Inc.		08/20/2020	5,000,000.00	4,599,350.00	4,988,200.00	0.550	0.598	811	08/20/2025
037833EB2	12387	Apple Inc.		02/08/2021	20,000,000.00	18,187,200.00	19,955,000.00	0.746	0.792	983	02/08/2026
037833DB3	12935	Apple Inc.		02/07/2023	21,646,000.00	20,590,973.96	20,561,557.05	2.900	4.106	1,564	09/12/2027
037833ES5	13029	Apple Inc.		05/10/2023	10,000,000.00	10,023,200.00	10,000,000.00	4.421	4.421	1,072	05/08/2026
037833ET3	13030	Apple Inc.		05/10/2023	15,000,000.00	14,936,400.00	14,971,050.00	4.000	4.043	1,805	05/10/2028
023135BQ8	12162	Amazon		06/10/2020	5,000,000.00	4,644,550.00	4,995,350.00	0.800	0.819	733	06/03/2025
023135BQ8	12163	Amazon		06/10/2020	5,000,000.00	4,644,550.00	4,993,750.00	0.800	0.826	733	06/03/2025
023135BQ8	12166	Amazon		06/11/2020	10,000,000.00	9,289,100.00	9,990,700.00	0.800	0.819	733	06/03/2025
023135BX3	12443	Amazon		05/12/2021	10,000,000.00	9,068,300.00	9,956,800.00	1.000	1.089	1,076	05/12/2026
023135BW5	12444	Amazon		05/12/2021	3,000,000.00	2,864,490.00	2,995,620.00	0.450	0.499	346	05/12/2024
023135CF1	12686	Amazon		04/13/2022	7,000,000.00	6,746,460.00	6,985,580.00	3.300	3.345	1,412	04/13/2027
023135CD6	12687	Amazon		04/13/2022	10,000,000.00	9,806,000.00	10,000,000.00	2.730	2.730	317	04/13/2024
023135CE4	12688	Amazon		04/13/2022	13,000,000.00	12,645,100.00	12,979,330.00	3.000	3.050	682	04/13/2025
023135CN4	12883	Amazon		12/01/2022	15,000,000.00	15,043,350.00	14,999,100.00	4.600	4.602	914	12/01/2025
023135CM6	12884	Amazon		12/01/2022	15,000,000.00	14,999,550.00	14,989,950.00	4.700	4.736	547	11/29/2024
06051GJG5	12241	Bank of America Corp.		09/25/2020	8,000,000.00	7,497,520.00	8,000,000.00	0.981	0.981	847	09/25/2025
06051GJG5	12242	Bank of America Corp.		09/25/2020	3,000,000.00	2,811,570.00	3,000,000.00	0.981	0.981	847	09/25/2025
06048WM31	12453	Bank of America Corp.		05/28/2021	10,000,000.00	8,685,600.00	10,000,000.00	1.250	1.250	1,092	05/28/2026
06048WM64	12482	Bank of America Corp.		07/07/2021	10,000,000.00	8,740,500.00	9,975,000.00	1.200	1.252	1,120	06/25/2026
06048WP46	12517	Bank of America Corp.		09/27/2021	10,000,000.00	9,169,000.00	10,000,000.00	0.750	0.750	665	03/27/2025
06048WN63	12530	Bank of America Corp.		10/08/2021	4,898,000.00	4,306,370.58	4,844,122.00	1.150	1.382	1,197	09/10/2026
06406RBC0	12699	Bank of New York		04/26/2022	10,000,000.00	9,631,700.00	9,998,600.00	3.350	3.355	694	04/25/2025
06406RAL1	12153	Bank of NY		06/01/2020	6,540,000.00	6,261,199.80	6,848,426.40	2.100	1.001	511	10/24/2024
06368EA36	12336	Bank of Montreal		12/08/2020	10,000,000.00	9,742,100.00	9,993,500.00	0.450	0.472	190	12/08/2023
06368FAA7	12508	Bank of Montreal		09/15/2021	5,000,000.00	4,924,250.00	4,995,800.00	0.400	0.442	106	09/15/2023
06368FAC3	12509	Bank of Montreal		09/15/2021	6,000,000.00	5,303,760.00	5,989,860.00	1.250	1.285	1,202	09/15/2026
06368FAE9	12625	Bank of Montreal		01/10/2022	10,000,000.00	9,410,300.00	9,994,700.00	1.500	1.518	589	01/10/2025
06368FAG4	12657	Bank of Montreal		03/08/2022	15,000,000.00	14,597,850.00	14,989,500.00	2.150	2.186	281	03/08/2024
06368D3S1	12746	Bank of Montreal		06/07/2022	6,000,000.00	5,815,440.00	5,998,620.00	3.700	3.708	737	06/07/2025
110122DN5	12302	Bristol Myers		11/13/2020	5,000,000.00	4,571,550.00	4,991,900.00	0.750	0.783	896	11/13/2025
110122DT2	12303	Bristol Myers		11/13/2020	5,000,000.00	4,893,400.00	5,000,000.00	0.537	0.537	165	11/13/2023
14913R2F3	12222	Caterpillar Inc.		09/14/2020	10,000,000.00	9,874,900.00	9,993,200.00	0.450	0.473	105	09/14/2023
14913R2U0	12620	Caterpillar Inc.		01/10/2022	5,000,000.00	4,553,250.00	4,997,600.00	1.700	1.710	1,317	01/08/2027
14913R2S5	12621	Caterpillar Inc.		01/10/2022	10,000,000.00	9,737,700.00	9,998,400.00	0.950	0.958	223	01/10/2024

**Alameda County Investment Pool  
Portfolio Management  
Portfolio Details - Investments  
May 31, 2023**

CUSIP	Investment #	Issuer	Average Balance	Purchase Date	Par Value	Market Value	Book Value	Stated Rate	YTM	Days to 365 Maturity	Maturity Date
<b>Corporate Notes</b>											
14913R3B1	12912	Caterpillar Inc.		01/06/2023	7,000,000.00	7,035,210.00	6,998,250.00	4.800	4.809	950	01/06/2026
14913UAA8	13033	Caterpillar Inc.		05/15/2023	20,000,000.00	19,901,800.00	19,990,600.00	4.350	4.367	1,079	05/15/2026
194162AM5	12777	Colgate Palmolive		08/09/2022	3,000,000.00	2,923,560.00	2,997,240.00	3.100	3.114	806	08/15/2025
194162AR4	12950	Colgate Palmolive		03/01/2023	5,000,000.00	5,103,000.00	4,994,900.00	4.600	4.623	1,735	03/01/2028
194162AQ6	12951	Colgate Palmolive		03/01/2023	5,000,000.00	5,077,150.00	4,994,200.00	4.800	4.842	1,005	03/02/2026
24422EVH9	12157	John Deere		06/04/2020	3,000,000.00	2,986,380.00	2,997,540.00	0.700	0.727	34	07/05/2023
24422EVJ5	12259	John Deere		10/09/2020	2,000,000.00	1,963,880.00	1,997,680.00	0.400	0.439	131	10/10/2023
24422EVX4	12622	John Deere		01/10/2022	3,000,000.00	2,918,910.00	2,999,520.00	0.900	0.908	223	01/10/2024
24422EWA3	12623	Dell Inc.		01/10/2022	5,000,000.00	4,542,300.00	4,997,150.00	1.700	1.712	1,320	01/11/2027
24422EYV2	12624	Dell Inc.		01/10/2022	7,000,000.00	6,613,950.00	6,996,710.00	1.250	1.266	589	01/10/2025
254687FN1	12066	Disney		03/23/2020	5,000,000.00	4,878,150.00	4,997,254.44	3.350	3.360	662	03/24/2025
31422XXA5	12690	Farmer Mac		04/08/2022	20,000,000.00	19,474,800.00	20,000,000.00	2.570	2.571	393	06/28/2024
458140BP4	12069	Intel Corp		03/25/2020	10,000,000.00	9,768,700.00	9,984,500.00	3.400	3.434	663	03/25/2025
46647PBS4	12226	J.P. Morgan		09/16/2020	4,000,000.00	3,939,760.00	4,000,000.00	0.653	0.653	473	09/16/2024
46647PBY1	12396	J.P. Morgan		02/16/2021	5,000,000.00	4,818,500.00	5,000,000.00	0.563	0.563	626	02/16/2025
48128G3N8	12454	J.P. Morgan		05/28/2021	5,000,000.00	4,351,400.00	5,000,000.00	1.200	1.200	1,092	05/28/2026
46647PCH7	12455	J.P. Morgan		06/01/2021	5,000,000.00	4,750,200.00	5,000,000.00	0.824	0.824	731	06/01/2025
48128G3V0	12459	J.P. Morgan		06/11/2021	10,000,000.00	8,705,700.00	10,000,000.00	1.150	1.150	1,106	06/11/2026
48128G4R8	12486	J.P. Morgan		08/17/2021	10,000,000.00	8,505,000.00	9,990,000.00	1.150	1.171	1,173	08/17/2026
53961LAH2	12402	Local Initiatives Support Corp		02/25/2021	5,000,000.00	4,820,600.00	5,000,000.00	0.500	0.500	259	02/15/2024
57636QAW4	12960	Mastercard Inc.		03/09/2023	10,000,000.00	10,248,400.00	9,990,300.00	4.875	4.897	1,743	03/09/2028
594918BQ6	11783	Mircosoft Inc.		06/27/2019	4,157,000.00	4,136,880.12	4,160,450.31	2.000	1.979	68	08/08/2023
594918BY9	12932	Mircosoft Inc.		02/06/2023	5,000,000.00	4,889,050.00	4,867,300.00	3.300	4.025	1,346	02/06/2027
594918BY9	12933	Mircosoft Inc.		02/06/2023	5,000,000.00	4,889,050.00	4,863,500.00	3.300	4.046	1,346	02/06/2027
654106AH6	12074	Nike Inc.		03/27/2020	3,000,000.00	2,887,380.00	2,995,920.00	2.400	2.429	665	03/27/2025
67066GAL8	12679	NVIDIA		04/22/2022	20,000,000.00	19,059,400.00	19,115,528.89	0.584	2.824	379	06/14/2024
69371RQ66	12006	PACCAR Financial Corp.		02/06/2020	10,000,000.00	9,491,100.00	9,991,900.00	1.800	1.817	616	02/06/2025
69371RS49	12981	PACCAR Financial Corp.		03/30/2023	17,000,000.00	16,970,930.00	16,988,610.00	4.450	4.474	1,033	03/30/2026
713448EQ7	12045	Pepsi Inc.		03/19/2020	2,500,000.00	2,399,750.00	2,498,236.67	2.250	2.265	657	03/19/2025
713448EQ7	12047	Pepsi Inc.		03/19/2020	5,000,000.00	4,799,500.00	4,996,450.00	2.250	2.265	657	03/19/2025
713448EQ7	12051	Pepsi Inc.		03/20/2020	5,000,000.00	4,799,500.00	4,991,650.00	2.250	2.286	657	03/19/2025
713448FB9	12257	Pepsi Inc.		10/07/2020	10,000,000.00	9,820,900.00	9,994,300.00	0.400	0.120	128	10/07/2023
713448FQ6	12942	Pepsi Inc.		02/15/2023	3,000,000.00	3,016,080.00	2,998,260.00	4.550	4.571	988	02/13/2026
717081EX7	12151	Pfizer		05/28/2020	5,000,000.00	4,643,400.00	4,968,800.00	0.800	0.928	727	05/28/2025
716973AA0	13039	Pfizer		05/19/2023	10,000,000.00	9,976,600.00	9,994,300.00	4.650	4.680	718	05/19/2025
716973AB8	13040	Pfizer		05/19/2023	7,000,000.00	6,963,950.00	6,991,810.00	4.450	4.492	1,083	05/19/2026

**Alameda County Investment Pool  
Portfolio Management  
Portfolio Details - Investments  
May 31, 2023**

CUSIP	Investment #	Issuer	Average Balance	Purchase Date	Par Value	Market Value	Book Value	Stated Rate	YTM	Days to Maturity	Maturity Date
<b>Corporate Notes</b>											
742718FL8	12280	Proctor & Gamble		10/29/2020	5,000,000.00	4,567,750.00	4,991,900.00	0.550	0.583	881	10/29/2025
742718FL8	12633	Proctor & Gamble		01/31/2022	8,752,000.00	7,995,389.60	8,392,292.80	0.550	1.687	881	10/29/2025
742718FV6	12637	Proctor & Gamble		02/01/2022	20,000,000.00	18,519,400.00	19,971,600.00	1.900	1.930	1,341	02/01/2027
742718FY0	12923	Proctor & Gamble		01/26/2023	3,000,000.00	2,986,110.00	2,997,990.00	4.100	4.124	970	01/26/2026
742718FZ7	12924	Proctor & Gamble		01/26/2023	4,000,000.00	3,981,080.00	3,995,880.00	3.950	3.973	1,700	01/26/2028
808513BR5	12445	Charles Schwab		05/13/2021	4,000,000.00	3,508,160.00	3,990,720.00	1.150	1.198	1,077	05/13/2026
808513BY0	12655	Charles Schwab		03/03/2022	1,000,000.00	894,870.00	998,920.00	2.450	2.473	1,371	03/03/2027
79466LAG9	12484	Salesforce Co.		07/12/2021	3,000,000.00	2,853,690.00	2,998,470.00	0.625	0.640	410	07/15/2024
89114QCP1	12365	Toronto Dominion Bank		01/06/2021	10,000,000.00	8,948,500.00	9,985,300.00	0.750	0.780	950	01/06/2026
89114TZK1	12591	Toronto Dominion Bank		12/13/2021	10,000,000.00	9,398,600.00	9,992,700.00	1.250	1.275	561	12/13/2024
89236TGX7	12081	Toyota Motor Credit Corp		04/01/2020	6,000,000.00	5,798,340.00	5,988,960.00	3.000	3.040	670	04/01/2025
89236TJH9	12464	Toyota Motor Credit Corp		06/18/2021	15,000,000.00	14,275,200.00	14,982,150.00	0.500	0.540	383	06/18/2024
89236TJN6	12506	Toyota Motor Credit Corp		09/13/2021	5,000,000.00	4,728,050.00	4,997,650.00	0.625	0.641	470	09/13/2024
89236TKC8	12758	Toyota Motor Credit Corp		06/30/2022	10,000,000.00	9,839,200.00	9,990,500.00	3.950	3.984	760	06/30/2025
89236TKJ3	13043	Toyota Motor Credit Corp		05/25/2023	11,180,000.00	11,148,472.40	11,234,282.01	4.550	4.635	1,572	09/20/2027
89788JAA79	12635	Truist Bank		01/31/2022	10,000,000.00	9,196,800.00	9,930,500.00	1.500	1.542	648	03/10/2025
882508BK9	12507	Texas Instrument		09/15/2021	3,000,000.00	2,701,080.00	3,000,000.00	1.125	1.125	1,202	09/15/2026
90327QD71	12449	USAA Capital Corp		05/21/2021	7,000,000.00	6,699,140.00	6,987,540.00	0.500	0.572	335	05/01/2024
931142EK5	11536	Walmart		06/27/2018	2,000,000.00	1,997,300.00	1,999,460.00	3.400	3.406	25	06/26/2023
931142ER0	12512	Walmart		09/17/2021	3,000,000.00	2,703,240.00	2,994,330.00	1.050	1.089	1,204	09/17/2026
931142EW9	12800	Walmart		09/09/2022	7,000,000.00	6,929,230.00	6,995,100.00	3.900	3.925	831	09/09/2025
98459LAA1	12160	Yale University		06/09/2020	3,000,000.00	2,792,220.00	3,000,000.00	0.873	0.873	684	04/15/2025
<b>Subtotal and Average</b>			<b>718,056,245.24</b>		<b>747,673,000.00</b>	<b>714,014,896.46</b>	<b>744,621,100.57</b>		<b>2.315</b>	<b>817</b>	
<b>Washington Supranational Obligation</b>											
45818WCS3	11932	InterAmerican Development Bank		12/03/2019	10,000,000.00	9,527,400.00	9,991,000.00	1.700	1.719	533	11/15/2024
45818WCS3	11950	InterAmerican Development Bank		12/16/2019	25,000,000.00	23,818,500.00	24,891,000.00	1.700	1.793	533	11/15/2024
45818WDA1	12412	InterAmerican Development Bank		03/11/2021	18,000,000.00	16,532,100.00	17,952,714.00	0.800	0.854	1,007	03/04/2026
459058JL8	12277	International Bank Recon & D		10/28/2020	15,000,000.00	13,724,250.00	14,983,050.00	0.500	0.523	880	10/28/2025
459058JM6	12312	International Bank Recon & D		11/24/2020	20,000,000.00	19,512,600.00	19,957,000.00	0.250	0.322	176	11/24/2023
459058JM6	12313	International Bank Recon & D		11/24/2020	15,000,000.00	14,634,450.00	14,967,750.00	0.250	0.322	176	11/24/2023
459058JE4	12358	International Bank Recon & D		12/23/2020	10,000,000.00	9,198,200.00	9,984,000.00	0.375	0.410	788	07/28/2025
459058JS3	12390	International Bank Recon & D		02/10/2021	15,000,000.00	13,426,950.00	15,000,000.00	0.650	0.650	985	02/10/2026
45905U5Y6	12400	International Bank Recon & D		02/18/2021	9,500,000.00	8,082,790.00	9,492,875.00	0.600	0.615	993	02/18/2026
45905U5Y6	12401	International Bank Recon & D		02/18/2021	10,000,000.00	8,508,200.00	10,000,000.00	0.600	0.600	993	02/18/2026
45906M2L4	12414	International Bank Recon & D		03/12/2021	15,000,000.00	13,584,300.00	14,857,500.00	0.650	0.846	999	02/24/2026

Portfolio POOL  
RC  
PM (PRF\_PM2) 7.3.0

**Alameda County Investment Pool  
Portfolio Management  
Portfolio Details - Investments  
May 31, 2023**

CUSIP	Investment #	Issuer	Average Balance	Purchase Date	Par Value	Market Value	Book Value	Stated Rate	YTM	Days to Maturity	Maturity Date
<b>Washington Supranational Obligation</b>											
45906M3C3	12669	International Bank Recon & D		03/29/2022	7,500,000.00	7,313,775.00	7,494,150.00	2.250	2.290	301	03/28/2024
45906M3K5	12815	International Bank Recon & D		09/30/2022	15,000,000.00	14,971,200.00	15,000,000.00	4.500	4.500	1,582	09/30/2027
45950VNP7	11974	IFCDN		01/17/2020	25,000,000.00	23,760,500.00	24,953,750.00	1.680	1.719	589	01/10/2025
45950VPX8	12446	IFCDN		05/14/2021	10,000,000.00	9,023,900.00	10,000,000.00	0.860	0.860	1,078	05/14/2026
45950VQS8	12573	IFCDN		11/24/2021	10,000,000.00	9,764,500.00	10,000,000.00	0.610	0.610	176	11/24/2023
<b>Subtotal and Average</b>			<b>229,524,789.00</b>		<b>230,000,000.00</b>	<b>215,383,615.00</b>	<b>229,524,789.00</b>		<b>1.206</b>	<b>724</b>	
<b>Commercial Paper Disc. -Amortizing</b>											
46640QUU3	12917	JP Morgan Sec		01/19/2023	50,000,000.00	49,578,000.00	48,709,583.33	4.890	5.118	57	07/28/2023
89233HUM4	13006	Toyota Motor Credit Corp		04/24/2023	50,000,000.00	49,630,000.00	49,370,555.56	5.150	5.288	50	07/21/2023
89233HVV3	13007	Toyota Motor Credit Corp		04/24/2023	50,000,000.00	49,327,500.00	49,079,250.00	5.220	5.392	89	08/29/2023
89233GA48	13024	Toyota Motor Credit Corp		05/09/2023	100,000,000.00	96,600,000.00	96,593,333.33	5.110	5.446	217	01/04/2024
<b>Subtotal and Average</b>			<b>218,825,410.39</b>		<b>250,000,000.00</b>	<b>245,135,500.00</b>	<b>243,752,722.22</b>		<b>5.338</b>	<b>125</b>	
<b>Agency Bullets (Aaa/AA+)</b>											
31422BFL9	11755	Farmer Mac		05/10/2019	25,000,000.00	24,464,000.00	25,000,000.00	2.400	2.400	274	03/01/2024
31422BFK1	11756	Farmer Mac		05/10/2019	25,000,000.00	24,378,750.00	25,000,000.00	2.400	2.400	335	05/01/2024
31422BJB7	11793	Farmer Mac		07/22/2019	25,000,000.00	24,508,000.00	25,000,000.00	1.970	1.970	215	01/02/2024
31422BPC8	11911	Farmer Mac		11/20/2019	20,000,000.00	19,656,800.00	20,000,000.00	1.720	1.720	172	11/20/2023
31422BQK9	11955	Farmer Mac		12/20/2019	25,000,000.00	23,976,500.00	24,988,750.00	1.690	1.700	477	09/20/2024
31422BQW3	11956	Farmer Mac		12/20/2019	40,000,000.00	39,531,600.00	40,000,000.00	1.740	1.740	123	10/02/2023
31422BYV6	12115	Farmer Mac		04/27/2020	35,000,000.00	34,751,150.00	34,979,000.00	0.550	0.569	56	07/27/2023
31422XE40	12785	Farmer Mac		08/19/2022	15,000,000.00	14,666,700.00	15,000,000.00	4.000	4.000	634	02/24/2025
31422X3G5	13044	Farmer Mac		05/26/2023	15,000,000.00	15,025,200.00	15,000,000.00	5.000	5.000	1,821	05/26/2028
3133EKQU3	11778	Federal Farm Credit Bank		06/21/2019	30,000,000.00	29,064,900.00	29,984,700.00	1.950	1.961	378	06/13/2024
3133EKTV8	11784	Federal Farm Credit Bank		07/02/2019	12,000,000.00	11,599,200.00	11,998,320.00	1.900	1.903	396	07/01/2024
3133EKZK5	11812	Federal Farm Credit Bank		08/14/2019	20,000,000.00	19,851,200.00	19,992,000.00	1.600	1.610	74	08/14/2023
3133EKA63	11814	Federal Farm Credit Bank		08/16/2019	10,000,000.00	9,622,100.00	9,982,800.00	1.600	1.636	442	08/16/2024
3133ELZM9	12140	Federal Farm Credit Bank		05/15/2020	25,000,000.00	23,153,000.00	24,953,225.00	0.500	0.538	713	05/14/2025
3133ENKS8	12627	Federal Farm Credit Bank		01/11/2022	7,500,000.00	7,092,000.00	7,483,125.00	1.125	1.202	585	01/06/2025
3133ENZS2	12755	Federal Farm Credit Bank		06/28/2022	10,000,000.00	9,795,300.00	9,994,805.00	3.100	3.127	393	06/28/2024
3133ENZ37	12845	Federal Farm Credit Bank		11/10/2022	18,500,000.00	18,528,675.00	18,497,040.00	4.875	4.886	589	01/10/2025
3133EPAF2	12937	Federal Farm Credit Bank		02/08/2023	20,000,000.00	19,917,800.00	19,990,000.00	4.750	4.802	252	02/08/2024
3133EPBF1	12947	Federal Farm Credit Bank		02/21/2023	15,500,000.00	15,450,555.00	15,479,230.00	4.875	4.969	447	08/21/2024
3133EPCX1	12961	Federal Farm Credit Bank		03/10/2023	10,000,000.00	10,195,700.00	9,991,900.00	4.375	4.393	1,744	03/10/2028
3133EPGS8	13009	Federal Farm Credit Bank		04/24/2023	15,000,000.00	14,936,400.00	14,998,650.00	4.250	4.257	784	07/24/2025



**Alameda County Investment Pool  
Portfolio Management  
Portfolio Details - Investments  
May 31, 2023**

CUSIP	Investment #	Issuer	Average Balance	Purchase Date	Par Value	Market Value	Book Value	Stated Rate	YTM	Days to 365 Maturity	Maturity Date
<b>Agency Bullets (Aaa/AA+)</b>											
3133EPJX4	13035	Federal Farm Credit Bank		05/17/2023	10,000,000.00	9,831,500.00	9,938,639.90	3.625	1.215	992	02/17/2026
3133EPKA2	13037	Federal Farm Credit Bank		05/18/2023	15,000,000.00	14,860,050.00	14,992,695.00	4.000	4.025	809	08/18/2025
3133EPLC7	13045	Federal Farm Credit Bank		05/26/2023	10,000,000.00	9,980,200.00	9,990,800.00	4.125	4.163	1,001	02/26/2026
3133EPLD5	13046	Federal Farm Credit Bank		05/30/2023	10,000,000.00	10,020,300.00	9,982,500.00	3.875	3.914	1,825	05/30/2028
3130AGWK7	11815	Federal Home Loan Bank		08/16/2019	12,000,000.00	11,515,080.00	11,971,800.00	1.500	2.136	441	08/15/2024
3130AGWK7	11816	Federal Home Loan Bank		08/16/2019	20,000,000.00	19,191,800.00	19,953,000.00	1.500	1.549	441	08/15/2024
3130AGWK7	11817	Federal Home Loan Bank		08/16/2019	20,000,000.00	19,191,800.00	19,953,000.00	1.500	1.549	441	08/15/2024
3130AK5E2	12220	Federal Home Loan Bank		09/11/2020	2,000,000.00	1,829,720.00	1,994,000.00	0.375	0.436	826	09/04/2025
3130APU29	12551	Federal Home Loan Bank		11/12/2021	12,800,000.00	12,523,520.00	12,794,112.00	0.500	0.523	161	11/09/2023
3130APU29	12552	Federal Home Loan Bank		11/12/2021	20,000,000.00	19,568,000.00	19,990,800.00	0.500	0.523	161	11/09/2023
3130AQF57	12598	Federal Home Loan Bank		12/22/2021	25,000,000.00	24,357,750.00	24,945,000.00	0.625	0.736	204	12/22/2023
3130AQF40	12599	Federal Home Loan Bank		12/22/2021	25,000,000.00	23,618,250.00	24,978,098.58	1.000	1.030	568	12/20/2024
3130AQF65	12600	Federal Home Loan Bank		12/22/2021	25,000,000.00	22,774,000.00	24,925,261.74	1.250	1.311	1,299	12/21/2026
3130ASDS5	12745	Federal Home Loan Bank		06/10/2022	20,000,000.00	19,519,400.00	19,953,600.00	2.750	2.867	393	06/28/2024
3130ASME6	12768	Federal Home Loan Bank		07/08/2022	15,000,000.00	14,674,950.00	14,970,900.00	3.000	3.101	403	07/08/2024
3130ASME6	12769	Federal Home Loan Bank		07/08/2022	10,000,000.00	9,783,300.00	9,980,600.00	3.000	3.101	403	07/08/2024
3130ASME6	12770	Federal Home Loan Bank		07/08/2022	5,000,000.00	4,891,650.00	4,990,300.00	3.000	3.101	403	07/08/2024
3130ATPY7	12822	Federal Home Loan Bank		10/19/2022	9,500,000.00	9,453,355.00	9,477,580.00	4.500	4.644	379	06/14/2024
3130ATQ91	12825	Federal Home Loan Bank		10/20/2022	10,750,000.00	10,716,137.50	10,747,312.50	4.625	4.651	141	10/20/2023
3130ATT31	12829	Federal Home Loan Bank		10/28/2022	15,000,000.00	14,914,800.00	14,983,650.00	4.500	4.561	490	10/03/2024
3130AUCS1	12909	Federal Home Loan Bank		12/21/2022	5,000,000.00	4,985,800.00	5,000,000.00	4.750	4.750	203	12/21/2023
3130ATVD6	12949	Federal Home Loan Bank		02/28/2023	5,000,000.00	4,992,950.00	4,982,000.00	4.875	5.120	470	09/13/2024
3130AV7L0	12953	Federal Home Loan Bank		03/03/2023	19,000,000.00	19,121,220.00	18,974,920.00	5.000	5.071	638	02/28/2025
3130AV7L0	12954	Federal Home Loan Bank		03/03/2023	25,000,000.00	25,159,500.00	24,967,000.00	5.000	5.071	638	02/28/2025
3137EAEN5	11520	Federal Home Loan Mtg Corp		06/11/2018	15,000,000.00	14,976,600.00	14,918,400.00	2.750	2.867	18	06/19/2023
3137EAEP0	12014	Federal Home Loan Mtg Corp		02/14/2020	15,000,000.00	14,244,600.00	14,988,450.00	1.500	1.516	622	02/12/2025
3137EAEP0	12015	Federal Home Loan Mtg Corp		02/14/2020	10,000,000.00	9,496,400.00	9,992,300.00	1.500	1.516	622	02/12/2025
31422BG53	12179	Federal Home Loan Mtg Corp		06/29/2020	15,000,000.00	14,762,250.00	14,988,000.00	0.350	0.375	120	09/29/2023
3137EAEU9	12195	Federal Home Loan Mtg Corp		07/23/2020	10,000,000.00	9,169,500.00	9,950,200.00	0.375	0.727	781	07/21/2025
3137EAUV7	12204	Federal Home Loan Mtg Corp		08/21/2020	10,000,000.00	9,880,900.00	9,989,800.00	0.250	0.284	84	08/24/2023
3137EAUV7	12205	Federal Home Loan Mtg Corp		08/21/2020	10,000,000.00	9,880,900.00	9,989,800.00	0.250	0.284	84	08/24/2023
3137EAEZ8	12291	Federal Home Loan Mtg Corp		11/05/2020	10,000,000.00	9,789,400.00	9,991,000.00	0.250	0.280	158	11/06/2023
3137EAEZ8	12293	Federal Home Loan Mtg Corp		11/05/2020	10,000,000.00	9,789,400.00	9,991,000.00	0.250	0.280	158	11/06/2023
3137EAF2	12331	Federal Home Loan Mtg Corp		12/04/2020	15,000,000.00	14,606,400.00	14,985,150.00	0.250	0.283	186	12/04/2023
3137EAF2	12332	Federal Home Loan Mtg Corp		12/04/2020	10,000,000.00	9,737,600.00	9,990,100.00	0.250	0.283	186	12/04/2023
3137EAFX3	12405	Federal Home Loan Mtg Corp		02/26/2021	15,000,000.00	13,689,600.00	14,747,400.00	0.375	0.750	845	09/23/2025

**Alameda County Investment Pool  
Portfolio Management  
Portfolio Details - Investments  
May 31, 2023**

CUSIP	Investment #	Issuer	Average Balance	Purchase Date	Par Value	Market Value	Book Value	Stated Rate	YTM 365	Days to Maturity	Maturity Date
<b>Agency Bullets (Aaa/AA+)</b>											
3137EAEX3	13004	Federal Home Loan Mtg Corp		04/21/2023	25,000,000.00	22,816,000.00	22,840,606.42	0.375	4.174	845	09/23/2025
3134GW5P7	13036	Federal Home Loan Mtg Corp		05/17/2023	34,018,000.00	30,903,652.10	31,182,502.86	0.600	4.240	879	10/27/2025
3135G0U43	11568	Federal National Mtg Assn		09/14/2018	20,000,000.00	19,864,000.00	19,918,000.00	2.875	2.964	103	09/12/2023
3135G0V34	11657	Federal National Mtg Assn		02/08/2019	20,000,000.00	19,619,800.00	19,925,600.00	2.500	2.580	249	02/05/2024
3135G0V34	11658	Federal National Mtg Assn		02/08/2019	20,000,000.00	19,619,800.00	19,925,600.00	2.500	2.580	249	02/05/2024
3135G0V75	11788	Federal National Mtg Assn		07/08/2019	20,000,000.00	19,353,800.00	19,924,200.00	1.750	1.830	397	07/02/2024
3135G0W66	11872	Federal National Mtg Assn		10/18/2019	20,000,000.00	19,161,000.00	19,965,800.00	1.625	1.661	502	10/15/2024
3135G0W66	11875	Federal National Mtg Assn		10/18/2019	25,000,000.00	23,951,250.00	24,957,250.00	1.625	1.661	502	10/15/2024
3135G0W66	11876	Federal National Mtg Assn		10/18/2019	25,000,000.00	23,951,250.00	24,957,250.00	1.625	1.661	502	10/15/2024
3135G0W66	11918	Federal National Mtg Assn		11/22/2019	25,000,000.00	23,951,250.00	24,939,515.00	1.625	1.677	502	10/15/2024
3135G0X24	11969	Federal National Mtg Assn		01/10/2020	20,000,000.00	19,061,000.00	19,936,200.00	1.625	1.692	586	01/07/2025
3135G0X24	11970	Federal National Mtg Assn		01/10/2020	20,000,000.00	19,061,000.00	19,936,200.00	1.625	1.692	586	01/07/2025
3135G04Z3	12171	Federal National Mtg Assn		06/19/2020	20,000,000.00	18,468,000.00	19,958,600.00	0.500	0.542	747	06/17/2025
3135G04Z3	12172	Federal National Mtg Assn		06/19/2020	15,000,000.00	13,851,000.00	14,968,950.00	0.500	0.542	747	06/17/2025
3135G05G4	12183	Federal National Mtg Assn		07/10/2020	10,000,000.00	9,943,900.00	9,978,500.00	0.250	0.322	39	07/10/2023
3135G06G3	12299	Federal National Mtg Assn		11/12/2020	18,000,000.00	16,416,000.00	17,935,560.00	0.500	0.573	890	11/07/2025
3135G06H1	12321	Federal National Mtg Assn		11/25/2020	15,000,000.00	14,618,700.00	14,982,900.00	0.250	0.288	179	11/27/2023
3135GADM0	12907	Federal National Mtg Assn		12/20/2022	15,000,000.00	14,952,150.00	15,000,000.00	5.000	5.000	202	12/20/2023
<b>Subtotal and Average</b>			<b>1,250,785,913.54</b>		<b>1,276,568,000.00</b>	<b>1,237,227,664.60</b>	<b>1,269,505,949.00</b>		<b>2.230</b>	<b>479</b>	
<b>Federal Agency Disc. -Amortizing</b>											
313384JQ3	12905	Federal Home Loan Bk Disc Note		12/19/2022	50,000,000.00	49,620,000.00	48,613,000.00	4.560	4.802	55	07/26/2023
313384JQ3	12906	Federal Home Loan Bk Disc Note		12/19/2022	50,000,000.00	49,620,000.00	48,613,000.00	4.560	4.802	55	07/26/2023
313384GX1	12931	Federal Home Loan Bk Disc Note		01/31/2023	50,000,000.00	49,914,500.00	49,120,625.00	4.690	4.907	14	06/15/2023
313384SW0	12938	Federal Home Loan Bk Disc Note		02/10/2023	50,000,000.00	48,305,000.00	47,583,444.44	4.780	5.099	253	02/09/2024
313384SW0	12939	Federal Home Loan Bk Disc Note		02/10/2023	50,000,000.00	48,305,000.00	47,583,444.44	4.780	5.099	253	02/09/2024
313384HT9	12962	Federal Home Loan Bk Disc Note		03/13/2023	50,000,000.00	49,765,000.00	49,230,500.00	5.074	5.074	34	07/05/2023
313384GP8	12963	Federal Home Loan Bk Disc Note		03/13/2023	50,000,000.00	49,963,500.00	49,422,486.11	4.835	5.028	6	06/07/2023
313384HK8	12967	Federal Home Loan Bk Disc Note		03/14/2023	50,000,000.00	49,841,500.00	49,281,770.83	4.925	5.137	26	06/27/2023
313384GN3	12968	Federal Home Loan Bk Disc Note		03/16/2023	50,000,000.00	49,969,500.00	49,449,916.67	4.830	5.020	5	06/06/2023
313384GN3	12969	Federal Home Loan Bk Disc Note		03/16/2023	50,000,000.00	49,969,500.00	49,449,916.67	4.830	5.020	5	06/06/2023
313384GH6	12970	Federal Home Loan Bk Disc Note		03/16/2023	50,000,000.00	50,000,000.00	49,484,527.78	4.820	5.006	0	06/01/2023
313384LA5	12974	Federal Home Loan Bk Disc Note		03/22/2023	50,000,000.00	49,383,500.00	48,928,888.89	4.820	5.063	89	08/29/2023
313384GH6	12976	Federal Home Loan Bk Disc Note		03/27/2023	50,000,000.00	50,000,000.00	49,570,083.33	4.690	4.863	0	06/01/2023
313384JX8	12977	Federal Home Loan Bk Disc Note		03/27/2023	50,000,000.00	49,570,000.00	49,155,555.56	4.750	4.967	62	08/02/2023
313384JH3	12985	Federal Home Loan Bk Disc Note		04/11/2023	50,000,000.00	49,668,000.00	49,344,125.00	4.770	4.969	48	07/19/2023

**Alameda County Investment Pool  
Portfolio Management  
Portfolio Details - Investments  
May 31, 2023**

CUSIP	Investment #	Issuer	Average Balance	Purchase Date	Par Value	Market Value	Book Value	Stated Rate	YTM 365	Days to Maturity	Maturity Date
<b>Federal Agency Disc. -Amortizing</b>											
313384KM0	12998	Federal Home Loan Bk Disc Note		04/20/2023	50,000,000.00	49,473,000.00	49,203,500.00	4.860	5.077	76	08/16/2023
313384MF3	12999	Federal Home Loan Bk Disc Note		04/20/2023	50,000,000.00	49,179,000.00	48,911,111.11	4.900	5.149	118	09/27/2023
313384MH9	13000	Federal Home Loan Bk Disc Note		04/20/2023	50,000,000.00	49,165,500.00	48,897,500.00	4.900	5.151	120	09/29/2023
313384LA5	13001	Federal Home Loan Bk Disc Note		04/20/2023	50,000,000.00	49,383,500.00	49,115,750.00	4.860	5.086	89	08/29/2023
313384JQ3	13027	Federal Home Loan Bk Disc Note		05/10/2023	50,000,000.00	49,620,000.00	49,467,416.67	4.980	5.174	55	07/26/2023
313396GH0	12980	Freddie Mac Discount Notes		03/28/2023	50,000,000.00	50,000,000.00	49,573,889.00	4.720	4.894	0	06/01/2023
<b>Subtotal and Average</b>			<b>1,017,241,886.53</b>		<b>1,050,000,000.00</b>	<b>1,040,716,000.00</b>	<b>1,030,000,451.50</b>		<b>5.018</b>	<b>64</b>	
<b>Treasury Notes and Bonds</b>											
91282CCN9	12707	National Australia Bank		04/29/2022	100,000,000.00	99,132,000.00	97,269,531.28	0.125	2.342	60	07/31/2023
912828D1	11744	U.S. Treasury		04/29/2019	50,000,000.00	49,502,000.00	48,093,750.00	1.375	2.304	91	08/31/2023
912828S92	11791	U.S. Treasury		07/16/2019	50,000,000.00	49,664,500.00	48,804,687.50	1.250	1.867	60	07/31/2023
912828D1	11832	U.S. Treasury		08/28/2019	50,000,000.00	49,502,000.00	49,966,796.90	1.375	1.392	91	08/31/2023
912828S92	11843	U.S. Treasury		09/06/2019	50,000,000.00	49,664,500.00	49,636,718.75	1.250	1.442	60	07/31/2023
912828Y87	11919	U.S. Treasury		11/22/2019	50,000,000.00	48,152,500.00	50,298,828.15	1.750	1.617	426	07/31/2024
912828Y87	11936	U.S. Treasury		12/10/2019	50,000,000.00	48,152,500.00	50,134,765.65	1.750	1.689	426	07/31/2024
91282CBM2	12408	U.S. Treasury		02/26/2021	50,000,000.00	48,197,500.00	49,699,218.75	0.125	0.329	259	02/15/2024
91282CBQ3	12409	U.S. Treasury		03/01/2021	25,000,000.00	22,677,750.00	24,630,859.38	0.500	0.802	1,003	02/28/2026
91282CDA6	12519	U.S. Treasury		09/30/2021	50,000,000.00	49,158,000.00	49,945,312.50	0.250	0.305	121	09/30/2023
91282CCZ2	12520	U.S. Treasury		09/30/2021	50,000,000.00	45,213,000.00	49,666,015.64	0.875	1.012	1,217	09/30/2026
91282CAT8	12522	U.S. Treasury		09/30/2021	50,000,000.00	45,494,000.00	48,865,234.39	0.250	0.816	883	10/31/2025
91282CDB4	12537	U.S. Treasury		10/27/2021	50,000,000.00	47,211,000.00	49,742,187.50	0.625	0.801	502	10/15/2024
91282CDD0	12555	U.S. Treasury		11/15/2021	50,000,000.00	48,976,500.00	49,873,003.74	0.375	0.513	152	10/31/2023
91282CCT6	12596	U.S. Treasury		12/21/2021	50,000,000.00	47,318,500.00	49,373,046.90	0.375	0.854	441	08/15/2024
91282CDB4	12597	U.S. Treasury		12/21/2021	50,000,000.00	47,211,000.00	49,626,953.15	0.625	0.894	502	10/15/2024
91282CCU3	12604	U.S. Treasury		12/23/2021	50,000,000.00	49,345,500.00	49,580,078.15	0.125	0.627	91	08/31/2023
91282CCU3	12605	U.S. Treasury		12/23/2021	50,000,000.00	49,345,500.00	49,582,031.25	0.125	0.624	91	08/31/2023
91282CCT6	12606	U.S. Treasury		12/23/2021	50,000,000.00	47,318,500.00	49,349,609.40	0.375	0.873	441	08/15/2024
91282CDV0	12634	U.S. Treasury		01/31/2022	50,000,000.00	48,560,500.00	49,679,687.50	0.875	1.200	244	01/31/2024
91282CDD0	12681	U.S. Treasury		04/21/2022	50,000,000.00	48,976,500.00	48,494,140.65	0.375	2.398	152	10/31/2023
<b>Subtotal and Average</b>			<b>1,133,168,051.89</b>		<b>1,075,000,000.00</b>	<b>1,038,773,750.00</b>	<b>1,062,312,457.13</b>		<b>1.234</b>	<b>320</b>	
<b>Agency Callables (Aaa/AA+)</b>											
31422XXL1	12698	Farmer Mac		04/28/2022	25,000,000.00	24,058,500.00	25,000,000.00	3.050	3.051	788	07/28/2025
31422XXG2	12700	Farmer Mac		04/26/2022	15,000,000.00	14,210,700.00	15,000,000.00	3.100	3.100	1,425	04/26/2027
31422XN40	12837	Farmer Mac		11/01/2022	15,000,000.00	14,877,300.00	15,000,000.00	5.050	5.050	1,614	11/01/2027

Portfolio POOL  
RC  
PM (PRF\_PM2) 7.3.0

**Alameda County Investment Pool  
Portfolio Management  
Portfolio Details - Investments  
May 31, 2023**

CUSIP	Investment #	Issuer	Average Balance	Purchase Date	Par Value	Market Value	Book Value	Stated Rate	YTM	Days to 365 Maturity	Maturity Date
<b>Agency Callables (Aaa/AA+)</b>											
31422XN40	12838	Farmer Mac		11/01/2022	15,000,000.00	14,877,300.00	15,000,000.00	5.050	5.050	1,614	11/01/2027
31422XQ62	12855	Farmer Mac		11/22/2022	20,000,000.00	19,802,400.00	20,000,000.00	5.300	5.300	1,086	05/22/2026
31422X3A8	13038	Farmer Mac		05/19/2023	25,000,000.00	24,729,250.00	25,000,000.00	4.250	4.250	1,814	05/19/2028
3133EMYD8	12441	Federal Farm Credit Bank		05/06/2021	15,000,000.00	13,713,000.00	15,000,000.00	0.850	0.850	886	11/03/2025
3133EMZS4	12447	Federal Farm Credit Bank		05/18/2021	10,000,000.00	8,990,900.00	10,000,000.00	0.900	0.900	1,082	05/18/2026
3133ENEJ5	12564	Federal Farm Credit Bank		11/18/2021	25,000,000.00	23,580,000.00	24,971,250.00	0.875	0.914	536	11/18/2024
3133ENHW3	12603	Federal Farm Credit Bank		12/23/2021	25,000,000.00	23,220,000.00	25,000,000.00	1.170	1.170	753	06/23/2025
3133ENPG9	12642	Federal Farm Credit Bank		02/15/2022	15,000,000.00	14,290,800.00	14,959,950.00	1.750	1.842	624	02/14/2025
3133EMYD8	12987	Federal Farm Credit Bank		04/14/2023	6,260,000.00	5,722,892.00	5,758,448.80	0.850	4.192	886	11/03/2025
3130AKN85	12367	Federal Home Loan Bank		01/20/2021	20,000,000.00	17,973,600.00	19,974,000.00	0.550	0.576	964	01/20/2026
3130AKVY9	12373	Federal Home Loan Bank		01/29/2021	10,000,000.00	8,972,600.00	10,000,000.00	0.520	0.520	973	01/29/2026
3130AKVN3	12374	Federal Home Loan Bank		01/29/2021	5,000,000.00	4,486,300.00	5,000,000.00	0.520	0.520	973	01/29/2026
3130AKUS3	12377	Federal Home Loan Bank		01/29/2021	15,450,000.00	13,856,332.50	15,442,275.00	0.500	0.510	972	01/28/2026
3130AKMD5	12378	Federal Home Loan Bank		01/29/2021	4,980,000.00	4,466,960.40	4,976,324.76	0.500	0.515	970	01/26/2026
3130AKXB7	12391	Federal Home Loan Bank		02/11/2021	10,000,000.00	8,973,600.00	10,000,000.00	0.580	0.580	986	02/11/2026
3130AKXB7	12392	Federal Home Loan Bank		02/11/2021	20,000,000.00	17,947,200.00	20,000,000.00	0.580	0.580	986	02/11/2026
3130AKWA0	12393	Federal Home Loan Bank		02/12/2021	13,000,000.00	11,644,620.00	12,979,200.00	0.520	0.552	987	02/12/2026
3130AKXQ4	12394	Federal Home Loan Bank		02/12/2021	15,000,000.00	13,465,950.00	15,000,000.00	0.600	0.600	987	02/12/2026
3130AKVVR4	12395	Federal Home Loan Bank		02/12/2021	20,000,000.00	17,929,600.00	20,000,000.00	0.550	0.550	987	02/12/2026
3130AL3S1	12397	Federal Home Loan Bank		02/17/2021	10,000,000.00	8,979,700.00	10,000,000.00	0.625	0.625	992	02/17/2026
3130ALEM2	12403	Federal Home Loan Bank		02/25/2021	15,000,000.00	13,522,650.00	15,000,000.00	0.790	0.790	1,000	02/25/2026
3130AKZ25	12406	Federal Home Loan Bank		02/26/2021	10,000,000.00	8,979,100.00	10,000,000.00	0.650	0.650	1,001	02/26/2026
3130ALJ70	12413	Federal Home Loan Bank		03/12/2021	10,000,000.00	9,614,700.00	10,000,000.00	0.400	0.400	285	03/12/2024
3130ALGJ7	12419	Federal Home Loan Bank		03/23/2021	20,000,000.00	18,052,800.00	20,000,000.00	1.000	1.000	1,026	03/23/2026
3130ALGJ7	12420	Federal Home Loan Bank		03/23/2021	9,250,000.00	8,349,420.00	9,250,000.00	1.000	1.000	1,026	03/23/2026
3130ALVS0	12436	Federal Home Loan Bank		04/27/2021	15,000,000.00	13,918,650.00	15,000,000.00	0.620	0.620	606	01/27/2025
3130AMAG7	12437	Federal Home Loan Bank		04/29/2021	10,000,000.00	8,988,500.00	10,000,000.00	1.050	1.050	1,063	04/29/2026
3130AMUP5	12466	Federal Home Loan Bank		06/23/2021	15,000,000.00	13,960,050.00	15,000,000.00	0.500	0.500	571	12/23/2024
3130AMU75	12476	Federal Home Loan Bank		06/30/2021	10,000,000.00	8,973,800.00	10,000,000.00	1.000	1.000	1,121	06/26/2026
3130ANSC53	12494	Federal Home Loan Bank		08/30/2021	15,000,000.00	13,420,200.00	15,000,000.00	1.000	1.000	1,182	08/26/2026
3130ANWK24	12495	Federal Home Loan Bank		08/30/2021	25,000,000.00	23,152,000.00	25,000,000.00	0.650	0.650	636	02/26/2025
3130ANWG1	12496	Federal Home Loan Bank		08/30/2021	25,000,000.00	23,560,750.00	25,000,000.00	0.500	0.500	452	08/26/2024
3130ANWJ5	12497	Federal Home Loan Bank		08/30/2021	25,000,000.00	23,030,500.00	25,000,000.00	0.720	0.720	740	06/10/2025
3130ANU32	12516	Federal Home Loan Bank		09/22/2021	10,000,000.00	8,921,300.00	9,995,000.00	1.000	1.010	1,209	09/22/2026
3130APDL6	12521	Federal Home Loan Bank		09/30/2021	15,000,000.00	13,816,800.00	15,000,000.00	0.800	0.800	760	06/30/2025
3130APJ89	12538	Federal Home Loan Bank		10/28/2021	10,000,000.00	9,383,700.00	10,000,000.00	0.700	0.700	515	10/28/2024

**Alameda County Investment Pool  
Portfolio Management  
Portfolio Details - Investments  
May 31, 2023**

CUSIP	Investment #	Issuer	Average Balance	Purchase Date	Par Value	Market Value	Book Value	Stated Rate	YTM	Days to 365 Maturity	Maturity Date
<b>Agency Callables (Aaa/AA+)</b>											
3130APLB9	12539	Federal Home Loan Bank		10/28/2021	10,000,000.00	9,403,700.00	10,000,000.00	0.850	0.850	515	10/28/2024
3130APLB9	12540	Federal Home Loan Bank		10/28/2021	10,000,000.00	9,403,700.00	10,000,000.00	0.850	0.850	515	10/28/2024
3130APRA5	12554	Federal Home Loan Bank		11/15/2021	25,000,000.00	23,544,500.00	25,000,000.00	1.100	1.100	533	11/15/2024
3130APRU1	12556	Federal Home Loan Bank		11/16/2021	10,000,000.00	10,000,000.00	10,000,000.00	1.000	1.000	442	08/16/2024
3130APRU1	12557	Federal Home Loan Bank		11/16/2021	25,000,000.00	23,732,000.00	25,000,000.00	1.000	1.000	442	08/16/2024
3130APLJ2	12560	Federal Home Loan Bank		11/17/2021	15,000,000.00	14,659,800.00	15,000,000.00	0.500	0.500	169	11/17/2023
3130APNH4	12561	Federal Home Loan Bank		11/18/2021	10,000,000.00	9,211,100.00	10,000,000.00	1.200	1.200	901	11/18/2025
3130APQG3	12562	Federal Home Loan Bank		11/18/2021	20,000,000.00	18,422,200.00	20,000,000.00	1.200	1.200	901	11/18/2025
3130APRE7	12563	Federal Home Loan Bank		11/18/2021	25,000,000.00	23,314,000.00	25,000,000.00	1.010	1.010	628	02/18/2025
3130APBR5	12570	Federal Home Loan Bank		11/19/2021	14,950,000.00	13,905,742.50	14,804,237.50	0.650	0.967	586	01/07/2025
3130APVJ1	12571	Federal Home Loan Bank		11/23/2021	15,000,000.00	13,515,900.00	15,000,000.00	1.500	1.500	1,271	11/23/2026
3130APUP8	12572	Federal Home Loan Bank		11/23/2021	25,000,000.00	23,641,750.00	25,000,000.00	0.750	0.750	449	08/23/2024
3130APWH4	12574	Federal Home Loan Bank		11/24/2021	15,000,000.00	14,668,050.00	15,000,000.00	0.750	0.750	174	11/22/2023
3130APWM3	12581	Federal Home Loan Bank		11/30/2021	10,000,000.00	9,402,400.00	10,000,000.00	1.050	1.050	543	11/25/2024
3130APWE1	12582	Federal Home Loan Bank		11/30/2021	15,000,000.00	13,514,700.00	15,000,000.00	1.500	1.500	1,273	11/25/2026
3130APWV3	12583	Federal Home Loan Bank		11/30/2021	25,000,000.00	23,506,000.00	25,000,000.00	1.050	1.050	543	11/25/2024
3130APW43	12585	Federal Home Loan Bank		12/02/2021	8,125,000.00	7,317,375.00	8,123,375.00	1.500	1.504	1,280	12/02/2026
3130APW84	12586	Federal Home Loan Bank		12/03/2021	10,000,000.00	9,005,400.00	9,997,500.00	1.500	1.505	1,281	12/03/2026
3130APXL4	12589	Federal Home Loan Bank		12/10/2021	25,000,000.00	23,570,000.00	24,993,750.00	1.100	1.108	558	12/10/2024
3130APXT7	12594	Federal Home Loan Bank		12/17/2021	10,000,000.00	9,027,700.00	10,000,000.00	1.600	1.600	1,295	12/17/2026
3130AQ4D2	12602	Federal Home Loan Bank		12/23/2021	7,650,000.00	7,203,775.50	7,650,000.00	1.250	1.250	572	12/24/2024
3130AQ2Z5	12607	Federal Home Loan Bank		12/27/2021	25,000,000.00	22,880,500.00	25,000,000.00	1.500	1.500	1,030	03/27/2026
3130AQ7M9	12608	Federal Home Loan Bank		12/27/2021	25,000,000.00	23,251,000.00	25,000,000.00	1.250	1.250	757	06/27/2025
3130AQFC2	12609	Federal Home Loan Bank		12/27/2021	25,000,000.00	23,632,500.00	24,993,750.00	1.000	1.009	484	09/27/2024
3130AQ6F5	12610	Federal Home Loan Bank		12/28/2021	10,000,000.00	9,738,700.00	10,000,000.00	0.800	0.800	210	12/28/2023
3130AQQA29	12611	Federal Home Loan Bank		12/28/2021	15,000,000.00	14,011,800.00	15,000,000.00	1.230	1.230	666	03/28/2025
3130AQDR1	12613	Federal Home Loan Bank		12/30/2021	25,000,000.00	23,860,500.00	25,000,000.00	1.000	1.000	393	06/28/2024
3130AQDQ3	12614	Federal Home Loan Bank		12/30/2021	15,000,000.00	13,939,200.00	15,000,000.00	1.220	1.220	760	06/30/2025
3130AQ5S8	12615	Federal Home Loan Bank		12/30/2021	25,000,000.00	23,246,500.00	25,000,000.00	1.250	1.250	760	06/30/2025
3130AQFD0	12616	Federal Home Loan Bank		12/30/2021	25,000,000.00	23,461,250.00	25,000,000.00	1.060	1.060	578	12/30/2024
3130AQGY3	12617	Federal Home Loan Bank		12/30/2021	25,000,000.00	23,634,250.00	25,000,000.00	1.030	1.030	487	09/30/2024
3130AQFW8	12618	Federal Home Loan Bank		12/30/2021	25,000,000.00	23,624,250.00	25,000,000.00	1.000	1.000	487	09/30/2024
3130AQJ38	12629	Federal Home Loan Bank		01/25/2022	10,000,000.00	9,525,100.00	10,000,000.00	1.050	1.050	420	07/25/2024
3130AQGT4	12631	Federal Home Loan Bank		01/28/2022	15,000,000.00	14,047,050.00	14,857,500.00	1.100	1.429	592	01/13/2025
3130AQM83	12632	Federal Home Loan Bank		01/28/2022	4,185,000.00	3,823,876.35	4,164,261.00	1.600	1.716	1,152	07/27/2026
3130AQU8	12645	Federal Home Loan Bank		02/17/2022	10,000,000.00	9,162,400.00	10,000,000.00	2.010	2.010	1,357	02/17/2027

**Alameda County Investment Pool  
Portfolio Management  
Portfolio Details - Investments  
May 31, 2023**

CUSIP	Investment #	Issuer	Average Balance	Purchase Date	Par Value	Market Value	Book Value	Stated Rate	YTM	Days to 365 Maturity	Maturity Date
<b>Agency Callables (Aaa/AA+)</b>											
3130AQM2	12647	Federal Home Loan Bank		02/25/2022	10,000,000.00	9,440,700.00	10,000,000.00	1.750	1.750	635	02/25/2025
3130AQUY7	12648	Federal Home Loan Bank		02/25/2022	10,000,000.00	9,171,100.00	10,000,000.00	2.050	2.050	1,365	02/25/2027
3130AQT78	12652	Federal Home Loan Bank		02/28/2022	15,000,000.00	14,158,500.00	15,000,000.00	1.750	1.750	638	02/28/2025
3130AMU67	12666	Federal Home Loan Bank		03/21/2022	20,000,000.00	18,965,000.00	19,238,220.00	0.400	2.128	393	06/28/2024
3130ARGC9	12667	Federal Home Loan Bank		03/25/2022	10,000,000.00	9,354,800.00	10,000,000.00	2.550	2.550	1,393	03/25/2027
3130ARBC4	12668	Federal Home Loan Bank		03/28/2022	5,000,000.00	4,861,900.00	5,000,000.00	2.000	2.000	301	03/28/2024
3130ARAE1	12670	Federal Home Loan Bank		03/25/2022	25,000,000.00	23,731,500.00	25,000,000.00	2.100	2.100	755	06/25/2025
3130ARFQ9	12671	Federal Home Loan Bank		04/05/2022	25,000,000.00	23,363,500.00	25,000,000.00	2.610	2.610	1,404	04/05/2027
3130ARC41	12674	Federal Home Loan Bank		03/30/2022	15,000,000.00	14,288,850.00	15,000,000.00	2.320	2.320	663	03/25/2025
3130ARFG1	12675	Federal Home Loan Bank		03/30/2022	10,000,000.00	9,306,400.00	10,000,000.00	2.400	2.400	1,393	03/25/2027
3130ARJW2	12677	Federal Home Loan Bank		04/22/2022	15,000,000.00	14,445,000.00	15,000,000.00	3.000	3.000	691	04/22/2025
3130ARL33	12682	Federal Home Loan Bank		04/21/2022	20,000,000.00	19,222,000.00	20,000,000.00	3.000	3.001	812	08/21/2025
3130ARDV0	12691	Federal Home Loan Bank		04/08/2022	10,000,000.00	9,442,300.00	10,000,000.00	3.000	3.000	1,393	03/25/2027
3130ARPZ8	12697	Federal Home Loan Bank		04/28/2022	25,000,000.00	24,102,000.00	25,000,000.00	3.150	3.151	788	07/28/2025
3130ARUV1	12706	Federal Home Loan Bank		04/27/2022	25,000,000.00	24,031,250.00	25,000,000.00	3.100	3.100	879	10/27/2025
3130ARYU9	12740	Federal Home Loan Bank		05/23/2022	10,000,000.00	9,824,100.00	10,000,000.00	3.000	3.002	267	02/23/2024
3130AS3H0	12741	Federal Home Loan Bank		05/26/2022	25,000,000.00	24,469,000.00	25,000,000.00	2.625	2.626	270	02/26/2024
3130ASBX6	12743	Federal Home Loan Bank		06/03/2022	10,000,000.00	9,974,400.00	10,000,000.00	2.275	2.276	29	06/30/2023
3130ASC49	12748	Federal Home Loan Bank		06/16/2022	15,000,000.00	14,966,400.00	15,000,000.00	2.300	2.300	26	06/27/2023
3130ASKE8	12754	Federal Home Loan Bank		06/28/2022	15,000,000.00	14,817,150.00	15,000,000.00	3.300	3.300	210	12/28/2023
3130ASKJ7	12756	Federal Home Loan Bank		06/28/2022	20,000,000.00	19,596,000.00	20,000,000.00	3.500	3.500	393	06/28/2024
3130ASKF5	12757	Federal Home Loan Bank		06/30/2022	10,000,000.00	9,979,300.00	10,000,000.00	3.000	3.000	29	06/30/2023
3130AS5R6	12761	Federal Home Loan Bank		06/30/2022	50,000,000.00	49,865,000.00	49,755,000.00	3.000	3.023	43	07/14/2023
3130ASQC6	12774	Federal Home Loan Bank		07/28/2022	20,000,000.00	19,934,000.00	20,000,000.00	3.500	3.500	57	07/28/2023
3130ASUT4	12778	Federal Home Loan Bank		08/10/2022	15,000,000.00	14,937,000.00	15,000,000.00	3.200	3.127	70	08/10/2023
3130ASZD4	12787	Federal Home Loan Bank		08/30/2022	15,000,000.00	14,683,800.00	14,998,500.00	4.130	4.134	819	08/28/2025
3130ASYZ6	12789	Federal Home Loan Bank		08/30/2022	25,000,000.00	24,425,500.00	25,000,000.00	4.000	4.000	819	08/28/2025
3130ASYR4	12806	Federal Home Loan Bank		09/27/2022	25,000,000.00	24,425,500.00	24,610,000.00	4.000	4.576	819	08/28/2025
3130ATDV6	12814	Federal Home Loan Bank		09/30/2022	10,000,000.00	9,832,300.00	10,000,000.00	5.000	5.000	1,582	09/30/2027
3130ATXX0	12864	Federal Home Loan Bank		11/30/2022	25,000,000.00	24,835,750.00	25,000,000.00	5.000	5.001	358	05/24/2024
3130AU2C7	12885	Federal Home Loan Bank		12/06/2022	15,000,000.00	14,892,000.00	15,000,000.00	5.300	5.300	554	12/06/2024
3130AUSQ3	12896	Federal Home Loan Bank		12/13/2022	20,000,000.00	19,881,800.00	20,000,000.00	5.200	5.205	470	09/13/2024
3130AUNX8	12920	Federal Home Loan Bank		01/25/2023	15,000,000.00	14,959,650.00	15,000,000.00	5.000	5.003	265	02/21/2024
3130AUNQ3	12922	Federal Home Loan Bank		01/26/2023	20,000,000.00	19,901,000.00	20,000,000.00	5.000	5.003	265	02/21/2024
3130AUGJ7	12926	Federal Home Loan Bank		01/30/2023	15,000,000.00	14,868,750.00	15,000,000.00	5.020	5.020	970	01/26/2026
3130AUNY6	12928	Federal Home Loan Bank		01/30/2023	10,000,000.00	9,905,700.00	10,000,000.00	5.125	5.125	788	07/28/2025

**Alameda County Investment Pool  
Portfolio Management  
Portfolio Details - Investments  
May 31, 2023**

CUSIP	Investment #	Issuer	Average Balance	Purchase Date	Par Value	Market Value	Book Value	Stated Rate	YTM	Days to 365 Maturity	Maturity Date
<b>Agency Callables (Aaa/AA+)</b>											
3130AUW42	12945	Federal Home Loan Bank		02/16/2023	10,000,000.00	9,959,100.00	10,000,000.00	5.160	5.160	260	02/16/2024
3130AV5F5	12957	Federal Home Loan Bank		03/07/2023	10,000,000.00	9,953,000.00	10,000,000.00	5.450	5.457	372	06/07/2024
3130AVBR2	12958	Federal Home Loan Bank		03/08/2023	20,375,000.00	20,310,207.50	20,375,000.00	5.510	5.514	305	04/01/2024
3130AVA36	12959	Federal Home Loan Bank		03/08/2023	15,000,000.00	14,951,550.00	15,000,000.00	5.500	5.504	305	04/01/2024
3130AVDV1	12975	Federal Home Loan Bank		03/27/2023	20,000,000.00	19,920,800.00	20,000,000.00	6.125	6.125	1,030	03/27/2026
3130AVD58	12978	Federal Home Loan Bank		03/28/2023	20,000,000.00	19,956,400.00	20,000,000.00	5.750	5.750	301	03/28/2024
3130AVGL0	12982	Federal Home Loan Bank		04/03/2023	10,000,000.00	9,971,500.00	10,000,000.00	5.250	5.261	216	01/03/2024
3130AQZT3	12993	Federal Home Loan Bank		04/18/2023	8,395,000.00	7,874,593.95	7,968,832.49	2.750	4.266	1,376	03/08/2027
3130ANED8	12994	Federal Home Loan Bank		04/19/2023	18,850,000.00	16,904,114.50	17,041,677.61	1.000	4.246	1,152	07/27/2026
3130AQV26	12996	Federal Home Loan Bank		04/20/2023	25,000,000.00	23,864,000.00	23,972,784.81	1.610	4.898	461	09/04/2024
3130AVR46	13002	Federal Home Loan Bank		04/21/2023	20,000,000.00	19,901,000.00	20,000,000.00	5.300	5.304	351	05/17/2024
3130AVT51	13010	Federal Home Loan Bank		04/25/2023	20,000,000.00	19,904,400.00	20,000,000.00	5.300	5.304	356	05/22/2024
3130AMU75	13021	Federal Home Loan Bank		05/02/2023	5,000,000.00	4,486,900.00	4,556,100.00	1.000	4.155	1,121	06/26/2026
3130AL5A8	13022	Federal Home Loan Bank		05/02/2023	16,225,000.00	14,278,324.50	14,434,409.00	0.900	4.100	1,366	02/26/2027
3130AVV74	13023	Federal Home Loan Bank		05/03/2023	20,000,000.00	19,884,400.00	20,000,000.00	5.280	5.284	362	05/28/2024
3130ARFM8	13034	Federal Home Loan Bank		05/16/2023	5,000,000.00	4,798,850.00	4,857,363.89	2.170	4.547	487	09/30/2024
3130AW6A3	13042	Federal Home Loan Bank		05/22/2023	20,000,000.00	19,991,000.00	20,000,000.00	5.470	5.474	383	06/18/2024
31422BUS7	12016	Federal Home Loan Mtg Corp		02/18/2020	25,000,000.00	23,789,500.00	25,000,000.00	1.680	1.680	628	02/18/2025
3134GVWR5	12144	Federal Home Loan Mtg Corp		05/22/2020	25,000,000.00	23,168,250.00	25,000,000.00	0.625	0.625	721	05/22/2025
3134GWND4	12199	Federal Home Loan Mtg Corp		08/12/2020	15,000,000.00	13,713,300.00	15,000,000.00	0.600	0.600	803	08/12/2025
3134GWN44	12219	Federal Home Loan Mtg Corp		09/11/2020	15,000,000.00	14,098,800.00	15,000,000.00	0.450	0.450	468	09/11/2024
3134GWUY0	12246	Federal Home Loan Mtg Corp		09/30/2020	15,000,000.00	13,928,400.00	15,000,000.00	0.400	0.400	578	12/30/2024
3134GWVJ2	12247	Federal Home Loan Mtg Corp		09/30/2020	15,000,000.00	14,060,400.00	15,000,000.00	0.400	0.400	487	09/30/2024
3134GWWX0	12248	Federal Home Loan Mtg Corp		09/30/2020	15,000,000.00	14,060,400.00	15,000,000.00	0.400	0.400	487	09/30/2024
3134GWVJ2	12249	Federal Home Loan Mtg Corp		09/30/2020	10,000,000.00	9,373,600.00	10,000,000.00	0.400	0.400	487	09/30/2024
3134GWXG6	12250	Federal Home Loan Mtg Corp		09/30/2020	10,000,000.00	9,290,100.00	10,000,000.00	0.430	0.430	578	12/30/2024
3134GWUY0	12251	Federal Home Loan Mtg Corp		09/30/2020	10,000,000.00	9,285,600.00	10,000,000.00	0.400	0.400	578	12/30/2024
3134GXBD5	12300	Federal Home Loan Mtg Corp		11/12/2020	15,000,000.00	14,298,900.00	15,000,000.00	0.360	0.360	349	05/15/2024
3134GXDZ4	12318	Federal Home Loan Mtg Corp		11/25/2020	15,000,000.00	13,977,150.00	15,000,000.00	0.450	0.450	543	11/25/2024
3134GXBM5	12319	Federal Home Loan Mtg Corp		11/25/2020	15,000,000.00	13,618,500.00	15,000,000.00	0.600	0.600	895	11/12/2025
3134GXHD9	12359	Federal Home Loan Mtg Corp		12/23/2020	10,000,000.00	9,049,000.00	10,000,000.00	0.700	0.700	936	12/23/2025
3134GXS07	12715	Federal Home Loan Mtg Corp		05/05/2022	25,000,000.00	24,208,000.00	25,000,000.00	3.020	3.020	523	11/05/2024
3134GXL44	12779	Federal Home Loan Mtg Corp		08/12/2022	15,000,000.00	14,657,250.00	15,000,000.00	4.000	4.000	803	08/12/2025
3134GXR63	12786	Federal Home Loan Mtg Corp		08/29/2022	20,000,000.00	19,555,400.00	20,000,000.00	4.050	4.050	819	08/28/2025
3134GXT87	12788	Federal Home Loan Mtg Corp		08/30/2022	25,000,000.00	24,443,750.00	25,000,000.00	4.000	4.000	638	02/28/2025
3134GXS88	12790	Federal Home Loan Mtg Corp		08/30/2022	10,000,000.00	9,777,500.00	10,000,000.00	4.000	4.000	638	02/28/2025

**Alameda County Investment Pool  
Portfolio Management  
Portfolio Details - Investments  
May 31, 2023**

CUSIP	Investment #	Issuer	Average Balance	Purchase Date	Par Value	Market Value	Book Value	Stated Rate	YTM	Days to 365 Maturity	Maturity Date
<b>Agency Callables (Aaa/AA+)</b>											
3134GXS88	12791	Federal Home Loan Mtg Corp		08/30/2022	10,000,000.00	9,777,500.00	10,000,000.00	4.000	4.000	638	02/28/2025
3134GXW34	12792	Federal Home Loan Mtg Corp		08/30/2022	20,000,000.00	19,611,600.00	20,000,000.00	4.250	4.250	819	08/28/2025
3134GXY65	12804	Federal Home Loan Mtg Corp		09/16/2022	15,000,000.00	14,625,150.00	15,000,000.00	4.250	4.250	1,019	03/16/2026
3134GX6A7	12827	Federal Home Loan Mtg Corp		10/25/2022	15,000,000.00	14,887,650.00	15,000,000.00	5.000	5.000	694	04/25/2025
3134GX4M3	12828	Federal Home Loan Mtg Corp		10/28/2022	10,000,000.00	9,913,300.00	10,000,000.00	5.080	5.080	512	10/25/2024
3134GY2K7	12846	Federal Home Loan Mtg Corp		11/15/2022	10,000,000.00	9,926,200.00	10,000,000.00	5.310	5.310	533	11/15/2024
3134GX7M0	12847	Federal Home Loan Mtg Corp		11/15/2022	15,000,000.00	14,893,350.00	15,000,000.00	5.150	5.150	1,079	05/15/2026
3134GY2A9	12850	Federal Home Loan Mtg Corp		11/17/2022	15,000,000.00	14,903,250.00	15,000,000.00	5.150	5.150	900	11/17/2025
3134GY4G4	12859	Federal Home Loan Mtg Corp		11/28/2022	25,000,000.00	24,792,250.00	25,000,000.00	5.020	5.025	452	08/26/2024
3134GY4H2	12863	Federal Home Loan Mtg Corp		11/30/2022	25,000,000.00	24,766,250.00	25,000,000.00	5.150	5.150	911	11/28/2025
3134GY6B3	12898	Federal Home Loan Mtg Corp		12/14/2022	25,000,000.00	24,852,000.00	25,000,000.00	5.100	5.102	1,201	09/14/2026
3134GY7M8	12901	Federal Home Loan Mtg Corp		12/16/2022	25,000,000.00	24,789,750.00	25,000,000.00	5.270	5.273	838	09/16/2025
3134GYAA0	12908	Federal Home Loan Mtg Corp		12/20/2022	25,000,000.00	24,829,750.00	25,000,000.00	5.145	5.145	385	06/20/2024
3134GYAW2	12910	Federal Home Loan Mtg Corp		12/22/2022	25,000,000.00	24,681,000.00	25,000,000.00	5.150	5.150	1,117	06/22/2026
3134GXR63	12918	Federal Home Loan Mtg Corp		01/20/2023	10,000,000.00	9,777,700.00	9,871,600.00	4.050	4.577	819	08/28/2025
3134GYE24	12921	Federal Home Loan Mtg Corp		01/26/2023	10,000,000.00	9,887,400.00	10,000,000.00	5.125	5.125	970	01/26/2026
3134GYEA6	12925	Federal Home Loan Mtg Corp		01/27/2023	30,000,000.00	29,714,100.00	30,000,000.00	5.300	5.300	971	01/27/2026
3134GYF98	12927	Federal Home Loan Mtg Corp		01/30/2023	10,000,000.00	9,891,700.00	10,000,000.00	5.000	5.000	607	01/28/2025
3134GYF30	12929	Federal Home Loan Mtg Corp		01/31/2023	5,000,000.00	4,946,000.00	5,000,000.00	5.020	5.028	880	10/28/2025
3134GXRG1	12930	Federal Home Loan Mtg Corp		01/31/2023	5,000,000.00	4,817,550.00	4,852,500.00	3.050	4.422	711	05/12/2025
3134GYFT4	12936	Federal Home Loan Mtg Corp		02/07/2023	15,000,000.00	14,801,250.00	15,000,000.00	5.000	5.003	1,071	05/07/2026
3134GYJE3	12944	Federal Home Loan Mtg Corp		02/16/2023	25,000,000.00	24,675,250.00	25,000,000.00	5.200	5.200	1,537	08/16/2027
3134GYLU4	12973	Federal Home Loan Mtg Corp		03/17/2023	25,000,000.00	24,851,500.00	25,000,000.00	5.500	5.502	1,477	06/17/2027
3134GW6C5	12988	Federal Home Loan Mtg Corp		04/14/2023	13,955,000.00	12,327,707.45	12,485,538.50	0.800	4.022	1,245	10/28/2026
3134GWZG4	12989	Federal Home Loan Mtg Corp		04/14/2023	13,000,000.00	11,817,650.00	11,889,800.00	0.600	4.212	872	10/20/2025
3134GXR63	12991	Federal Home Loan Mtg Corp		04/17/2023	5,000,000.00	4,888,850.00	4,970,062.50	4.050	4.567	819	08/28/2025
3134GW5R3	12992	Federal Home Loan Mtg Corp		04/17/2023	11,935,000.00	10,855,717.95	10,894,268.00	0.650	4.329	879	10/27/2025
3134GYPN6	12995	Federal Home Loan Mtg Corp		04/20/2023	25,000,000.00	24,773,250.00	25,000,000.00	5.125	5.125	872	10/20/2025
3134GYPC0	13005	Federal Home Loan Mtg Corp		04/24/2023	10,000,000.00	9,926,600.00	10,000,000.00	5.375	5.375	693	04/24/2025
3134GYPY2	13011	Federal Home Loan Mtg Corp		04/26/2023	25,000,000.00	24,682,750.00	25,000,000.00	5.150	5.152	1,335	01/26/2027
3134GYQ96	13012	Federal Home Loan Mtg Corp		04/26/2023	20,000,000.00	19,812,600.00	20,000,000.00	5.450	5.450	1,425	04/26/2027
3134GYPX4	13013	Federal Home Loan Mtg Corp		04/27/2023	25,000,000.00	24,710,250.00	25,000,000.00	5.300	5.300	1,244	10/27/2026
3134GYQD7	13014	Federal Home Loan Mtg Corp		04/27/2023	25,000,000.00	24,760,500.00	25,000,000.00	5.400	5.403	1,152	07/27/2026
3134GYQE5	13016	Federal Home Loan Mtg Corp		04/27/2023	25,000,000.00	24,812,500.00	25,000,000.00	5.375	5.375	879	10/27/2025
3134GYQN5	13017	Federal Home Loan Mtg Corp		04/27/2023	25,000,000.00	24,747,750.00	25,000,000.00	5.500	5.500	1,609	10/27/2026
3134GYQA3	13019	Federal Home Loan Mtg Corp		05/01/2023	10,000,000.00	9,971,100.00	10,000,000.00	5.500	5.500	1,065	05/01/2026



**Alameda County Investment Pool  
Portfolio Management  
Portfolio Details - Investments  
May 31, 2023**

CUSIP	Investment #	Issuer	Average Balance	Purchase Date	Par Value	Market Value	Book Value	Stated Rate	YTM	Days to 365 Maturity	Maturity Date
<b>Agency Callables (Aaa/AA+)</b>											
3134GYRW4	13032	Federal Home Loan Mtg Corp		05/11/2023	8,420,000.00	8,395,834.60	8,419,485.44	5.000	5.006	1,439	05/10/2027
3136G4XV0	12181	Federal National Mtg Assn		06/30/2020	15,000,000.00	13,796,250.00	15,000,000.00	0.730	0.730	760	06/30/2025
3136G4ZJ5	12184	Federal National Mtg Assn		07/21/2020	10,000,000.00	9,162,400.00	10,000,000.00	0.625	0.625	781	07/21/2025
3136G4A86	12185	Federal National Mtg Assn		07/21/2020	8,000,000.00	7,309,920.00	7,984,000.00	0.500	0.541	781	07/21/2025
3135G05X7	12209	Federal National Mtg Assn		08/27/2020	15,000,000.00	13,718,250.00	14,929,800.00	0.375	0.470	816	08/25/2025
3135G05X7	12210	Federal National Mtg Assn		08/27/2020	10,000,000.00	9,145,500.00	9,953,200.00	0.375	0.470	816	08/25/2025
3136G42F9	12211	Federal National Mtg Assn		08/27/2020	10,000,000.00	9,135,100.00	10,000,000.00	0.625	0.625	818	08/27/2025
3136G44U4	12265	Federal National Mtg Assn		10/20/2020	10,000,000.00	9,068,300.00	10,000,000.00	0.500	0.500	872	10/20/2025
3135G06C2	12278	Federal National Mtg Assn		10/29/2020	15,000,000.00	13,624,350.00	15,000,000.00	0.600	0.600	881	10/29/2025
3135GA2Z3	12304	Federal National Mtg Assn		11/17/2020	10,000,000.00	9,065,900.00	9,995,000.00	0.560	0.570	900	11/17/2025
3135GA3G4	12317	Federal National Mtg Assn		11/25/2020	10,000,000.00	9,311,100.00	10,000,000.00	0.400	0.400	543	11/25/2024
3135GAA76	12343	Federal National Mtg Assn		12/09/2020	20,000,000.00	18,358,000.00	20,000,000.00	0.540	0.540	739	06/09/2025
3135GABT7	12355	Federal National Mtg Assn		12/16/2020	20,000,000.00	18,329,800.00	20,000,000.00	0.500	0.500	746	06/16/2025
3135GA7L9	12356	Federal National Mtg Assn		12/16/2020	20,000,000.00	18,329,800.00	20,000,000.00	0.500	0.500	746	06/16/2025
3135G06V0	12849	Federal National Mtg Assn		11/16/2022	20,000,000.00	19,576,800.00	19,672,460.00	4.125	4.758	819	08/28/2025
3135GACY5	12856	Federal National Mtg Assn		11/25/2022	10,000,000.00	9,944,200.00	10,000,000.00	5.600	5.600	908	11/25/2025
3135GAD65	12858	Federal National Mtg Assn		11/28/2022	20,000,000.00	19,824,400.00	20,000,000.00	5.200	5.200	909	11/26/2025
3135GADS7	12911	Federal National Mtg Assn		12/23/2022	20,000,000.00	19,786,600.00	20,000,000.00	5.000	5.000	753	06/23/2025
3135G06Y4	12946	Federal National Mtg Assn		02/17/2023	10,000,000.00	9,890,500.00	10,000,000.00	5.200	5.272	992	02/17/2026
3135G07A5	12986	Federal National Mtg Assn		04/14/2023	15,000,000.00	14,924,550.00	15,000,000.00	5.260	5.264	344	05/10/2024
3135GAGL9	12990	Federal National Mtg Assn		04/17/2023	15,000,000.00	14,881,200.00	15,000,000.00	5.000	5.000	504	10/17/2024
3135GAHM6	13041	Federal National Mtg Assn		05/22/2023	10,000,000.00	9,971,300.00	10,000,000.00	5.000	5.000	1,086	05/22/2026
<b>Subtotal and Average</b>			<b>3,277,209,001.39</b>		<b>3,328,005,000.00</b>	<b>3,180,594,664.70</b>	<b>3,315,616,424.30</b>		<b>2.841</b>	<b>761</b>	
<b>Asset Backed Securities</b>											
14315XAC2	11977	CarMax Auto Owner Trust		01/22/2020	433,334.04	433,249.02	433,249.02	1.300	1.291	564	12/16/2024
14043MAC5	12019	Capital One Prime Auto Rec		02/19/2020	483,589.15	481,683.81	483,486.34	1.600	1.615	533	11/15/2024
14043MAC5	12043	Capital One Prime Auto Rec		03/18/2020	564,187.33	561,964.43	554,754.82	1.600	2.360	533	11/15/2024
36258NAC6	11972	GM Financial		01/15/2020	12,205.82	12,185.56	12,202.95	1.840	1.858	473	09/16/2024
43813RAC1	12024	Hyundai Auto Rec Trust		02/26/2020	444,011.60	443,025.89	443,924.57	1.610	1.625	326	04/22/2024
<b>Subtotal and Average</b>			<b>2,428,101.77</b>		<b>1,937,327.89</b>	<b>1,932,108.66</b>	<b>1,927,617.65</b>		<b>1.760</b>	<b>492</b>	
<b>Municipal Bonds</b>											
072024WP3	12038	Bay Area Ca Tran		03/17/2020	10,000,000.00	9,735,600.00	10,264,600.00	2.254	1.570	305	04/01/2024
072024WP3	12039	Bay Area Ca Tran		03/17/2020	10,000,000.00	9,735,600.00	10,264,600.00	2.254	1.575	305	04/01/2024
13063DRJ9	11878	St. of California		10/24/2019	5,000,000.00	4,948,350.00	5,100,050.00	2.400	1.870	122	10/01/2023

**Alameda County Investment Pool  
Portfolio Management  
Portfolio Details - Investments  
May 31, 2023**

CUSIP	Investment #	Issuer	Average Balance	Purchase Date	Par Value	Market Value	Book Value	Stated Rate	YTM 365	Days to Maturity	Maturity Date
<b>Municipal Bonds</b>											
13032UB98	12692	California Health Facility		04/07/2022	1,000,000.00	971,410.00	1,000,000.00	2.670	2.671	366	06/01/2024
13032UC22	12693	California Health Facility		04/07/2022	2,715,000.00	2,610,309.60	2,715,000.00	2.991	2.992	731	06/01/2025
13032UC30	12694	California Health Facility		04/07/2022	2,500,000.00	2,381,425.00	2,500,000.00	3.044	3.045	1,096	06/01/2026
91412HGE7	12262	UNIVHGR		10/19/2020	9,580,000.00	8,901,736.00	9,661,525.80	0.883	0.721	714	05/15/2025
<b>Subtotal and Average</b>			<b>41,505,775.80</b>		<b>40,795,000.00</b>	<b>39,284,430.60</b>	<b>41,505,775.80</b>		<b>1.619</b>	<b>455</b>	
<b>Total and Average</b>			<b>9,987,813,885.23</b>		<b>10,134,208,327.89</b>	<b>9,845,915,130.02</b>	<b>10,072,997,287.17</b>		<b>3.248</b>	<b>447</b>	

**Alameda County Investment Pool  
Transaction Activity Report  
May 1, 2023 - May 31, 2023  
Sorted by Fund - Transaction Date  
All Funds**

Investment #	Fund	CUSIP	Inv Descrip	TransactionType	TransactionDate	Issuer	New Principal	Principal Paydowns	Interest	Total Cash
13019	100	3134GYQA3	FEDERAL HOME LN	Purchase	05/01/2023	Federal Home Loan	10,000,000.00			-10,000,000.00
13020	100	SYS13020	FREMNT 3.25% MAT	Purchase	05/01/2023	Fremont Bank	1,000,000.00			-1,000,000.00
12124	100	95001D6U9	FHLMC 0.65% MAT	Redemption	05/01/2023	Wells Fargo Securiti		5,000,000.00		5,000,000.00
12836	100	SYS12836	FREMNT 0.15% MAT	Redemption	05/01/2023	Fremont Bank		1,000,000.00		1,000,000.00
11756	100	31422BFK1	FAMCA 2.4% MAT	Interest	05/01/2023	Farmer Mac			300,000.00	300,000.00
12124	100	95001D6U9	FHLMC 0.65% MAT	Interest	05/01/2023	Wells Fargo Securiti			53,750.00	53,750.00
12278	100	3135G06C2	FEDERAL NATL MTG	Interest	05/01/2023	Federal National Mtg			45,000.00	45,000.00
12280	100	742718FL8	PROCTER &	Interest	05/01/2023	Proctor & Gamble			13,750.00	13,750.00
12437	100	3130AMAG7	FEDERAL HOME	Interest	05/01/2023	Federal Home Loan			52,500.00	52,500.00
12449	100	90327QD71	USAA 0.5% MAT	Interest	05/01/2023	USAA Capital Corp			17,500.00	17,500.00
12522	100	91282CAT8	UNITED STATES	Interest	05/01/2023	U.S. Treasury			62,500.00	62,500.00
12555	100	91282CDD0	UNITED STATES	Interest	05/01/2023	U.S. Treasury			93,750.00	93,750.00
12633	100	742718FL8	PROCTER &	Interest	05/01/2023	Proctor & Gamble			24,068.00	24,068.00
12681	100	91282CDD0	UNITED STATES	Interest	05/01/2023	U.S. Treasury			93,750.00	93,750.00
12836	100	SYS12836	FREMNT 0.15% MAT	Interest	05/01/2023	Fremont Bank			758.33	758.33
12837	100	31422XN40	FEDERAL AGRIC	Interest	05/01/2023	Farmer Mac			378,750.00	378,750.00
12838	100	31422XN40	FEDERAL AGRIC	Interest	05/01/2023	Farmer Mac			378,750.00	378,750.00
13021	100	3130AMU75	FEDERAL HOME	Purchase	05/02/2023	Federal Home Loan	4,556,100.00			-4,556,100.00
13022	100	3130AL5A8	FEDERAL HOME	Purchase	05/02/2023	Federal Home Loan	14,434,409.00			-14,434,409.00
12971	100	313384FB0	FHLBDN DISC NOTE	Redemption	05/02/2023	Federal Home Loan		50,000,000.00		50,000,000.00
12767	100	SYS12767	EWEST 3.0% MAT	Interest	05/02/2023	East West Bank			62,499.97	62,499.97
12919	100	SYS12919	EWEST 2.9% MAT	Interest	05/02/2023	East West Bank			79,999.98	79,999.98
12943	100	SYS12943	EWEST 4.8% MAT	Interest	05/02/2023	East West Bank			159,999.96	159,999.96
10472	100	SYS10472	CTRSTF 0.1%	Interest	05/02/2023	CalTrust - Short Ter			128,527.30	128,527.30
13023	100	3130AVV74	FEDERAL HOME	Purchase	05/03/2023	Federal Home Loan	20,000,000.00			-20,000,000.00
12915	100	037833AK6	APPLE INC, SR GLBL	Redemption	05/03/2023	Apple Inc.		10,000,000.00		10,000,000.00
13020	100	SYS13020	FREMNT 3.25% MAT	Redemption	05/03/2023	Fremont Bank		1,000,000.00		1,000,000.00
12441	100	3133EMYD8	FEDERAL FARM CR	Interest	05/03/2023	Federal Farm Credit			63,750.00	63,750.00
12818	100	SYS12818	BRIDGE 4.0% MAT	Interest	05/03/2023	Bridge Bank			82,191.75	82,191.75
12915	100	037833AK6	APPLE INC, SR GLBL	Interest	05/03/2023	Apple Inc.			120,000.00	120,000.00
12915	100	037833AK6	APPLE INC, SR GLBL	Accr Int	05/03/2023	Apple Inc.		46,666.67	-46,666.67	0.00
12987	100	3133EMYD8	FEDERAL FARM CR	Interest	05/03/2023	Federal Farm Credit			26,605.00	26,605.00
12987	100	3133EMYD8	FEDERAL FARM CR	Accr Int	05/03/2023	Federal Farm Credit		23,796.69	-23,796.69	0.00
13020	100	SYS13020	FREMNT 3.25% MAT	Interest	05/03/2023	Fremont Bank			13,755.50	13,755.50
12797	100	SYS12797	BANKSF 3.03% MAT	Interest	05/04/2023	Bank of San Francisc			37,454.16	37,454.16

**Alameda County Investment Pool  
Transaction Activity Report  
Sorted by Fund - Transaction Date**

Investment #	Fund	CUSIP	Inv Descrip	TransactionType	TransactionDate	Issuer	New Principal	Principal Paydowns	Interest	Total Cash
12129	100	3137EAER6	SIEBER 0.375% MAT	Redemption	05/05/2023	Federal Home Loan		10,000,000.00		10,000,000.00
12130	100	3137EAER6	SIEBER 0.375% MAT	Redemption	05/05/2023	Federal Home Loan		20,000,000.00		20,000,000.00
12131	100	3137EAER6	SIEBER 0.375% MAT	Redemption	05/05/2023	Federal Home Loan		20,000,000.00		20,000,000.00
12129	100	3137EAER6	SIEBER 0.375% MAT	Interest	05/05/2023	Federal Home Loan			18,750.00	18,750.00
12130	100	3137EAER6	SIEBER 0.375% MAT	Interest	05/05/2023	Federal Home Loan			37,500.00	37,500.00
12131	100	3137EAER6	SIEBER 0.375% MAT	Interest	05/05/2023	Federal Home Loan			37,500.00	37,500.00
12715	100	3134GXSD7	FEDERAL HOME LN	Interest	05/05/2023	Federal Home Loan			377,500.00	377,500.00
12841	100	3134GX6Q2	FEDERAL HOME LN	Redemption	05/08/2023	Federal Home Loan		15,000,000.00		15,000,000.00
12291	100	3137EAEZ8	FEDERAL HOME LN	Interest	05/08/2023	Federal Home Loan			12,500.00	12,500.00
12293	100	3137EAEZ8	FEDERAL HOME LN	Interest	05/08/2023	Federal Home Loan			12,500.00	12,500.00
12299	100	3135G06G3	FNMA 0.5% MAT	Interest	05/08/2023	Federal National Mtg			45,000.00	45,000.00
12841	100	3134GX6Q2	FEDERAL HOME LN	Interest	05/08/2023	Federal Home Loan			431,250.00	431,250.00
12936	100	3134GYFT4	FEDERAL HOME LN	Interest	05/08/2023	Federal Home Loan			187,500.00	187,500.00
13024	100	89233GA48	TOYOTA ZERO CPN	Purchase	05/09/2023	Toyota Motor Credit	96,593,333.33			-96,593,333.33
12551	100	3130APU29	FEDERAL HOME	Interest	05/09/2023	Federal Home Loan			32,000.00	32,000.00
12552	100	3130APU29	FEDERAL HOME	Interest	05/09/2023	Federal Home Loan			50,000.00	50,000.00
13029	100	037833ES5	APPLE INC, SR NT	Purchase	05/10/2023	Apple Inc.	10,000,000.00			-10,000,000.00
13030	100	037833ET3	APPLE INC, SR NT	Purchase	05/10/2023	Apple Inc.	14,971,050.00			-14,971,050.00
13028	100	06367D6U4	BMO 5.34% MAT	Purchase	05/10/2023	Bank of Montreal	50,000,000.00			-50,000,000.00
13027	100	313384JQ3	FHLBDN ZERO CPN	Purchase	05/10/2023	Federal Home Loan	49,467,416.67			-49,467,416.67
13025	100	63873QG57	NATXNY 5.35% MAT	Purchase	05/10/2023	Natixis North Americ	50,000,000.00			-50,000,000.00
13026	100	63873QG40	NATXNY 5.35% MAT	Purchase	05/10/2023	Natixis North Americ	50,000,000.00			-50,000,000.00
13031	100	SYS13031	UBOC 0.05% MAT	Purchase	05/10/2023	Union Bank of Califo	5,000,000.00			-5,000,000.00
12029	100	02665WDH1	AMERICAN HONDA	Redemption	05/10/2023	American Honda		3,000,000.00		3,000,000.00
12030	100	02665WDH1	AMERICAN HONDA	Redemption	05/10/2023	American Honda		5,500,000.00		5,500,000.00
12742	100	SYS12742	UB-LOC 0.5% MAT	Redemption	05/10/2023	Union Bank - LOC		5,000,000.00		5,000,000.00
12751	100	89114WZT5	TD 3.55% MAT	Redemption	05/10/2023	Toronto Dominion		50,000,000.00		50,000,000.00
12752	100	78012U7G4	ROYAL 3.55% MAT	Redemption	05/10/2023	Royal Bank Canada		50,000,000.00		50,000,000.00
12824	100	63873QXD1	NATXNY 5.% MAT	Redemption	05/10/2023	Natixis North Americ		50,000,000.00		50,000,000.00
11755	100	31422BFL9	FAMCA 2.4% MAT	Interest	05/10/2023	Farmer Mac			300,000.00	300,000.00
12029	100	02665WDH1	AMERICAN HONDA	Interest	05/10/2023	American Honda			29,250.00	29,250.00
12030	100	02665WDH1	AMERICAN HONDA	Interest	05/10/2023	American Honda			53,625.00	53,625.00
12742	100	SYS12742	UB-LOC 0.5% MAT	Interest	05/10/2023	Union Bank - LOC			2,013.89	2,013.89
12751	100	89114WZT5	TD 3.55% MAT	Interest	05/10/2023	Toronto Dominion			1,562,986.10	1,562,986.10
12752	100	78012U7G4	ROYAL 3.55% MAT	Interest	05/10/2023	Royal Bank Canada			1,562,986.10	1,562,986.10
12778	100	3130ASUT4	FEDERAL HOME	Interest	05/10/2023	Federal Home Loan			118,500.00	118,500.00
12824	100	63873QXD1	NATXNY 5.% MAT	Interest	05/10/2023	Natixis North Americ			1,409,722.20	1,409,722.20
12986	100	3135G07A5	FEDERAL NATL MTG	Interest	05/10/2023	Federal National Mtg			56,983.33	56,983.33
13032	100	3134GYRW4	FEDERAL HOME LN	Purchase	05/11/2023	Federal Home Loan	8,419,485.44			-8,419,485.44
12134	100	037833DV9	AAPL 0.75% MAT	Redemption	05/11/2023	Apple Inc.		5,000,000.00		5,000,000.00
12133	100	037833DT4	APPLE INC, SR GLBL	Interest	05/11/2023	Apple Inc.			28,125.00	28,125.00

Portfolio POOL

RC

**Alameda County Investment Pool  
Transaction Activity Report  
Sorted by Fund - Transaction Date**

Investment #	Fund	CUSIP	Inv Descrip	TransactionType	TransactionDate	Issuer	New Principal	Principal Paydowns	Interest	Total Cash
12134	100	037833DV9	AAPL 0.75% MAT	Interest	05/11/2023	Apple Inc.			18,750.00	<b>18,750.00</b>
12442	100	023135BV7	AMAZON COM INC,	Redemption	05/12/2023	Amazon		10,000,000.00		<b>10,000,000.00</b>
12319	100	3134GXBM5	FEDERAL HOME LN	Interest	05/12/2023	Federal Home Loan			45,000.00	<b>45,000.00</b>
12442	100	023135BV7	AMAZON COM INC,	Interest	05/12/2023	Amazon			12,500.00	<b>12,500.00</b>
12443	100	023135BX3	AMAZON COM INC,	Interest	05/12/2023	Amazon			50,000.00	<b>50,000.00</b>
12444	100	023135BW5	AMAZON COM INC,	Interest	05/12/2023	Amazon			6,750.00	<b>6,750.00</b>
12930	100	3134GXRG1	FEDERAL HOME LN	Interest	05/12/2023	Federal Home Loan			76,250.00	<b>76,250.00</b>
12930	100	3134GXRG1	FEDERAL HOME LN	Accr Int	05/12/2023	Federal Home Loan		33,465.28	-33,465.28	<b>0.00</b>
13033	100	14913UAA8	CAT 4.35% MAT	Purchase	05/15/2023	Caterpillar Inc.	19,990,600.00			<b>-19,990,600.00</b>
11862	100	912828VB3	UNITED STATES	Redemption	05/15/2023	U.S. Treasury		50,000,000.00		<b>50,000,000.00</b>
11862	100	912828VB3	UNITED STATES	Interest	05/15/2023	U.S. Treasury			437,500.00	<b>437,500.00</b>
11932	100	45818WCS3	IADB 1.7% MAT	Interest	05/15/2023	InterAmerican Develo			85,000.00	<b>85,000.00</b>
11950	100	45818WCS3	IADB 1.7% MAT	Interest	05/15/2023	InterAmerican Develo			212,500.00	<b>212,500.00</b>
12140	100	3133ELZM9	FEDERAL FARM CR	Interest	05/15/2023	Federal Farm Credit			62,500.00	<b>62,500.00</b>
12262	100	91412HGE7	UNVHGR 0.883%	Interest	05/15/2023	UNIVHGR			42,295.70	<b>42,295.70</b>
12300	100	3134GXBD5	FEDERAL HOME LN	Interest	05/15/2023	Federal Home Loan			27,000.00	<b>27,000.00</b>
12302	100	110122DN5	BMV 0.75% MAT	Interest	05/15/2023	Bristol Myers			18,750.00	<b>18,750.00</b>
12303	100	110122DT2	BRISTOL-MYERS	Interest	05/15/2023	Bristol Myers			13,425.00	<b>13,425.00</b>
12402	100	53961LAH2	LISC 0.5% MAT	Interest	05/15/2023	Local Initiatives Su			6,250.00	<b>6,250.00</b>
12445	100	808513BR5	SCHW 1.15% MAT	Interest	05/15/2023	Charles Schwab			23,000.00	<b>23,000.00</b>
12446	100	45950VPX8	IFC 0.86% MAT	Interest	05/15/2023	IFCDN			43,000.00	<b>43,000.00</b>
12554	100	3130APRA5	FEDERAL HOME	Interest	05/15/2023	Federal Home Loan			137,500.00	<b>137,500.00</b>
12846	100	3134GY2K7	FEDERAL HOME LN	Interest	05/15/2023	Federal Home Loan			265,500.00	<b>265,500.00</b>
12847	100	3134GX7M0	FEDERAL HOME LN	Interest	05/15/2023	Federal Home Loan			386,250.00	<b>386,250.00</b>
11977	100	14315XAC2	CARMX 1.3% MAT	Interest	05/15/2023	CarMax Auto Owner			841.25	<b>841.25</b>
11977	100	14315XAC2	CARMX 1.3% MAT	Redemption	05/15/2023	CarMax Auto Owner		100,791.42		<b>100,791.42</b>
12019	100	14043MAC5	COPAR 1.6% MAT	Interest	05/15/2023	Capital One Prime Au			904.91	<b>904.91</b>
12019	100	14043MAC5	COPAR 1.6% MAT	Redemption	05/15/2023	Capital One Prime Au		195,097.32		<b>195,097.32</b>
12043	100	14043MAC5	COPAR 1.6% MAT	Interest	05/15/2023	Capital One Prime Au			1,055.73	<b>1,055.73</b>
12043	100	14043MAC5	COPAR 1.6% MAT	Redemption	05/15/2023	Capital One Prime Au		227,613.54		<b>227,613.54</b>
13034	100	3130ARFM8	FEDERAL HOME	Purchase	05/16/2023	Federal Home Loan	4,857,363.89			<b>-4,857,363.89</b>
12556	100	3130APRU1	FHLB 1.9% MAT	Interest	05/16/2023	Federal Home Loan			50,000.00	<b>50,000.00</b>
12557	100	3130APRU1	FEDERAL HOME	Interest	05/16/2023	Federal Home Loan			125,000.00	<b>125,000.00</b>
11972	100	36258NAC6	GMCAR 1.84% MAT	Interest	05/16/2023	GM Financial			121.13	<b>121.13</b>
11972	100	36258NAC6	GMCAR 1.84% MAT	Redemption	05/16/2023	GM Financial		66,793.65		<b>66,793.65</b>
13035	100	3133EPJX4	FFCB 3.625% MAT	Purchase	05/17/2023	Federal Farm Credit	9,938,639.90			<b>-9,938,639.90</b>
13036	100	3134GW5P7	FHLMC 0.6% MAT	Purchase	05/17/2023	Federal Home Loan	31,182,502.86			<b>-31,182,502.86</b>
12304	100	3135GA2Z3	FEDERAL NATL MTG	Interest	05/17/2023	Federal National Mtg			28,000.00	<b>28,000.00</b>
12560	100	3130APLJ2	FEDERAL HOME	Interest	05/17/2023	Federal Home Loan			37,500.00	<b>37,500.00</b>
12850	100	3134GY2A9	FEDERAL HOME LN	Interest	05/17/2023	Federal Home Loan			386,250.00	<b>386,250.00</b>
12946	100	3135G06Y4	FNMA 5.2% MAT	Interest	05/17/2023	Federal National Mtg			43,333.33	<b>43,333.33</b>

Portfolio POOL

RC

**Alameda County Investment Pool  
Transaction Activity Report  
Sorted by Fund - Transaction Date**

Investment #	Fund	CUSIP	Inv Descrip	TransactionType	TransactionDate	Issuer	New Principal	Principal Paydowns	Interest	Total Cash
11760	100	14042WAC4	COPAR 2.51% MAT	Interest	05/17/2023	Capital One Prime Au				0.00
11760	100	14042WAC4	COPAR 2.51% MAT	Redemption	05/17/2023	Capital One Prime Au				0.00
13037	100	3133EPKA2	FEDERAL FARM CR	Purchase	05/18/2023	Federal Farm Credit	14,992,695.00			-14,992,695.00
12447	100	3133EMZS4	FEDERAL FARM CR	Interest	05/18/2023	Federal Farm Credit			45,000.00	45,000.00
12561	100	3130APNH4	FEDERAL HOME	Interest	05/18/2023	Federal Home Loan			60,000.00	60,000.00
12562	100	3130APOG3	FEDERAL HOME	Interest	05/18/2023	Federal Home Loan			120,000.00	120,000.00
12563	100	3130APRE7	FEDERAL HOME	Interest	05/18/2023	Federal Home Loan			126,250.00	126,250.00
12564	100	3133ENEJ5	FEDERAL FARM CR	Interest	05/18/2023	Federal Farm Credit			109,375.00	109,375.00
13038	100	31422X3A8	FEDERAL AGRIC	Purchase	05/19/2023	Farmer Mac	25,000,000.00			-25,000,000.00
13039	100	716973AA0	PFIZER 4.65% MAT	Purchase	05/19/2023	Pfizer	9,994,300.00			-9,994,300.00
13040	100	716973AB8	PFIZER INVT	Purchase	05/19/2023	Pfizer	6,991,810.00			-6,991,810.00
13042	100	3130AW6A3	FEDERAL HOME	Purchase	05/22/2023	Federal Home Loan	20,000,000.00			-20,000,000.00
13041	100	3135GAHM6	FEDERAL NATL MTG	Purchase	05/22/2023	Federal National Mtg	10,000,000.00			-10,000,000.00
12145	100	3135G04Q3	FNMA 0.25% MAT	Redemption	05/22/2023	Federal National Mtg		20,000,000.00		20,000,000.00
12147	100	3135G04Q3	FNMA 0.25% MAT	Redemption	05/22/2023	Federal National Mtg		15,000,000.00		15,000,000.00
11911	100	31422BPC8	FAMCA 1.72% MAT	Interest	05/22/2023	Farmer Mac			172,000.00	172,000.00
12144	100	3134GVWR5	FEDERAL HOME LN	Interest	05/22/2023	Federal Home Loan			78,125.00	78,125.00
12145	100	3135G04Q3	FNMA 0.25% MAT	Interest	05/22/2023	Federal National Mtg			25,000.00	25,000.00
12146	100	3135G04Q3	FNMA 0.25% MAT	Interest	05/22/2023	Federal National Mtg			18,750.00	18,750.00
12147	100	3135G04Q3	FNMA 0.25% MAT	Interest	05/22/2023	Federal National Mtg			18,750.00	18,750.00
12855	100	31422XQ62	FAMCA 5.3% MAT	Interest	05/22/2023	Farmer Mac			530,000.00	530,000.00
12024	100	43813RAC1	HART 1.61% MAT	Interest	05/22/2023	Hyundai Auto Rec Tru			1,058.26	1,058.26
12024	100	43813RAC1	HART 1.61% MAT	Redemption	05/22/2023	Hyundai Auto Rec Tru		344,755.20		344,755.20
12571	100	3130APVJ1	FEDERAL HOME	Interest	05/23/2023	Federal Home Loan			112,500.00	112,500.00
12574	100	3130APWH4	FEDERAL HOME	Interest	05/23/2023	Federal Home Loan			56,250.00	56,250.00
12750	100	89114WZP3	TD 3.56% MAT	Redemption	05/24/2023	Toronto Dominion		50,000,000.00		50,000,000.00
12312	100	459058JM6	IBRD 0.25% MAT	Interest	05/24/2023	International Bank R			25,000.00	25,000.00
12313	100	459058JM6	IBRD 0.25% MAT	Interest	05/24/2023	International Bank R			18,750.00	18,750.00
12573	100	45950VQS8	IFC 0.61% MAT	Interest	05/24/2023	IFCDN			30,500.00	30,500.00
12750	100	89114WZP3	TD 3.56% MAT	Interest	05/24/2023	Toronto Dominion			1,636,611.11	1,636,611.11
12864	100	3130ATXX0	FEDERAL HOME	Interest	05/24/2023	Federal Home Loan			604,166.68	604,166.68
13043	100	89236TKJ3	TOYOTA MTR CR	Purchase	05/25/2023	Toyota Motor Credit	11,234,282.01			-11,234,282.01
12317	100	3135GA3G4	FEDERAL NATL MTG	Interest	05/25/2023	Federal National Mtg			20,000.00	20,000.00
12318	100	3134GXDZ4	FEDERAL HOME LN	Interest	05/25/2023	Federal Home Loan			33,750.00	33,750.00
12581	100	3130APWM3	FEDERAL HOME	Interest	05/25/2023	Federal Home Loan			52,500.00	52,500.00
12582	100	3130APWE1	FEDERAL HOME	Interest	05/25/2023	Federal Home Loan			112,500.00	112,500.00
12583	100	3130APWV3	FEDERAL HOME	Interest	05/25/2023	Federal Home Loan			131,250.00	131,250.00
12856	100	3135GACY5	FEDERAL NATL MTG	Interest	05/25/2023	Federal National Mtg			280,000.00	280,000.00
13044	100	31422X3G5	FAMCA 5.% MAT	Purchase	05/26/2023	Farmer Mac	15,000,000.00			-15,000,000.00
13045	100	3133EPLC7	FEDERAL FARM CR	Purchase	05/26/2023	Federal Farm Credit	9,990,800.00			-9,990,800.00
10285	100	SYS10285	LAIF 0.363%	Redemption	05/26/2023	LAIF		50,000,000.00		50,000,000.00

Portfolio POOL

RC

**Alameda County Investment Pool  
Transaction Activity Report  
Sorted by Fund - Transaction Date**

Investment #	Fund	CUSIP	Inv Descrip	TransactionType	TransactionDate	Issuer	New Principal	Principal Paydowns	Interest	Total Cash
12858	100	3135GAD65	FEDERAL NATL MTG	Interest	05/26/2023	Federal National Mtg			514,222.22	<b>514,222.22</b>
13046	100	3133EPLD5	FEDERAL FARM CR	Purchase	05/30/2023	Federal Farm Credit	9,982,500.00			<b>-9,982,500.00</b>
12151	100	717081EX7	PFIZER INC, GLBL	Interest	05/30/2023	Pfizer			20,000.00	<b>20,000.00</b>
12321	100	3135G06H1	FNMA 0.25% MAT	Interest	05/30/2023	Federal National Mtg			18,750.00	<b>18,750.00</b>
12453	100	06048WM31	BAC 1.25% MAT	Interest	05/30/2023	Bank of America Corp			62,500.00	<b>62,500.00</b>
12454	100	48128G3N8	JPM 1.2% MAT	Interest	05/30/2023	J.P. Morgan			30,000.00	<b>30,000.00</b>
12743	100	3130ASBX6	FEDERAL HOME	Interest	05/30/2023	Federal Home Loan			113,750.00	<b>113,750.00</b>
12863	100	3134GY4H2	FEDERAL HOME LN	Interest	05/30/2023	Federal Home Loan			636,597.23	<b>636,597.23</b>
12884	100	023135CM6	AMAZON COM INC,	Interest	05/30/2023	Amazon			348,583.34	<b>348,583.34</b>
12680	100	912828R69	UNITED STATES	Redemption	05/31/2023	U.S. Treasury		50,000,000.00		<b>50,000,000.00</b>
12680	100	912828R69	UNITED STATES	Interest	05/31/2023	U.S. Treasury			406,250.00	<b>406,250.00</b>
<b>Totals for General Fund</b>							<b>583,597,288.10</b>	<b>546,538,979.77</b>	<b>17,763,338.82</b>	<b>-19,294,969.51</b>
<b>Grand Total</b>							<b>583,597,288.10</b>	<b>546,538,979.77</b>	<b>17,763,338.82</b>	<b>-19,294,969.51</b>