



T R E A S U R E R - T A X C O L L E C T O R

HENRY C. LEVY  
TREASURER - TAX COLLECTOR

August 29, 2023

Board of Supervisors  
County of Alameda  
1221 Oak Street, 5<sup>th</sup> Floor  
Oakland, CA 94612

Dear Board Members:

**RE: Investment Report – July 2023**

In accordance with the Treasurer's investment policy, submitted herewith is a report of the cash pool investments for the month of July 2023. Enclosed with this report is a detailed composition of all outstanding investments by securities category as of July 31, 2023. This report reflects the market value and cost of purchase. All investments in the Treasurer's investment portfolio conform to the statutory requirements of Government Code Section 53601 et. seq., authorities delegated by the County Board of Supervisors and the Treasurer's investment policy.

As of July 31, 2023

Treasurer's Investment Pool – Book Value	\$ 9,004,004,653
Treasurer's Investment Pool – Market Value	8,771,995,026
Total Cash in Bank	37,019,236
Total interest received during the month	42,092,337
Average Maturity of the portfolio	529 days
Annualized cash basis rate of return for the month	5.17%

Liquidity Summary of the Portfolio as of July 31, 2023

Maturity	Amount	Percentage Held
1 to 90 days	\$ 1,628,325,917	18.08%
91 to 365 days	2,432,484,144	27.02%
2 years	2,325,082,940	25.82%
3 years	1,611,768,949	17.90%
4 years	555,507,480	6.17%
5 years	450,835,224	5.01%
<b>Total</b>	<b>\$9,004,004,653</b>	<b>100.00%</b>

## Conclusion

Based on investment activity during the month of July 2023, the Treasurer expects to meet all operating cash needs for the pool participants within the next six months from the portfolio's most liquid assets and current revenues. For your review, a copy of the Investment Status Report and transaction details for the month of July 2023 is attached and on file with the Office of the Clerk of the Board of Supervisors.

## Vision 2026 Goal

The Investment Report meets the 10x goal of **Accessible Infrastructure** in support of our shared vision of **Prosperous and Vibrant Economy**.

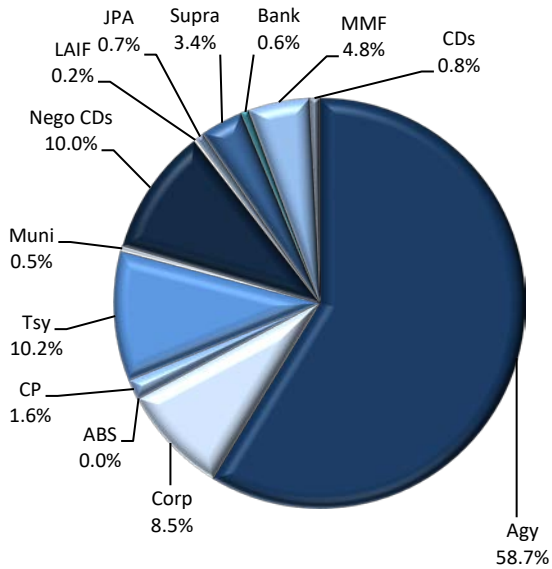
Very truly yours,

A handwritten signature in black ink, appearing to read "Henry C. Levy". The signature is written in a cursive style with a large initial "H" and a long horizontal stroke at the end.

Henry C. Levy  
Treasurer – Tax Collector

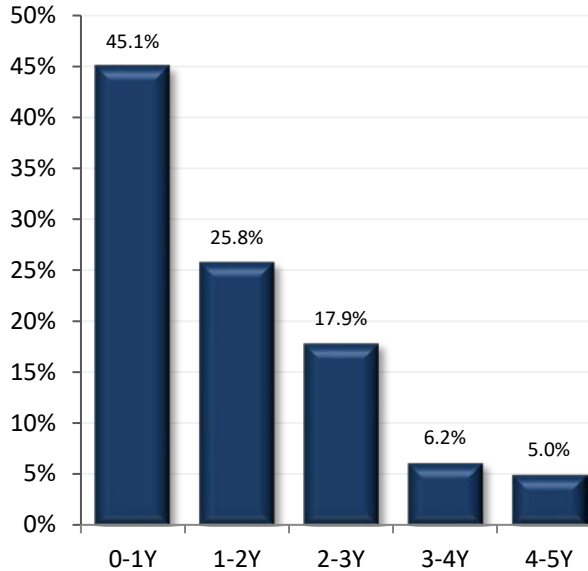
cc: Susan Muranishi, County Administrator  
Melissa Wilk, Auditor-Controller  
School District and Special District Participants  
Members of the Treasury Oversight Committee

**SECTOR ALLOCATION**



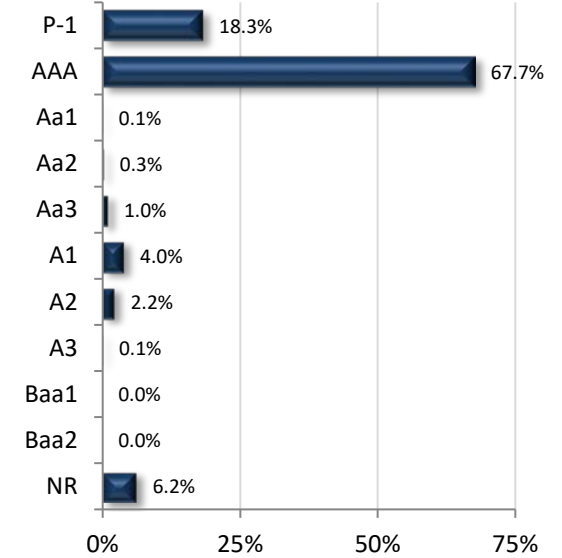
Per Book Value

**MATURITY DISTRIBUTION**



Per Book Value

**CREDIT QUALITY (MOODY'S)**



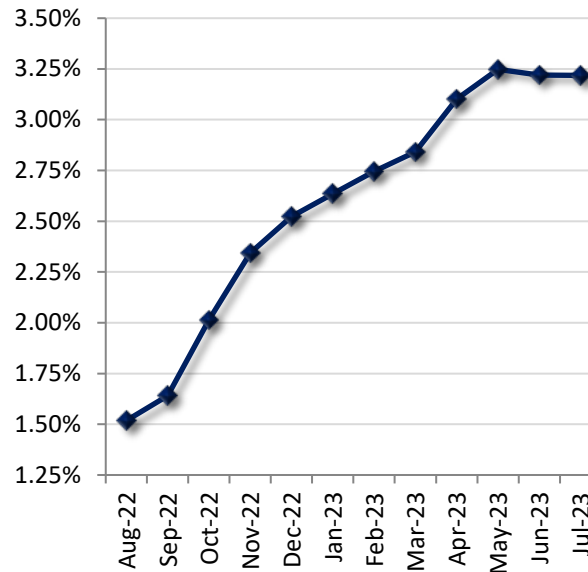
NR: Not Rated

**ACCOUNT SUMMARY**

	7/31/23	6/30/23
<b>Market Value</b>	\$8,771,995,026	\$9,530,215,456
<b>Book Value*</b>	\$9,004,004,653	\$9,764,641,407
<b>Unrealized G/L</b>	-\$232,009,627	-\$234,425,951
<b>Par Value</b>	\$9,055,755,754	\$9,824,844,637
<b>Net Asset Value</b>	\$97.423	\$97.599
<b>Book Yield</b>	3.22%	3.22%
<b>Years to Maturity</b>	1.45	1.30
<b>Effective Duration</b>	1.18	1.06

\*Book Value is not Amortized

**PORTFOLIO BOOK YIELD HISTORY**



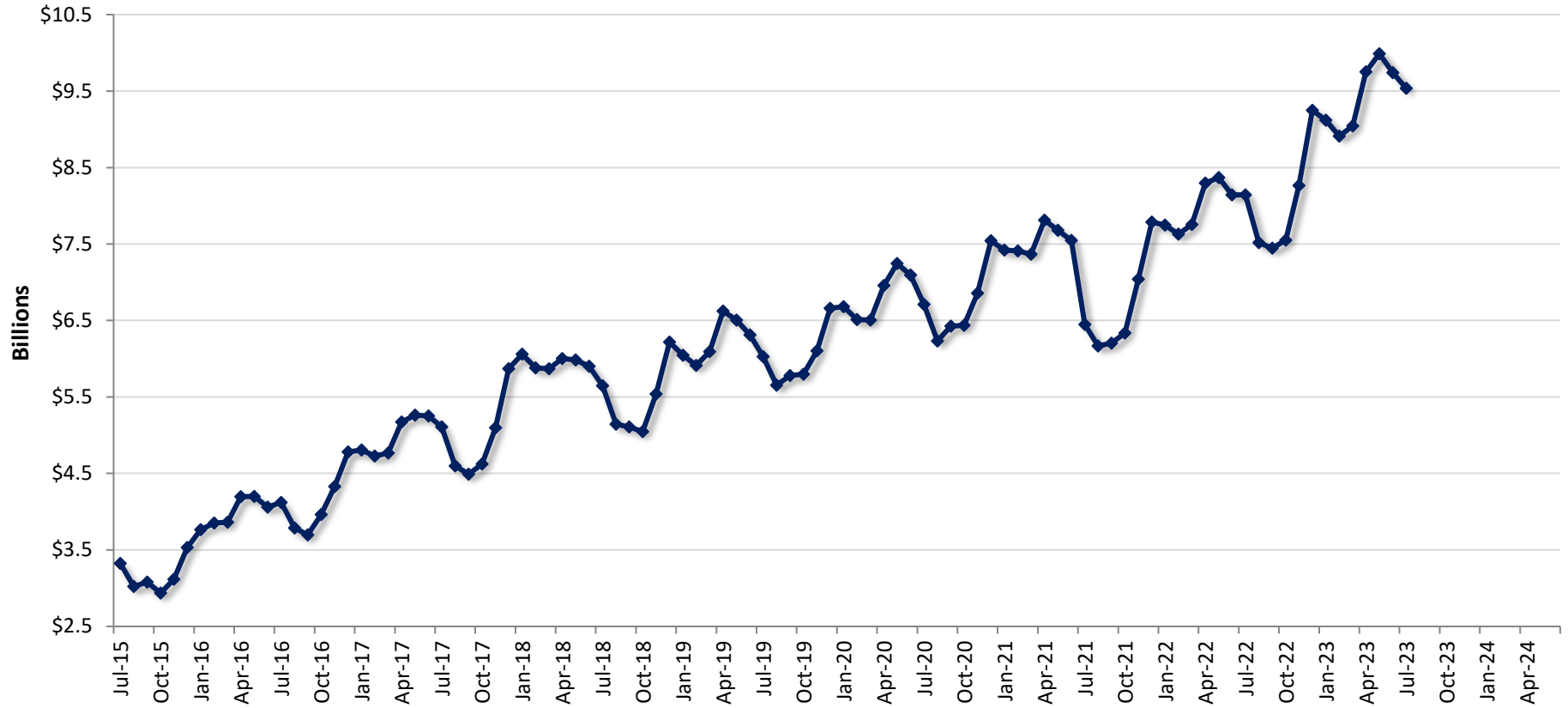
**TOP ISSUERS**

Issuer	% Portfolio
Federal Home Loan Bank	23.8%
Federal Home Loan Mtg Corp	13.5%
U.S. Treasury	9.6%
Natixis North America	7.2%
Federal National Mtg Assn	6.6%
Federal Home Loan Bk Disc Note	5.4%
Federal Farm Credit Bank	4.8%
Farmer Mac	4.6%
State Street Institutional US	3.9%
Bank of Montreal	2.2%
Toyota Motor Credit Corp	2.1%
International Bank Recon & D	2.0%
Amazon	1.0%
Apple Inc.	1.0%
Toronto Dominion Bank	0.8%

Per Book Value

Item / Sector	Parameters	In Compliance
Weighted Average Maturity	Maximum WAM of 3.0 years	Yes 1.45 yrs
U.S. Treasury and Federal Agency Obligations	No sector limit; no issuer limit; max maturity 5 years	Yes 68.9%
Debt Issued by State of CA and Local Agencies within the State	20% limit; 5% issuer limit; Minimum rating of A by at least one NRSRO; max maturity 5 years	Yes 0.5%
LAIF	Maximum amount permitted by LAIF (currently \$75 million limit)	Yes \$22 Mil
Joint Powers Authority (CAMP)	Max Limit: Twice the limit of LAIF deposits (currently \$150 million limit)	Yes \$20 Mil
Joint Powers Authority (CalTrust)	Max Limit: Twice the limit of LAIF deposits (currently \$150 million limit)	Yes \$40 Mil
Money Market Mutual Funds	20% limit; 10% per fund limit; SEC registered with stable NAV; Rated AAAM or equivalent by at least two of the three rating agencies or meet advisor requirements	Yes 4.8%
Commercial Paper (Includes Asset Backed)	25% sector limit; 10% combined issuer limit; Max maturity of 270 days; Rated A-1, P-1, or F-1; Total assets over \$500mm; Asset Backed CP Must have program-wide credit enhancements	Yes 1.6%
Negotiable CDs	30% limit; 10% combined issuer limit; Minimum rating of A by rating agency if issued by domestic bank; Minimum rating of AA if a U.S. branch of a foreign bank; Max maturity of 1 year	Yes 10.0%
Collateralized/FDIC - Insured Time Deposits	Time deposits with banks and savings and loans associations located with the State, collateralized according to Government code	Yes 0.8%
Collateralized Money Market Bank Accounts	Deposit funds in interest-bearing active collateralized money market bank accounts	Yes 0.6%
Medium-Term Notes	30% limit; 10% combined issuer limit, Max maturity 5 years; Minimum rating of A or better by two NRSRO's	Yes 8.5%
Asset-Backed Securities	20% limit; 5% issuer limit; Max maturity of 5 years; Minimum rating of AA or better by rating agency	Yes 0.0%
Repurchase Agreement	20% limit; Max maturity of 180 days; Must have 102% collateral; Collateral of agency and treasuries with final maturity not to exceed 5 years	Yes 0.0%
Supranationals	30% limit; 15% issuer limit; Only IBRD, IFC, IADB; Max Maturity 5 years; Minimum rating of AA by a rating agency; max maturity of 5 years	Yes 3.4%
Floaters, Structured Notes, Derivatives	15% limit for treasuries, agencies, and munis	Yes 0.0%

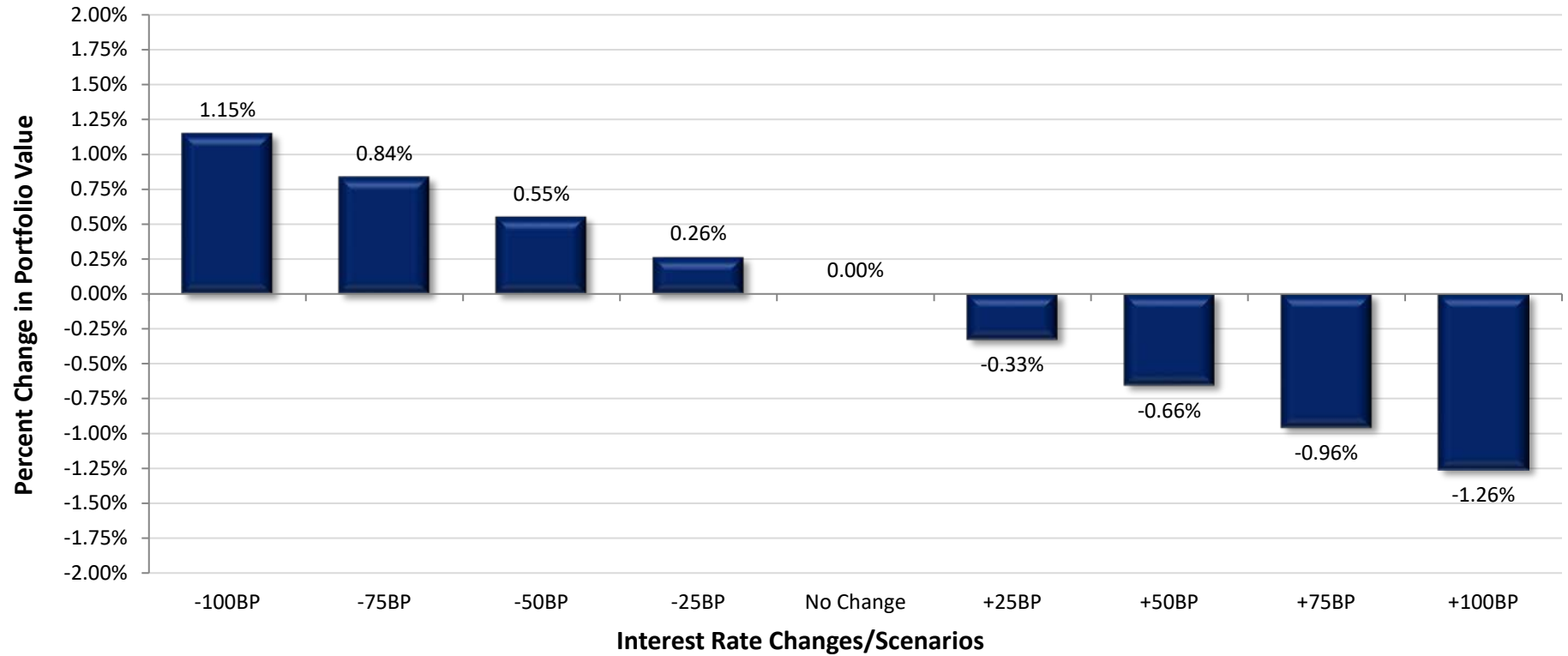
**Historical Book Values  
7/31/2023**



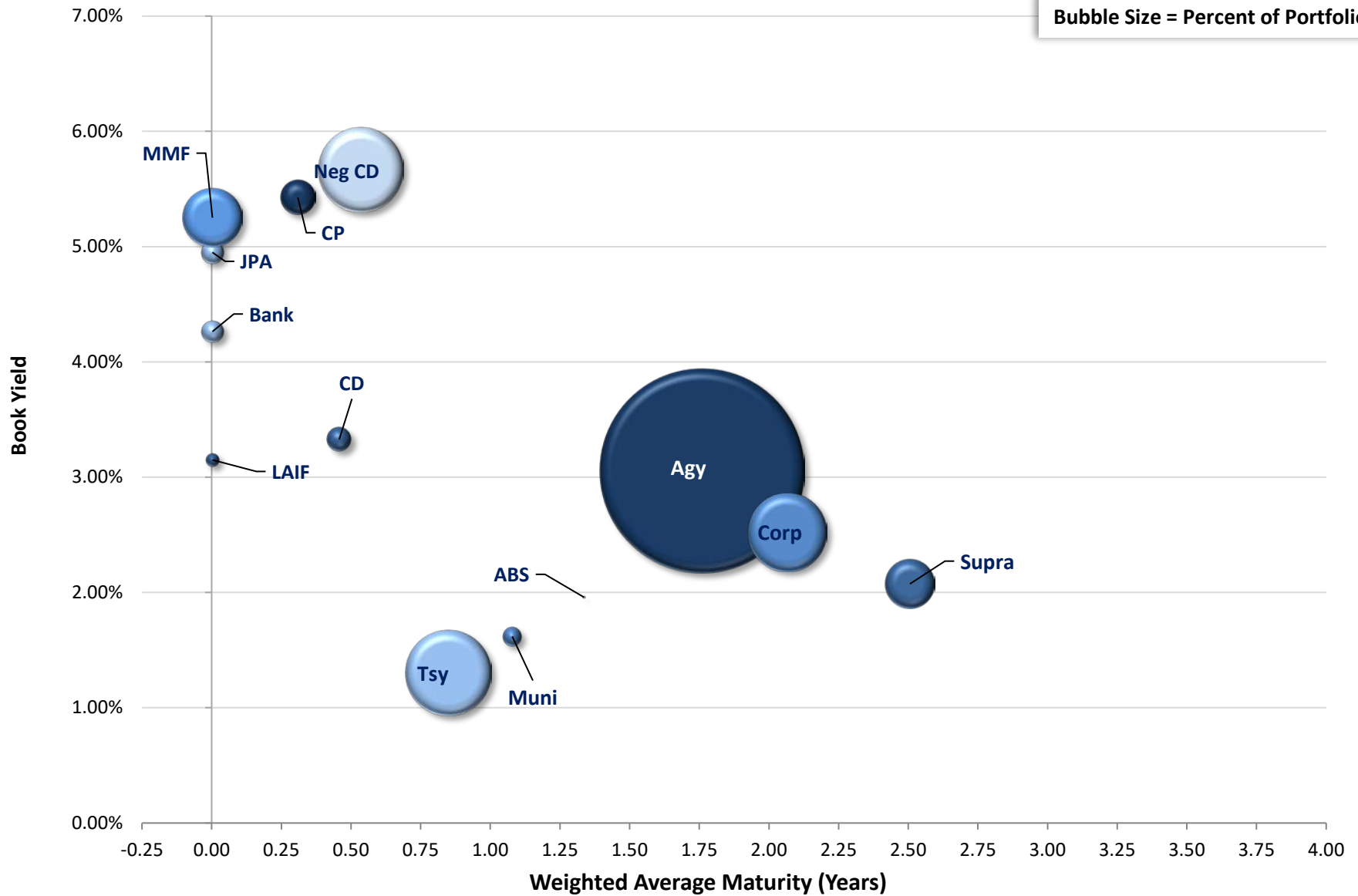
	Jul	Aug	Sep	Oct	Nov	Dec	Jan	Feb	Mar	Apr	May	Jun
<b>Fiscal Year 2016</b>	\$3.325	\$3.023	\$3.078	\$2.936	\$3.117	\$3.530	\$3.747	\$3.852	\$3.862	\$4.195	\$4.199	\$4.060
<b>Fiscal Year 2017</b>	\$4.120	\$3.786	\$3.698	\$3.962	\$4.328	\$4.781	\$4.807	\$4.726	\$4.767	\$5.174	\$5.263	\$5.253
<b>Fiscal Year 2018</b>	\$5.107	\$4.600	\$4.490	\$4.625	\$5.096	\$5.818	\$6.011	\$5.881	\$5.868	\$6.002	\$5.984	\$5.901
<b>Fiscal Year 2019</b>	\$5.648	\$5.146	\$5.108	\$5.047	\$5.540	\$6.217	\$6.047	\$5.912	\$6.093	\$6.626	\$6.507	\$6.311
<b>Fiscal Year 2020</b>	\$6.029	\$5.655	\$5.782	\$5.797	\$6.103	\$6.658	\$6.682	\$6.513	\$6.507	\$6.958	\$7.246	\$7.096
<b>Fiscal Year 2021</b>	\$6.711	\$6.231	\$6.426	\$6.439	\$6.857	\$7.543	\$7.422	\$7.412	\$7.369	\$7.811	\$7.680	\$7.546
<b>Fiscal Year 2022</b>	\$6.449	\$6.168	\$6.204	\$6.335	\$7.041	\$7.786	\$7.749	\$7.630	\$7.753	\$8.296	\$8.370	\$8.141
<b>Fiscal Year 2023</b>	\$8.142	\$7.519	\$7.446	\$7.549	\$8.265	\$9.247	\$9.120	\$8.912	\$9.045	\$9.752	\$9.988	\$9.740
<b>Fiscal Year 2024</b>	\$9.536											

Figures in Billions, Average Daily Balance

Instantaneous Interest Rate Changes and Approximate Change in Portfolio's Market Value

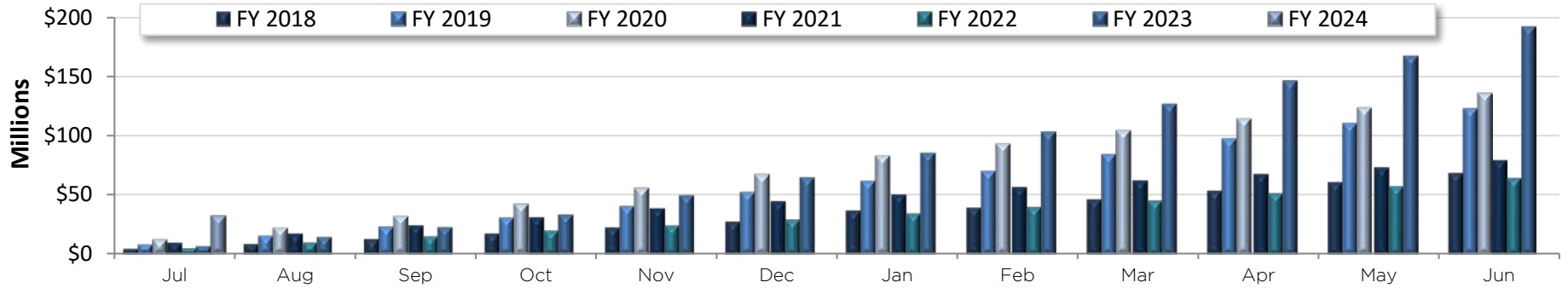


Int. Rate Change	Portfolio Value	Value Change	Percent Change
-100 Basis Points	\$8,872,872,969	\$100,877,943	1.15%
-75 Basis Points	\$8,845,635,924	\$73,640,898	0.84%
-50 Basis Points	\$8,820,416,439	\$48,421,413	0.55%
-25 Basis Points	\$8,795,196,953	\$23,201,927	0.26%
No Change	\$8,771,995,026	\$0	0.00%
+25 Basis Points	\$8,743,257,970	-\$28,737,056	-0.33%
+50 Basis Points	\$8,714,520,915	-\$57,474,111	-0.66%
+75 Basis Points	\$8,687,994,402	-\$84,000,624	-0.96%
+100 Basis Points	\$8,661,467,889	-\$110,527,137	-1.26%



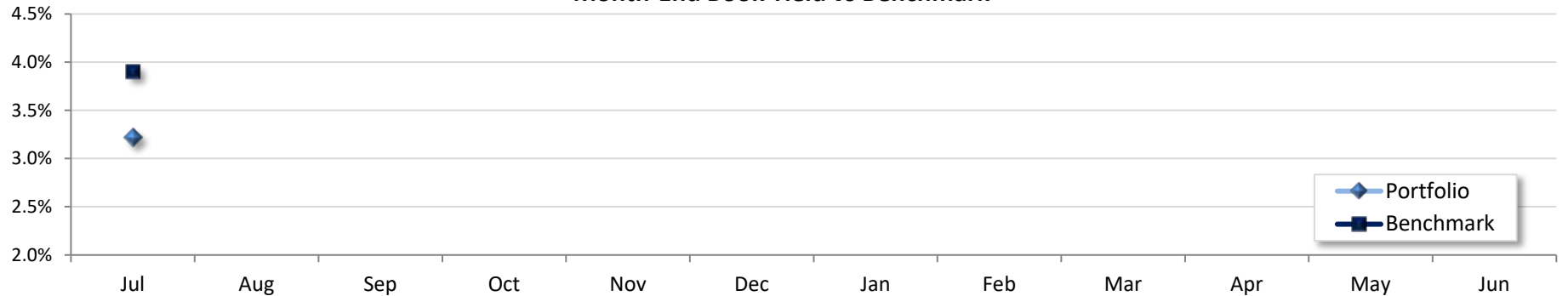
\*Note: Excludes Cash Balance

Fiscal Year-to-Date Earnings



FYTD	Jul	Aug	Sep	Oct	Nov	Dec	Jan	Feb	Mar	Apr	May	Jun	FY Return
FY 2018	\$4.6	\$8.7	\$12.8	\$17.3	\$22.4	\$27.3	\$36.5	\$38.8	\$45.9	\$53.0	\$60.3	\$67.8	1.80%
FY 2019	\$8.4	\$15.8	\$23.5	\$31.1	\$40.7	\$52.6	\$62.1	\$70.3	\$84.4	\$97.7	\$110.6	\$123.0	2.29%
FY 2020	\$12.7	\$22.7	\$32.4	\$42.8	\$56.2	\$67.5	\$83.2	\$93.3	\$104.2	\$114.2	\$123.6	\$135.9	1.56%
FY 2021	\$9.9	\$17.5	\$24.4	\$31.0	\$38.5	\$44.5	\$50.1	\$56.3	\$61.7	\$67.1	\$72.6	\$78.7	0.95%
FY 2022	\$5.3	\$10.2	\$15.4	\$20.3	\$24.5	\$29.3	\$34.3	\$39.5	\$45.0	\$50.9	\$56.8	\$63.4	1.18%
FY 2023	\$7.1	\$14.9	\$23.2	\$33.8	\$50.4	\$65.6	\$86.0	\$103.7	\$127.1	\$146.8	\$167.5	\$192.1	2.20%
FY 2024	\$32.0												


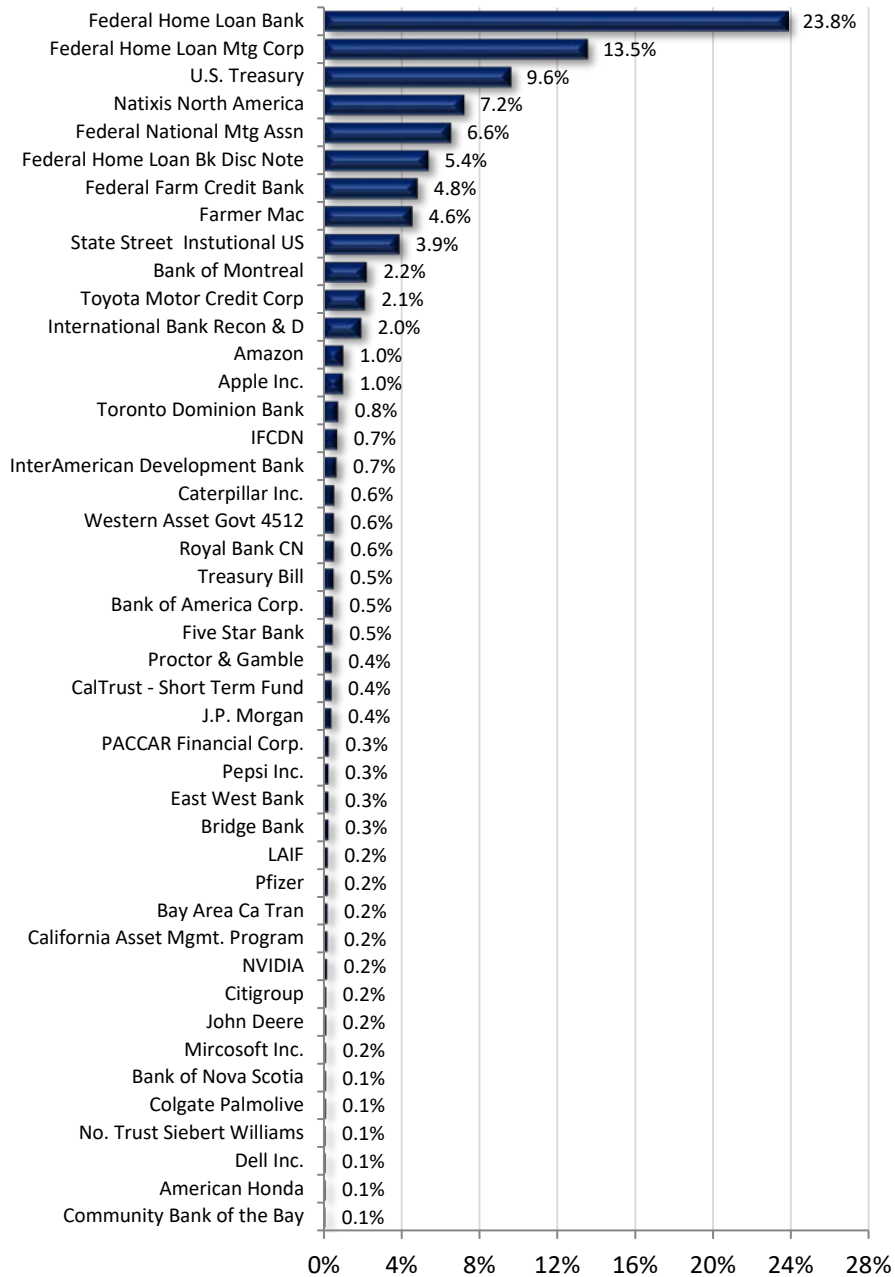
Month-End Book Yield vs Benchmark



	Jul	Aug	Sep	Oct	Nov	Dec	Jan	Feb	Mar	Apr	May	Jun
Month-End Book Yield	3.22%											
Benchmark	3.90%											
Variance	-0.68%											

Benchmark: ICE BofAML Indices 30MMA 10% 1-5yr Tsy, 35% 1-5yr Agy, 5% 1-5yr A-AAA Ex Yankee Corp, and 6MMA 10% 0-1yr Tsy, 20% 0-1yr Agy, 20% 0-1yr A-AAA Corp





**Alameda County Investment Pool  
Portfolio Management  
Portfolio Summary  
July 31, 2023**

Investments	Par Value	Market Value	Book Value	% of Portfolio	Days to Maturity	YTM 365 Equiv.
Non-Negotiable CDs	70,230,000.00	70,230,000.00	70,230,000.00	0.78	167	3.328
Local Agency Investment Funds	22,000,000.00	22,000,000.00	22,000,000.00	0.24	1	3.150
Joint Powers Authority	60,000,000.00	60,000,000.00	60,000,000.00	0.67	1	4.950
Money Market Mutual Funds	432,000,000.00	432,000,000.00	432,000,000.00	4.80	1	5.251
Money Market Bank Accounts	57,000,000.00	57,000,000.00	57,000,000.00	0.63	1	4.263
Negotiable CDs	900,000,000.00	899,169,500.00	900,000,000.00	10.00	195	5.670
Corporate Notes	773,197,000.00	737,536,755.99	768,922,613.18	8.54	754	2.525
Washington Supranational Obligation	304,500,000.00	289,957,390.00	303,745,642.75	3.37	915	2.074
Commercial Paper Disc. -Amortizing	150,000,000.00	147,309,500.00	145,672,583.33	1.62	113	5.428
Agency Bullets (Aaa/AA+)	1,458,578,000.00	1,416,937,268.60	1,451,293,904.53	16.12	557	2.616
Federal Agency Disc. -Amortizing	500,000,000.00	493,315,500.00	486,097,944.44	5.40	95	5.179
Treasury Notes and Bonds	875,000,000.00	843,696,750.00	866,601,519.60	9.62	318	1.063
Treasury Discounts -Amortizing	50,000,000.00	48,707,500.00	48,700,229.17	0.54	177	5.549
Agency Callables (Aaa/AA+)	3,362,005,000.00	3,214,310,879.95	3,349,785,757.63	37.20	759	2.936
Asset Backed Securities	450,753.57	449,479.09	448,682.93	0.00	488	1.958
Municipal Bonds	40,795,000.00	39,374,502.30	41,505,775.80	0.46	394	1.619
	<b>9,055,755,753.57</b>	<b>8,771,995,025.93</b>	<b>9,004,004,653.36</b>	<b>100.00%</b>	<b>529</b>	<b>3.219</b>

Investments	9,055,755,753.57	8,771,995,025.93	9,004,004,653.36	100.00%	529	3.219
-------------	------------------	------------------	------------------	---------	-----	-------

Total Earnings	July 31 Month Ending	Fiscal Year To Date
Current Year	32,007,440.45	32,007,440.45
<b>Average Daily Balance</b>	<b>9,535,858,565.76</b>	<b>9,535,858,565.76</b>
<b>Effective Rate of Return</b>	<b>3.95%</b>	<b>3.95%</b>

Henry C. Levy, Treasurer - Tax Collector

Reporting period 07/01/2023-07/31/2023

Run Date: 08/24/2023 - 14:20

Portfolio POOL  
RC  
PM (PRF\_PM1) 7.3.0  
Report Ver. 7.3.6.1

**Alameda County Investment Pool  
Portfolio Management  
Portfolio Details - Investments  
July 31, 2023**

CUSIP	Investment #	Issuer	Average Balance	Purchase Date	Par Value	Market Value	Book Value	Stated Rate	YTM 365	Days to Maturity	Maturity Date
<b>Non-Negotiable CDs</b>											
SYS12797	12797	Bank of San Francisco		08/04/2022	5,000,000.00	5,000,000.00	5,000,000.00	3.030	3.072	3	08/04/2023
SYS12818	12818	Bridge Bank		10/04/2022	25,000,000.00	25,000,000.00	25,000,000.00	4.000	4.056	63	10/03/2023
SYS12817	12817	Community Bank of the Bay		09/08/2022	10,000,000.00	10,000,000.00	10,000,000.00	4.000	4.056	38	09/08/2023
SYS13073	13073	East West Bank		06/30/2023	25,000,000.00	25,000,000.00	25,000,000.00	5.300	3.042	332	06/28/2024
SYS12964	12964	Self-Help Federal Credit Union		03/13/2023	230,000.00	230,000.00	230,000.00	0.400	0.406	226	03/14/2024
SYS13031	13031	Union Bank of California		05/10/2023	5,000,000.00	5,000,000.00	5,000,000.00	0.050	0.051	283	05/10/2024
<b>Subtotal and Average</b>			<b>118,617,096.77</b>		<b>70,230,000.00</b>	<b>70,230,000.00</b>	<b>70,230,000.00</b>		<b>3.328</b>	<b>167</b>	
<b>Local Agency Investment Funds</b>											
SYS10285	10285	LAIF		07/01/2018	22,000,000.00	22,000,000.00	22,000,000.00	3.150	3.150	1	
<b>Subtotal and Average</b>			<b>22,000,000.00</b>		<b>22,000,000.00</b>	<b>22,000,000.00</b>	<b>22,000,000.00</b>		<b>3.150</b>	<b>1</b>	
<b>Joint Powers Authority</b>											
SYS10470	10470	California Asset Mgmt. Program		07/01/2018	20,000,000.00	20,000,000.00	20,000,000.00	5.430	5.430	1	
SYS12895	12895	CalTRUST - Liquidity Fund		12/09/2022	0.00	0.00	0.00	5.070	5.070	1	
SYS10472	10472	CalTrust - Short Term Fund		07/01/2018	40,000,000.00	40,000,000.00	40,000,000.00	4.710	4.710	1	
<b>Subtotal and Average</b>			<b>60,000,000.00</b>		<b>60,000,000.00</b>	<b>60,000,000.00</b>	<b>60,000,000.00</b>		<b>4.950</b>	<b>1</b>	
<b>Money Market Mutual Funds</b>											
09250C721	12656	BlackRock - Mischler		03/03/2022	6,000,000.00	6,000,000.00	6,000,000.00	5.100	5.100	1	
608919718	11093	Federated Fund 117		07/01/2018	7,000,000.00	7,000,000.00	7,000,000.00	5.230	5.230	1	
316175504	10274	Fidelity Fund No. 695		07/01/2018	1,000,000.00	1,000,000.00	1,000,000.00	5.220	5.220	1	
316175108	11090	Fidelity Fund 57		07/01/2018	1,000,000.00	1,000,000.00	1,000,000.00	5.220	5.220	1	
61747C707	10280	Morgan Stanley Fund 8302		07/01/2018	1,000,000.00	1,000,000.00	1,000,000.00	5.250	5.250	1	
61747C582	11089	Morgan Stanley Fund 8304		07/01/2018	1,000,000.00	1,000,000.00	1,000,000.00	5.200	5.200	1	
665279840	12588	No. Trust Siebert Williams		12/06/2021	12,000,000.00	12,000,000.00	12,000,000.00	5.210	5.210	1	
SYS12009	12009	State Street Institutional US		02/11/2020	353,000,000.00	353,000,000.00	353,000,000.00	5.260	5.260	1	
52470G791	10318	Western Asset Govt 4512		07/01/2018	50,000,000.00	50,000,000.00	50,000,000.00	5.220	5.220	1	
<b>Subtotal and Average</b>			<b>318,290,322.58</b>		<b>432,000,000.00</b>	<b>432,000,000.00</b>	<b>432,000,000.00</b>		<b>5.251</b>	<b>1</b>	
<b>Money Market Bank Accounts</b>											
SYS12169	12169	Five Star Bank		11/12/2019	45,000,000.00	45,000,000.00	45,000,000.00	5.000	5.000	1	
SYS12601	12601	Bank of the West		12/22/2021	10,000,000.00	10,000,000.00	10,000,000.00	1.570	1.570	1	
SYS10286	10286	California Bank & Trust		07/01/2018	0.00	0.00	0.00	1.090	1.090	1	
SYS10290	10290	Union Bank 5764 (US Bank 3918)		07/01/2018	1,000,000.00	1,000,000.00	1,000,000.00	1.150	1.150	1	

**Alameda County Investment Pool  
Portfolio Management  
Portfolio Details - Investments  
July 31, 2023**

CUSIP	Investment #	Issuer	Average Balance	Purchase Date	Par Value	Market Value	Book Value	Stated Rate	YTM 365	Days to Maturity	Maturity Date
<b>Money Market Bank Accounts</b>											
SYS10291	10291	Union Bank 9048 (US Bank 3213)		07/01/2018	1,000,000.00	1,000,000.00	1,000,000.00	1.150	1.150	1	
<b>Subtotal and Average</b>			<b>57,000,000.00</b>		<b>57,000,000.00</b>	<b>57,000,000.00</b>	<b>57,000,000.00</b>		<b>4.263</b>	<b>1</b>	
<b>Negotiable CDs</b>											
06367D6A8	13003	Bank of Montreal		04/21/2023	50,000,000.00	49,908,500.00	50,000,000.00	5.440	5.516	181	01/29/2024
06367D6U4	13028	Bank of Montreal		05/10/2023	50,000,000.00	49,849,500.00	50,000,000.00	5.340	5.414	211	02/28/2024
06367DAY1	13076	Bank of Montreal		07/05/2023	50,000,000.00	50,005,500.00	50,000,000.00	6.000	6.083	337	07/03/2024
63873QZW7	12914	Natixis North America		01/10/2023	50,000,000.00	49,999,500.00	50,000,000.00	5.150	5.222	1	08/02/2023
63873QD76	12955	Natixis North America		03/06/2023	50,000,000.00	49,963,500.00	50,000,000.00	5.390	5.465	85	10/25/2023
63873QE75	12983	Natixis North America		04/10/2023	50,000,000.00	49,970,500.00	50,000,000.00	5.420	5.495	85	10/25/2023
63873QE83	12984	Natixis North America		04/10/2023	50,000,000.00	49,958,000.00	50,000,000.00	5.420	5.495	99	11/08/2023
63873QF66	12997	Natixis North America		04/20/2023	50,000,000.00	49,990,000.00	50,000,000.00	5.450	5.526	71	10/11/2023
63873QF82	13008	Natixis North America		04/24/2023	50,000,000.00	49,887,500.00	50,000,000.00	5.460	5.536	183	01/31/2024
63873QG57	13025	Natixis North America		05/10/2023	50,000,000.00	49,848,500.00	50,000,000.00	5.350	5.424	197	02/14/2024
63873QG40	13026	Natixis North America		05/10/2023	50,000,000.00	49,864,500.00	50,000,000.00	5.350	5.424	183	01/31/2024
63873QH72	13053	Natixis North America		06/08/2023	50,000,000.00	49,969,000.00	50,000,000.00	5.710	5.789	169	01/17/2024
63873QJ70	13070	Natixis North America		06/29/2023	100,000,000.00	99,999,000.00	100,000,000.00	6.010	6.093	329	06/25/2024
63873QL93	13088	Natixis North America		07/27/2023	50,000,000.00	50,012,000.00	50,000,000.00	6.010	6.093	330	06/26/2024
63873QM27	13089	Natixis North America		07/27/2023	50,000,000.00	50,008,000.00	50,000,000.00	6.010	6.093	360	07/26/2024
78015JX28	13062	Royal Bank CN		06/21/2023	50,000,000.00	49,945,500.00	50,000,000.00	5.840	5.921	322	06/18/2024
89115BXB1	12956	Toronto Dominion Bank		03/06/2023	50,000,000.00	49,990,500.00	50,000,000.00	5.310	5.384	43	09/13/2023
<b>Subtotal and Average</b>			<b>1,214,516,129.03</b>		<b>900,000,000.00</b>	<b>899,169,500.00</b>	<b>900,000,000.00</b>		<b>5.670</b>	<b>195</b>	
<b>Corporate Notes</b>											
037833DM9	11851	Apple Inc.		09/11/2019	3,000,000.00	2,895,420.00	2,993,160.00	1.800	1.848	407	09/11/2024
037833DM9	11943	Apple Inc.		12/12/2019	9,000,000.00	8,686,260.00	8,918,370.00	1.800	2.001	407	09/11/2024
037833DT4	12133	Apple Inc.		05/11/2020	5,000,000.00	4,680,750.00	4,991,050.00	1.125	1.162	649	05/11/2025
037833DX5	12200	Apple Inc.		08/20/2020	5,000,000.00	4,580,650.00	4,988,200.00	0.550	0.598	750	08/20/2025
037833DX5	12201	Apple Inc.		08/20/2020	5,000,000.00	4,580,650.00	4,988,200.00	0.550	0.598	750	08/20/2025
037833EB2	12387	Apple Inc.		02/08/2021	20,000,000.00	18,070,200.00	19,955,000.00	0.746	0.792	922	02/08/2026
037833DB3	12935	Apple Inc.		02/07/2023	21,646,000.00	20,346,374.16	20,561,557.05	2.900	4.106	1,503	09/12/2027
037833ES5	13029	Apple Inc.		05/10/2023	10,000,000.00	9,917,300.00	10,000,000.00	4.421	4.421	1,011	05/08/2026
037833ET3	13030	Apple Inc.		05/10/2023	15,000,000.00	14,737,950.00	14,971,050.00	4.000	4.043	1,744	05/10/2028
023135BQ8	12162	Amazon		06/10/2020	5,000,000.00	4,633,850.00	4,995,350.00	0.800	0.819	672	06/03/2025
023135BQ8	12163	Amazon		06/10/2020	5,000,000.00	4,633,850.00	4,993,750.00	0.800	0.826	672	06/03/2025
023135BQ8	12166	Amazon		06/11/2020	10,000,000.00	9,267,700.00	9,990,700.00	0.800	0.819	672	06/03/2025

Portfolio POOL  
RC  
PM (PRF\_PM2) 7.3.0

**Alameda County Investment Pool  
Portfolio Management  
Portfolio Details - Investments  
July 31, 2023**

CUSIP	Investment #	Issuer	Average Balance	Purchase Date	Par Value	Market Value	Book Value	Stated Rate	YTM	Days to 365 Maturity	Maturity Date
<b>Corporate Notes</b>											
023135BX3	12443	Amazon		05/12/2021	10,000,000.00	9,029,600.00	9,956,800.00	1.000	1.089	1,015	05/12/2026
023135BW5	12444	Amazon		05/12/2021	3,000,000.00	2,884,500.00	2,995,620.00	0.450	0.499	285	05/12/2024
023135CF1	12686	Amazon		04/13/2022	7,000,000.00	6,673,030.00	6,985,580.00	3.300	3.345	1,351	04/13/2027
023135CD6	12687	Amazon		04/13/2022	10,000,000.00	9,804,100.00	10,000,000.00	2.730	2.730	256	04/13/2024
023135CE4	12688	Amazon		04/13/2022	13,000,000.00	12,577,240.00	12,979,330.00	3.000	3.050	621	04/13/2025
023135CN4	12883	Amazon		12/01/2022	15,000,000.00	14,934,450.00	14,999,100.00	4.600	4.602	853	12/01/2025
023135CM6	12884	Amazon		12/01/2022	15,000,000.00	14,907,000.00	14,989,950.00	4.700	4.736	486	11/29/2024
06051GJG5	12241	Bank of America Corp.		09/25/2020	8,000,000.00	7,558,320.00	8,000,000.00	0.981	0.981	786	09/25/2025
06051GJG5	12242	Bank of America Corp.		09/25/2020	3,000,000.00	2,834,370.00	3,000,000.00	0.981	0.981	786	09/25/2025
06048WM31	12453	Bank of America Corp.		05/28/2021	10,000,000.00	8,793,000.00	10,000,000.00	1.250	1.250	1,031	05/28/2026
06048WM64	12482	Bank of America Corp.		07/07/2021	10,000,000.00	8,654,100.00	9,975,000.00	1.200	1.252	1,059	06/25/2026
06048WP46	12517	Bank of America Corp.		09/27/2021	10,000,000.00	9,148,000.00	10,000,000.00	0.750	0.750	604	03/27/2025
06048WN63	12530	Bank of America Corp.		10/08/2021	4,898,000.00	4,268,802.92	4,844,122.00	1.150	1.382	1,136	09/10/2026
06406RBC0	12699	Bank of New York		04/26/2022	10,000,000.00	9,625,900.00	9,998,600.00	3.350	3.355	633	04/25/2025
06406RAL1	12153	Bank of NY		06/01/2020	6,540,000.00	6,283,370.40	6,848,426.40	2.100	1.001	450	10/24/2024
06368EA36	12336	Bank of Montreal		12/08/2020	10,000,000.00	9,817,400.00	9,993,500.00	0.450	0.472	129	12/08/2023
06368FAA7	12508	Bank of Montreal		09/15/2021	5,000,000.00	4,968,800.00	4,995,800.00	0.400	0.442	45	09/15/2023
06368FAC3	12509	Bank of Montreal		09/15/2021	6,000,000.00	5,321,280.00	5,989,860.00	1.250	1.285	1,141	09/15/2026
06368FAE9	12625	Bank of Montreal		01/10/2022	10,000,000.00	9,430,600.00	9,994,700.00	1.500	1.518	528	01/10/2025
06368FAG4	12657	Bank of Montreal		03/08/2022	15,000,000.00	14,681,550.00	14,989,500.00	2.150	2.186	220	03/08/2024
06368D3S1	12746	Bank of Montreal		06/07/2022	6,000,000.00	5,807,400.00	5,998,620.00	3.700	3.708	676	06/07/2025
110122DN5	12302	Bristol Myers		11/13/2020	5,000,000.00	4,564,300.00	4,991,900.00	0.750	0.783	835	11/13/2025
110122DT2	12303	Bristol Myers		11/13/2020	5,000,000.00	4,930,300.00	5,000,000.00	0.537	0.537	104	11/13/2023
0641596E1	13099	Bank of Nova Scotia		07/31/2023	13,825,000.00	13,147,022.00	13,147,575.00	0.650	5.763	365	07/31/2024
14913R2F3	12222	Caterpillar Inc.		09/14/2020	10,000,000.00	9,939,800.00	9,993,200.00	0.450	0.473	44	09/14/2023
14913R2U0	12620	Caterpillar Inc.		01/10/2022	5,000,000.00	4,533,050.00	4,997,600.00	1.700	1.710	1,256	01/08/2027
14913R2S5	12621	Caterpillar Inc.		01/10/2022	10,000,000.00	9,801,700.00	9,998,400.00	0.950	0.958	162	01/10/2024
14913R3B1	12912	Caterpillar Inc.		01/06/2023	7,000,000.00	6,987,750.00	6,998,250.00	4.800	4.809	889	01/06/2026
14913UAA8	13033	Caterpillar Inc.		05/15/2023	20,000,000.00	19,749,200.00	19,990,600.00	4.350	4.367	1,018	05/15/2026
17331AJC6	13085	Citigroup		07/20/2023	15,000,000.00	14,976,750.00	15,000,000.00	6.000	6.006	385	08/20/2024
194162AM5	12777	Colgate Palmolive		08/09/2022	3,000,000.00	2,896,020.00	2,997,240.00	3.100	3.114	745	08/15/2025
194162AR4	12950	Colgate Palmolive		03/01/2023	5,000,000.00	5,040,350.00	4,994,900.00	4.600	4.623	1,674	03/01/2028
194162AQ6	12951	Colgate Palmolive		03/01/2023	5,000,000.00	5,019,050.00	4,994,200.00	4.800	4.842	944	03/02/2026
24422EVJ5	12259	John Deere		10/09/2020	2,000,000.00	1,980,720.00	1,997,680.00	0.400	0.439	70	10/10/2023
24422EVX4	12622	John Deere		01/10/2022	3,000,000.00	2,936,070.00	2,999,520.00	0.900	0.908	162	01/10/2024
24422EWX3	13051	John Deere		06/08/2023	5,000,000.00	4,986,350.00	4,997,100.00	4.750	4.771	1,042	06/08/2026

Portfolio POOL  
RC  
PM (PRF\_PM2) 7.3.0

**Alameda County Investment Pool  
Portfolio Management  
Portfolio Details - Investments  
July 31, 2023**

CUSIP	Investment #	Issuer	Average Balance	Purchase Date	Par Value	Market Value	Book Value	Stated Rate	YTM	Days to 365 Maturity	Maturity Date
<b>Corporate Notes</b>											
24422EWW5	13052	John Deere		06/08/2023	5,000,000.00	4,997,650.00	4,997,200.00	4.950	4.980	675	06/06/2025
24422EWA3	12623	Dell Inc.		01/10/2022	5,000,000.00	4,501,400.00	4,997,150.00	1.700	1.712	1,259	01/11/2027
24422EVY2	12624	Dell Inc.		01/10/2022	7,000,000.00	6,622,490.00	6,996,710.00	1.250	1.266	528	01/10/2025
254687FN1	12066	Disney		03/23/2020	5,000,000.00	4,849,850.00	4,997,254.44	3.350	3.360	601	03/24/2025
02665WDS7	13100	American Honda		07/31/2023	11,699,000.00	11,158,857.17	11,156,637.61	0.550	5.678	346	07/12/2024
458140BP4	12069	Intel Corp		03/25/2020	10,000,000.00	9,720,500.00	9,984,500.00	3.400	3.434	602	03/25/2025
46647PBS4	12226	J.P. Morgan		09/16/2020	4,000,000.00	3,972,360.00	4,000,000.00	0.653	0.653	412	09/16/2024
46647PBY1	12396	J.P. Morgan		02/16/2021	5,000,000.00	4,854,500.00	5,000,000.00	0.563	0.563	565	02/16/2025
48128G3N8	12454	J.P. Morgan		05/28/2021	5,000,000.00	4,397,400.00	5,000,000.00	1.200	1.200	1,031	05/28/2026
46647PCH7	12455	J.P. Morgan		06/01/2021	5,000,000.00	4,782,600.00	5,000,000.00	0.824	0.824	670	06/01/2025
48128G3V0	12459	J.P. Morgan		06/11/2021	10,000,000.00	8,725,300.00	10,000,000.00	1.150	1.150	1,045	06/11/2026
48128G4R8	12486	J.P. Morgan		08/17/2021	10,000,000.00	8,725,800.00	9,990,000.00	1.150	1.171	1,112	08/17/2026
53961LAH2	12402	Local Initiatives Support Corp		02/25/2021	5,000,000.00	4,856,250.00	5,000,000.00	0.500	0.500	198	02/15/2024
57636QAW4	12960	Mastercard Inc.		03/09/2023	10,000,000.00	10,105,100.00	9,990,300.00	4.875	4.897	1,682	03/09/2028
594918BQ6	11783	Mircosoft Inc.		06/27/2019	4,157,000.00	4,154,588.94	4,160,450.31	2.000	1.979	7	08/08/2023
594918BY9	12932	Mircosoft Inc.		02/06/2023	5,000,000.00	4,796,650.00	4,867,300.00	3.300	4.025	1,285	02/06/2027
594918BY9	12933	Mircosoft Inc.		02/06/2023	5,000,000.00	4,796,650.00	4,863,500.00	3.300	4.046	1,285	02/06/2027
654106AH6	12074	Nike Inc.		03/27/2020	3,000,000.00	2,872,590.00	2,995,920.00	2.400	2.429	604	03/27/2025
67066GAL8	12679	NVIDIA		04/22/2022	20,000,000.00	19,169,800.00	19,115,528.89	0.584	2.824	318	06/14/2024
69371RQ66	12006	PACCAR Financial Corp.		02/06/2020	10,000,000.00	9,477,500.00	9,991,900.00	1.800	1.817	555	02/06/2025
69371RS49	12981	PACCAR Financial Corp.		03/30/2023	17,000,000.00	16,882,360.00	16,988,610.00	4.450	4.474	972	03/30/2026
713448EQ7	12045	Pepsi Inc.		03/19/2020	2,500,000.00	2,390,200.00	2,498,236.67	2.250	2.265	596	03/19/2025
713448EQ7	12047	Pepsi Inc.		03/19/2020	5,000,000.00	4,780,400.00	4,996,450.00	2.250	2.265	596	03/19/2025
713448EQ7	12051	Pepsi Inc.		03/20/2020	5,000,000.00	4,780,400.00	4,991,650.00	2.250	2.286	596	03/19/2025
713448FB9	12257	Pepsi Inc.		10/07/2020	10,000,000.00	9,902,400.00	9,994,300.00	0.400	0.120	67	10/07/2023
713448FQ6	12942	Pepsi Inc.		02/15/2023	3,000,000.00	2,990,520.00	2,998,260.00	4.550	4.571	927	02/13/2026
717081EX7	12151	Pfizer		05/28/2020	5,000,000.00	4,645,200.00	4,968,800.00	0.800	0.928	666	05/28/2025
716973AA0	13039	Pfizer		05/19/2023	10,000,000.00	9,914,400.00	9,994,300.00	4.650	4.680	657	05/19/2025
716973AB8	13040	Pfizer		05/19/2023	7,000,000.00	6,914,810.00	6,991,810.00	4.450	4.492	1,022	05/19/2026
742718FL8	12280	Proctor & Gamble		10/29/2020	5,000,000.00	4,538,500.00	4,991,900.00	0.550	0.583	820	10/29/2025
742718FL8	12633	Proctor & Gamble		01/31/2022	8,752,000.00	7,944,190.40	8,392,292.80	0.550	1.687	820	10/29/2025
742718FV6	12637	Proctor & Gamble		02/01/2022	20,000,000.00	18,372,000.00	19,971,600.00	1.900	1.930	1,280	02/01/2027
742718FY0	12923	Proctor & Gamble		01/26/2023	3,000,000.00	2,961,030.00	2,997,990.00	4.100	4.124	909	01/26/2026
742718FZ7	12924	Proctor & Gamble		01/26/2023	4,000,000.00	3,935,960.00	3,995,880.00	3.950	3.973	1,639	01/26/2028
808513BR5	12445	Charles Schwab		05/13/2021	4,000,000.00	3,556,960.00	3,990,720.00	1.150	1.198	1,016	05/13/2026
808513BY0	12655	Charles Schwab		03/03/2022	1,000,000.00	903,190.00	998,920.00	2.450	2.473	1,310	03/03/2027

**Alameda County Investment Pool  
Portfolio Management  
Portfolio Details - Investments  
July 31, 2023**

CUSIP	Investment #	Issuer	Average Balance	Purchase Date	Par Value	Market Value	Book Value	Stated Rate	YTM 365	Days to Maturity	Maturity Date
<b>Corporate Notes</b>											
79466LAG9	12484	Salesforce Co.		07/12/2021	3,000,000.00	2,866,020.00	2,998,470.00	0.625	0.640	349	07/15/2024
89114QCP1	12365	Toronto Dominion Bank		01/06/2021	10,000,000.00	8,965,500.00	9,985,300.00	0.750	0.780	889	01/06/2026
89114TZK1	12591	Toronto Dominion Bank		12/13/2021	10,000,000.00	9,427,700.00	9,992,700.00	1.250	1.275	500	12/13/2024
89236TGX7	12081	Toyota Motor Credit Corp		04/01/2020	6,000,000.00	5,783,100.00	5,988,960.00	3.000	3.040	609	04/01/2025
89236TJH9	12464	Toyota Motor Credit Corp		06/18/2021	15,000,000.00	14,345,400.00	14,982,150.00	0.500	0.540	322	06/18/2024
89236TJN6	12506	Toyota Motor Credit Corp		09/13/2021	5,000,000.00	4,738,550.00	4,997,650.00	0.625	0.641	409	09/13/2024
89236TKC8	12758	Toyota Motor Credit Corp		06/30/2022	10,000,000.00	9,783,300.00	9,990,500.00	3.950	3.984	699	06/30/2025
89236TKJ3	13043	Toyota Motor Credit Corp		05/25/2023	11,180,000.00	11,057,020.00	11,234,282.01	4.550	4.635	1,511	09/20/2027
89788JAA79	12635	Truist Bank		01/31/2022	10,000,000.00	9,313,300.00	9,930,500.00	1.500	1.542	587	03/10/2025
882508BK9	12507	Texas Instrument		09/15/2021	3,000,000.00	2,690,280.00	3,000,000.00	1.125	1.125	1,141	09/15/2026
90327QD71	12449	USAA Capital Corp		05/21/2021	7,000,000.00	6,741,070.00	6,987,540.00	0.500	0.572	274	05/01/2024
931142ER0	12512	Walmart		09/17/2021	3,000,000.00	2,688,090.00	2,994,330.00	1.050	1.089	1,143	09/17/2026
931142EW9	12800	Walmart		09/09/2022	7,000,000.00	6,870,430.00	6,995,100.00	3.900	3.925	770	09/09/2025
98459LAA1	12160	Yale University		06/09/2020	3,000,000.00	2,794,440.00	3,000,000.00	0.873	0.873	623	04/15/2025
<b>Subtotal and Average</b>			<b>736,595,638.40</b>		<b>773,197,000.00</b>	<b>737,536,755.99</b>	<b>768,922,613.18</b>		<b>2.525</b>	<b>754</b>	
<b>Washington Supranational Obligation</b>											
45818WCS3	11932	InterAmerican Development Bank		12/03/2019	10,000,000.00	9,527,200.00	9,991,000.00	1.700	1.719	472	11/15/2024
45818WCS3	11950	InterAmerican Development Bank		12/16/2019	25,000,000.00	23,818,000.00	24,891,000.00	1.700	1.793	472	11/15/2024
45818WDA1	12412	InterAmerican Development Bank		03/11/2021	18,000,000.00	16,320,240.00	17,952,714.00	0.800	0.854	946	03/04/2026
45818WEP7	13060	InterAmerican Development Bank		06/15/2023	9,500,000.00	9,398,255.00	9,419,250.00	4.300	4.492	1,780	06/15/2028
459058JL8	12277	International Bank Recon & D		10/28/2020	15,000,000.00	13,633,500.00	14,983,050.00	0.500	0.523	819	10/28/2025
459058JM6	12312	International Bank Recon & D		11/24/2020	20,000,000.00	19,674,400.00	19,957,000.00	0.250	0.322	115	11/24/2023
459058JM6	12313	International Bank Recon & D		11/24/2020	15,000,000.00	14,755,800.00	14,967,750.00	0.250	0.322	115	11/24/2023
459058JE4	12358	International Bank Recon & D		12/23/2020	10,000,000.00	9,142,600.00	9,984,000.00	0.375	0.410	727	07/28/2025
459058JS3	12390	International Bank Recon & D		02/10/2021	15,000,000.00	13,462,050.00	15,000,000.00	0.650	0.650	924	02/10/2026
45905U5Y6	12400	International Bank Recon & D		02/18/2021	9,500,000.00	8,506,870.00	9,492,875.00	0.600	0.615	932	02/18/2026
45905U5Y6	12401	International Bank Recon & D		02/18/2021	10,000,000.00	8,954,600.00	10,000,000.00	0.600	0.600	932	02/18/2026
45906M2L4	12414	International Bank Recon & D		03/12/2021	15,000,000.00	13,449,750.00	14,857,500.00	0.650	0.846	938	02/24/2026
45906M3C3	12669	International Bank Recon & D		03/29/2022	7,500,000.00	7,337,025.00	7,494,150.00	2.250	2.290	240	03/28/2024
45906M3K5	12815	International Bank Recon & D		09/30/2022	15,000,000.00	14,734,950.00	15,000,000.00	4.500	4.500	1,521	09/30/2027
45906M4C2	13057	International Bank Recon & D		06/15/2023	10,000,000.00	9,920,500.00	10,000,000.00	5.750	5.750	1,049	06/15/2026
45906M4E8	13065	International Bank Recon & D		06/26/2023	10,000,000.00	9,916,100.00	10,000,000.00	4.500	4.500	1,791	06/26/2028
45906M4E8	13096	International Bank Recon & D		07/28/2023	25,000,000.00	24,790,250.00	24,823,803.75	4.500	4.754	1,791	06/26/2028
45950VNP7	11974	IFCDN		01/17/2020	25,000,000.00	23,680,500.00	24,953,750.00	1.680	1.719	528	01/10/2025
45950VPX8	12446	IFCDN		05/14/2021	10,000,000.00	8,947,500.00	10,000,000.00	0.860	0.860	1,017	05/14/2026

Portfolio POOL  
RC  
PM (PRF\_PM2) 7.3.0

**Alameda County Investment Pool  
Portfolio Management  
Portfolio Details - Investments  
July 31, 2023**

CUSIP	Investment #	Issuer	Average Balance	Purchase Date	Par Value	Market Value	Book Value	Stated Rate	YTM	Days to Maturity	Maturity Date
<b>Washington Supranational Obligation</b>											
45950VQS8	12573	IFCDN		11/24/2021	10,000,000.00	9,839,700.00	10,000,000.00	0.610	0.610	115	11/24/2023
45950KDD9	13081	IFCDN		07/13/2023	20,000,000.00	20,147,600.00	19,977,800.00	4.500	4.525	1,808	07/13/2028
<b>Subtotal and Average</b>			<b>274,391,568.52</b>		<b>304,500,000.00</b>	<b>289,957,390.00</b>	<b>303,745,642.75</b>		<b>2.074</b>	<b>915</b>	
<b>Commercial Paper Disc. -Amortizing</b>											
89233HVV3	13007	Toyota Motor Credit Corp		04/24/2023	50,000,000.00	49,792,500.00	49,079,250.00	5.220	5.392	28	08/29/2023
89233GA48	13024	Toyota Motor Credit Corp		05/09/2023	100,000,000.00	97,517,000.00	96,593,333.33	5.110	5.446	156	01/04/2024
<b>Subtotal and Average</b>			<b>219,949,030.46</b>		<b>150,000,000.00</b>	<b>147,309,500.00</b>	<b>145,672,583.33</b>		<b>5.428</b>	<b>113</b>	
<b>Agency Bullets (Aaa/AA+)</b>											
31422BFK1	11756	Farmer Mac		05/10/2019	25,000,000.00	24,418,000.00	25,000,000.00	2.400	2.400	274	05/01/2024
31422BJB7	11793	Farmer Mac		07/22/2019	25,000,000.00	24,619,000.00	25,000,000.00	1.970	1.970	154	01/02/2024
31422BPC8	11911	Farmer Mac		11/20/2019	20,000,000.00	19,767,400.00	20,000,000.00	1.720	1.720	111	11/20/2023
31422BQK9	11955	Farmer Mac		12/20/2019	25,000,000.00	23,984,500.00	24,988,750.00	1.690	1.700	416	09/20/2024
31422BQW3	11956	Farmer Mac		12/20/2019	40,000,000.00	39,742,000.00	40,000,000.00	1.740	1.740	62	10/02/2023
31422XXA5	12690	Farmer Mac		04/08/2022	20,000,000.00	19,476,400.00	20,000,000.00	2.570	2.571	332	06/28/2024
31422XE40	12785	Farmer Mac		08/19/2022	15,000,000.00	14,647,650.00	15,000,000.00	4.000	4.000	573	02/24/2025
31422X3G5	13044	Farmer Mac		05/26/2023	15,000,000.00	14,762,700.00	15,000,000.00	5.000	5.000	1,760	05/26/2028
31422X3F7	13047	Farmer Mac		06/01/2023	15,000,000.00	14,811,600.00	14,913,900.00	4.125	4.331	1,035	06/01/2026
31422X4P4	13074	Farmer Mac		07/03/2023	10,000,000.00	9,970,500.00	10,000,000.00	4.380	4.380	1,431	07/02/2027
31422X4S8	13075	Farmer Mac		07/03/2023	15,000,000.00	14,986,950.00	15,000,000.00	5.000	5.000	699	06/30/2025
3133EKQU3	11778	Federal Farm Credit Bank		06/21/2019	30,000,000.00	29,099,700.00	29,984,700.00	1.950	1.961	317	06/13/2024
3133EKTU8	11784	Federal Farm Credit Bank		07/02/2019	12,000,000.00	11,612,520.00	11,998,320.00	1.900	1.903	335	07/01/2024
3133EKZK5	11812	Federal Farm Credit Bank		08/14/2019	20,000,000.00	19,972,000.00	19,992,000.00	1.600	1.610	13	08/14/2023
3133EKA63	11814	Federal Farm Credit Bank		08/16/2019	10,000,000.00	9,626,800.00	9,982,800.00	1.600	1.636	381	08/16/2024
3133ELZM9	12140	Federal Farm Credit Bank		05/15/2020	25,000,000.00	23,100,500.00	24,953,225.00	0.500	0.538	652	05/14/2025
3133ENKS8	12627	Federal Farm Credit Bank		01/11/2022	7,500,000.00	7,078,350.00	7,483,125.00	1.125	1.202	524	01/06/2025
3133ENZS2	12755	Federal Farm Credit Bank		06/28/2022	10,000,000.00	9,799,400.00	9,994,805.00	3.100	3.127	332	06/28/2024
3133ENZ37	12845	Federal Farm Credit Bank		11/10/2022	18,500,000.00	18,401,950.00	18,497,040.00	4.875	4.886	528	01/10/2025
3133EPAF2	12937	Federal Farm Credit Bank		02/08/2023	20,000,000.00	19,919,400.00	19,990,000.00	4.750	4.802	191	02/08/2024
3133EPBF1	12947	Federal Farm Credit Bank		02/21/2023	15,500,000.00	15,384,060.00	15,479,230.00	4.875	4.969	386	08/21/2024
3133EPCX1	12961	Federal Farm Credit Bank		03/10/2023	10,000,000.00	10,004,800.00	9,991,900.00	4.375	4.393	1,683	03/10/2028
3133EPGS8	13009	Federal Farm Credit Bank		04/24/2023	15,000,000.00	14,809,500.00	14,998,650.00	4.250	4.257	723	07/24/2025
3133EPJX4	13035	Federal Farm Credit Bank		05/17/2023	10,000,000.00	9,728,300.00	9,938,639.90	3.625	1.215	931	02/17/2026
3133EPKA2	13037	Federal Farm Credit Bank		05/18/2023	15,000,000.00	14,735,100.00	14,992,695.00	4.000	4.025	748	08/18/2025
3133EPLC7	13045	Federal Farm Credit Bank		05/26/2023	10,000,000.00	9,860,900.00	9,990,800.00	4.125	4.163	940	02/26/2026

Portfolio POOL  
RC  
PM (PRF\_PM2) 7.3.0



**Alameda County Investment Pool  
Portfolio Management  
Portfolio Details - Investments  
July 31, 2023**

CUSIP	Investment #	Issuer	Average Balance	Purchase Date	Par Value	Market Value	Book Value	Stated Rate	YTM 365	Days to Maturity	Maturity Date
<b>Agency Bullets (Aaa/AA+)</b>											
3133EPLD5	13046	Federal Farm Credit Bank		05/30/2023	10,000,000.00	9,829,600.00	9,982,500.00	3.875	3.914	1,764	05/30/2028
3133EPME2	13050	Federal Farm Credit Bank		06/08/2023	15,000,000.00	14,745,750.00	14,966,850.00	3.875	3.924	1,773	06/08/2028
3133EPMV4	13058	Federal Farm Credit Bank		06/15/2023	10,000,000.00	9,888,200.00	9,992,100.00	4.125	4.147	1,414	06/15/2027
3133EPNG6	13063	Federal Farm Credit Bank		06/23/2023	25,000,000.00	24,857,750.00	24,986,750.00	4.375	4.394	1,057	06/23/2026
3133EPPE9	13077	Federal Farm Credit Bank		07/06/2023	15,000,000.00	14,907,000.00	14,978,310.90	4.375	4.427	1,070	07/06/2026
3133EPQC2	13087	Federal Farm Credit Bank		07/26/2023	16,985,000.00	16,981,942.70	16,969,436.99	4.625	4.700	1,081	07/17/2026
3133EPRS6	13093	Federal Farm Credit Bank		07/28/2023	20,000,000.00	19,969,600.00	19,952,975.40	4.875	5.000	727	07/28/2025
3130AGWK7	11815	Federal Home Loan Bank		08/16/2019	12,000,000.00	11,529,120.00	11,971,800.00	1.500	2.136	380	08/15/2024
3130AGWK7	11816	Federal Home Loan Bank		08/16/2019	20,000,000.00	19,215,200.00	19,953,000.00	1.500	1.549	380	08/15/2024
3130AGWK7	11817	Federal Home Loan Bank		08/16/2019	20,000,000.00	19,215,200.00	19,953,000.00	1.500	1.549	380	08/15/2024
3130AK5E2	12220	Federal Home Loan Bank		09/11/2020	2,000,000.00	1,823,800.00	1,994,000.00	0.375	0.436	765	09/04/2025
3130APU29	12551	Federal Home Loan Bank		11/12/2021	12,800,000.00	12,629,120.00	12,794,112.00	0.500	0.523	100	11/09/2023
3130APU29	12552	Federal Home Loan Bank		11/12/2021	20,000,000.00	19,733,000.00	19,990,800.00	0.500	0.523	100	11/09/2023
3130AQF57	12598	Federal Home Loan Bank		12/22/2021	25,000,000.00	24,525,250.00	24,945,000.00	0.625	0.736	143	12/22/2023
3130AQF40	12599	Federal Home Loan Bank		12/22/2021	25,000,000.00	23,589,750.00	24,978,059.90	1.000	1.030	507	12/20/2024
3130AQF65	12600	Federal Home Loan Bank		12/22/2021	25,000,000.00	22,453,250.00	24,925,261.74	1.250	1.311	1,238	12/21/2026
3130ASDS5	12745	Federal Home Loan Bank		06/10/2022	20,000,000.00	19,531,200.00	19,953,600.00	2.750	2.867	332	06/28/2024
3130ASME6	12768	Federal Home Loan Bank		07/08/2022	15,000,000.00	14,671,200.00	14,970,900.00	3.000	3.101	342	07/08/2024
3130ASME6	12769	Federal Home Loan Bank		07/08/2022	10,000,000.00	9,780,800.00	9,980,600.00	3.000	3.101	342	07/08/2024
3130ASME6	12770	Federal Home Loan Bank		07/08/2022	5,000,000.00	4,890,400.00	4,990,300.00	3.000	3.101	342	07/08/2024
3130ATPY7	12822	Federal Home Loan Bank		10/19/2022	9,500,000.00	9,414,690.00	9,477,580.00	4.500	4.644	318	06/14/2024
3130ATQ91	12825	Federal Home Loan Bank		10/20/2022	10,750,000.00	10,725,275.00	10,747,312.50	4.625	4.651	80	10/20/2023
3130ATT31	12829	Federal Home Loan Bank		10/28/2022	15,000,000.00	14,853,150.00	14,983,650.00	4.500	4.561	429	10/03/2024
3130AUCS1	12909	Federal Home Loan Bank		12/21/2022	5,000,000.00	4,983,950.00	5,000,000.00	4.750	4.750	142	12/21/2023
3130ATVD6	12949	Federal Home Loan Bank		02/28/2023	5,000,000.00	4,975,050.00	4,982,000.00	4.875	5.120	409	09/13/2024
3130AV7L0	12953	Federal Home Loan Bank		03/03/2023	19,000,000.00	19,020,330.00	18,974,920.00	5.000	5.071	577	02/28/2025
3130AV7L0	12954	Federal Home Loan Bank		03/03/2023	25,000,000.00	25,026,750.00	24,967,000.00	5.000	5.071	577	02/28/2025
3130AWER7	13054	Federal Home Loan Bank		06/12/2023	9,000,000.00	8,928,360.00	8,992,530.00	4.625	4.670	675	06/06/2025
3130AWER7	13055	Federal Home Loan Bank		06/12/2023	17,000,000.00	16,864,680.00	16,985,890.00	4.625	4.670	675	06/06/2025
3130AWC24	13064	Federal Home Loan Bank		06/23/2023	15,000,000.00	14,802,900.00	14,996,466.67	4.000	4.059	1,774	06/09/2028
3130AWC24	13068	Federal Home Loan Bank		06/28/2023	9,025,000.00	8,906,411.50	9,008,484.25	4.000	4.108	1,774	06/09/2028
3130AWN63	13082	Federal Home Loan Bank		07/14/2023	10,000,000.00	9,884,200.00	9,973,400.00	4.000	4.060	1,795	06/30/2028
3130AWN63	13083	Federal Home Loan Bank		07/14/2023	20,000,000.00	19,768,400.00	19,946,800.00	4.000	4.060	1,795	06/30/2028
31422BFL9	11755	Federal Home Loan Mtg Corp		05/10/2019	25,000,000.00	24,549,500.00	25,000,000.00	2.400	2.400	213	03/01/2024
3137EAEP0	12014	Federal Home Loan Mtg Corp		02/14/2020	15,000,000.00	14,207,850.00	14,988,450.00	1.500	1.516	561	02/12/2025
3137EAEP0	12015	Federal Home Loan Mtg Corp		02/14/2020	10,000,000.00	9,471,900.00	9,992,300.00	1.500	1.516	561	02/12/2025

**Alameda County Investment Pool  
Portfolio Management  
Portfolio Details - Investments  
July 31, 2023**

CUSIP	Investment #	Issuer	Average Balance	Purchase Date	Par Value	Market Value	Book Value	Stated Rate	YTM 365	Days to Maturity	Maturity Date
<b>Agency Bullets (Aaa/AA+)</b>											
31422BG53	12179	Federal Home Loan Mtg Corp		06/29/2020	15,000,000.00	14,875,350.00	14,988,000.00	0.350	0.375	59	09/29/2023
3137EAEU9	12195	Federal Home Loan Mtg Corp		07/23/2020	10,000,000.00	9,153,800.00	9,950,200.00	0.375	0.727	720	07/21/2025
3137EAEV7	12204	Federal Home Loan Mtg Corp		08/21/2020	10,000,000.00	9,968,200.00	9,989,800.00	0.250	0.284	23	08/24/2023
3137EAEV7	12205	Federal Home Loan Mtg Corp		08/21/2020	10,000,000.00	9,968,200.00	9,989,800.00	0.250	0.284	23	08/24/2023
3137EAEZ8	12291	Federal Home Loan Mtg Corp		11/05/2020	10,000,000.00	9,863,600.00	9,991,000.00	0.250	0.280	97	11/06/2023
3137EAEZ8	12293	Federal Home Loan Mtg Corp		11/05/2020	10,000,000.00	9,863,600.00	9,991,000.00	0.250	0.280	97	11/06/2023
3137EAF2	12331	Federal Home Loan Mtg Corp		12/04/2020	15,000,000.00	14,741,250.00	14,985,150.00	0.250	0.283	125	12/04/2023
3137EAF2	12332	Federal Home Loan Mtg Corp		12/04/2020	10,000,000.00	9,827,500.00	9,990,100.00	0.250	0.283	125	12/04/2023
3137EAEX3	12405	Federal Home Loan Mtg Corp		02/26/2021	15,000,000.00	13,647,300.00	14,747,400.00	0.375	0.750	784	09/23/2025
3137EAEX3	13004	Federal Home Loan Mtg Corp		04/21/2023	25,000,000.00	22,745,500.00	22,840,606.42	0.375	4.174	784	09/23/2025
3134GW5P7	13036	Federal Home Loan Mtg Corp		05/17/2023	34,018,000.00	30,898,549.40	31,182,502.86	0.600	4.240	818	10/27/2025
3135G0U43	11568	Federal National Mtg Assn		09/14/2018	20,000,000.00	19,944,400.00	19,918,000.00	2.875	2.964	42	09/12/2023
3135G0V34	11657	Federal National Mtg Assn		02/08/2019	20,000,000.00	19,698,600.00	19,925,600.00	2.500	2.580	188	02/05/2024
3135G0V34	11658	Federal National Mtg Assn		02/08/2019	20,000,000.00	19,698,600.00	19,925,600.00	2.500	2.580	188	02/05/2024
3135G0V75	11788	Federal National Mtg Assn		07/08/2019	20,000,000.00	19,335,800.00	19,924,200.00	1.750	1.830	336	07/02/2024
3135G0W66	11872	Federal National Mtg Assn		10/18/2019	20,000,000.00	19,142,800.00	19,965,800.00	1.625	1.661	441	10/15/2024
3135G0W66	11875	Federal National Mtg Assn		10/18/2019	25,000,000.00	23,928,500.00	24,957,250.00	1.625	1.661	441	10/15/2024
3135G0W66	11876	Federal National Mtg Assn		10/18/2019	25,000,000.00	23,928,500.00	24,957,250.00	1.625	1.661	441	10/15/2024
3135G0W66	11918	Federal National Mtg Assn		11/22/2019	25,000,000.00	23,928,500.00	24,939,515.00	1.625	1.677	441	10/15/2024
3135G0X24	11969	Federal National Mtg Assn		01/10/2020	20,000,000.00	19,024,800.00	19,936,200.00	1.625	1.692	525	01/07/2025
3135G0X24	11970	Federal National Mtg Assn		01/10/2020	20,000,000.00	19,024,800.00	19,936,200.00	1.625	1.692	525	01/07/2025
3135G04Z3	12171	Federal National Mtg Assn		06/19/2020	20,000,000.00	18,406,000.00	19,958,600.00	0.500	0.542	686	06/17/2025
3135G04Z3	12172	Federal National Mtg Assn		06/19/2020	15,000,000.00	13,804,500.00	14,968,950.00	0.500	0.542	686	06/17/2025
3135G06G3	12299	Federal National Mtg Assn		11/12/2020	18,000,000.00	16,336,260.00	17,935,560.00	0.500	0.573	829	11/07/2025
3135G06H1	12321	Federal National Mtg Assn		11/25/2020	15,000,000.00	14,755,050.00	14,982,900.00	0.250	0.288	118	11/27/2023
3135GADM0	12907	Federal National Mtg Assn		12/20/2022	15,000,000.00	14,956,800.00	15,000,000.00	5.000	5.000	141	12/20/2023
<b>Subtotal and Average</b>			<b>1,435,888,745.98</b>		<b>1,458,578,000.00</b>	<b>1,416,937,268.60</b>	<b>1,451,293,904.53</b>		<b>2.616</b>	<b>557</b>	
<b>Federal Agency Disc. -Amortizing</b>											
313384SW0	12938	Federal Home Loan Bk Disc Note		02/10/2023	50,000,000.00	48,656,500.00	47,583,444.44	4.780	5.099	192	02/09/2024
313384SW0	12939	Federal Home Loan Bk Disc Note		02/10/2023	50,000,000.00	48,656,500.00	47,583,444.44	4.780	5.099	192	02/09/2024
313384LA5	12974	Federal Home Loan Bk Disc Note		03/22/2023	50,000,000.00	49,803,500.00	48,928,888.89	4.820	5.063	28	08/29/2023
313384JX8	12977	Federal Home Loan Bk Disc Note		03/27/2023	50,000,000.00	49,993,000.00	49,155,555.56	4.750	4.967	1	08/02/2023
313384KM0	12998	Federal Home Loan Bk Disc Note		04/20/2023	50,000,000.00	49,894,500.00	49,203,500.00	4.860	5.077	15	08/16/2023
313384MF3	12999	Federal Home Loan Bk Disc Note		04/20/2023	50,000,000.00	49,598,000.00	48,911,111.11	4.900	5.149	57	09/27/2023
313384MH9	13000	Federal Home Loan Bk Disc Note		04/20/2023	50,000,000.00	49,584,000.00	48,897,500.00	4.900	5.151	59	09/29/2023

Portfolio POOL  
RC  
PM (PRF\_PM2) 7.3.0

**Alameda County Investment Pool  
Portfolio Management  
Portfolio Details - Investments  
July 31, 2023**

CUSIP	Investment #	Issuer	Average Balance	Purchase Date	Par Value	Market Value	Book Value	Stated Rate	YTM 365	Days to Maturity	Maturity Date
<b>Federal Agency Disc. -Amortizing</b>											
313384LA5	13001	Federal Home Loan Bk Disc Note		04/20/2023	50,000,000.00	49,803,500.00	49,115,750.00	4.860	5.086	28	08/29/2023
313384SM2	13071	Federal Home Loan Bk Disc Note		06/30/2023	50,000,000.00	48,716,500.00	48,432,291.67	5.250	5.549	183	01/31/2024
313384TH2	13072	Federal Home Loan Bk Disc Note		06/30/2023	50,000,000.00	48,609,500.00	48,286,458.33	5.250	5.554	203	02/20/2024
<b>Subtotal and Average</b>			<b>652,301,374.55</b>		<b>500,000,000.00</b>	<b>493,315,500.00</b>	<b>486,097,944.44</b>		<b>5.179</b>	<b>95</b>	
<b>Treasury Notes and Bonds</b>											
9128282D1	11744	U.S. Treasury		04/29/2019	50,000,000.00	49,837,500.00	48,093,750.00	1.375	2.304	30	08/31/2023
9128282D1	11832	U.S. Treasury		08/28/2019	50,000,000.00	49,837,500.00	49,966,796.90	1.375	1.392	30	08/31/2023
912828Y87	11919	U.S. Treasury		11/22/2019	50,000,000.00	48,246,000.00	50,298,828.15	1.750	1.617	365	07/31/2024
912828Y87	11936	U.S. Treasury		12/10/2019	50,000,000.00	48,246,000.00	50,134,765.65	1.750	1.689	365	07/31/2024
91282CBM2	12408	U.S. Treasury		02/26/2021	50,000,000.00	48,609,500.00	49,699,218.75	0.125	0.329	198	02/15/2024
91282CBQ3	12409	U.S. Treasury		03/01/2021	25,000,000.00	22,509,750.00	24,630,859.38	0.500	0.802	942	02/28/2026
91282CDA6	12519	U.S. Treasury		09/30/2021	50,000,000.00	49,574,000.00	49,945,312.50	0.250	0.305	60	09/30/2023
91282CCZ2	12520	U.S. Treasury		09/30/2021	50,000,000.00	44,804,500.00	49,666,015.64	0.875	1.012	1,156	09/30/2026
91282CAT8	12522	U.S. Treasury		09/30/2021	50,000,000.00	45,234,500.00	48,865,234.39	0.250	0.816	822	10/31/2025
91282CDB4	12537	U.S. Treasury		10/27/2021	50,000,000.00	47,281,500.00	49,742,187.50	0.625	0.801	441	10/15/2024
91282CDD0	12555	U.S. Treasury		11/15/2021	50,000,000.00	49,390,500.00	49,873,003.74	0.375	0.513	91	10/31/2023
91282CCT6	12596	U.S. Treasury		12/21/2021	50,000,000.00	47,492,000.00	49,373,046.90	0.375	0.854	380	08/15/2024
91282CDB4	12597	U.S. Treasury		12/21/2021	50,000,000.00	47,281,500.00	49,626,953.15	0.625	0.894	441	10/15/2024
91282CCU3	12604	U.S. Treasury		12/23/2021	50,000,000.00	49,785,500.00	49,580,078.15	0.125	0.627	30	08/31/2023
91282CCU3	12605	U.S. Treasury		12/23/2021	50,000,000.00	49,785,500.00	49,582,031.25	0.125	0.624	30	08/31/2023
91282CCT6	12606	U.S. Treasury		12/23/2021	50,000,000.00	47,492,000.00	49,349,609.40	0.375	0.873	380	08/15/2024
91282CDV0	12634	U.S. Treasury		01/31/2022	50,000,000.00	48,898,500.00	49,679,687.50	0.875	1.200	183	01/31/2024
91282CDD0	12681	U.S. Treasury		04/21/2022	50,000,000.00	49,390,500.00	48,494,140.65	0.375	2.398	91	10/31/2023
<b>Subtotal and Average</b>			<b>1,055,999,201.08</b>		<b>875,000,000.00</b>	<b>843,696,750.00</b>	<b>866,601,519.60</b>		<b>1.063</b>	<b>318</b>	
<b>Treasury Discounts -Amortizing</b>											
912796ZY8	13101	Treasury Bill		07/31/2023	50,000,000.00	48,707,500.00	48,700,229.17	5.258	5.549	177	01/25/2024
<b>Subtotal and Average</b>			<b>1,570,975.13</b>		<b>50,000,000.00</b>	<b>48,707,500.00</b>	<b>48,700,229.17</b>		<b>5.549</b>	<b>177</b>	
<b>Agency Callables (Aaa/AA+)</b>											
31422XXL1	12698	Farmer Mac		04/28/2022	25,000,000.00	24,054,250.00	25,000,000.00	3.050	3.051	727	07/28/2025
31422XXG2	12700	Farmer Mac		04/26/2022	15,000,000.00	14,097,300.00	15,000,000.00	3.100	3.100	1,364	04/26/2027
31422XN40	12837	Farmer Mac		11/01/2022	15,000,000.00	14,791,800.00	15,000,000.00	5.050	5.050	1,553	11/01/2027
31422XN40	12838	Farmer Mac		11/01/2022	15,000,000.00	14,791,800.00	15,000,000.00	5.050	5.050	1,553	11/01/2027
31422XQ62	12855	Farmer Mac		11/22/2022	20,000,000.00	19,798,800.00	20,000,000.00	5.300	5.300	1,025	05/22/2026

Portfolio POOL  
RC  
PM (PRF\_PM2) 7.3.0

**Alameda County Investment Pool  
Portfolio Management  
Portfolio Details - Investments  
July 31, 2023**

CUSIP	Investment #	Issuer	Average Balance	Purchase Date	Par Value	Market Value	Book Value	Stated Rate	YTM	Days to 365 Maturity	Maturity Date
<b>Agency Callables (Aaa/AA+)</b>											
31422X3A8	13038	Farmer Mac		05/19/2023	25,000,000.00	24,128,750.00	25,000,000.00	4.250	4.250	1,753	05/19/2028
31422X4B5	13061	Farmer Mac		06/16/2023	15,000,000.00	14,715,600.00	15,000,000.00	4.850	4.850	1,781	06/16/2028
31422X4V1	13079	Farmer Mac		07/12/2023	15,000,000.00	14,970,750.00	15,000,000.00	5.970	5.970	1,807	07/12/2028
31422X4V1	13080	Farmer Mac		07/12/2023	2,000,000.00	1,996,100.00	2,000,000.00	5.970	5.970	1,807	07/12/2028
31422X5E8	13091	Farmer Mac		07/28/2023	15,000,000.00	14,972,250.00	15,000,000.00	5.000	5.001	1,795	06/30/2028
31422X5N8	13094	Farmer Mac		07/28/2023	15,000,000.00	15,016,500.00	15,000,000.00	5.550	5.550	1,821	07/26/2028
31422X5N8	13095	Farmer Mac		07/28/2023	10,000,000.00	10,011,000.00	10,000,000.00	5.550	5.550	1,821	07/26/2028
3133EMYD8	12441	Federal Farm Credit Bank		05/06/2021	15,000,000.00	13,739,850.00	15,000,000.00	0.850	0.850	825	11/03/2025
3133EMZS4	12447	Federal Farm Credit Bank		05/18/2021	10,000,000.00	8,993,500.00	10,000,000.00	0.900	0.900	1,021	05/18/2026
3133ENEJ5	12564	Federal Farm Credit Bank		11/18/2021	25,000,000.00	23,633,500.00	24,971,250.00	0.875	0.914	475	11/18/2024
3133ENHW3	12603	Federal Farm Credit Bank		12/23/2021	25,000,000.00	23,254,500.00	25,000,000.00	1.170	1.170	692	06/23/2025
3133ENPG9	12642	Federal Farm Credit Bank		02/15/2022	15,000,000.00	14,278,950.00	14,959,950.00	1.750	1.842	563	02/14/2025
3133EMYD8	12987	Federal Farm Credit Bank		04/14/2023	6,260,000.00	5,734,097.40	5,758,448.80	0.850	4.192	825	11/03/2025
3130AKN85	12367	Federal Home Loan Bank		01/20/2021	20,000,000.00	18,013,400.00	19,974,000.00	0.550	0.576	903	01/20/2026
3130AKVY9	12373	Federal Home Loan Bank		01/29/2021	10,000,000.00	8,992,300.00	10,000,000.00	0.520	0.520	912	01/29/2026
3130AKVN3	12374	Federal Home Loan Bank		01/29/2021	5,000,000.00	4,496,150.00	5,000,000.00	0.520	0.520	912	01/29/2026
3130AKUS3	12377	Federal Home Loan Bank		01/29/2021	15,450,000.00	13,887,232.50	15,442,275.00	0.500	0.510	911	01/28/2026
3130AKMD5	12378	Federal Home Loan Bank		01/29/2021	4,980,000.00	4,477,169.40	4,976,324.76	0.500	0.515	909	01/26/2026
3130AKXB7	12391	Federal Home Loan Bank		02/11/2021	10,000,000.00	8,989,400.00	10,000,000.00	0.580	0.580	925	02/11/2026
3130AKXB7	12392	Federal Home Loan Bank		02/11/2021	20,000,000.00	17,978,800.00	20,000,000.00	0.580	0.580	925	02/11/2026
3130AKWA0	12393	Federal Home Loan Bank		02/12/2021	13,000,000.00	11,666,850.00	12,979,200.00	0.520	0.552	926	02/12/2026
3130AKXQ4	12394	Federal Home Loan Bank		02/12/2021	15,000,000.00	13,489,950.00	15,000,000.00	0.600	0.600	926	02/12/2026
3130AKVR4	12395	Federal Home Loan Bank		02/12/2021	20,000,000.00	17,935,800.00	20,000,000.00	0.550	0.550	926	02/12/2026
3130AL3S1	12397	Federal Home Loan Bank		02/17/2021	10,000,000.00	8,995,200.00	10,000,000.00	0.625	0.625	931	02/17/2026
3130ALEM2	12403	Federal Home Loan Bank		02/25/2021	15,000,000.00	13,542,150.00	15,000,000.00	0.790	0.790	939	02/25/2026
3130AKZ25	12406	Federal Home Loan Bank		02/26/2021	10,000,000.00	8,993,400.00	10,000,000.00	0.650	0.650	940	02/26/2026
3130ALJ70	12413	Federal Home Loan Bank		03/12/2021	10,000,000.00	9,680,200.00	10,000,000.00	0.400	0.400	224	03/12/2024
3130ALGJ7	12419	Federal Home Loan Bank		03/23/2021	20,000,000.00	18,082,200.00	20,000,000.00	1.000	1.000	965	03/23/2026
3130ALGJ7	12420	Federal Home Loan Bank		03/23/2021	9,250,000.00	8,363,017.50	9,250,000.00	1.000	1.000	965	03/23/2026
3130ALVS0	12436	Federal Home Loan Bank		04/27/2021	15,000,000.00	13,961,850.00	15,000,000.00	0.620	0.620	545	01/27/2025
3130AMAG7	12437	Federal Home Loan Bank		04/29/2021	10,000,000.00	9,028,300.00	10,000,000.00	1.050	1.050	1,002	04/29/2026
3130AMUP5	12466	Federal Home Loan Bank		06/23/2021	15,000,000.00	13,994,400.00	15,000,000.00	0.500	0.500	510	12/23/2024
3130AMU75	12476	Federal Home Loan Bank		06/30/2021	10,000,000.00	8,979,200.00	10,000,000.00	1.000	1.000	1,060	06/26/2026
3130ANSC53	12494	Federal Home Loan Bank		08/30/2021	15,000,000.00	13,417,650.00	15,000,000.00	1.000	1.000	1,121	08/26/2026
3130ANWK24	12495	Federal Home Loan Bank		08/30/2021	25,000,000.00	23,205,750.00	25,000,000.00	0.650	0.650	575	02/26/2025
3130ANWG1	12496	Federal Home Loan Bank		08/30/2021	25,000,000.00	23,674,500.00	25,000,000.00	0.500	0.500	391	08/26/2024

Portfolio POOL  
RC  
PM (PRF\_PM2) 7.3.0

**Alameda County Investment Pool  
Portfolio Management  
Portfolio Details - Investments  
July 31, 2023**

CUSIP	Investment #	Issuer	Average Balance	Purchase Date	Par Value	Market Value	Book Value	Stated Rate	YTM	Days to 365 Maturity	Maturity Date
<b>Agency Callables (Aaa/AA+)</b>											
3130ANWJ5	12497	Federal Home Loan Bank		08/30/2021	25,000,000.00	23,000,000.00	25,000,000.00	0.720	0.720	679	06/10/2025
3130ANU32	12516	Federal Home Loan Bank		09/22/2021	10,000,000.00	8,930,900.00	9,995,000.00	1.000	1.010	1,148	09/22/2026
3130APDL6	12521	Federal Home Loan Bank		09/30/2021	15,000,000.00	13,846,050.00	15,000,000.00	0.800	0.800	699	06/30/2025
3130APJ89	12538	Federal Home Loan Bank		10/28/2021	10,000,000.00	9,415,200.00	10,000,000.00	0.700	0.700	454	10/28/2024
3130APLB9	12539	Federal Home Loan Bank		10/28/2021	10,000,000.00	9,432,900.00	10,000,000.00	0.850	0.850	454	10/28/2024
3130APLB9	12540	Federal Home Loan Bank		10/28/2021	10,000,000.00	9,432,900.00	10,000,000.00	0.850	0.850	454	10/28/2024
3130APRA5	12554	Federal Home Loan Bank		11/15/2021	25,000,000.00	23,613,500.00	25,000,000.00	1.100	1.100	472	11/15/2024
3130APRU1	12556	Federal Home Loan Bank		11/16/2021	10,000,000.00	9,531,200.00	10,000,000.00	1.000	1.000	381	08/16/2024
3130APRU1	12557	Federal Home Loan Bank		11/16/2021	25,000,000.00	23,828,000.00	25,000,000.00	1.000	1.000	381	08/16/2024
3130APLJ2	12560	Federal Home Loan Bank		11/17/2021	15,000,000.00	14,775,900.00	15,000,000.00	0.500	0.500	108	11/17/2023
3130APNH4	12561	Federal Home Loan Bank		11/18/2021	10,000,000.00	9,222,200.00	10,000,000.00	1.200	1.200	840	11/18/2025
3130APQG3	12562	Federal Home Loan Bank		11/18/2021	20,000,000.00	18,444,400.00	20,000,000.00	1.200	1.200	840	11/18/2025
3130APRE7	12563	Federal Home Loan Bank		11/18/2021	25,000,000.00	23,356,000.00	25,000,000.00	1.010	1.010	567	02/18/2025
3130APBR5	12570	Federal Home Loan Bank		11/19/2021	14,950,000.00	13,952,835.00	14,804,237.50	0.650	0.967	525	01/07/2025
3130APVJ1	12571	Federal Home Loan Bank		11/23/2021	15,000,000.00	13,579,500.00	15,000,000.00	1.500	1.500	1,210	11/23/2026
3130APUP8	12572	Federal Home Loan Bank		11/23/2021	25,000,000.00	23,746,000.00	25,000,000.00	0.750	0.750	388	08/23/2024
3130APWH4	12574	Federal Home Loan Bank		11/24/2021	15,000,000.00	14,777,850.00	15,000,000.00	0.750	0.750	113	11/22/2023
3130APWM3	12581	Federal Home Loan Bank		11/30/2021	10,000,000.00	9,430,200.00	10,000,000.00	1.050	1.050	482	11/25/2024
3130APWE1	12582	Federal Home Loan Bank		11/30/2021	15,000,000.00	13,577,850.00	15,000,000.00	1.500	1.500	1,212	11/25/2026
3130APWV3	12583	Federal Home Loan Bank		11/30/2021	25,000,000.00	23,575,500.00	25,000,000.00	1.050	1.050	482	11/25/2024
3130APW43	12585	Federal Home Loan Bank		12/02/2021	8,125,000.00	7,351,418.75	8,123,375.00	1.500	1.504	1,219	12/02/2026
3130APW84	12586	Federal Home Loan Bank		12/03/2021	10,000,000.00	9,047,400.00	9,997,500.00	1.500	1.505	1,220	12/03/2026
3130APXL4	12589	Federal Home Loan Bank		12/10/2021	25,000,000.00	23,568,500.00	24,993,750.00	1.100	1.108	497	12/10/2024
3130APXT7	12594	Federal Home Loan Bank		12/17/2021	10,000,000.00	9,069,800.00	10,000,000.00	1.600	1.600	1,234	12/17/2026
3130AQ4D2	12602	Federal Home Loan Bank		12/23/2021	7,650,000.00	7,212,267.00	7,650,000.00	1.250	1.250	511	12/24/2024
3130AQ2Z5	12607	Federal Home Loan Bank		12/27/2021	25,000,000.00	22,939,000.00	25,000,000.00	1.500	1.500	969	03/27/2026
3130AQ7M9	12608	Federal Home Loan Bank		12/27/2021	25,000,000.00	23,283,250.00	25,000,000.00	1.250	1.250	696	06/27/2025
3130AQFC2	12609	Federal Home Loan Bank		12/27/2021	25,000,000.00	23,717,250.00	24,993,750.00	1.000	1.009	423	09/27/2024
3130AQ6F5	12610	Federal Home Loan Bank		12/28/2021	10,000,000.00	9,804,300.00	10,000,000.00	0.800	0.800	149	12/28/2023
3130AQA29	12611	Federal Home Loan Bank		12/28/2021	15,000,000.00	14,023,050.00	15,000,000.00	1.230	1.230	605	03/28/2025
3130AQDR1	12613	Federal Home Loan Bank		12/30/2021	25,000,000.00	23,971,750.00	25,000,000.00	1.000	1.000	332	06/28/2024
3130AQDQ3	12614	Federal Home Loan Bank		12/30/2021	15,000,000.00	13,959,300.00	15,000,000.00	1.220	1.220	699	06/30/2025
3130AQ5S8	12615	Federal Home Loan Bank		12/30/2021	25,000,000.00	23,279,000.00	25,000,000.00	1.250	1.250	699	06/30/2025
3130AQFDO	12616	Federal Home Loan Bank		12/30/2021	25,000,000.00	23,494,250.00	25,000,000.00	1.060	1.060	517	12/30/2024
3130AQGY3	12617	Federal Home Loan Bank		12/30/2021	25,000,000.00	23,719,250.00	25,000,000.00	1.030	1.030	426	09/30/2024
3130AQFW8	12618	Federal Home Loan Bank		12/30/2021	25,000,000.00	23,710,250.00	25,000,000.00	1.000	1.000	426	09/30/2024

**Alameda County Investment Pool  
Portfolio Management  
Portfolio Details - Investments  
July 31, 2023**

CUSIP	Investment #	Issuer	Average Balance	Purchase Date	Par Value	Market Value	Book Value	Stated Rate	YTM 365	Days to Maturity	Maturity Date
<b>Agency Callables (Aaa/AA+)</b>											
3130AQJ38	12629	Federal Home Loan Bank		01/25/2022	10,000,000.00	9,562,400.00	10,000,000.00	1.050	1.050	359	07/25/2024
3130AQT4	12631	Federal Home Loan Bank		01/28/2022	15,000,000.00	14,083,500.00	14,857,500.00	1.100	1.429	531	01/13/2025
3130AQM83	12632	Federal Home Loan Bank		01/28/2022	4,185,000.00	3,819,984.30	4,164,261.00	1.600	1.716	1,091	07/27/2026
3130AQU78	12645	Federal Home Loan Bank		02/17/2022	10,000,000.00	9,141,500.00	10,000,000.00	2.010	2.010	1,296	02/17/2027
3130AQM2	12647	Federal Home Loan Bank		02/25/2022	10,000,000.00	9,445,800.00	10,000,000.00	1.750	1.750	574	02/25/2025
3130AQUY7	12648	Federal Home Loan Bank		02/25/2022	10,000,000.00	9,086,500.00	10,000,000.00	2.050	2.050	1,304	02/25/2027
3130AQT78	12652	Federal Home Loan Bank		02/28/2022	15,000,000.00	14,165,700.00	15,000,000.00	1.750	1.750	577	02/28/2025
3130AMU67	12666	Federal Home Loan Bank		03/21/2022	20,000,000.00	19,072,600.00	19,238,220.00	0.400	2.128	332	06/28/2024
3130ARGC9	12667	Federal Home Loan Bank		03/25/2022	10,000,000.00	9,250,500.00	10,000,000.00	2.550	2.550	1,332	03/25/2027
3130ARBC4	12668	Federal Home Loan Bank		03/28/2022	5,000,000.00	4,879,000.00	5,000,000.00	2.000	2.000	240	03/28/2024
3130ARAE1	12670	Federal Home Loan Bank		03/25/2022	25,000,000.00	23,617,000.00	25,000,000.00	2.100	2.100	694	06/25/2025
3130ARFQ9	12671	Federal Home Loan Bank		04/05/2022	25,000,000.00	23,159,250.00	25,000,000.00	2.610	2.610	1,343	04/05/2027
3130ARC41	12674	Federal Home Loan Bank		03/30/2022	15,000,000.00	14,279,100.00	15,000,000.00	2.320	2.320	602	03/25/2025
3130ARFG1	12675	Federal Home Loan Bank		03/30/2022	10,000,000.00	9,201,300.00	10,000,000.00	2.400	2.400	1,332	03/25/2027
3130ARJW2	12677	Federal Home Loan Bank		04/22/2022	15,000,000.00	14,420,700.00	15,000,000.00	3.000	3.000	630	04/22/2025
3130ARL33	12682	Federal Home Loan Bank		04/21/2022	20,000,000.00	19,205,400.00	20,000,000.00	3.000	3.001	751	08/21/2025
3130ARDV0	12691	Federal Home Loan Bank		04/08/2022	10,000,000.00	9,361,200.00	10,000,000.00	3.000	3.000	1,332	03/25/2027
3130ARPZ8	12697	Federal Home Loan Bank		04/28/2022	25,000,000.00	24,096,750.00	25,000,000.00	3.150	3.151	727	07/28/2025
3130ARUV1	12706	Federal Home Loan Bank		04/27/2022	25,000,000.00	24,008,250.00	25,000,000.00	3.100	3.100	818	10/27/2025
3130ARYU9	12740	Federal Home Loan Bank		05/23/2022	10,000,000.00	9,844,800.00	10,000,000.00	3.000	3.002	206	02/23/2024
3130AS3H0	12741	Federal Home Loan Bank		05/26/2022	25,000,000.00	24,609,750.00	25,000,000.00	2.625	2.626	209	02/26/2024
3130ASKE8	12754	Federal Home Loan Bank		06/28/2022	15,000,000.00	14,855,250.00	15,000,000.00	3.300	3.300	149	12/28/2023
3130ASKJ7	12756	Federal Home Loan Bank		06/28/2022	20,000,000.00	19,612,400.00	20,000,000.00	3.500	3.500	332	06/28/2024
3130ASUT4	12778	Federal Home Loan Bank		08/10/2022	15,000,000.00	14,992,650.00	15,000,000.00	3.200	3.127	9	08/10/2023
3130ASZD4	12787	Federal Home Loan Bank		08/30/2022	15,000,000.00	14,674,050.00	14,998,500.00	4.130	4.134	758	08/28/2025
3130ASYZ6	12789	Federal Home Loan Bank		08/30/2022	25,000,000.00	24,408,500.00	25,000,000.00	4.000	4.000	758	08/28/2025
3130ASYR4	12806	Federal Home Loan Bank		09/27/2022	25,000,000.00	24,430,500.00	24,610,000.00	4.000	4.576	758	08/28/2025
3130ATDV6	12814	Federal Home Loan Bank		09/30/2022	10,000,000.00	9,800,100.00	10,000,000.00	5.000	5.000	1,521	09/30/2027
3130ATXX0	12864	Federal Home Loan Bank		11/30/2022	25,000,000.00	24,835,250.00	25,000,000.00	5.000	5.001	297	05/24/2024
3130AU2C7	12885	Federal Home Loan Bank		12/06/2022	15,000,000.00	14,877,300.00	15,000,000.00	5.300	5.300	493	12/06/2024
3130AU5Q3	12896	Federal Home Loan Bank		12/13/2022	20,000,000.00	19,859,740.00	20,000,000.00	5.200	5.205	409	09/13/2024
3130AUNX8	12920	Federal Home Loan Bank		01/25/2023	15,000,000.00	14,927,850.00	15,000,000.00	5.000	5.003	204	02/21/2024
3130AUNQ3	12922	Federal Home Loan Bank		01/26/2023	20,000,000.00	19,950,400.00	20,000,000.00	5.000	5.003	204	02/21/2024
3130AUGJ7	12926	Federal Home Loan Bank		01/30/2023	15,000,000.00	14,884,650.00	15,000,000.00	5.020	5.020	909	01/26/2026
3130AUNY6	12928	Federal Home Loan Bank		01/30/2023	10,000,000.00	9,909,200.00	10,000,000.00	5.125	5.125	727	07/28/2025
3130AUW42	12945	Federal Home Loan Bank		02/16/2023	10,000,000.00	9,959,900.00	10,000,000.00	5.160	5.160	199	02/16/2024

**Alameda County Investment Pool  
Portfolio Management  
Portfolio Details - Investments  
July 31, 2023**

CUSIP	Investment #	Issuer	Average Balance	Purchase Date	Par Value	Market Value	Book Value	Stated Rate	YTM	Days to 365 Maturity	Maturity Date
<b>Agency Callables (Aaa/AA+)</b>											
3130AV5F5	12957	Federal Home Loan Bank		03/07/2023	10,000,000.00	9,961,700.00	10,000,000.00	5.450	5.457	311	06/07/2024
3130AVBR2	12958	Federal Home Loan Bank		03/08/2023	20,375,000.00	20,312,448.75	20,375,000.00	5.510	5.514	244	04/01/2024
3130AVA36	12959	Federal Home Loan Bank		03/08/2023	15,000,000.00	14,953,350.00	15,000,000.00	5.500	5.504	244	04/01/2024
3130AVGL0	12982	Federal Home Loan Bank		04/03/2023	10,000,000.00	9,974,300.00	10,000,000.00	5.250	5.261	155	01/03/2024
3130AQZT3	12993	Federal Home Loan Bank		04/18/2023	8,395,000.00	7,804,075.95	7,968,832.49	2.750	4.266	1,315	03/08/2027
3130ANED8	12994	Federal Home Loan Bank		04/19/2023	18,850,000.00	16,902,795.00	16,998,741.50	1.000	4.246	1,091	07/27/2026
3130AQV26	12996	Federal Home Loan Bank		04/20/2023	25,000,000.00	23,933,500.00	23,972,784.81	1.610	4.898	400	09/04/2024
3130AVR46	13002	Federal Home Loan Bank		04/21/2023	20,000,000.00	19,969,600.00	20,000,000.00	5.300	5.304	290	05/17/2024
3130AVT51	13010	Federal Home Loan Bank		04/25/2023	20,000,000.00	19,902,800.00	20,000,000.00	5.300	5.304	295	05/22/2024
3130AMU75	13021	Federal Home Loan Bank		05/02/2023	5,000,000.00	4,489,600.00	4,538,600.00	1.000	4.155	1,060	06/26/2026
3130AL5A8	13022	Federal Home Loan Bank		05/02/2023	16,225,000.00	14,152,094.00	14,434,409.00	0.900	4.100	1,305	02/26/2027
3130AVV74	13023	Federal Home Loan Bank		05/03/2023	20,000,000.00	19,894,800.00	20,000,000.00	5.280	5.284	301	05/28/2024
3130ARFM8	13034	Federal Home Loan Bank		05/16/2023	5,000,000.00	4,807,100.00	4,857,363.89	2.170	4.547	426	09/30/2024
3130AW6A3	13042	Federal Home Loan Bank		05/22/2023	20,000,000.00	19,910,400.00	20,000,000.00	5.470	5.474	322	06/18/2024
3130AWFH8	13056	Federal Home Loan Bank		06/13/2023	20,000,000.00	19,915,400.00	20,000,000.00	5.510	5.515	346	07/12/2024
3130ARTJ0	13069	Federal Home Loan Bank		06/29/2023	5,000,000.00	4,808,600.00	4,815,500.00	3.000	4.883	724	07/25/2025
3130AUV35	13078	Federal Home Loan Bank		07/06/2023	10,000,000.00	9,956,800.00	10,183,269.44	5.165	5.566	220	03/08/2024
31422BUS7	12016	Federal Home Loan Mtg Corp		02/18/2020	25,000,000.00	23,708,000.00	25,000,000.00	1.680	1.680	567	02/18/2025
3134GVWR5	12144	Federal Home Loan Mtg Corp		05/22/2020	25,000,000.00	23,110,000.00	25,000,000.00	0.625	0.625	660	05/22/2025
3134GWND4	12199	Federal Home Loan Mtg Corp		08/12/2020	15,000,000.00	13,742,250.00	15,000,000.00	0.600	0.600	742	08/12/2025
3134GWN44	12219	Federal Home Loan Mtg Corp		09/11/2020	15,000,000.00	14,166,750.00	15,000,000.00	0.450	0.450	407	09/11/2024
3134GWUY0	12246	Federal Home Loan Mtg Corp		09/30/2020	15,000,000.00	13,963,650.00	15,000,000.00	0.400	0.400	517	12/30/2024
3134GWVJ2	12247	Federal Home Loan Mtg Corp		09/30/2020	15,000,000.00	14,126,100.00	15,000,000.00	0.400	0.400	426	09/30/2024
3134GWWX0	12248	Federal Home Loan Mtg Corp		09/30/2020	15,000,000.00	14,126,100.00	15,000,000.00	0.400	0.400	426	09/30/2024
3134GWVJ2	12249	Federal Home Loan Mtg Corp		09/30/2020	10,000,000.00	9,417,400.00	10,000,000.00	0.400	0.400	426	09/30/2024
3134GWXG6	12250	Federal Home Loan Mtg Corp		09/30/2020	10,000,000.00	9,313,200.00	10,000,000.00	0.430	0.430	517	12/30/2024
3134GWUY0	12251	Federal Home Loan Mtg Corp		09/30/2020	10,000,000.00	9,309,100.00	10,000,000.00	0.400	0.400	517	12/30/2024
3134GXBD5	12300	Federal Home Loan Mtg Corp		11/12/2020	15,000,000.00	14,383,650.00	15,000,000.00	0.360	0.360	288	05/15/2024
3134GXDZ4	12318	Federal Home Loan Mtg Corp		11/25/2020	15,000,000.00	14,032,950.00	15,000,000.00	0.450	0.450	482	11/25/2024
3134GXBM5	12319	Federal Home Loan Mtg Corp		11/25/2020	15,000,000.00	13,586,700.00	15,000,000.00	0.600	0.600	834	11/12/2025
3134GXHD9	12359	Federal Home Loan Mtg Corp		12/23/2020	10,000,000.00	9,070,400.00	10,000,000.00	0.700	0.700	875	12/23/2025
3134GXS07	12715	Federal Home Loan Mtg Corp		05/05/2022	25,000,000.00	24,209,750.00	25,000,000.00	3.020	3.020	462	11/05/2024
3134GXL44	12779	Federal Home Loan Mtg Corp		08/12/2022	15,000,000.00	14,648,850.00	15,000,000.00	4.000	4.000	742	08/12/2025
3134GXR63	12786	Federal Home Loan Mtg Corp		08/29/2022	20,000,000.00	19,518,000.00	20,000,000.00	4.050	4.050	758	08/28/2025
3134GXT87	12788	Federal Home Loan Mtg Corp		08/30/2022	25,000,000.00	24,415,500.00	25,000,000.00	4.000	4.000	577	02/28/2025
3134GXS88	12790	Federal Home Loan Mtg Corp		08/30/2022	10,000,000.00	9,766,200.00	10,000,000.00	4.000	4.000	577	02/28/2025

**Alameda County Investment Pool  
Portfolio Management  
Portfolio Details - Investments  
July 31, 2023**

CUSIP	Investment #	Issuer	Average Balance	Purchase Date	Par Value	Market Value	Book Value	Stated Rate	YTM	Days to 365 Maturity	Maturity Date
<b>Agency Callables (Aaa/AA+)</b>											
3134GXS88	12791	Federal Home Loan Mtg Corp		08/30/2022	10,000,000.00	9,766,200.00	10,000,000.00	4.000	4.000	577	02/28/2025
3134GXW34	12792	Federal Home Loan Mtg Corp		08/30/2022	20,000,000.00	19,599,600.00	20,000,000.00	4.250	4.250	758	08/28/2025
3134GXY65	12804	Federal Home Loan Mtg Corp		09/16/2022	15,000,000.00	14,643,300.00	15,000,000.00	4.250	4.250	958	03/16/2026
3134GX6A7	12827	Federal Home Loan Mtg Corp		10/25/2022	15,000,000.00	14,877,450.00	15,000,000.00	5.000	5.000	633	04/25/2025
3134GX4M3	12828	Federal Home Loan Mtg Corp		10/28/2022	10,000,000.00	9,903,300.00	10,000,000.00	5.080	5.080	451	10/25/2024
3134GY2K7	12846	Federal Home Loan Mtg Corp		11/15/2022	10,000,000.00	9,921,000.00	10,000,000.00	5.310	5.310	472	11/15/2024
3134GX7M0	12847	Federal Home Loan Mtg Corp		11/15/2022	15,000,000.00	14,920,500.00	15,000,000.00	5.150	5.150	1,018	05/15/2026
3134GY2A9	12850	Federal Home Loan Mtg Corp		11/17/2022	15,000,000.00	14,927,250.00	15,000,000.00	5.150	5.150	839	11/17/2025
3134GY4G4	12859	Federal Home Loan Mtg Corp		11/28/2022	25,000,000.00	24,789,000.00	25,000,000.00	5.020	5.025	391	08/26/2024
3134GY4H2	12863	Federal Home Loan Mtg Corp		11/30/2022	25,000,000.00	24,776,500.00	25,000,000.00	5.150	5.150	850	11/28/2025
3134GY6B3	12898	Federal Home Loan Mtg Corp		12/14/2022	25,000,000.00	24,920,000.00	25,000,000.00	5.100	5.102	1,140	09/14/2026
3134GY7M8	12901	Federal Home Loan Mtg Corp		12/16/2022	25,000,000.00	24,795,000.00	25,000,000.00	5.270	5.273	777	09/16/2025
3134GYAA0	12908	Federal Home Loan Mtg Corp		12/20/2022	25,000,000.00	24,844,500.00	25,000,000.00	5.145	5.145	324	06/20/2024
3134GYAW2	12910	Federal Home Loan Mtg Corp		12/22/2022	25,000,000.00	24,688,250.00	25,000,000.00	5.150	5.150	1,056	06/22/2026
3134GXR63	12918	Federal Home Loan Mtg Corp		01/20/2023	10,000,000.00	9,759,000.00	9,871,600.00	4.050	4.577	758	08/28/2025
3134GYE24	12921	Federal Home Loan Mtg Corp		01/26/2023	10,000,000.00	9,893,300.00	10,000,000.00	5.125	5.125	909	01/26/2026
3134GYEA6	12925	Federal Home Loan Mtg Corp		01/27/2023	30,000,000.00	29,831,100.00	30,000,000.00	5.300	5.300	910	01/27/2026
3134GYF98	12927	Federal Home Loan Mtg Corp		01/30/2023	10,000,000.00	9,887,300.00	10,000,000.00	5.000	5.000	546	01/28/2025
3134GYG30	12929	Federal Home Loan Mtg Corp		01/31/2023	5,000,000.00	4,946,250.00	5,000,000.00	5.020	5.028	819	10/28/2025
3134GXRG1	12930	Federal Home Loan Mtg Corp		01/31/2023	5,000,000.00	4,808,300.00	4,852,500.00	3.050	4.422	650	05/12/2025
3134GYFT4	12936	Federal Home Loan Mtg Corp		02/07/2023	15,000,000.00	14,795,550.00	15,000,000.00	5.000	5.003	1,010	05/07/2026
3134GYJE3	12944	Federal Home Loan Mtg Corp		02/16/2023	25,000,000.00	24,598,750.00	25,000,000.00	5.200	5.200	1,476	08/16/2027
3134GYLU4	12973	Federal Home Loan Mtg Corp		03/17/2023	25,000,000.00	24,736,750.00	25,000,000.00	5.500	5.502	1,416	06/17/2027
3134GW6C5	12988	Federal Home Loan Mtg Corp		04/14/2023	13,955,000.00	12,342,918.40	12,485,538.50	0.800	4.022	1,184	10/28/2026
3134GWZG4	12989	Federal Home Loan Mtg Corp		04/14/2023	13,000,000.00	11,836,240.00	11,889,800.00	0.600	4.212	811	10/20/2025
3134GXR63	12991	Federal Home Loan Mtg Corp		04/17/2023	5,000,000.00	4,879,500.00	4,970,062.50	4.050	4.567	758	08/28/2025
3134GW5R3	12992	Federal Home Loan Mtg Corp		04/17/2023	11,935,000.00	10,827,909.40	10,894,268.00	0.650	4.329	818	10/27/2025
3134GYPN6	12995	Federal Home Loan Mtg Corp		04/20/2023	25,000,000.00	24,762,000.00	25,000,000.00	5.125	5.125	811	10/20/2025
3134GYPC0	13005	Federal Home Loan Mtg Corp		04/24/2023	10,000,000.00	9,918,500.00	10,000,000.00	5.375	5.375	632	04/24/2025
3134GYPY2	13011	Federal Home Loan Mtg Corp		04/26/2023	25,000,000.00	24,693,250.00	25,000,000.00	5.150	5.152	1,274	01/26/2027
3134GYQ96	13012	Federal Home Loan Mtg Corp		04/26/2023	20,000,000.00	19,770,600.00	20,000,000.00	5.450	5.450	1,364	04/26/2027
3134GYPX4	13013	Federal Home Loan Mtg Corp		04/27/2023	25,000,000.00	24,748,500.00	25,000,000.00	5.300	5.300	1,183	10/27/2026
3134GYQD7	13014	Federal Home Loan Mtg Corp		04/27/2023	25,000,000.00	24,765,750.00	25,000,000.00	5.400	5.403	1,091	07/27/2026
3134GYQE5	13016	Federal Home Loan Mtg Corp		04/27/2023	25,000,000.00	24,812,000.00	25,000,000.00	5.375	5.375	818	10/27/2025
3134GYQN5	13017	Federal Home Loan Mtg Corp		04/27/2023	25,000,000.00	24,695,500.00	25,000,000.00	5.500	5.500	1,548	10/27/2027
3134GYQA3	13019	Federal Home Loan Mtg Corp		05/01/2023	10,000,000.00	9,959,200.00	10,000,000.00	5.500	5.500	1,004	05/01/2026



**Alameda County Investment Pool  
Portfolio Management  
Portfolio Details - Investments  
July 31, 2023**

CUSIP	Investment #	Issuer	Average Balance	Purchase Date	Par Value	Market Value	Book Value	Stated Rate	YTM	Days to 365 Maturity	Maturity Date
<b>Agency Callables (Aaa/AA+)</b>											
3134GYRW4	13032	Federal Home Loan Mtg Corp		05/11/2023	8,420,000.00	8,354,576.60	8,419,485.44	5.000	5.006	1,378	05/10/2027
3134GYT36	13049	Federal Home Loan Mtg Corp		06/07/2023	15,000,000.00	14,782,200.00	15,000,000.00	5.000	5.000	1,406	06/07/2027
3134GYUC4	13066	Federal Home Loan Mtg Corp		06/28/2023	15,000,000.00	14,817,450.00	15,000,000.00	5.200	5.200	1,793	06/28/2028
3134GYUZ3	13067	Federal Home Loan Mtg Corp		06/28/2023	20,000,000.00	19,820,800.00	20,000,000.00	5.350	5.350	1,427	06/28/2027
3134GYE6	13092	Federal Home Loan Mtg Corp		07/28/2023	15,000,000.00	14,982,750.00	15,000,000.00	5.625	5.625	1,455	07/26/2027
3134GXS47	13097	Federal Home Loan Mtg Corp		07/28/2023	7,000,000.00	6,865,530.00	6,986,000.00	4.200	5.198	758	08/28/2025
3136G4XV0	12181	Federal National Mtg Assn		06/30/2020	15,000,000.00	13,827,150.00	15,000,000.00	0.730	0.730	699	06/30/2025
3136G4ZJ5	12184	Federal National Mtg Assn		07/21/2020	10,000,000.00	9,186,700.00	10,000,000.00	0.625	0.625	720	07/21/2025
3136G4A86	12185	Federal National Mtg Assn		07/21/2020	8,000,000.00	7,330,880.00	7,984,000.00	0.500	0.541	720	07/21/2025
3135G05X7	12209	Federal National Mtg Assn		08/27/2020	15,000,000.00	13,677,450.00	14,929,800.00	0.375	0.470	755	08/25/2025
3135G05X7	12210	Federal National Mtg Assn		08/27/2020	10,000,000.00	9,118,300.00	9,953,200.00	0.375	0.470	755	08/25/2025
3136G42F9	12211	Federal National Mtg Assn		08/27/2020	10,000,000.00	9,152,600.00	10,000,000.00	0.625	0.625	757	08/27/2025
3136G44U4	12265	Federal National Mtg Assn		10/20/2020	10,000,000.00	9,084,100.00	10,000,000.00	0.500	0.500	811	10/20/2025
3135G06C2	12278	Federal National Mtg Assn		10/29/2020	15,000,000.00	13,624,350.00	15,000,000.00	0.600	0.600	820	10/29/2025
3135GA2Z3	12304	Federal National Mtg Assn		11/17/2020	10,000,000.00	9,043,200.00	9,995,000.00	0.560	0.570	839	11/17/2025
3135GA3G4	12317	Federal National Mtg Assn		11/25/2020	10,000,000.00	9,349,000.00	10,000,000.00	0.400	0.400	482	11/25/2024
3135GAA76	12343	Federal National Mtg Assn		12/09/2020	20,000,000.00	18,339,000.00	20,000,000.00	0.540	0.540	678	06/09/2025
3135GABT7	12355	Federal National Mtg Assn		12/16/2020	20,000,000.00	18,313,000.00	20,000,000.00	0.500	0.500	685	06/16/2025
3135GA7L9	12356	Federal National Mtg Assn		12/16/2020	20,000,000.00	18,313,000.00	20,000,000.00	0.500	0.500	685	06/16/2025
3135G06V0	12849	Federal National Mtg Assn		11/16/2022	20,000,000.00	19,563,800.00	19,672,460.00	4.125	4.758	758	08/28/2025
3135GACY5	12856	Federal National Mtg Assn		11/25/2022	10,000,000.00	9,950,700.00	10,000,000.00	5.600	5.600	847	11/25/2025
3135GAD65	12858	Federal National Mtg Assn		11/28/2022	20,000,000.00	19,833,800.00	20,000,000.00	5.200	5.200	848	11/26/2025
3135GADS7	12911	Federal National Mtg Assn		12/23/2022	20,000,000.00	19,789,000.00	20,000,000.00	5.000	5.000	692	06/23/2025
3135G06Y4	12946	Federal National Mtg Assn		02/17/2023	10,000,000.00	9,893,800.00	10,000,000.00	5.200	5.200	931	02/17/2026
3135G07A5	12986	Federal National Mtg Assn		04/14/2023	15,000,000.00	14,923,650.00	15,000,000.00	5.260	5.264	283	05/10/2024
3135GAGL9	12990	Federal National Mtg Assn		04/17/2023	15,000,000.00	14,874,150.00	15,000,000.00	5.000	5.000	443	10/17/2024
3135GAHM6	13041	Federal National Mtg Assn		05/22/2023	10,000,000.00	9,864,200.00	10,000,000.00	5.000	5.000	1,025	05/22/2026
<b>Subtotal and Average</b>			<b>3,326,464,241.23</b>		<b>3,362,005,000.00</b>	<b>3,214,310,879.95</b>	<b>3,349,785,757.63</b>		<b>2.936</b>	<b>759</b>	
<b>Asset Backed Securities</b>											
14315XAC2	11977	CarMax Auto Owner Trust		01/22/2020	228,142.26	227,268.48	228,097.50	1.890	1.906	503	12/16/2024
14043MAC5	12019	Capital One Prime Auto Rec		02/19/2020	102,743.71	102,558.77	102,721.87	1.600	1.615	472	11/15/2024
14043MAC5	12043	Capital One Prime Auto Rec		03/18/2020	119,867.65	119,651.89	117,863.61	1.600	2.360	472	11/15/2024
<b>Subtotal and Average</b>			<b>768,466.22</b>		<b>450,753.57</b>	<b>449,479.09</b>	<b>448,682.93</b>		<b>1.958</b>	<b>488</b>	

**Alameda County Investment Pool  
Portfolio Management  
Portfolio Details - Investments  
July 31, 2023**

CUSIP	Investment #	Issuer	Average Balance	Purchase Date	Par Value	Market Value	Book Value	Stated Rate	YTM 365	Days to Maturity	Maturity Date
<b>Municipal Bonds</b>											
072024WP3	12038	Bay Area Ca Tran		03/17/2020	10,000,000.00	9,780,300.00	10,264,600.00	2.254	1.570	244	04/01/2024
072024WP3	12039	Bay Area Ca Tran		03/17/2020	10,000,000.00	9,780,300.00	10,264,600.00	2.254	1.575	244	04/01/2024
13063DRJ9	11878	St. of California		10/24/2019	5,000,000.00	4,973,850.00	5,100,050.00	2.400	1.870	61	10/01/2023
13032UB98	12692	California Health Facility		04/07/2022	1,000,000.00	976,060.00	1,000,000.00	2.670	2.671	305	06/01/2024
13032UC22	12693	California Health Facility		04/07/2022	2,715,000.00	2,602,979.10	2,715,000.00	2.991	2.992	670	06/01/2025
13032UC30	12694	California Health Facility		04/07/2022	2,500,000.00	2,365,600.00	2,500,000.00	3.044	3.045	1,035	06/01/2026
91412HGE7	12262	UNIVHGR		10/19/2020	9,580,000.00	8,895,413.20	9,661,525.80	0.883	0.721	653	05/15/2025
<b>Subtotal and Average</b>			<b>41,505,775.80</b>		<b>40,795,000.00</b>	<b>39,374,502.30</b>	<b>41,505,775.80</b>		<b>1.619</b>	<b>394</b>	
<b>Total and Average</b>			<b>9,535,858,565.76</b>		<b>9,055,755,753.57</b>	<b>8,771,995,025.93</b>	<b>9,004,004,653.36</b>		<b>3.219</b>	<b>529</b>	

**Alameda County Investment Pool  
Transaction Activity Report  
July 1, 2023 - July 31, 2023  
Sorted by Fund - Transaction Date  
All Funds**

Investment #	Fund	CUSIP	Inv Descrip	TransactionType	TransactionDate	Issuer	New Principal	Principal Paydowns	Interest	Total Cash
13074	100	31422X4P4	FEDERAL AGRIC	Purchase	07/03/2023	Farmer Mac	10,000,000.00			-10,000,000.00
13075	100	31422X4S8	FEDERAL AGRIC	Purchase	07/03/2023	Farmer Mac	15,000,000.00			-15,000,000.00
11784	100	3133EKTV8	FEDERAL FARM CR	Interest	07/03/2023	Federal Farm Credit			114,000.00	114,000.00
11788	100	3135G0V75	FNMA 1.75% MAT	Interest	07/03/2023	Federal National Mtg			175,000.00	175,000.00
11793	100	31422BJB7	FAMCA 1.97% MAT	Interest	07/03/2023	Farmer Mac			246,250.00	246,250.00
12797	100	SYS12797	BANKSF 3.03% MAT	Interest	07/04/2023	Bank of San Francisc			12,625.00	12,625.00
13076	100	06367DAY1	BMO 6.% MAT	Purchase	07/05/2023	Bank of Montreal	50,000,000.00			-50,000,000.00
12157	100	24422EVH9	DEERE JOHN CAP	Redemption	07/05/2023	John Deere		3,000,000.00		3,000,000.00
12962	100	313384HT9	FEDL HOME LOAN	Redemption	07/05/2023	Federal Home Loan		50,000,000.00		50,000,000.00
12157	100	24422EVH9	DEERE JOHN CAP	Interest	07/05/2023	John Deere			10,500.00	10,500.00
12818	100	SYS12818	BRIDGE 4.% MAT	Interest	07/05/2023	Bridge Bank			82,219.67	82,219.67
10472	100	SYS10472	CTRSTF 0.1%	Interest	07/05/2023	CalTrust - Short Ter			149,415.22	149,415.22
13077	100	3133EPPE9	FEDERAL FARM CR	Purchase	07/06/2023	Federal Farm Credit	14,978,310.90			-14,978,310.90
13078	100	3130AUV35	FEDERAL HOME	Purchase	07/06/2023	Federal Home Loan	10,183,269.44			-10,183,269.44
12365	100	89114QCP1	TORONTO	Interest	07/06/2023	Toronto Dominion			37,500.00	37,500.00
12627	100	3133ENKS8	FEDERAL FARM CR	Interest	07/06/2023	Federal Farm Credit			42,187.50	42,187.50
12912	100	14913R3B1	CATERPILLAR FINL	Interest	07/06/2023	Caterpillar Inc.			168,000.00	168,000.00
11969	100	3135G0X24	FEDERAL NATL MTG	Interest	07/07/2023	Federal National Mtg			162,500.00	162,500.00
11970	100	3135G0X24	FEDERAL NATL MTG	Interest	07/07/2023	Federal National Mtg			162,500.00	162,500.00
12570	100	3130APBR5	FEDERAL HOME	Interest	07/07/2023	Federal Home Loan			48,587.50	48,587.50
12183	100	3135G05G4	FEDERAL NATL MTG	Redemption	07/10/2023	Federal National Mtg		10,000,000.00		10,000,000.00
11974	100	45950VNP7	IFCDN 1.68% MAT	Interest	07/10/2023	IFCDN			210,000.00	210,000.00
12183	100	3135G05G4	FEDERAL NATL MTG	Interest	07/10/2023	Federal National Mtg			12,500.00	12,500.00
12620	100	14913R2U0	CATERPILLAR FINL	Interest	07/10/2023	Caterpillar Inc.			42,500.00	42,500.00
12621	100	14913R2S5	CATERPILLAR FINL	Interest	07/10/2023	Caterpillar Inc.			47,500.00	47,500.00
12622	100	24422EVX4	DEERE JOHN	Interest	07/10/2023	John Deere			13,500.00	13,500.00
12624	100	24422EVY2	DEERE JOHN	Interest	07/10/2023	Dell Inc.			43,750.00	43,750.00
12625	100	06368FAE9	BANK OF	Interest	07/10/2023	Bank of Montreal			75,000.00	75,000.00
12768	100	3130ASME6	FEDERAL HOME	Interest	07/10/2023	Federal Home Loan			225,000.00	225,000.00
12769	100	3130ASME6	FEDERAL HOME	Interest	07/10/2023	Federal Home Loan			150,000.00	150,000.00
12770	100	3130ASME6	FEDERAL HOME	Interest	07/10/2023	Federal Home Loan			75,000.00	75,000.00
12845	100	3133ENZ37	FFCB 4.875% MAT	Interest	07/10/2023	Federal Farm Credit			450,937.50	450,937.50
12919	100	SYS12919	EWEST 2.9% MAT	Interest	07/10/2023	East West Bank			79,999.98	79,999.98
12943	100	SYS12943	EWEST 4.8% MAT	Interest	07/10/2023	East West Bank			159,999.96	159,999.96
13031	100	SYS13031	UBOC 0.05% MAT	Interest	07/10/2023	Union Bank of Califo			208.33	208.33

Portfolio POOL

RC

**Alameda County Investment Pool  
Transaction Activity Report  
Sorted by Fund - Transaction Date**

Investment #	Fund	CUSIP	Inv Descrip	TransactionType	TransactionDate	Issuer	New Principal	Principal Paydowns	Interest	Total Cash
13073	100	SYS13073	EWEST 3.0% MAT	Interest	07/10/2023	East West Bank			60,416.64	<b>60,416.64</b>
12623	100	24422EWA3	DEERE JOHN	Interest	07/11/2023	Dell Inc.			42,500.00	<b>42,500.00</b>
13079	100	31422X4V1	FEDERAL AGRIC	Purchase	07/12/2023	Farmer Mac	15,000,000.00			<b>-15,000,000.00</b>
13080	100	31422X4V1	FEDERAL AGRIC	Purchase	07/12/2023	Farmer Mac	2,000,000.00			<b>-2,000,000.00</b>
13081	100	45950KDD9	IFC 4.5% MAT	Purchase	07/13/2023	IFCDN	19,977,800.00			<b>-19,977,800.00</b>
12631	100	3130AQGT4	FEDERAL HOME	Interest	07/13/2023	Federal Home Loan			82,500.00	<b>82,500.00</b>
13082	100	3130AWN63	FEDERAL HOME	Purchase	07/14/2023	Federal Home Loan	9,973,400.00			<b>-9,973,400.00</b>
13083	100	3130AWN63	FEDERAL HOME	Purchase	07/14/2023	Federal Home Loan	19,946,800.00			<b>-19,946,800.00</b>
12761	100	3130AS5R6	FEDERAL HOME	Redemption	07/14/2023	Federal Home Loan		50,000,000.00		<b>50,000,000.00</b>
12761	100	3130AS5R6	FEDERAL HOME	Interest	07/14/2023	Federal Home Loan			135,416.67	<b>135,416.67</b>
12262	100	91412HGE7	UNVHGR 0.883%	Interest	07/16/2023	UNIVHGR			42,295.70	<b>42,295.70</b>
13084	100	SYS13084	EWEST 4.8% MAT	Purchase	07/17/2023	East West Bank	40,000,000.00			<b>-40,000,000.00</b>
12943	100	SYS12943	EWEST 4.8% MAT	Redemption	07/17/2023	East West Bank		40,000,000.00		<b>40,000,000.00</b>
12484	100	79466LAG9	SFORCE 0.625%	Interest	07/17/2023	Salesforce Co.			9,375.00	<b>9,375.00</b>
12943	100	SYS12943	EWEST 4.8% MAT	Interest	07/17/2023	East West Bank			5,333.33	<b>5,333.33</b>
11760	100	14042WAC4	COPAR 2.51% MAT	Interest	07/17/2023	Capital One Prime Au				<b>0.00</b>
11760	100	14042WAC4	COPAR 2.51% MAT	Redemption	07/17/2023	Capital One Prime Au				<b>0.00</b>
11977	100	14315XAC2	CARMX 1.3% MAT	Interest	07/17/2023	CarMax Auto Owner			515.98	<b>515.98</b>
11977	100	14315XAC2	CARMX 1.3% MAT	Redemption	07/17/2023	CarMax Auto Owner		99,465.33		<b>99,465.33</b>
12019	100	14043MAC5	COPAR 1.6% MAT	Interest	07/17/2023	Capital One Prime Au			381.30	<b>381.30</b>
12019	100	14043MAC5	COPAR 1.6% MAT	Redemption	07/17/2023	Capital One Prime Au		183,232.20		<b>183,232.20</b>
12043	100	14043MAC5	COPAR 1.6% MAT	Interest	07/17/2023	Capital One Prime Au			444.85	<b>444.85</b>
12043	100	14043MAC5	COPAR 1.6% MAT	Redemption	07/17/2023	Capital One Prime Au		213,770.90		<b>213,770.90</b>
12985	100	313384JH3	FHLBDN DISC NOTE	Redemption	07/19/2023	Federal Home Loan		50,000,000.00		<b>50,000,000.00</b>
13085	100	17331AJC6	CITI 6.0% MAT	Purchase	07/20/2023	Citigroup	15,000,000.00			<b>-15,000,000.00</b>
12367	100	3130AKN85	FEDERAL HOME	Interest	07/20/2023	Federal Home Loan			55,000.00	<b>55,000.00</b>
13006	100	89233HUM4	TOYOTA DISC NOTE	Redemption	07/21/2023	Toyota Motor Credit		50,000,000.00		<b>50,000,000.00</b>
12184	100	3136G4ZJ5	FEDERAL NATL MTG	Interest	07/21/2023	Federal National Mtg			31,250.00	<b>31,250.00</b>
12185	100	3136G4A86	FEDERAL NATL MTG	Interest	07/21/2023	Federal National Mtg			20,000.00	<b>20,000.00</b>
12195	100	3137EAEU9	FHLMC 0.625% MAT	Interest	07/21/2023	Federal Home Loan			18,750.00	<b>18,750.00</b>
12024	100	43813RAC1	HART 1.61% MAT	Interest	07/21/2023	Hyundai Auto Rec Tru			136.07	<b>136.07</b>
12024	100	43813RAC1	HART 1.61% MAT	Redemption	07/21/2023	Hyundai Auto Rec Tru		101,415.20		<b>101,415.20</b>
13086	100	SYS13086	EWEST 2.9% MAT	Purchase	07/24/2023	East West Bank	20,000,000.00			<b>-20,000,000.00</b>
12919	100	SYS12919	EWEST 2.9% MAT	Redemption	07/24/2023	East West Bank		20,000,000.00		<b>20,000,000.00</b>
12919	100	SYS12919	EWEST 2.9% MAT	Interest	07/24/2023	East West Bank			18,666.67	<b>18,666.67</b>
13009	100	3133EPGS8	FEDERAL FARM CR	Interest	07/24/2023	Federal Farm Credit			159,375.00	<b>159,375.00</b>
12629	100	3130AQJ38	FEDERAL HOME	Interest	07/25/2023	Federal Home Loan			52,500.00	<b>52,500.00</b>
12920	100	3130AUNX8	FEDERAL HOME	Interest	07/25/2023	Federal Home Loan			375,000.00	<b>375,000.00</b>
13069	100	3130ARTJ0	FEDERAL HOME	Interest	07/25/2023	Federal Home Loan			37,500.00	<b>37,500.00</b>
13069	100	3130ARTJ0	FEDERAL HOME	Accr Int	07/25/2023	Federal Home Loan		26,666.67	-26,666.67	<b>0.00</b>
13087	100	3133EPQC2	FEDERAL FARM CR	Purchase	07/26/2023	Federal Farm Credit	16,969,436.99			<b>-16,969,436.99</b>

**Alameda County Investment Pool  
Transaction Activity Report  
Sorted by Fund - Transaction Date**

Investment #	Fund	CUSIP	Inv Descrip	TransactionType	TransactionDate	Issuer	New Principal	Principal Paydowns	Interest	Total Cash
12793	100	89115BNS5	TD 4.11% MAT	Redemption	07/26/2023	Toronto Dominion		50,000,000.00		50,000,000.00
12794	100	06367CXQ5	BMO 4.12% MAT	Redemption	07/26/2023	Bank of Montreal		50,000,000.00		50,000,000.00
12809	100	89115BXN5	TD 4.75% MAT	Redemption	07/26/2023	Toronto Dominion		100,000,000.00		100,000,000.00
12812	100	78015JHA8	ROYAL 4.73% MAT	Redemption	07/26/2023	Royal Bank CN		50,000,000.00		50,000,000.00
12833	100	06367CZ83	BMO 5.33% MAT	Redemption	07/26/2023	Bank of Montreal		50,000,000.00		50,000,000.00
12834	100	89115BAB6	TD 5.34% MAT	Redemption	07/26/2023	Toronto Dominion		50,000,000.00		50,000,000.00
12840	100	63873QXR0	NATXNY 5.56% MAT	Redemption	07/26/2023	Natixis North Americ		50,000,000.00		50,000,000.00
12905	100	313384JQ3	FHLBDN ZERO CPN	Redemption	07/26/2023	Federal Home Loan		50,000,000.00		50,000,000.00
12906	100	313384JQ3	FHLBDN ZERO CPN	Redemption	07/26/2023	Federal Home Loan		50,000,000.00		50,000,000.00
12916	100	06367D3W3	BMO 5.02% MAT	Redemption	07/26/2023	Bank of Montreal		50,000,000.00		50,000,000.00
13027	100	313384JQ3	FHLBDN ZERO CPN	Redemption	07/26/2023	Federal Home Loan		50,000,000.00		50,000,000.00
13084	100	SYS13084	EWEST 4.8% MAT	Redemption	07/26/2023	East West Bank		40,000,000.00		40,000,000.00
13086	100	SYS13086	EWEST 2.9% MAT	Redemption	07/26/2023	East West Bank		20,000,000.00		20,000,000.00
12378	100	3130AKMD5	FEDERAL HOME	Interest	07/26/2023	Federal Home Loan			12,450.00	12,450.00
12793	100	89115BNS5	TD 4.11% MAT	Interest	07/26/2023	Toronto Dominion			1,883,750.00	1,883,750.00
12794	100	06367CXQ5	BMO 4.12% MAT	Interest	07/26/2023	Bank of Montreal			1,888,333.35	1,888,333.35
12809	100	89115BXN5	TD 4.75% MAT	Interest	07/26/2023	Toronto Dominion			3,958,333.30	3,958,333.30
12812	100	78015JHA8	ROYAL 4.73% MAT	Interest	07/26/2023	Royal Bank CN			1,970,833.35	1,970,833.35
12833	100	06367CZ83	BMO 5.33% MAT	Interest	07/26/2023	Bank of Montreal			2,006,152.80	2,006,152.80
12834	100	89115BAB6	TD 5.34% MAT	Interest	07/26/2023	Toronto Dominion			2,009,916.65	2,009,916.65
12840	100	63873QXR0	NATXNY 5.56% MAT	Interest	07/26/2023	Natixis North Americ			2,046,388.90	2,046,388.90
12916	100	06367D3W3	BMO 5.02% MAT	Interest	07/26/2023	Bank of Montreal			1,317,750.00	1,317,750.00
12921	100	3134GYE24	FEDERAL HOME LN	Interest	07/26/2023	Federal Home Loan			256,250.00	256,250.00
12922	100	3130AUNQ3	FEDERAL HOME	Interest	07/26/2023	Federal Home Loan			500,000.00	500,000.00
12923	100	742718FY0	PROCTER &	Interest	07/26/2023	Proctor & Gamble			61,500.00	61,500.00
12924	100	742718FZ7	PROCTER &	Interest	07/26/2023	Proctor & Gamble			79,000.00	79,000.00
12926	100	3130AUGJ7	FEDERAL HOME	Interest	07/26/2023	Federal Home Loan			368,133.33	368,133.33
13011	100	3134GYPY2	FEDERAL HOME LN	Interest	07/26/2023	Federal Home Loan			321,875.00	321,875.00
13084	100	SYS13084	EWEST 4.8% MAT	Interest	07/26/2023	East West Bank			85,333.31	85,333.31
13086	100	SYS13086	EWEST 2.9% MAT	Interest	07/26/2023	East West Bank			42,666.66	42,666.66
13090	100	313384JS9	FHLBDN DISC NOTE	Purchase	07/27/2023	Federal Home Loan	99,985,416.67			-99,985,416.67
13088	100	63873QL93	NATXNY 6.01% MAT	Purchase	07/27/2023	Natixis North Americ	50,000,000.00			-50,000,000.00
13089	100	63873QM27	NATXNY 6.01% MAT	Purchase	07/27/2023	Natixis North Americ	50,000,000.00			-50,000,000.00
12115	100	31422BYV6	FHLMC 0.67% MAT	Redemption	07/27/2023	Farmer Mac		35,000,000.00		35,000,000.00
12795	100	78015JCS4	RY 4.15% MAT	Redemption	07/27/2023	Royal Bank CN		50,000,000.00		50,000,000.00
12115	100	31422BYV6	FHLMC 0.67% MAT	Interest	07/27/2023	Farmer Mac			96,250.00	96,250.00
12632	100	3130AQM83	FEDERAL HOME	Interest	07/27/2023	Federal Home Loan			33,480.00	33,480.00
12795	100	78015JCS4	RY 4.15% MAT	Interest	07/27/2023	Royal Bank CN			1,902,083.35	1,902,083.35
12925	100	3134GYEA6	FEDERAL HOME LN	Interest	07/27/2023	Federal Home Loan			795,000.00	795,000.00
12994	100	3130ANED8	FEDERAL HOME	Interest	07/27/2023	Federal Home Loan			94,250.00	94,250.00
12994	100	3130ANED8	FEDERAL HOME	Accr Int	07/27/2023	Federal Home Loan		42,936.11	-42,936.11	0.00

**Alameda County Investment Pool  
Transaction Activity Report  
Sorted by Fund - Transaction Date**

Investment #	Fund	CUSIP	Inv Descrip	TransactionType	TransactionDate	Issuer	New Principal	Principal Paydowns	Interest	Total Cash
13014	100	3134GYQD7	FEDERAL HOME LN	Interest	07/27/2023	Federal Home Loan			337,500.00	<b>337,500.00</b>
13091	100	31422X5E8	FEDERAL AGRIC	Purchase	07/28/2023	Farmer Mac	15,000,000.00			<b>-15,000,000.00</b>
13094	100	31422X5N8	FEDERAL AGRIC	Purchase	07/28/2023	Farmer Mac	15,000,000.00			<b>-15,000,000.00</b>
13095	100	31422X5N8	FEDERAL AGRIC	Purchase	07/28/2023	Farmer Mac	10,000,000.00			<b>-10,000,000.00</b>
13093	100	3133EPRS6	FEDERAL FARM CR	Purchase	07/28/2023	Federal Farm Credit	19,952,975.40			<b>-19,952,975.40</b>
13098	100	313384JV2	FHLBDN DISC NOTE	Purchase	07/28/2023	Federal Home Loan	99,956,416.67			<b>-99,956,416.67</b>
13092	100	3134GYYE6	FEDERAL HOME LN	Purchase	07/28/2023	Federal Home Loan	15,000,000.00			<b>-15,000,000.00</b>
13097	100	3134GXS47	FEDERAL HOME LN	Purchase	07/28/2023	Federal Home Loan	6,986,000.00			<b>-6,986,000.00</b>
13096	100	45906M4E8	IBRD 4.5% MAT	Purchase	07/28/2023	International Bank R	24,823,803.75			<b>-24,823,803.75</b>
12774	100	3130ASQC6	FEDERAL HOME	Redemption	07/28/2023	Federal Home Loan		20,000,000.00		<b>20,000,000.00</b>
12917	100	46640QUU3	JPMSSC ZERO CPN	Redemption	07/28/2023	JP Morgan Sec		50,000,000.00		<b>50,000,000.00</b>
13090	100	313384JS9	FHLBDN DISC NOTE	Redemption	07/28/2023	Federal Home Loan		100,000,000.00		<b>100,000,000.00</b>
12358	100	459058JE4	IBRD 0.375% MAT	Interest	07/28/2023	International Bank R			18,800.00	<b>18,800.00</b>
12377	100	3130AKUS3	FEDERAL HOME	Interest	07/28/2023	Federal Home Loan			38,625.00	<b>38,625.00</b>
12774	100	3130ASQC6	FEDERAL HOME	Interest	07/28/2023	Federal Home Loan			350,000.00	<b>350,000.00</b>
12927	100	3134GYF98	FEDERAL HOME LN	Interest	07/28/2023	Federal Home Loan			247,222.22	<b>247,222.22</b>
12928	100	3130AUNY6	FEDERAL HOME	Interest	07/28/2023	Federal Home Loan			253,402.78	<b>253,402.78</b>
13099	100	0641596E1	BANK NOVA SCOTIA	Purchase	07/31/2023	Bank of Nova Scotia	13,147,575.00			<b>-13,147,575.00</b>
13100	100	02665WDS7	AMERICAN HONDA	Purchase	07/31/2023	American Honda	11,156,637.61			<b>-11,156,637.61</b>
13101	100	912796ZY8	UNITED STATES	Purchase	07/31/2023	Treasury Bill	48,700,229.17			<b>-48,700,229.17</b>
11791	100	912828S92	UNITED STATES	Redemption	07/31/2023	U.S. Treasury		50,000,000.00		<b>50,000,000.00</b>
11843	100	912828S92	UNITED STATES	Redemption	07/31/2023	U.S. Treasury		50,000,000.00		<b>50,000,000.00</b>
12707	100	91282CCN9	UNITED STATES	Redemption	07/31/2023	U.S. Treasury		100,000,000.00		<b>100,000,000.00</b>
13098	100	313384JV2	FHLBDN DISC NOTE	Redemption	07/31/2023	Federal Home Loan		100,000,000.00		<b>100,000,000.00</b>
11791	100	912828S92	UNITED STATES	Interest	07/31/2023	U.S. Treasury			312,500.00	<b>312,500.00</b>
11843	100	912828S92	UNITED STATES	Interest	07/31/2023	U.S. Treasury			312,500.00	<b>312,500.00</b>
11919	100	912828Y87	UNITED STATES	Interest	07/31/2023	U.S. Treasury			437,500.00	<b>437,500.00</b>
11936	100	912828Y87	UNITED STATES	Interest	07/31/2023	U.S. Treasury			437,500.00	<b>437,500.00</b>
12373	100	3130AKVY9	FEDERAL HOME	Interest	07/31/2023	Federal Home Loan			26,000.00	<b>26,000.00</b>
12374	100	3130AKVN3	FEDERAL HOME	Interest	07/31/2023	Federal Home Loan			13,000.00	<b>13,000.00</b>
12634	100	91282CDV0	UNITED STATES	Interest	07/31/2023	U.S. Treasury			218,750.00	<b>218,750.00</b>
12707	100	91282CCN9	UNITED STATES	Interest	07/31/2023	U.S. Treasury			62,500.00	<b>62,500.00</b>
<b>Totals for General Fund</b>							<b>738,738,071.60</b>	<b>1,488,667,486.4</b>	<b>28,870,465.09</b>	<b>778,799,879.90</b>
<b>Grand Total</b>							<b>738,738,071.60</b>	<b>1,488,667,486.4</b>	<b>28,870,465.09</b>	<b>778,799,879.90</b>