



T R E A S U R E R - T A X C O L L E C T O R

HENRY C. LEVY
TREASURER - TAX COLLECTOR

April 25, 2023

Board of Supervisors
County of Alameda
1221 Oak Street, 5th Floor
Oakland, CA 94612

Dear Board Members:

RE: Investment Report – March 2023

In accordance with the Treasurer’s investment policy, submitted herewith is a report of the cash pool investments for the month of March 2023. Enclosed with this report is a detailed composition of all outstanding investments by securities category as of March 31, 2023. This report reflects the market value and cost of purchase. All investments in the Treasurer’s investment portfolio conform to the statutory requirements of Government Code Section 53601 et. seq., authorities delegated by the County Board of Supervisors and the Treasurer’s investment policy.

As of March 31, 2023

Treasurer’s Investment Pool – Book Value	\$ 9,170,771,224
Treasurer’s Investment Pool – Market Value	8,956,216,613
Total Cash in Bank	110,496,064
Total interest received during the month	14,801,624
Average Maturity of the portfolio	461 days
Annualized cash basis rate of return for the month	1.91%

Liquidity Summary of the Portfolio as of March 31, 2023

Maturity	Amount	Percentage Held
1 to 90 days	\$ 2,066,229,715	22.53%
91 to 365 days	2,611,878,220	28.48%
2 years	2,141,003,938	23.35%
3 years	1,664,330,919	18.15%
4 years	470,808,315	5.13%
5 years	216,520,117	2.36%
Total	\$9,170,771,224	100.00%

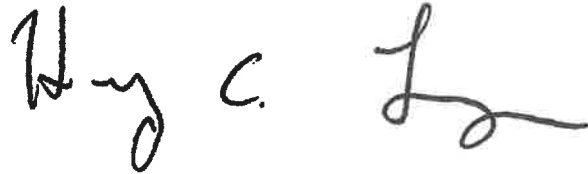
Conclusion

Based on investment activity during the month of March 2023, the Treasurer expects to meet all operating cash needs for the pool participants within the next six months from the portfolio's most liquid assets and current revenues. For your review, a copy of the Investment Status Report and transaction details for the month of March 2023 is attached and on file with the Office of the Clerk of the Board of Supervisors.

Vision 2026 Goal

The Investment Report meets the 10x goal of **Accessible Infrastructure** in support of our shared vision of **Prosperous and Vibrant Economy**.

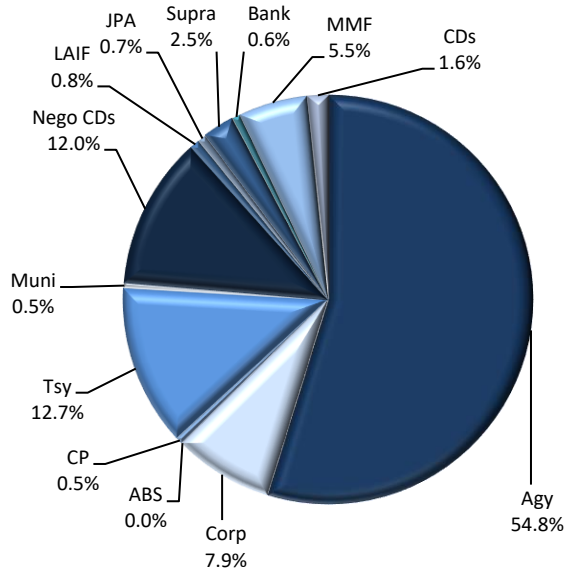
Very truly yours,

A handwritten signature in black ink, appearing to read "Henry C. Levy". The signature is written in a cursive style with a large initial "H" and a long, sweeping underline.

Henry C. Levy
Treasurer – Tax Collector

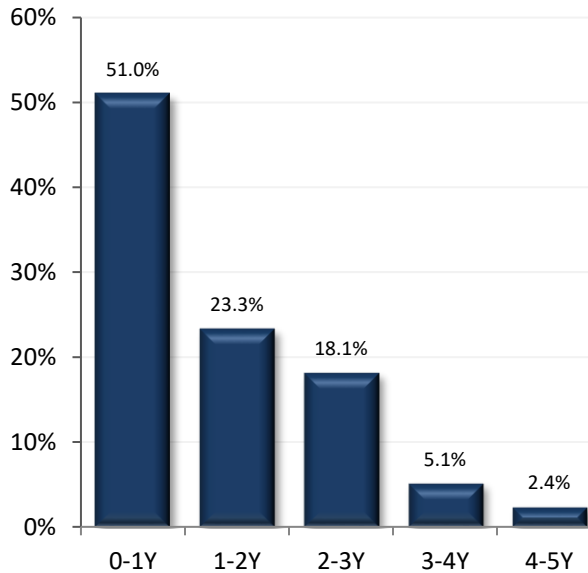
cc: Susan Muranishi, County Administrator
Melissa Wilk, Auditor-Controller
School District and Special District Participants
Members of the Treasury Oversight Committee

SECTOR ALLOCATION



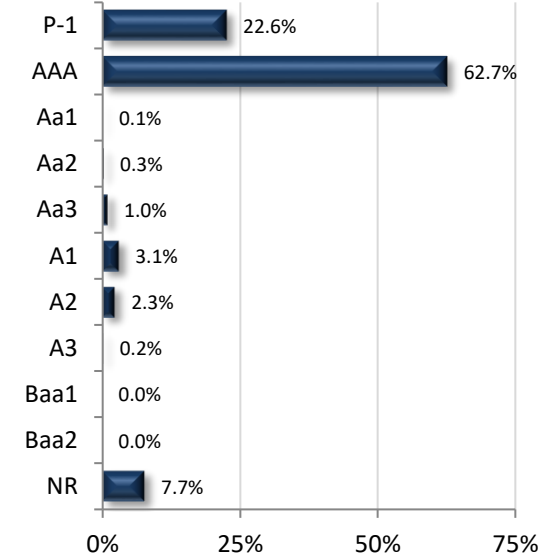
Per Book Value

MATURITY DISTRIBUTION



Per Book Value

CREDIT QUALITY (MOODY'S)



NR: Not Rated

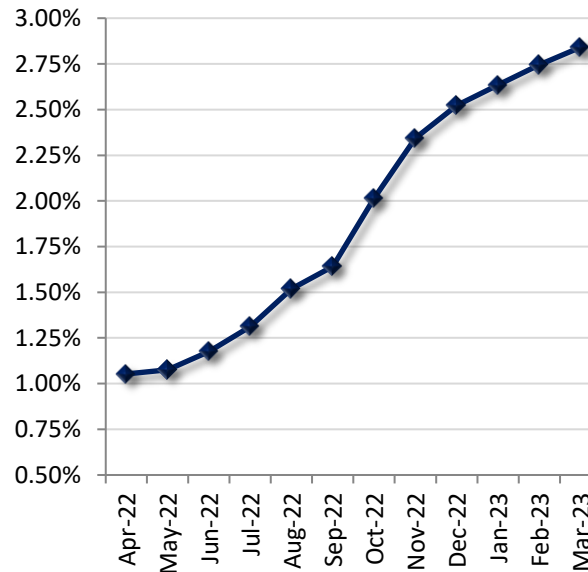
ACCOUNT SUMMARY

	3/31/23	2/28/23
Market Value	\$8,956,216,613	\$8,833,312,156
Book Value*	\$9,170,771,224	\$9,118,538,936
Unrealized G/L	-\$214,554,611	-\$285,226,780
Par Value	\$9,207,599,743	\$9,152,777,872
Net Asset Value	\$97.660	\$96.872
Book Yield	2.84%	2.74%
Years to Maturity	1.26	1.27
Effective Duration	1.04	1.08

*Book Value is not Amortized

**Note: 50mm maturity on 8/31 was credited the following business day and will show on our September 2019 reports.

PORTFOLIO BOOK YIELD HISTORY



TOP ISSUERS

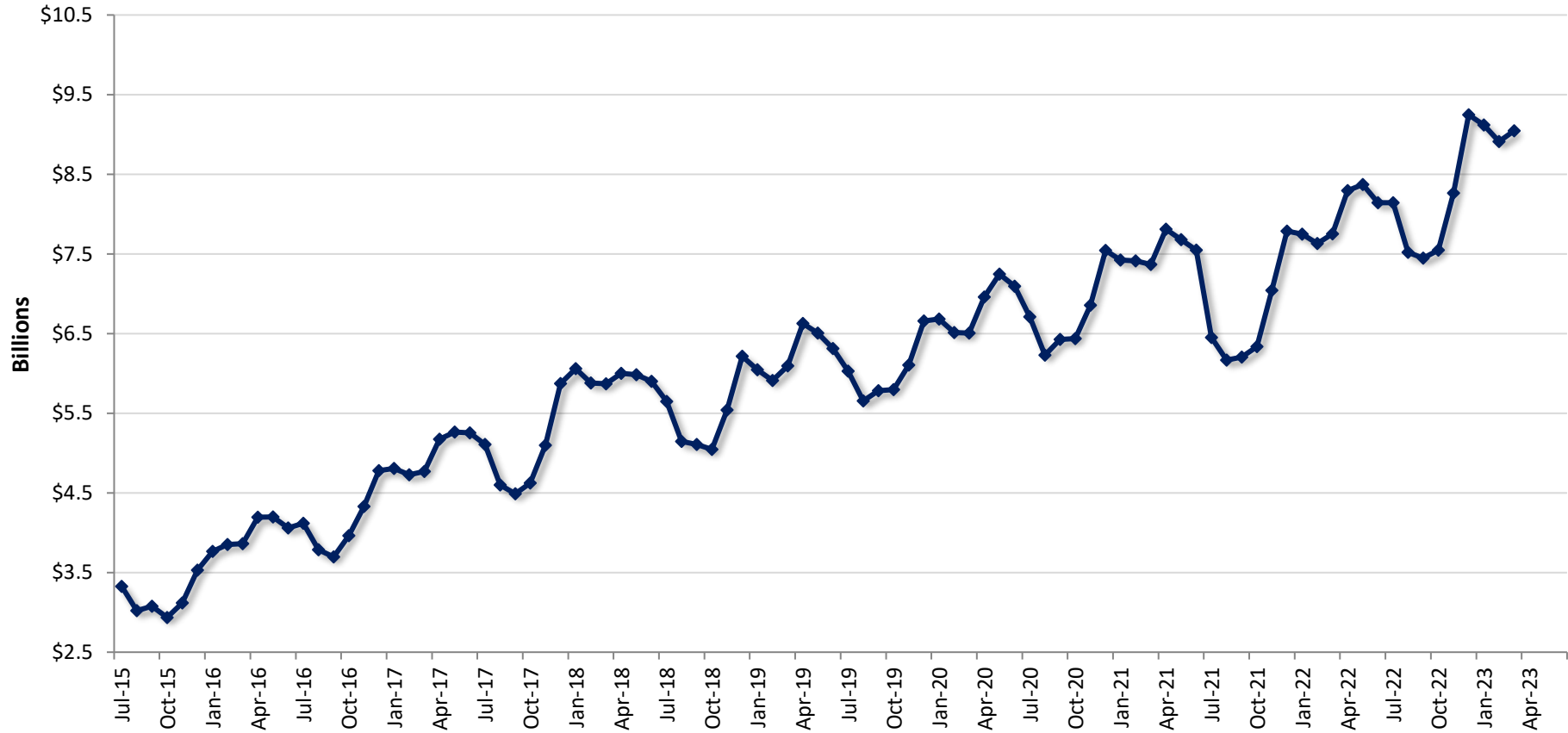
Issuer	% Portfolio
Federal Home Loan Bank	22.3%
U.S. Treasury	11.6%
Federal Home Loan Mtg Corp	10.0%
Federal Home Loan Bk Disc Note	8.0%
Federal National Mtg Assn	6.6%
Toronto Dominion Bank	5.1%
Farmer Mac	4.6%
Natixis North America	3.3%
Federal Farm Credit Bank	2.9%
Bank of Montreal	2.7%
Western Asset Govt 4512	1.9%
State Street Institutional US	1.8%
Federated Fund 117	1.8%
International Bank Recon & D	1.4%
Amazon	1.1%

Per Book Value

Item / Sector	Parameters	In Compliance
Weighted Average Maturity	Maximum WAM of 3.0 years	Yes 1.26 yrs
U.S. Treasury and Federal Agency Obligations	No sector limit; no issuer limit; max maturity 5 years	Yes 67.5%
Debt Issued by State of CA and Local Agencies within the State	20% limit; 5% issuer limit; Minimum rating of A by at least one NRSRO; max maturity 5 years	Yes 0.5%
LAIF	Maximum amount permitted by LAIF (currently \$75 million limit)	Yes \$72 Mil
Joint Powers Authority (CAMP)	Max Limit: Twice the limit of LAIF deposits (currently \$150 million limit)	Yes \$20 Mil
Joint Powers Authority (CalTrust)	Max Limit: Twice the limit of LAIF deposits (currently \$150 million limit)	Yes \$40 Mil
Money Market Mutual Funds	20% limit; 10% per fund limit; SEC registered with stable NAV; Rated AAAM or equivalent by at least two of the three rating agencies or meet advisor requirements	Yes 5.5%
Commercial Paper (Includes Asset Backed)	25% sector limit; 10% combined issuer limit; Max maturity of 270 days; Rated A-1, P-1, or F-1; Total assets over \$500mm; Asset Backed CP Must have program-wide credit enhancements	Yes 0.5%
Negotiable CDs	30% limit; 10% combined issuer limit; Minimum rating of A by rating agency if issued by domestic bank; Minimum rating of AA if a U.S. branch of a foreign bank; Max maturity of 1 year	Yes 12.0%
Collateralized/FDIC - Insured Time Deposits	Time deposits with banks and savings and loans associations located with the State, collateralized according to Government code	Yes 1.6%
Collateralized Money Market Bank Accounts	Deposit funds in interest-bearing active collateralized money market bank accounts	Yes 0.6%
Medium-Term Notes	30% limit; 10% combined issuer limit, Max maturity 5 years; Minimum rating of A or better by two NRSRO's	Yes 7.9%
Asset-Backed Securities	20% limit; 5% issuer limit; Max maturity of 5 years; Minimum rating of AA or better by rating agency	Yes 0.0%
Repurchase Agreement	20% limit; Max maturity of 180 days; Must have 102% collateral; Collateral of agency and treasuries with final maturity not to exceed 5 years	Yes 0.0%
Supranationals	30% limit; 15% issuer limit; Only IBRD, IFC, IADB; Max Maturity 5 years; Minimum rating of AA by a rating agency; max maturity of 5 years	Yes 2.5%
Floaters, Structured Notes, Derivatives	15% limit for treasuries, agencies, and munis	Yes 0.0%

**Historical Book Values
3/31/2023**

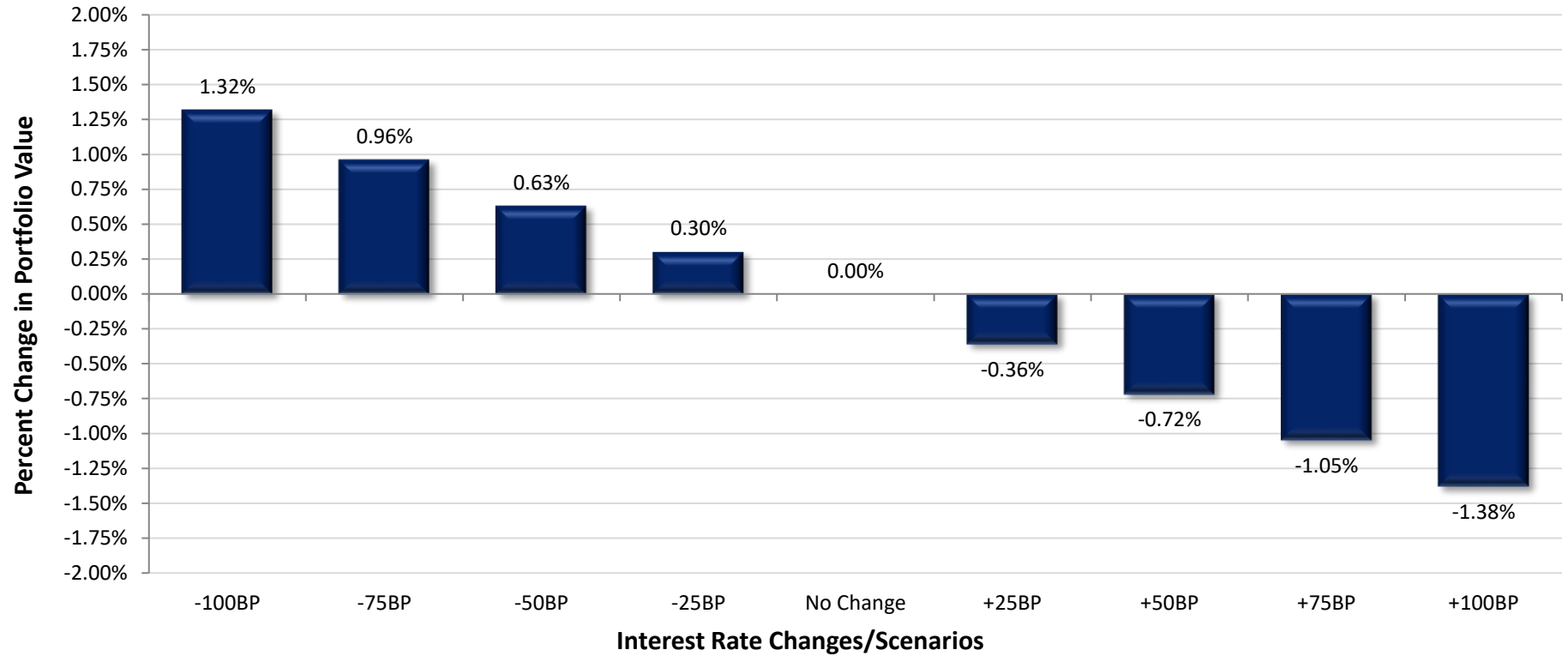
County of Alameda



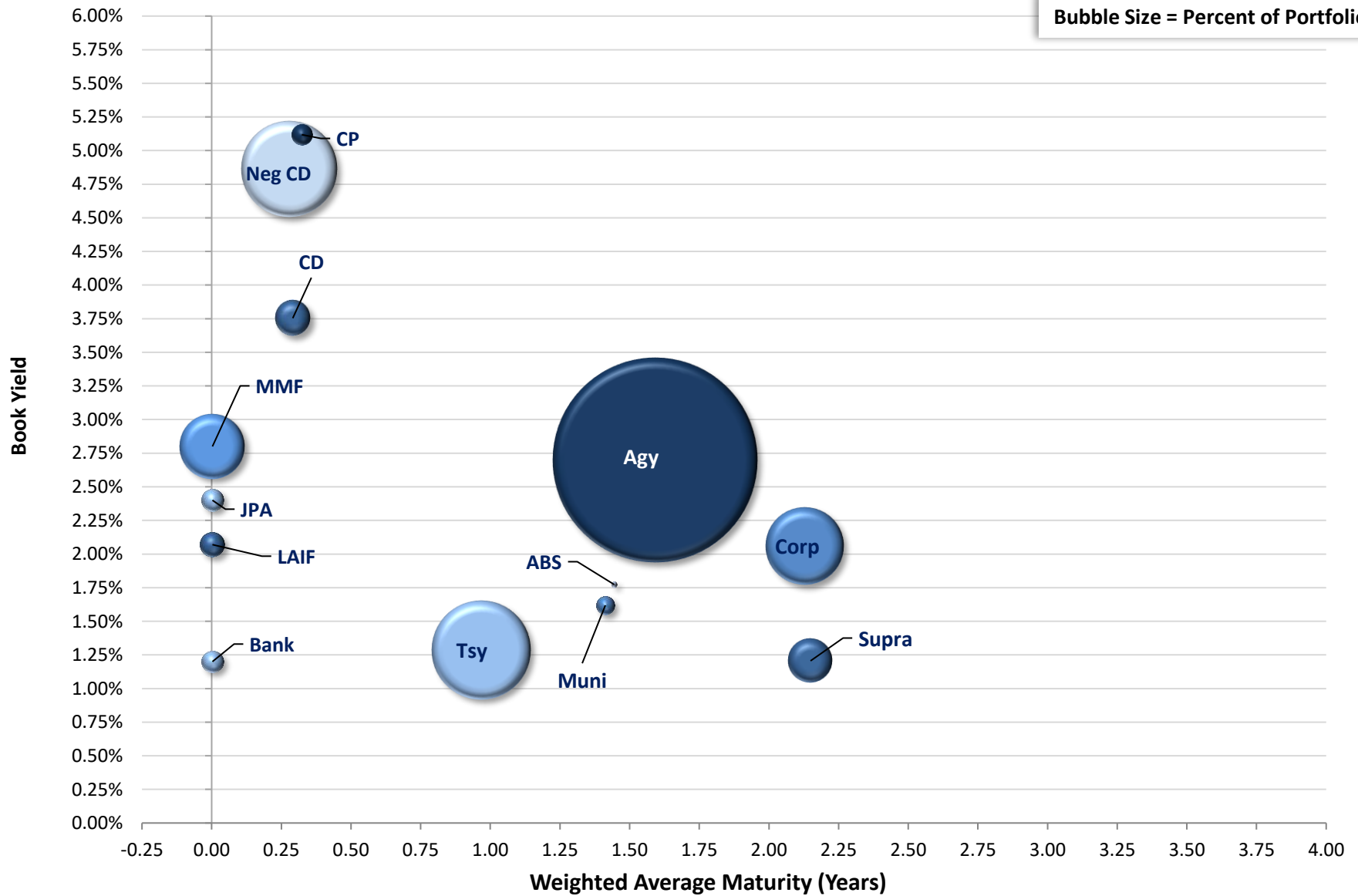
	Jul	Aug	Sep	Oct	Nov	Dec	Jan	Feb	Mar	Apr	May	Jun
Fiscal Year 2016	\$3.325	\$3.023	\$3.078	\$2.936	\$3.117	\$3.530	\$3.747	\$3.852	\$3.862	\$4.195	\$4.199	\$4.060
Fiscal Year 2017	\$4.120	\$3.786	\$3.698	\$3.962	\$4.328	\$4.781	\$4.807	\$4.726	\$4.767	\$5.174	\$5.263	\$5.253
Fiscal Year 2018	\$5.107	\$4.600	\$4.490	\$4.625	\$5.096	\$5.818	\$6.011	\$5.881	\$5.868	\$6.002	\$5.984	\$5.901
Fiscal Year 2019	\$5.648	\$5.146	\$5.108	\$5.047	\$5.540	\$6.217	\$6.047	\$5.912	\$6.093	\$6.626	\$6.507	\$6.311
Fiscal Year 2020	\$6.029	\$5.655	\$5.782	\$5.797	\$6.103	\$6.658	\$6.682	\$6.513	\$6.507	\$6.958	\$7.246	\$7.096
Fiscal Year 2021	\$6.711	\$6.231	\$6.426	\$6.439	\$6.857	\$7.543	\$7.422	\$7.412	\$7.369	\$7.811	\$7.680	\$7.546
Fiscal Year 2022	\$6.449	\$6.168	\$6.204	\$6.335	\$7.041	\$7.786	\$7.749	\$7.630	\$7.753	\$8.296	\$8.370	\$8.141
Fiscal Year 2023	\$8.142	\$7.519	\$7.446	\$7.549	\$8.265	\$9.247	\$9.120	\$8.912	\$9.045			

Figures in Billions, Average Daily Balance

Instantaneous Interest Rate Changes and Approximate Change in Portfolio's Market Value

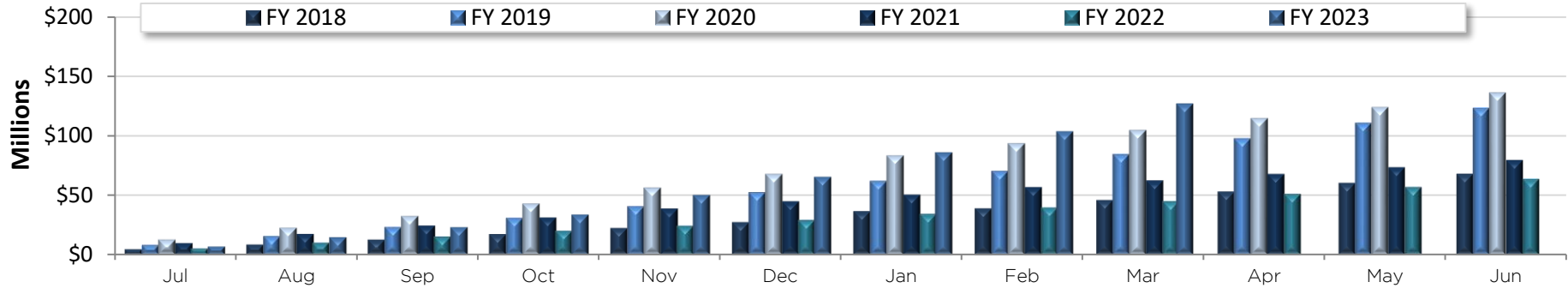


Int. Rate Change	Portfolio Value	Value Change	Percent Change
-100 Basis Points	\$9,074,438,672	\$118,222,059	1.32%
-75 Basis Points	\$9,042,518,716	\$86,302,103	0.96%
-50 Basis Points	\$9,012,963,201	\$56,746,588	0.63%
-25 Basis Points	\$8,983,407,687	\$27,191,074	0.30%
No Change	\$8,956,216,613	\$0	0.00%
+25 Basis Points	\$8,924,081,708	-\$32,134,905	-0.36%
+50 Basis Points	\$8,891,946,803	-\$64,269,810	-0.72%
+75 Basis Points	\$8,862,283,813	-\$93,932,800	-1.05%
+100 Basis Points	\$8,832,620,824	-\$123,595,789	-1.38%



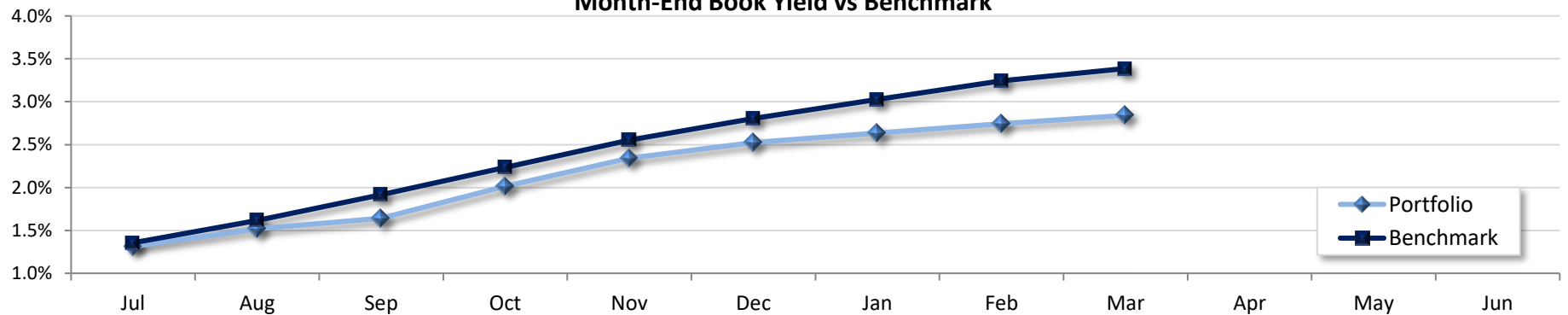
*Note: Excludes Cash Balance

Fiscal Year-to-Date Earnings



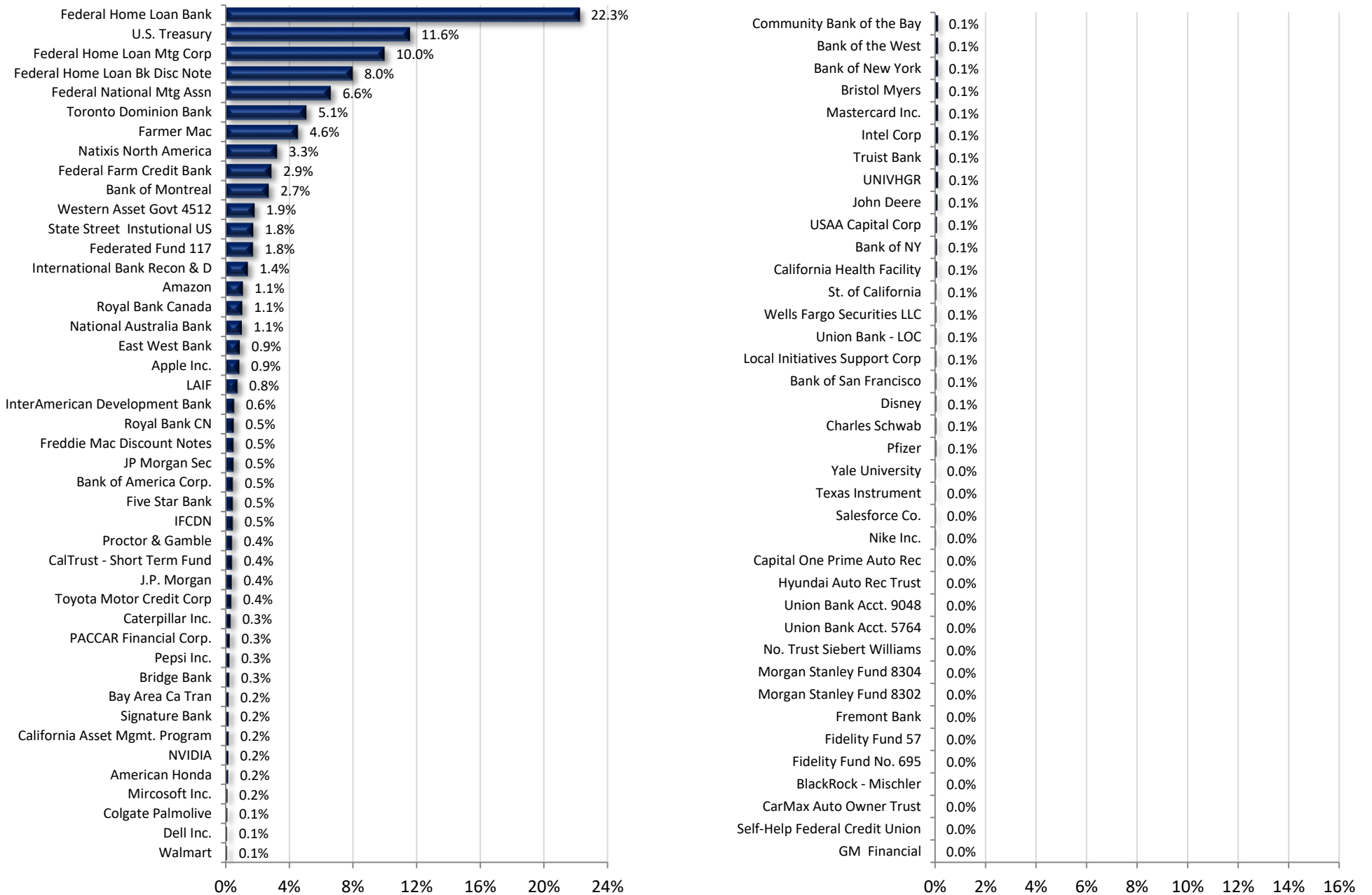
Fiscal YTD (\$Mil)	Jul	Aug	Sep	Oct	Nov	Dec	Jan	Feb	Mar	Apr	May	Jun
FY 2018	\$4.6	\$8.7	\$12.8	\$17.3	\$22.4	\$27.3	\$36.5	\$38.8	\$45.9	\$53.0	\$60.3	\$67.8
FY 2019	\$8.4	\$15.8	\$23.5	\$31.1	\$40.7	\$52.6	\$62.1	\$70.3	\$84.4	\$97.7	\$110.6	\$123.0
FY 2020	\$12.7	\$22.7	\$32.4	\$42.8	\$56.2	\$67.5	\$83.2	\$93.3	\$104.2	\$114.2	\$123.6	\$135.9
FY 2021	\$9.9	\$17.5	\$24.4	\$31.0	\$38.5	\$44.5	\$50.1	\$56.3	\$61.7	\$67.1	\$72.6	\$78.7
FY 2022	\$5.3	\$10.2	\$15.4	\$20.3	\$24.5	\$29.3	\$34.3	\$39.5	\$45.0	\$50.9	\$56.8	\$63.4
FY 2023	\$7.1	\$14.9	\$23.2	\$33.8	\$50.4	\$65.6	\$86.0	\$103.7	\$127.1			

Month-End Book Yield vs Benchmark



	Jul	Aug	Sep	Oct	Nov	Dec	Jan	Feb	Mar	Apr	May	Jun
Month-End Book Yield	1.31%	1.52%	1.64%	2.01%	2.34%	2.52%	2.64%	2.75%	2.84%			
Benchmark	1.36%	1.62%	1.91%	2.24%	2.55%	2.81%	3.03%	3.24%	3.39%			
Variance	-0.04%	-0.10%	-0.27%	-0.22%	-0.21%	-0.28%	-0.39%	-0.50%	-0.55%			

Benchmark: ICE BofAML Indices 30MMA 10% 1-5yr Tsy, 35% 1-5yr Agy, 5% 1-5yr A-AAA Ex Yankee Corp, and 6MMA 10% 0-1yr Tsy, 20% 0-1yr Agy, 20% 0-1yr A-AAA Corp



**Alameda County Investment Pool
Portfolio Management
Portfolio Summary
March 31, 2023**

Investments	Par Value	Market Value	Book Value	% of Portfolio	Days to Maturity	YTM 365 Equiv.
Non-Negotiable CDs	151,230,000.00	151,230,000.00	151,230,000.00	1.65	106	3.754
Local Agency Investment Funds	72,000,000.00	72,000,000.00	72,000,000.00	0.79	1	2.070
Joint Powers Authority	60,000,000.00	60,000,000.00	60,000,000.00	0.65	1	4.380
Money Market Mutual Funds	501,000,000.00	501,000,000.00	501,000,000.00	5.46	1	4.713
Money Market Bank Accounts	57,000,000.00	57,000,000.00	57,000,000.00	0.62	1	4.225
Negotiable CDs	1,100,000,000.00	1,098,901,500.00	1,100,000,000.00	11.99	102	4.862
Corporate Notes	722,993,000.00	689,686,802.13	719,918,430.76	7.85	777	2.059
Washington Supranational Obligation	230,000,000.00	215,631,040.00	229,524,789.00	2.50	785	1.206
Commercial Paper Disc. -Amortizing	50,000,000.00	49,160,500.00	48,709,583.33	0.53	118	5.118
Agency Bullets (Aaa/AA+)	1,342,550,000.00	1,308,835,628.50	1,340,348,054.82	14.62	409	1.962
Federal Agency Disc. -Amortizing	800,000,000.00	788,694,500.00	784,752,284.83	8.56	112	4.670
Treasury Notes and Bonds	1,175,000,000.00	1,136,082,250.00	1,162,331,988.38	12.67	353	1.286
Agency Callables (Aaa/AA+)	2,900,965,000.00	2,784,581,038.30	2,898,401,815.76	31.60	787	2.501
Asset Backed Securities	4,066,742.47	4,048,317.40	4,048,500.87	0.04	527	1.773
Municipal Bonds	40,795,000.00	39,365,036.55	41,505,775.80	0.45	516	1.619
	9,207,599,742.47	8,956,216,612.88	9,170,771,223.55	100.00%	461	2.841

Investments	9,207,599,742.47	8,956,216,612.88	9,170,771,223.55	100.00%	461	2.841
-------------	------------------	------------------	------------------	---------	-----	-------

Total Earnings	March 31 Month Ending	Fiscal Year To Date
Current Year	22,412,934.89	127,063,765.66
Average Daily Balance	9,044,692,614.36	8,358,297,244.27
Effective Rate of Return	2.92%	2.03%

Henry C. Levy, Treasurer - Tax Collector

Reporting period 03/01/2023-03/31/2023

Run Date: 04/21/2023 - 15:53

Portfolio POOL
RC
PM (PRF_PM1) 7.3.0
Report Ver. 7.3.6.1

**Alameda County Investment Pool
Portfolio Management
Portfolio Details - Investments
March 31, 2023**

CUSIP	Investment #	Issuer	Average Balance	Purchase Date	Par Value	Market Value	Book Value	Stated Rate	YTM 365	Days to Maturity	Maturity Date
Non-Negotiable CDs											
SYS12797	12797	Bank of San Francisco		08/04/2022	5,000,000.00	5,000,000.00	5,000,000.00	3.030	3.072	125	08/04/2023
SYS12818	12818	Bridge Bank		10/04/2022	25,000,000.00	25,000,000.00	25,000,000.00	4.000	4.056	185	10/03/2023
SYS12817	12817	Community Bank of the Bay		09/08/2022	10,000,000.00	10,000,000.00	10,000,000.00	4.000	4.056	160	09/08/2023
SYS12767	12767	East West Bank		06/30/2022	25,000,000.00	25,000,000.00	25,000,000.00	3.000	3.042	90	06/30/2023
SYS12919	12919	East West Bank		01/23/2023	20,000,000.00	20,000,000.00	20,000,000.00	2.900	2.940	114	07/24/2023
SYS12943	12943	East West Bank		02/15/2023	40,000,000.00	40,000,000.00	40,000,000.00	4.800	4.867	107	07/17/2023
SYS12836	12836	Fremont Bank		10/31/2022	1,000,000.00	1,000,000.00	1,000,000.00	0.150	0.152	30	05/01/2023
SYS12964	12964	Self-Help Federal Credit Union		03/13/2023	230,000.00	230,000.00	230,000.00	0.400	0.406	348	03/14/2024
SYS12821	12821	Signature Bank		10/12/2022	20,000,000.00	20,000,000.00	20,000,000.00	3.850	3.903	5	04/06/2023
SYS12742	12742	Union Bank - LOC		05/10/2022	5,000,000.00	5,000,000.00	5,000,000.00	0.500	0.507	39	05/10/2023
Subtotal and Average			151,230,000.00		151,230,000.00	151,230,000.00	151,230,000.00		3.754	106	
Local Agency Investment Funds											
SYS10285	10285	LAIF		07/01/2018	72,000,000.00	72,000,000.00	72,000,000.00	2.070	2.070	1	
Subtotal and Average			72,000,000.00		72,000,000.00	72,000,000.00	72,000,000.00		2.070	1	
Joint Powers Authority											
SYS10470	10470	California Asset Mgmt. Program		07/01/2018	20,000,000.00	20,000,000.00	20,000,000.00	4.920	4.920	1	
SYS12895	12895	CalTRUST - Liquidity Fund		12/09/2022	0.00	0.00	0.00	4.800	4.800	1	
SYS10472	10472	CalTrust - Short Term Fund		07/01/2018	40,000,000.00	40,000,000.00	40,000,000.00	4.110	4.110	1	
Subtotal and Average			139,032,258.06		60,000,000.00	60,000,000.00	60,000,000.00		4.380	1	
Money Market Mutual Funds											
09250C721	12656	BlackRock - Mischler		03/03/2022	1,000,000.00	1,000,000.00	1,000,000.00	4.600	4.600	1	
608919718	11093	Federated Fund 117		07/01/2018	162,000,000.00	162,000,000.00	162,000,000.00	4.710	4.710	1	
316175504	10274	Fidelity Fund No. 695		07/01/2018	1,000,000.00	1,000,000.00	1,000,000.00	4.680	4.680	1	
316175108	11090	Fidelity Fund 57		07/01/2018	1,000,000.00	1,000,000.00	1,000,000.00	4.730	4.730	1	
61747C707	10280	Morgan Stanley Fund 8302		07/01/2018	1,000,000.00	1,000,000.00	1,000,000.00	4.720	4.720	1	
61747C582	11089	Morgan Stanley Fund 8304		07/01/2018	1,000,000.00	1,000,000.00	1,000,000.00	4.630	4.630	1	
665279840	12588	No. Trust Siebert Williams		12/06/2021	1,000,000.00	1,000,000.00	1,000,000.00	4.730	4.730	1	
SYS12009	12009	State Street Institutional US		02/11/2020	163,000,000.00	163,000,000.00	163,000,000.00	4.710	4.710	1	
52470G791	10318	Western Asset Govt 4512		07/01/2018	170,000,000.00	170,000,000.00	170,000,000.00	4.720	4.720	1	
Subtotal and Average			565,387,096.77		501,000,000.00	501,000,000.00	501,000,000.00		4.713	1	

**Alameda County Investment Pool
Portfolio Management
Portfolio Details - Investments
March 31, 2023**

CUSIP	Investment #	Issuer	Average Balance	Purchase Date	Par Value	Market Value	Book Value	Stated Rate	YTM 365	Days to Maturity	Maturity Date
Money Market Bank Accounts											
SYS12169	12169	Five Star Bank		11/12/2019	45,000,000.00	45,000,000.00	45,000,000.00	5.000	5.000	1	
SYS12601	12601	Bank of the West		12/22/2021	10,000,000.00	10,000,000.00	10,000,000.00	1.570	1.570	1	
SYS10286	10286	California Bank & Trust		07/01/2018	0.00	0.00	0.00	1.090	1.090	1	
SYS10290	10290	Union Bank Acct. 5764		07/01/2018	1,000,000.00	1,000,000.00	1,000,000.00	0.050	0.050	1	
SYS10291	10291	Union Bank Acct. 9048		07/01/2018	1,000,000.00	1,000,000.00	1,000,000.00	0.050	0.050	1	
Subtotal and Average			57,000,000.00		57,000,000.00	57,000,000.00	57,000,000.00	4.225		1	
Negotiable CDs											
06367CXQ5	12794	Bank of Montreal		08/30/2022	50,000,000.00	49,822,500.00	50,000,000.00	4.120	4.177	116	07/26/2023
06367CZ42	12832	Bank of Montreal		10/28/2022	50,000,000.00	50,017,500.00	50,000,000.00	5.270	5.343	81	06/21/2023
06367CZ83	12833	Bank of Montreal		10/28/2022	50,000,000.00	50,017,000.00	50,000,000.00	5.330	5.404	116	07/26/2023
06367D3W3	12916	Bank of Montreal		01/18/2023	50,000,000.00	49,976,500.00	50,000,000.00	5.020	5.090	116	07/26/2023
63873QXD1	12824	Natixis North America		10/19/2022	50,000,000.00	50,000,500.00	50,000,000.00	5.000	5.069	39	05/10/2023
63873QXM1	12831	Natixis North America		10/28/2022	50,000,000.00	50,003,500.00	50,000,000.00	5.270	5.343	87	06/27/2023
63873QXR0	12840	Natixis North America		11/03/2022	50,000,000.00	50,042,500.00	50,000,000.00	5.560	5.637	116	07/26/2023
63873QZV9	12913	Natixis North America		01/10/2023	50,000,000.00	49,999,000.00	50,000,000.00	5.040	5.110	67	06/07/2023
63873QZW7	12914	Natixis North America		01/10/2023	50,000,000.00	49,982,500.00	50,000,000.00	5.150	5.222	123	08/02/2023
63873QD76	12955	Natixis North America		03/06/2023	50,000,000.00	50,005,500.00	50,000,000.00	5.390	5.465	207	10/25/2023
78012U7G4	12752	Royal Bank Canada		06/27/2022	50,000,000.00	49,914,500.00	50,000,000.00	3.550	3.599	39	05/10/2023
78015JHA8	12812	Royal Bank Canada		09/29/2022	50,000,000.00	49,898,000.00	50,000,000.00	4.730	4.796	116	07/26/2023
78015JCS4	12795	Royal Bank CN		08/31/2022	50,000,000.00	49,803,500.00	50,000,000.00	4.150	4.208	117	07/27/2023
89114WZP3	12750	Toronto Dominion Bank		06/27/2022	50,000,000.00	49,888,000.00	50,000,000.00	3.560	3.609	53	05/24/2023
89114WZT5	12751	Toronto Dominion Bank		06/27/2022	50,000,000.00	49,919,500.00	50,000,000.00	3.550	3.599	39	05/10/2023
89115BNS5	12793	Toronto Dominion Bank		08/30/2022	50,000,000.00	49,802,000.00	50,000,000.00	4.110	4.167	116	07/26/2023
89115BXN5	12809	Toronto Dominion Bank		09/29/2022	100,000,000.00	99,809,000.00	100,000,000.00	4.750	4.816	116	07/26/2023
89115BA75	12830	Toronto Dominion Bank		10/28/2022	50,000,000.00	50,001,000.00	50,000,000.00	5.270	5.343	87	06/27/2023
89115BAB6	12834	Toronto Dominion Bank		10/28/2022	50,000,000.00	49,999,500.00	50,000,000.00	5.340	5.414	116	07/26/2023
89115BHP8	12861	Toronto Dominion Bank		11/29/2022	50,000,000.00	50,003,500.00	50,000,000.00	5.280	5.353	89	06/29/2023
89115BXB1	12956	Toronto Dominion Bank		03/06/2023	50,000,000.00	49,996,000.00	50,000,000.00	5.310	5.384	165	09/13/2023
Subtotal and Average			1,083,870,967.74		1,100,000,000.00	1,098,901,500.00	1,100,000,000.00	4.862		102	
Corporate Notes											
037833DM9	11851	Apple Inc.		09/11/2019	3,000,000.00	2,891,970.00	2,993,160.00	1.800	1.848	529	09/11/2024
037833DM9	11943	Apple Inc.		12/12/2019	9,000,000.00	8,675,910.00	8,918,370.00	1.800	2.001	529	09/11/2024
037833DT4	12133	Apple Inc.		05/11/2020	5,000,000.00	4,692,750.00	4,991,050.00	1.125	1.162	771	05/11/2025
037833DV9	12134	Apple Inc.		05/11/2020	5,000,000.00	4,979,550.00	4,986,400.00	0.750	0.842	40	05/11/2023

**Alameda County Investment Pool
Portfolio Management
Portfolio Details - Investments
March 31, 2023**

CUSIP	Investment #	Issuer	Average Balance	Purchase Date	Par Value	Market Value	Book Value	Stated Rate	YTM	Days to 365 Maturity	Maturity Date
Corporate Notes											
037833DX5	12200	Apple Inc.		08/20/2020	5,000,000.00	4,606,400.00	4,988,200.00	0.550	0.598	872	08/20/2025
037833DX5	12201	Apple Inc.		08/20/2020	5,000,000.00	4,606,400.00	4,988,200.00	0.550	0.598	872	08/20/2025
037833EB2	12387	Apple Inc.		02/08/2021	20,000,000.00	18,197,000.00	19,955,000.00	0.746	0.792	1,044	02/08/2026
037833AK6	12915	Apple Inc.		01/13/2023	10,000,000.00	9,981,600.00	9,975,666.67	2.400	4.735	32	05/03/2023
037833DB3	12935	Apple Inc.		02/07/2023	21,646,000.00	20,718,685.36	20,561,557.05	2.900	4.106	1,625	09/12/2027
023135BQ8	12162	Amazon		06/10/2020	5,000,000.00	4,652,050.00	4,995,350.00	0.800	0.819	794	06/03/2025
023135BQ8	12163	Amazon		06/10/2020	5,000,000.00	4,652,050.00	4,993,750.00	0.800	0.826	794	06/03/2025
023135BQ8	12166	Amazon		06/11/2020	10,000,000.00	9,304,100.00	9,990,700.00	0.800	0.819	794	06/03/2025
023135BV7	12442	Amazon		05/12/2021	10,000,000.00	9,966,200.00	9,998,600.00	0.250	0.257	41	05/12/2023
023135BX3	12443	Amazon		05/12/2021	10,000,000.00	9,066,400.00	9,956,800.00	1.000	1.089	1,137	05/12/2026
023135BW5	12444	Amazon		05/12/2021	3,000,000.00	2,875,260.00	2,995,620.00	0.450	0.499	407	05/12/2024
023135CF1	12686	Amazon		04/13/2022	7,000,000.00	6,772,920.00	6,985,580.00	3.300	3.345	1,473	04/13/2027
023135CD6	12687	Amazon		04/13/2022	10,000,000.00	9,800,400.00	10,000,000.00	2.730	2.730	378	04/13/2024
023135CE4	12688	Amazon		04/13/2022	13,000,000.00	12,679,810.00	12,979,330.00	3.000	3.050	743	04/13/2025
023135CN4	12883	Amazon		12/01/2022	15,000,000.00	15,122,400.00	14,999,100.00	4.600	4.602	975	12/01/2025
023135CM6	12884	Amazon		12/01/2022	15,000,000.00	15,102,450.00	14,989,950.00	4.700	4.736	608	11/29/2024
06051GJG5	12241	Bank of America Corp.		09/25/2020	8,000,000.00	7,464,720.00	8,000,000.00	0.981	0.981	908	09/25/2025
06051GJG5	12242	Bank of America Corp.		09/25/2020	3,000,000.00	2,799,270.00	3,000,000.00	0.981	0.981	908	09/25/2025
06048WM31	12453	Bank of America Corp.		05/28/2021	10,000,000.00	8,623,600.00	10,000,000.00	1.250	1.250	1,153	05/28/2026
06048WM64	12482	Bank of America Corp.		07/07/2021	10,000,000.00	8,757,800.00	9,975,000.00	1.200	1.252	1,181	06/25/2026
06048WP46	12517	Bank of America Corp.		09/27/2021	10,000,000.00	9,188,200.00	10,000,000.00	0.750	0.750	726	03/27/2025
06048WN63	12530	Bank of America Corp.		10/08/2021	4,898,000.00	4,082,189.12	4,844,122.00	1.150	1.382	1,258	09/10/2026
06406RBC0	12699	Bank of New York		04/26/2022	10,000,000.00	9,630,300.00	9,998,600.00	3.350	3.355	755	04/25/2025
06406RAL1	12153	Bank of NY		06/01/2020	6,540,000.00	6,243,738.00	6,848,426.40	2.100	1.001	572	10/24/2024
06368EA36	12336	Bank of Montreal		12/08/2020	10,000,000.00	9,694,700.00	9,993,500.00	0.450	0.472	251	12/08/2023
06368FAA7	12508	Bank of Montreal		09/15/2021	5,000,000.00	4,887,500.00	4,995,800.00	0.400	0.442	167	09/15/2023
06368FAC3	12509	Bank of Montreal		09/15/2021	6,000,000.00	5,302,620.00	5,989,860.00	1.250	1.285	1,263	09/15/2026
06368FAE9	12625	Bank of Montreal		01/10/2022	10,000,000.00	9,404,400.00	9,994,700.00	1.500	1.518	650	01/10/2025
06368FAG4	12657	Bank of Montreal		03/08/2022	15,000,000.00	14,544,750.00	14,989,500.00	2.150	2.186	342	03/08/2024
06368D3S1	12746	Bank of Montreal		06/07/2022	6,000,000.00	5,829,240.00	5,998,620.00	3.700	3.708	798	06/07/2025
110122DN5	12302	Bristol Myers		11/13/2020	5,000,000.00	4,566,900.00	4,991,900.00	0.750	0.783	957	11/13/2025
110122DT2	12303	Bristol Myers		11/13/2020	5,000,000.00	4,866,150.00	5,000,000.00	0.537	0.537	226	11/13/2023
14913R2F3	12222	Caterpillar Inc.		09/14/2020	10,000,000.00	9,795,900.00	9,993,200.00	0.450	0.473	166	09/14/2023
14913R2U0	12620	Caterpillar Inc.		01/10/2022	5,000,000.00	4,571,050.00	4,997,600.00	1.700	1.710	1,378	01/08/2027
14913R2S5	12621	Caterpillar Inc.		01/10/2022	10,000,000.00	9,696,700.00	9,998,400.00	0.950	0.958	284	01/10/2024
14913R3B1	12912	Caterpillar Inc.		01/06/2023	7,000,000.00	7,115,010.00	6,998,250.00	4.800	4.809	1,011	01/06/2026

**Alameda County Investment Pool
Portfolio Management
Portfolio Details - Investments
March 31, 2023**

CUSIP	Investment #	Issuer	Average Balance	Purchase Date	Par Value	Market Value	Book Value	Stated Rate	YTM	Days to 365 Maturity	Maturity Date
Corporate Notes											
194162AM5	12777	Colgate Palmolive		08/09/2022	3,000,000.00	2,923,440.00	2,997,240.00	3.100	3.114	867	08/15/2025
194162AR4	12950	Colgate Palmolive		03/01/2023	5,000,000.00	5,126,450.00	4,994,900.00	4.600	4.623	1,796	03/01/2028
194162AQ6	12951	Colgate Palmolive		03/01/2023	5,000,000.00	5,108,450.00	4,994,200.00	4.800	4.842	1,066	03/02/2026
24422EVH9	12157	John Deere		06/04/2020	3,000,000.00	2,965,140.00	2,997,540.00	0.700	0.727	95	07/05/2023
24422EVJ5	12259	John Deere		10/09/2020	2,000,000.00	1,952,560.00	1,997,680.00	0.400	0.439	192	10/10/2023
24422EVX4	12622	John Deere		01/10/2022	3,000,000.00	2,909,370.00	2,999,520.00	0.900	0.908	284	01/10/2024
24422EWA3	12623	Dell Inc.		01/10/2022	5,000,000.00	4,542,300.00	4,997,150.00	1.700	1.712	1,381	01/11/2027
24422EYV2	12624	Dell Inc.		01/10/2022	7,000,000.00	6,626,900.00	6,996,710.00	1.250	1.266	650	01/10/2025
254687FN1	12066	Disney		03/23/2020	5,000,000.00	4,910,900.00	4,997,254.44	3.350	3.360	723	03/24/2025
31422XXA5	12690	Farmer Mac		04/08/2022	20,000,000.00	19,509,600.00	20,000,000.00	2.570	2.571	454	06/28/2024
02665WDH1	12029	American Honda		03/12/2020	3,000,000.00	2,990,220.00	3,006,595.78	1.950	1.498	39	05/10/2023
02665WDH1	12030	American Honda		03/12/2020	5,500,000.00	5,482,070.00	5,512,309.75	1.950	1.490	39	05/10/2023
02665WDX6	12448	American Honda		05/20/2021	10,000,000.00	9,978,100.00	9,999,800.00	0.350	0.351	19	04/20/2023
458140BP4	12069	Intel Corp		03/25/2020	10,000,000.00	9,823,600.00	9,984,500.00	3.400	3.434	724	03/25/2025
46647PBS4	12226	J.P. Morgan		09/16/2020	4,000,000.00	3,910,320.00	4,000,000.00	0.653	0.653	534	09/16/2024
46647PBY1	12396	J.P. Morgan		02/16/2021	5,000,000.00	4,792,050.00	5,000,000.00	0.563	0.563	687	02/16/2025
48128G3N8	12454	J.P. Morgan		05/28/2021	5,000,000.00	4,407,150.00	5,000,000.00	1.200	1.200	1,153	05/28/2026
46647PCH7	12455	J.P. Morgan		06/01/2021	5,000,000.00	4,738,050.00	5,000,000.00	0.824	0.824	792	06/01/2025
48128G3V0	12459	J.P. Morgan		06/11/2021	10,000,000.00	8,816,500.00	10,000,000.00	1.150	1.150	1,167	06/11/2026
48128G4R8	12486	J.P. Morgan		08/17/2021	10,000,000.00	8,156,900.00	9,990,000.00	1.150	1.171	1,234	08/17/2026
53961LAH2	12402	Local Initiatives Support Corp		02/25/2021	5,000,000.00	4,792,750.00	5,000,000.00	0.500	0.500	320	02/15/2024
57636QAW4	12960	Mastercard Inc.		03/09/2023	10,000,000.00	10,308,400.00	9,990,300.00	4.875	4.897	1,804	03/09/2028
594918BQ6	11783	Mircosoft Inc.		06/27/2019	4,157,000.00	4,114,972.73	4,160,450.31	2.000	1.979	129	08/08/2023
594918BY9	12932	Mircosoft Inc.		02/06/2023	5,000,000.00	4,905,050.00	4,867,300.00	3.300	4.025	1,407	02/06/2027
594918BY9	12933	Mircosoft Inc.		02/06/2023	5,000,000.00	4,905,050.00	4,863,500.00	3.300	4.046	1,407	02/06/2027
654106AH6	12074	Nike Inc.		03/27/2020	3,000,000.00	2,902,830.00	2,995,920.00	2.400	2.429	726	03/27/2025
67066GAL8	12679	NVIDIA		04/22/2022	20,000,000.00	19,096,800.00	19,115,528.89	0.584	2.824	440	06/14/2024
69371RQ66	12006	PACCAR Financial Corp.		02/06/2020	10,000,000.00	9,504,200.00	9,991,900.00	1.800	1.817	677	02/06/2025
69371RS49	12981	PACCAR Financial Corp.		03/30/2023	17,000,000.00	17,021,080.00	16,988,610.00	4.450	4.474	1,094	03/30/2026
713448EQ7	12045	Pepsi Inc.		03/19/2020	2,500,000.00	2,412,425.00	2,498,236.67	2.250	2.265	718	03/19/2025
713448EQ7	12047	Pepsi Inc.		03/19/2020	5,000,000.00	4,824,850.00	4,996,450.00	2.250	2.265	718	03/19/2025
713448EQ7	12051	Pepsi Inc.		03/20/2020	5,000,000.00	4,824,850.00	4,991,650.00	2.250	2.286	718	03/19/2025
713448FB9	12257	Pepsi Inc.		10/07/2020	10,000,000.00	9,766,500.00	9,994,300.00	0.400	0.120	189	10/07/2023
713448FQ6	12942	Pepsi Inc.		02/15/2023	3,000,000.00	3,051,720.00	2,998,260.00	4.550	4.571	1,049	02/13/2026
717081EX7	12151	Pfizer		05/28/2020	5,000,000.00	4,637,650.00	4,968,800.00	0.800	0.928	788	05/28/2025
742718FL8	12280	Proctor & Gamble		10/29/2020	5,000,000.00	4,579,800.00	4,991,900.00	0.550	0.583	942	10/29/2025

**Alameda County Investment Pool
Portfolio Management
Portfolio Details - Investments
March 31, 2023**

CUSIP	Investment #	Issuer	Average Balance	Purchase Date	Par Value	Market Value	Book Value	Stated Rate	YTM	Days to 365 Maturity	Maturity Date
Corporate Notes											
742718FL8	12633	Proctor & Gamble		01/31/2022	8,752,000.00	8,016,481.92	8,392,292.80	0.550	1.687	942	10/29/2025
742718FV6	12637	Proctor & Gamble		02/01/2022	20,000,000.00	18,607,600.00	19,971,600.00	1.900	1.930	1,402	02/01/2027
742718FY0	12923	Proctor & Gamble		01/26/2023	3,000,000.00	3,022,920.00	2,997,990.00	4.100	4.124	1,031	01/26/2026
742718FZ7	12924	Proctor & Gamble		01/26/2023	4,000,000.00	4,016,000.00	3,995,880.00	3.950	3.973	1,761	01/26/2028
808513BR5	12445	Charles Schwab		05/13/2021	4,000,000.00	3,511,560.00	3,990,720.00	1.150	1.198	1,138	05/13/2026
808513BY0	12655	Charles Schwab		03/03/2022	1,000,000.00	895,710.00	998,920.00	2.450	2.473	1,432	03/03/2027
79466LAG9	12484	Salesforce Co.		07/12/2021	3,000,000.00	2,849,370.00	2,998,470.00	0.625	0.640	471	07/15/2024
89114QCP1	12365	Toronto Dominion Bank		01/06/2021	10,000,000.00	8,902,500.00	9,985,300.00	0.750	0.780	1,011	01/06/2026
89114TZK1	12591	Toronto Dominion Bank		12/13/2021	10,000,000.00	9,387,700.00	9,992,700.00	1.250	1.275	622	12/13/2024
89236TGX7	12081	Toyota Motor Credit Corp		04/01/2020	6,000,000.00	5,813,400.00	5,988,960.00	3.000	3.040	731	04/01/2025
89236TJH9	12464	Toyota Motor Credit Corp		06/18/2021	15,000,000.00	14,274,600.00	14,982,150.00	0.500	0.540	444	06/18/2024
89236TJN6	12506	Toyota Motor Credit Corp		09/13/2021	5,000,000.00	4,724,250.00	4,997,650.00	0.625	0.641	531	09/13/2024
89236TKC8	12758	Toyota Motor Credit Corp		06/30/2022	10,000,000.00	9,876,400.00	9,990,500.00	3.950	3.984	821	06/30/2025
89788JAA79	12635	Truist Bank		01/31/2022	10,000,000.00	9,221,900.00	9,930,500.00	1.500	1.542	709	03/10/2025
882508BK9	12507	Texas Instrument		09/15/2021	3,000,000.00	2,709,900.00	3,000,000.00	1.125	1.125	1,263	09/15/2026
90327QD71	12449	USAA Capital Corp		05/21/2021	7,000,000.00	6,675,340.00	6,987,540.00	0.500	0.572	396	05/01/2024
95001D6U9	12124	Wells Fargo Securities LLC		04/30/2020	5,000,000.00	4,978,350.00	5,000,000.00	2.150	2.150	29	04/30/2023
931142EK5	11536	Walmart		06/27/2018	2,000,000.00	1,993,300.00	1,999,460.00	3.400	3.406	86	06/26/2023
931142ER0	12512	Walmart		09/17/2021	3,000,000.00	2,704,380.00	2,994,330.00	1.050	1.089	1,265	09/17/2026
931142EW9	12800	Walmart		09/09/2022	7,000,000.00	6,978,790.00	6,995,100.00	3.900	3.925	892	09/09/2025
98459LAA1	12160	Yale University		06/09/2020	3,000,000.00	2,798,310.00	3,000,000.00	0.873	0.873	745	04/15/2025
Subtotal and Average			713,640,043.91		722,993,000.00	689,686,802.13	719,918,430.76		2.059	777	
Washington Supranational Obligation											
45818WCS3	11932	InterAmerican Development Bank		12/03/2019	10,000,000.00	9,550,600.00	9,991,000.00	1.700	1.719	594	11/15/2024
45818WCS3	11950	InterAmerican Development Bank		12/16/2019	25,000,000.00	23,876,500.00	24,891,000.00	1.700	1.793	594	11/15/2024
45818WDA1	12412	InterAmerican Development Bank		03/11/2021	18,000,000.00	16,585,560.00	17,952,714.00	0.800	0.854	1,068	03/04/2026
459058JL8	12277	International Bank Recon & D		10/28/2020	15,000,000.00	13,745,400.00	14,983,050.00	0.500	0.523	941	10/28/2025
459058JM6	12312	International Bank Recon & D		11/24/2020	20,000,000.00	19,432,800.00	19,957,000.00	0.250	0.322	237	11/24/2023
459058JM6	12313	International Bank Recon & D		11/24/2020	15,000,000.00	14,574,600.00	14,967,750.00	0.250	0.322	237	11/24/2023
459058JE4	12358	International Bank Recon & D		12/23/2020	10,000,000.00	9,204,600.00	9,984,000.00	0.375	0.410	849	07/28/2025
459058JS3	12390	International Bank Recon & D		02/10/2021	15,000,000.00	13,507,050.00	15,000,000.00	0.650	0.650	1,046	02/10/2026
45905U5Y6	12400	International Bank Recon & D		02/18/2021	9,500,000.00	8,071,105.00	9,492,875.00	0.600	0.615	1,054	02/18/2026
45905U5Y6	12401	International Bank Recon & D		02/18/2021	10,000,000.00	8,495,900.00	10,000,000.00	0.600	0.600	1,054	02/18/2026
45906M2L4	12414	International Bank Recon & D		03/12/2021	15,000,000.00	13,616,850.00	14,857,500.00	0.650	0.846	1,060	02/24/2026
45906M3C3	12669	International Bank Recon & D		03/29/2022	7,500,000.00	7,329,375.00	7,494,150.00	2.250	2.290	362	03/28/2024

Portfolio POOL
RC
PM (PRF_PM2) 7.3.0

**Alameda County Investment Pool
Portfolio Management
Portfolio Details - Investments
March 31, 2023**

CUSIP	Investment #	Issuer	Average Balance	Purchase Date	Par Value	Market Value	Book Value	Stated Rate	YTM 365	Days to Maturity	Maturity Date
Washington Supranational Obligation											
45906M3K5	12815	International Bank Recon & D		09/30/2022	15,000,000.00	15,027,750.00	15,000,000.00	4.500	4.500	1,643	09/30/2027
45950VNP7	11974	IFCDN		01/17/2020	25,000,000.00	23,843,750.00	24,953,750.00	1.680	1.719	650	01/10/2025
45950VPX8	12446	IFCDN		05/14/2021	10,000,000.00	9,052,100.00	10,000,000.00	0.860	0.860	1,139	05/14/2026
45950VQS8	12573	IFCDN		11/24/2021	10,000,000.00	9,717,100.00	10,000,000.00	0.610	0.610	237	11/24/2023
Subtotal and Average			229,524,789.00		230,000,000.00	215,631,040.00	229,524,789.00		1.206	785	
Commercial Paper Disc. -Amortizing											
46640QUU3	12917	JP Morgan Sec		01/19/2023	50,000,000.00	49,160,500.00	48,709,583.33	4.890	5.118	118	07/28/2023
Subtotal and Average			48,709,583.33		50,000,000.00	49,160,500.00	48,709,583.33		5.118	118	
Agency Bullets (Aaa/AA+)											
3132X0U25	11486	Farmer Mac		04/19/2018	30,000,000.00	29,974,500.00	29,982,000.00	2.800	2.813	18	04/19/2023
3132X0U25	11487	Farmer Mac		04/19/2018	40,000,000.00	39,966,000.00	39,976,000.00	2.800	2.813	18	04/19/2023
3132X0U25	11488	Farmer Mac		04/19/2018	30,000,000.00	29,974,500.00	29,982,000.00	2.800	2.813	18	04/19/2023
31422BFL9	11755	Farmer Mac		05/10/2019	25,000,000.00	24,472,250.00	25,000,000.00	2.400	2.400	335	03/01/2024
31422BFL9	11756	Farmer Mac		05/10/2019	25,000,000.00	24,399,000.00	25,000,000.00	2.400	2.400	396	05/01/2024
31422BJB7	11793	Farmer Mac		07/22/2019	25,000,000.00	24,472,500.00	25,000,000.00	1.970	1.970	276	01/02/2024
31422BPC8	11911	Farmer Mac		11/20/2019	20,000,000.00	19,610,400.00	20,000,000.00	1.720	1.720	233	11/20/2023
31422BQK9	11955	Farmer Mac		12/20/2019	25,000,000.00	24,011,500.00	24,988,750.00	1.690	1.700	538	09/20/2024
31422BQW3	11956	Farmer Mac		12/20/2019	40,000,000.00	39,418,400.00	40,000,000.00	1.740	1.740	184	10/02/2023
31422BYV6	12115	Farmer Mac		04/27/2020	35,000,000.00	34,551,300.00	34,979,000.00	0.550	0.569	117	07/27/2023
31422XE40	12785	Farmer Mac		08/19/2022	15,000,000.00	14,795,700.00	15,000,000.00	4.000	4.000	695	02/24/2025
3133EKQU3	11778	Federal Farm Credit Bank		06/21/2019	30,000,000.00	29,081,700.00	29,984,700.00	1.950	1.961	439	06/13/2024
3133EKTU8	11784	Federal Farm Credit Bank		07/02/2019	12,000,000.00	11,608,080.00	11,998,320.00	1.900	1.903	457	07/01/2024
3133EKZK5	11812	Federal Farm Credit Bank		08/14/2019	20,000,000.00	19,766,000.00	19,992,000.00	1.600	1.610	135	08/14/2023
3133EKA63	11814	Federal Farm Credit Bank		08/16/2019	10,000,000.00	9,633,300.00	9,982,800.00	1.600	1.636	503	08/16/2024
3133ELZM9	12140	Federal Farm Credit Bank		05/15/2020	25,000,000.00	23,184,250.00	24,953,225.00	0.500	0.538	774	05/14/2025
3133ENKS8	12627	Federal Farm Credit Bank		01/11/2022	7,500,000.00	7,077,750.00	7,483,125.00	1.125	1.202	646	01/06/2025
3133ENZS2	12755	Federal Farm Credit Bank		06/28/2022	10,000,000.00	9,834,600.00	9,994,805.00	3.100	3.127	454	06/28/2024
3133ENZ37	12845	Federal Farm Credit Bank		11/10/2022	18,500,000.00	18,666,870.00	18,497,040.00	4.875	4.886	650	01/10/2025
3133EPAF2	12937	Federal Farm Credit Bank		02/08/2023	20,000,000.00	19,991,000.00	19,990,000.00	4.750	4.802	313	02/08/2024
3133EPBF1	12947	Federal Farm Credit Bank		02/21/2023	15,500,000.00	15,540,610.00	15,479,230.00	4.875	4.969	508	08/21/2024
3133EPCX1	12961	Federal Farm Credit Bank		03/10/2023	10,000,000.00	10,223,400.00	9,991,900.00	4.375	4.393	1,805	03/10/2028
3130AGWK7	11815	Federal Home Loan Bank		08/16/2019	12,000,000.00	11,518,440.00	11,971,800.00	1.500	2.136	502	08/15/2024
3130AGWK7	11816	Federal Home Loan Bank		08/16/2019	20,000,000.00	19,197,400.00	19,953,000.00	1.500	1.549	502	08/15/2024
3130AGWK7	11817	Federal Home Loan Bank		08/16/2019	20,000,000.00	19,197,400.00	19,953,000.00	1.500	1.549	502	08/15/2024

Portfolio POOL
RC
PM (PRF_PM2) 7.3.0

**Alameda County Investment Pool
Portfolio Management
Portfolio Details - Investments
March 31, 2023**

CUSIP	Investment #	Issuer	Average Balance	Purchase Date	Par Value	Market Value	Book Value	Stated Rate	YTM 365	Days to Maturity	Maturity Date
Agency Bullets (Aaa/AA+)											
3130AK5E2	12220	Federal Home Loan Bank		09/11/2020	2,000,000.00	1,837,360.00	1,994,000.00	0.375	0.436	887	09/04/2025
3130APU29	12551	Federal Home Loan Bank		11/12/2021	12,800,000.00	12,470,656.00	12,794,112.00	0.500	0.523	222	11/09/2023
3130APU29	12552	Federal Home Loan Bank		11/12/2021	20,000,000.00	19,485,400.00	19,990,800.00	0.500	0.523	222	11/09/2023
3130AQF57	12598	Federal Home Loan Bank		12/22/2021	25,000,000.00	24,252,250.00	24,945,000.00	0.625	0.736	265	12/22/2023
3130AQF40	12599	Federal Home Loan Bank		12/22/2021	25,000,000.00	23,652,500.00	24,978,098.58	1.000	1.030	629	12/20/2024
3130AQF65	12600	Federal Home Loan Bank		12/22/2021	25,000,000.00	22,767,000.00	24,925,261.74	1.250	1.311	1,360	12/21/2026
3130ASDS5	12745	Federal Home Loan Bank		06/10/2022	20,000,000.00	19,579,200.00	19,953,600.00	2.750	2.867	454	06/28/2024
3130ASME6	12768	Federal Home Loan Bank		07/08/2022	15,000,000.00	14,725,650.00	14,970,900.00	3.000	3.101	464	07/08/2024
3130ASME6	12769	Federal Home Loan Bank		07/08/2022	10,000,000.00	9,817,100.00	9,980,600.00	3.000	3.101	464	07/08/2024
3130ASME6	12770	Federal Home Loan Bank		07/08/2022	5,000,000.00	4,908,550.00	4,990,300.00	3.000	3.101	464	07/08/2024
3130ATPY7	12822	Federal Home Loan Bank		10/19/2022	9,500,000.00	9,472,070.00	9,477,580.00	4.500	4.644	440	06/14/2024
3130ATQ91	12825	Federal Home Loan Bank		10/20/2022	10,750,000.00	10,734,842.50	10,747,312.50	4.625	4.651	202	10/20/2023
3130ATT31	12829	Federal Home Loan Bank		10/28/2022	15,000,000.00	15,031,950.00	14,983,650.00	4.500	4.561	551	10/03/2024
3130AUCS1	12909	Federal Home Loan Bank		12/21/2022	5,000,000.00	4,998,100.00	5,000,000.00	4.750	4.750	264	12/21/2023
3130ATVD6	12949	Federal Home Loan Bank		02/28/2023	5,000,000.00	5,026,250.00	4,982,000.00	4.875	5.120	531	09/13/2024
3130AV7L0	12953	Federal Home Loan Bank		03/03/2023	19,000,000.00	19,260,870.00	18,974,920.00	5.000	5.071	699	02/28/2025
3130AV7L0	12954	Federal Home Loan Bank		03/03/2023	25,000,000.00	25,343,250.00	24,967,000.00	5.000	5.071	699	02/28/2025
3137EAEN5	11520	Federal Home Loan Mtg Corp		06/11/2018	15,000,000.00	14,933,400.00	14,918,400.00	2.750	2.867	79	06/19/2023
3137EAEP0	12014	Federal Home Loan Mtg Corp		02/14/2020	15,000,000.00	14,278,500.00	14,988,450.00	1.500	1.516	683	02/12/2025
3137EAEP0	12015	Federal Home Loan Mtg Corp		02/14/2020	10,000,000.00	9,519,000.00	9,992,300.00	1.500	1.516	683	02/12/2025
3137EAER6	12129	Federal Home Loan Mtg Corp		05/07/2020	10,000,000.00	9,963,700.00	9,995,800.00	0.375	0.389	34	05/05/2023
3137EAER6	12130	Federal Home Loan Mtg Corp		05/07/2020	20,000,000.00	19,927,400.00	19,991,600.00	0.375	0.389	34	05/05/2023
3137EAER6	12131	Federal Home Loan Mtg Corp		05/07/2020	20,000,000.00	19,927,400.00	19,991,600.00	0.375	0.389	34	05/05/2023
31422BG53	12179	Federal Home Loan Mtg Corp		06/29/2020	15,000,000.00	14,686,050.00	14,988,000.00	0.350	0.375	181	09/29/2023
3137EAEU9	12195	Federal Home Loan Mtg Corp		07/23/2020	10,000,000.00	9,200,300.00	9,950,200.00	0.375	0.727	842	07/21/2025
3137EAEV7	12204	Federal Home Loan Mtg Corp		08/21/2020	10,000,000.00	9,822,300.00	9,989,800.00	0.250	0.284	145	08/24/2023
3137EAEV7	12205	Federal Home Loan Mtg Corp		08/21/2020	10,000,000.00	9,822,300.00	9,989,800.00	0.250	0.284	145	08/24/2023
3137EAEZ8	12291	Federal Home Loan Mtg Corp		11/05/2020	10,000,000.00	9,729,000.00	9,991,000.00	0.250	0.280	219	11/06/2023
3137EAEZ8	12293	Federal Home Loan Mtg Corp		11/05/2020	10,000,000.00	9,729,000.00	9,991,000.00	0.250	0.280	219	11/06/2023
3137EAFA2	12331	Federal Home Loan Mtg Corp		12/04/2020	15,000,000.00	14,546,850.00	14,985,150.00	0.250	0.283	247	12/04/2023
3137EAFA2	12332	Federal Home Loan Mtg Corp		12/04/2020	10,000,000.00	9,697,900.00	9,990,100.00	0.250	0.283	247	12/04/2023
3137EAEX3	12405	Federal Home Loan Mtg Corp		02/26/2021	15,000,000.00	13,704,150.00	14,747,400.00	0.375	0.750	906	09/23/2025
3135G0U43	11568	Federal National Mtg Assn		09/14/2018	20,000,000.00	19,819,400.00	19,918,000.00	2.875	2.964	164	09/12/2023
3135G0V34	11657	Federal National Mtg Assn		02/08/2019	20,000,000.00	19,619,600.00	19,925,600.00	2.500	2.580	310	02/05/2024
3135G0V34	11658	Federal National Mtg Assn		02/08/2019	20,000,000.00	19,619,600.00	19,925,600.00	2.500	2.580	310	02/05/2024
3135G0V75	11788	Federal National Mtg Assn		07/08/2019	20,000,000.00	19,296,000.00	19,924,200.00	1.750	1.830	458	07/02/2024

**Alameda County Investment Pool
Portfolio Management
Portfolio Details - Investments
March 31, 2023**

CUSIP	Investment #	Issuer	Average Balance	Purchase Date	Par Value	Market Value	Book Value	Stated Rate	YTM 365	Days to Maturity	Maturity Date
Agency Bullets (Aaa/AA+)											
3135G0W66	11872	Federal National Mtg Assn		10/18/2019	20,000,000.00	19,218,000.00	19,965,800.00	1.625	1.661	563	10/15/2024
3135G0W66	11875	Federal National Mtg Assn		10/18/2019	25,000,000.00	24,022,500.00	24,957,250.00	1.625	1.661	563	10/15/2024
3135G0W66	11876	Federal National Mtg Assn		10/18/2019	25,000,000.00	24,022,500.00	24,957,250.00	1.625	1.661	563	10/15/2024
3135G0W66	11918	Federal National Mtg Assn		11/22/2019	25,000,000.00	24,022,500.00	24,939,515.00	1.625	1.677	563	10/15/2024
3135G0X24	11969	Federal National Mtg Assn		01/10/2020	20,000,000.00	19,118,600.00	19,936,200.00	1.625	1.692	647	01/07/2025
3135G0X24	11970	Federal National Mtg Assn		01/10/2020	20,000,000.00	19,118,600.00	19,936,200.00	1.625	1.692	647	01/07/2025
3135G04Q3	12145	Federal National Mtg Assn		05/22/2020	20,000,000.00	19,881,000.00	19,939,800.00	0.250	0.351	51	05/22/2023
3135G04Q3	12146	Federal National Mtg Assn		05/22/2020	15,000,000.00	14,910,750.00	14,954,850.00	0.250	0.351	51	05/22/2023
3135G04Q3	12147	Federal National Mtg Assn		05/22/2020	15,000,000.00	14,910,750.00	14,954,850.00	0.250	0.351	51	05/22/2023
3135G04Z3	12171	Federal National Mtg Assn		06/19/2020	20,000,000.00	18,482,200.00	19,958,600.00	0.500	0.542	808	06/17/2025
3135G04Z3	12172	Federal National Mtg Assn		06/19/2020	15,000,000.00	13,861,650.00	14,968,950.00	0.500	0.542	808	06/17/2025
3135G05G4	12183	Federal National Mtg Assn		07/10/2020	10,000,000.00	9,884,600.00	9,978,500.00	0.250	0.322	100	07/10/2023
3135G06G3	12299	Federal National Mtg Assn		11/12/2020	18,000,000.00	16,468,380.00	17,935,560.00	0.500	0.573	951	11/07/2025
3135G06H1	12321	Federal National Mtg Assn		11/25/2020	15,000,000.00	14,566,800.00	14,982,900.00	0.250	0.288	240	11/27/2023
3135GADM0	12907	Federal National Mtg Assn		12/20/2022	15,000,000.00	14,975,100.00	15,000,000.00	5.000	5.000	263	12/20/2023
Subtotal and Average			1,334,641,310.79		1,342,550,000.00	1,308,835,628.50	1,340,348,054.82		1.962	409	
Federal Agency Disc. -Amortizing											
313384JQ3	12905	Federal Home Loan Bk Disc Note		12/19/2022	50,000,000.00	49,260,000.00	48,613,000.00	4.560	4.802	116	07/26/2023
313384JQ3	12906	Federal Home Loan Bk Disc Note		12/19/2022	50,000,000.00	49,260,000.00	48,613,000.00	4.560	4.802	116	07/26/2023
313384GX1	12931	Federal Home Loan Bk Disc Note		01/31/2023	50,000,000.00	49,526,500.00	49,120,625.00	4.690	4.907	75	06/15/2023
313384SW0	12938	Federal Home Loan Bk Disc Note		02/10/2023	50,000,000.00	48,065,500.00	47,583,444.44	4.780	5.099	314	02/09/2024
313384SW0	12939	Federal Home Loan Bk Disc Note		02/10/2023	50,000,000.00	48,065,500.00	47,583,444.44	4.780	5.099	314	02/09/2024
313384HT9	12962	Federal Home Loan Bk Disc Note		03/13/2023	50,000,000.00	49,395,500.00	49,230,500.00		5.074	95	07/05/2023
313384GP8	12963	Federal Home Loan Bk Disc Note		03/13/2023	50,000,000.00	49,578,000.00	49,422,486.11	4.835	5.028	67	06/07/2023
313384HK8	12967	Federal Home Loan Bk Disc Note		03/14/2023	50,000,000.00	49,449,000.00	49,281,770.83	4.925	5.137	87	06/27/2023
313384GN3	12968	Federal Home Loan Bk Disc Note		03/16/2023	50,000,000.00	49,584,500.00	49,449,916.67	4.830	5.020	66	06/06/2023
313384GN3	12969	Federal Home Loan Bk Disc Note		03/16/2023	50,000,000.00	49,584,500.00	49,449,916.67	4.830	5.020	66	06/06/2023
313384GH6	12970	Federal Home Loan Bk Disc Note		03/16/2023	50,000,000.00	49,617,000.00	49,484,527.78	4.820	5.006	61	06/01/2023
313384FB0	12971	Federal Home Loan Bk Disc Note		03/16/2023	50,000,000.00	49,817,000.00	49,691,236.11		0.000	31	05/02/2023
313384LA5	12974	Federal Home Loan Bk Disc Note		03/22/2023	50,000,000.00	49,042,000.00	48,928,888.89	4.820	5.063	150	08/29/2023
313384GH6	12976	Federal Home Loan Bk Disc Note		03/27/2023	50,000,000.00	49,617,000.00	49,570,083.33	4.690	4.863	61	06/01/2023
313384JX8	12977	Federal Home Loan Bk Disc Note		03/27/2023	50,000,000.00	49,215,500.00	49,155,555.56	4.750	4.967	123	08/02/2023
313396GH0	12980	Freddie Mac Discount Notes		03/28/2023	50,000,000.00	49,617,000.00	49,573,889.00	4.720	4.894	61	06/01/2023
Subtotal and Average			579,218,521.06		800,000,000.00	788,694,500.00	784,752,284.83		4.670	112	

**Alameda County Investment Pool
Portfolio Management
Portfolio Details - Investments
March 31, 2023**

CUSIP	Investment #	Issuer	Average Balance	Purchase Date	Par Value	Market Value	Book Value	Stated Rate	YTM	Days to 365 Maturity	Maturity Date
Treasury Notes and Bonds											
91282CCN9	12707	National Australia Bank		04/29/2022	100,000,000.00	98,488,000.00	97,269,531.28	0.125	2.342	121	07/31/2023
9128282D1	11744	U.S. Treasury		04/29/2019	50,000,000.00	49,314,500.00	48,093,750.00	1.375	2.304	152	08/31/2023
912828S92	11791	U.S. Treasury		07/16/2019	50,000,000.00	49,422,000.00	48,804,687.50	1.250	1.867	121	07/31/2023
9128282D1	11832	U.S. Treasury		08/28/2019	50,000,000.00	49,314,500.00	49,966,796.90	1.375	1.392	152	08/31/2023
912828S92	11843	U.S. Treasury		09/06/2019	50,000,000.00	49,422,000.00	49,636,718.75	1.250	1.442	121	07/31/2023
912828VB3	11862	U.S. Treasury		09/26/2019	50,000,000.00	49,826,000.00	50,253,906.25	1.750	1.605	44	05/15/2023
912828Y87	11919	U.S. Treasury		11/22/2019	50,000,000.00	48,289,000.00	50,298,828.15	1.750	1.617	487	07/31/2024
912828Y87	11936	U.S. Treasury		12/10/2019	50,000,000.00	48,289,000.00	50,134,765.65	1.750	1.689	487	07/31/2024
91282CBM2	12408	U.S. Treasury		02/26/2021	50,000,000.00	48,051,000.00	49,699,218.75	0.125	0.329	320	02/15/2024
91282CBQ3	12409	U.S. Treasury		03/01/2021	25,000,000.00	22,721,750.00	24,630,859.38	0.500	0.802	1,064	02/28/2026
91282CDA6	12519	U.S. Treasury		09/30/2021	50,000,000.00	48,926,000.00	49,945,312.50	0.250	0.305	182	09/30/2023
91282CCZ2	12520	U.S. Treasury		09/30/2021	50,000,000.00	45,281,500.00	49,666,015.64	0.875	1.012	1,278	09/30/2026
91282CAT8	12522	U.S. Treasury		09/30/2021	50,000,000.00	45,588,000.00	48,865,234.39	0.250	0.816	944	10/31/2025
91282CDB4	12537	U.S. Treasury		10/27/2021	50,000,000.00	47,289,000.00	49,742,187.50	0.625	0.801	563	10/15/2024
91282CDD0	12555	U.S. Treasury		11/15/2021	50,000,000.00	48,777,500.00	49,873,003.74	0.375	0.513	213	10/31/2023
91282CCT6	12596	U.S. Treasury		12/21/2021	50,000,000.00	47,355,500.00	49,373,046.90	0.375	0.854	502	08/15/2024
91282CDB4	12597	U.S. Treasury		12/21/2021	50,000,000.00	47,289,000.00	49,626,953.15	0.625	0.894	563	10/15/2024
91282CCU3	12604	U.S. Treasury		12/23/2021	50,000,000.00	49,066,500.00	49,580,078.15	0.125	0.627	152	08/31/2023
91282CCU3	12605	U.S. Treasury		12/23/2021	50,000,000.00	49,066,500.00	49,582,031.25	0.125	0.624	152	08/31/2023
91282CCT6	12606	U.S. Treasury		12/23/2021	50,000,000.00	47,355,500.00	49,349,609.40	0.375	0.873	502	08/15/2024
91282CDV0	12634	U.S. Treasury		01/31/2022	50,000,000.00	48,420,000.00	49,679,687.50	0.875	1.200	305	01/31/2024
912828R69	12680	U.S. Treasury		04/21/2022	50,000,000.00	49,752,000.00	49,765,625.00	1.625	2.054	60	05/31/2023
91282CDD0	12681	U.S. Treasury		04/21/2022	50,000,000.00	48,777,500.00	48,494,140.65	0.375	2.398	213	10/31/2023
Subtotal and Average			1,162,331,988.37		1,175,000,000.00	1,136,082,250.00	1,162,331,988.38		1.286	353	

Agency Callables (Aaa/AA+)

31422XXL1	12698	Farmer Mac		04/28/2022	25,000,000.00	24,305,750.00	25,000,000.00	3.050	3.051	849	07/28/2025
31422XXG2	12700	Farmer Mac		04/26/2022	15,000,000.00	14,366,100.00	15,000,000.00	3.100	3.100	1,486	04/26/2027
31422XN40	12837	Farmer Mac		11/01/2022	15,000,000.00	15,060,750.00	15,000,000.00	5.050	5.050	1,675	11/01/2027
31422XN40	12838	Farmer Mac		11/01/2022	15,000,000.00	15,060,750.00	15,000,000.00	5.050	5.050	1,675	11/01/2027
31422XQ62	12855	Farmer Mac		11/22/2022	20,000,000.00	19,920,400.00	20,000,000.00	5.300	5.300	1,147	05/22/2026
3133EMYD8	12441	Federal Farm Credit Bank		05/06/2021	15,000,000.00	13,840,500.00	15,000,000.00	0.850	0.850	947	11/03/2025
3133EMZS4	12447	Federal Farm Credit Bank		05/18/2021	10,000,000.00	9,080,800.00	10,000,000.00	0.900	0.900	1,143	05/18/2026
3133ENEJ5	12564	Federal Farm Credit Bank		11/18/2021	25,000,000.00	23,669,750.00	24,971,250.00	0.875	0.914	597	11/18/2024
3133ENHW3	12603	Federal Farm Credit Bank		12/23/2021	25,000,000.00	23,433,750.00	25,000,000.00	1.170	1.170	814	06/23/2025
3133ENPG9	12642	Federal Farm Credit Bank		02/15/2022	15,000,000.00	14,356,200.00	14,959,950.00	1.750	1.842	685	02/14/2025

Portfolio POOL
RC
PM (PRF_PM2) 7.3.0

**Alameda County Investment Pool
Portfolio Management
Portfolio Details - Investments
March 31, 2023**

CUSIP	Investment #	Issuer	Average Balance	Purchase Date	Par Value	Market Value	Book Value	Stated Rate	YTM 365	Days to Maturity	Maturity Date
Agency Callables (Aaa/AA+)											
3130AKN85	12367	Federal Home Loan Bank		01/20/2021	20,000,000.00	18,137,600.00	19,974,000.00	0.550	0.576	1,025	01/20/2026
3130AKVY9	12373	Federal Home Loan Bank		01/29/2021	10,000,000.00	9,054,600.00	10,000,000.00	0.520	0.520	1,034	01/29/2026
3130AKVN3	12374	Federal Home Loan Bank		01/29/2021	5,000,000.00	4,527,300.00	5,000,000.00	0.520	0.520	1,034	01/29/2026
3130AKUS3	12377	Federal Home Loan Bank		01/29/2021	15,450,000.00	13,983,022.50	15,442,275.00	0.500	0.510	1,033	01/28/2026
3130AKMD5	12378	Federal Home Loan Bank		01/29/2021	4,980,000.00	4,507,846.20	4,976,324.76	0.500	0.515	1,031	01/26/2026
3130AKXB7	12391	Federal Home Loan Bank		02/11/2021	10,000,000.00	9,054,400.00	10,000,000.00	0.580	0.580	1,047	02/11/2026
3130AKXB7	12392	Federal Home Loan Bank		02/11/2021	20,000,000.00	18,108,800.00	20,000,000.00	0.580	0.580	1,047	02/11/2026
3130AKWA0	12393	Federal Home Loan Bank		02/12/2021	13,000,000.00	11,749,140.00	12,979,200.00	0.520	0.552	1,048	02/12/2026
3130AKXQ4	12394	Federal Home Loan Bank		02/12/2021	15,000,000.00	13,588,650.00	15,000,000.00	0.600	0.600	1,048	02/12/2026
3130AKVR4	12395	Federal Home Loan Bank		02/12/2021	20,000,000.00	18,091,600.00	20,000,000.00	0.550	0.550	1,048	02/12/2026
3130AL3S1	12397	Federal Home Loan Bank		02/17/2021	10,000,000.00	9,062,600.00	10,000,000.00	0.625	0.625	1,053	02/17/2026
3130ALEM2	12403	Federal Home Loan Bank		02/25/2021	15,000,000.00	13,651,950.00	15,000,000.00	0.790	0.790	1,061	02/25/2026
3130AKZ25	12406	Federal Home Loan Bank		02/26/2021	10,000,000.00	9,063,100.00	10,000,000.00	0.650	0.650	1,062	02/26/2026
3130ALJ70	12413	Federal Home Loan Bank		03/12/2021	10,000,000.00	9,592,200.00	10,000,000.00	0.400	0.400	346	03/12/2024
3130ALGJ7	12419	Federal Home Loan Bank		03/23/2021	20,000,000.00	18,191,000.00	20,000,000.00	1.000	1.000	1,087	03/23/2026
3130ALGJ7	12420	Federal Home Loan Bank		03/23/2021	9,250,000.00	8,413,337.50	9,250,000.00	1.000	1.000	1,087	03/23/2026
3130ALVS0	12436	Federal Home Loan Bank		04/27/2021	15,000,000.00	14,018,550.00	15,000,000.00	0.620	0.620	667	01/27/2025
3130AMAG7	12437	Federal Home Loan Bank		04/29/2021	10,000,000.00	9,109,200.00	10,000,000.00	1.050	1.050	1,124	04/29/2026
3130AMUP5	12466	Federal Home Loan Bank		06/23/2021	15,000,000.00	14,055,900.00	15,000,000.00	0.500	0.500	632	12/23/2024
3130AMU75	12476	Federal Home Loan Bank		06/30/2021	10,000,000.00	9,064,000.00	10,000,000.00	1.000	1.000	1,182	06/26/2026
3130ANSC53	12494	Federal Home Loan Bank		08/30/2021	15,000,000.00	13,557,600.00	15,000,000.00	1.000	1.000	1,243	08/26/2026
3130ANWK24	12495	Federal Home Loan Bank		08/30/2021	25,000,000.00	23,323,750.00	25,000,000.00	0.650	0.650	697	02/26/2025
3130ANWG1	12496	Federal Home Loan Bank		08/30/2021	25,000,000.00	23,631,000.00	25,000,000.00	0.500	0.500	513	08/26/2024
3130ANWJ5	12497	Federal Home Loan Bank		08/30/2021	25,000,000.00	23,223,500.00	25,000,000.00	0.720	0.720	801	06/10/2025
3130ANU32	12516	Federal Home Loan Bank		09/22/2021	10,000,000.00	9,020,100.00	9,995,000.00	1.000	1.010	1,270	09/22/2026
3130APDL6	12521	Federal Home Loan Bank		09/30/2021	15,000,000.00	13,939,350.00	15,000,000.00	0.800	0.800	821	06/30/2025
3130APJ89	12538	Federal Home Loan Bank		10/28/2021	10,000,000.00	9,436,000.00	10,000,000.00	0.700	0.700	576	10/28/2024
3130APLB9	12539	Federal Home Loan Bank		10/28/2021	10,000,000.00	9,458,500.00	10,000,000.00	0.850	0.850	576	10/28/2024
3130APLB9	12540	Federal Home Loan Bank		10/28/2021	10,000,000.00	9,458,500.00	10,000,000.00	0.850	0.850	576	10/28/2024
3130APRA5	12554	Federal Home Loan Bank		11/15/2021	25,000,000.00	23,717,500.00	25,000,000.00	1.100	1.100	594	11/15/2024
3130APRU1	12556	Federal Home Loan Bank		11/16/2021	10,000,000.00	10,000,000.00	10,000,000.00	1.000	1.000	503	08/16/2024
3130APRU1	12557	Federal Home Loan Bank		11/16/2021	25,000,000.00	23,817,250.00	25,000,000.00	1.000	1.000	503	08/16/2024
3130APLJ2	12560	Federal Home Loan Bank		11/17/2021	15,000,000.00	14,583,000.00	15,000,000.00	0.500	0.500	230	11/17/2023
3130APNH4	12561	Federal Home Loan Bank		11/18/2021	10,000,000.00	9,302,500.00	10,000,000.00	1.200	1.200	962	11/18/2025
3130APQG3	12562	Federal Home Loan Bank		11/18/2021	20,000,000.00	18,605,000.00	20,000,000.00	1.200	1.200	962	11/18/2025
3130APRE7	12563	Federal Home Loan Bank		11/18/2021	25,000,000.00	23,497,750.00	25,000,000.00	1.010	1.010	689	02/18/2025

**Alameda County Investment Pool
Portfolio Management
Portfolio Details - Investments
March 31, 2023**

CUSIP	Investment #	Issuer	Average Balance	Purchase Date	Par Value	Market Value	Book Value	Stated Rate	YTM	Days to 365 Maturity	Maturity Date
Agency Callables (Aaa/AA+)											
3130APBR5	12570	Federal Home Loan Bank		11/19/2021	14,950,000.00	14,000,525.50	14,804,237.50	0.650	0.967	647	01/07/2025
3130APVJ1	12571	Federal Home Loan Bank		11/23/2021	15,000,000.00	13,674,300.00	15,000,000.00	1.500	1.500	1,332	11/23/2026
3130APUP8	12572	Federal Home Loan Bank		11/23/2021	25,000,000.00	23,720,750.00	25,000,000.00	0.750	0.750	510	08/23/2024
3130APWH4	12574	Federal Home Loan Bank		11/24/2021	15,000,000.00	14,596,650.00	15,000,000.00	0.750	0.750	235	11/22/2023
3130APWM3	12581	Federal Home Loan Bank		11/30/2021	10,000,000.00	9,473,200.00	10,000,000.00	1.050	1.050	604	11/25/2024
3130APWE1	12582	Federal Home Loan Bank		11/30/2021	15,000,000.00	13,673,250.00	15,000,000.00	1.500	1.500	1,334	11/25/2026
3130APWV3	12583	Federal Home Loan Bank		11/30/2021	25,000,000.00	23,683,000.00	25,000,000.00	1.050	1.050	604	11/25/2024
3130APW43	12585	Federal Home Loan Bank		12/02/2021	8,125,000.00	7,413,412.50	8,123,375.00	1.500	1.504	1,341	12/02/2026
3130APW84	12586	Federal Home Loan Bank		12/03/2021	10,000,000.00	9,123,600.00	9,997,500.00	1.500	1.505	1,342	12/03/2026
3130APXL4	12589	Federal Home Loan Bank		12/10/2021	25,000,000.00	23,594,250.00	24,993,750.00	1.100	1.108	619	12/10/2024
3130APXT7	12594	Federal Home Loan Bank		12/17/2021	10,000,000.00	9,147,900.00	10,000,000.00	1.600	1.600	1,356	12/17/2026
3130AQ4D2	12602	Federal Home Loan Bank		12/23/2021	7,650,000.00	7,261,992.00	7,650,000.00	1.250	1.250	633	12/24/2024
3130AQ2Z5	12607	Federal Home Loan Bank		12/27/2021	25,000,000.00	23,175,250.00	25,000,000.00	1.500	1.500	1,091	03/27/2026
3130AQ7M9	12608	Federal Home Loan Bank		12/27/2021	25,000,000.00	23,470,000.00	25,000,000.00	1.250	1.250	818	06/27/2025
3130AQFC2	12609	Federal Home Loan Bank		12/27/2021	25,000,000.00	23,743,500.00	24,993,750.00	1.000	1.009	545	09/27/2024
3130AQ6F5	12610	Federal Home Loan Bank		12/28/2021	10,000,000.00	9,704,400.00	10,000,000.00	0.800	0.800	271	12/28/2023
3130AQA29	12611	Federal Home Loan Bank		12/28/2021	15,000,000.00	14,140,050.00	15,000,000.00	1.230	1.230	727	03/28/2025
3130AQDR1	12613	Federal Home Loan Bank		12/30/2021	25,000,000.00	23,893,000.00	25,000,000.00	1.000	1.000	454	06/28/2024
3130AQDQ3	12614	Federal Home Loan Bank		12/30/2021	15,000,000.00	14,070,900.00	15,000,000.00	1.220	1.220	821	06/30/2025
3130AQ5S8	12615	Federal Home Loan Bank		12/30/2021	25,000,000.00	23,467,250.00	25,000,000.00	1.250	1.250	821	06/30/2025
3130AQFD0	12616	Federal Home Loan Bank		12/30/2021	25,000,000.00	23,647,250.00	25,000,000.00	1.060	1.060	639	12/30/2024
3130AQGY3	12617	Federal Home Loan Bank		12/30/2021	25,000,000.00	23,750,250.00	25,000,000.00	1.030	1.030	548	09/30/2024
3130AQFW8	12618	Federal Home Loan Bank		12/30/2021	25,000,000.00	23,739,750.00	25,000,000.00	1.000	1.000	548	09/30/2024
3130AQJ38	12629	Federal Home Loan Bank		01/25/2022	10,000,000.00	9,547,400.00	10,000,000.00	1.050	1.050	481	07/25/2024
3130AQGT4	12631	Federal Home Loan Bank		01/28/2022	15,000,000.00	14,155,050.00	14,857,500.00	1.100	1.429	653	01/13/2025
3130AQM83	12632	Federal Home Loan Bank		01/28/2022	4,185,000.00	3,865,517.10	4,164,261.00	1.600	1.716	1,213	07/27/2026
3130AQUT8	12645	Federal Home Loan Bank		02/17/2022	10,000,000.00	9,271,900.00	10,000,000.00	2.010	2.010	1,418	02/17/2027
3130AQVM2	12647	Federal Home Loan Bank		02/25/2022	10,000,000.00	9,525,900.00	10,000,000.00	1.750	1.750	696	02/25/2025
3130AQUY7	12648	Federal Home Loan Bank		02/25/2022	10,000,000.00	9,279,900.00	10,000,000.00	2.050	2.050	1,426	02/25/2027
3130AQT78	12652	Federal Home Loan Bank		02/28/2022	15,000,000.00	14,286,450.00	15,000,000.00	1.750	1.750	699	02/28/2025
3130AMU67	12666	Federal Home Loan Bank		03/21/2022	20,000,000.00	18,971,600.00	19,238,220.00	0.400	2.128	454	06/28/2024
3130ARGC9	12667	Federal Home Loan Bank		03/25/2022	10,000,000.00	9,468,800.00	10,000,000.00	2.550	2.550	1,454	03/25/2027
3130ARBC4	12668	Federal Home Loan Bank		03/28/2022	5,000,000.00	4,864,400.00	5,000,000.00	2.000	2.000	362	03/28/2024
3130ARAE1	12670	Federal Home Loan Bank		03/25/2022	25,000,000.00	23,816,500.00	25,000,000.00	2.100	2.100	816	06/25/2025
3130ARFQ9	12671	Federal Home Loan Bank		04/05/2022	25,000,000.00	23,623,750.00	25,000,000.00	2.610	2.610	1,465	04/05/2027
3130ARC41	12674	Federal Home Loan Bank		03/30/2022	15,000,000.00	14,434,050.00	15,000,000.00	2.320	2.320	724	03/25/2025

**Alameda County Investment Pool
Portfolio Management
Portfolio Details - Investments
March 31, 2023**

CUSIP	Investment #	Issuer	Average Balance	Purchase Date	Par Value	Market Value	Book Value	Stated Rate	YTM	Days to 365 Maturity	Maturity Date
Agency Callables (Aaa/AA+)											
3130ARFG1	12675	Federal Home Loan Bank		03/30/2022	10,000,000.00	9,420,300.00	10,000,000.00	2.400	2.400	1,454	03/25/2027
3130ARJW2	12677	Federal Home Loan Bank		04/22/2022	15,000,000.00	14,591,550.00	15,000,000.00	3.000	3.000	752	04/22/2025
3130ARL33	12682	Federal Home Loan Bank		04/21/2022	20,000,000.00	19,416,200.00	20,000,000.00	3.000	3.001	873	08/21/2025
3130ARND9	12689	Federal Home Loan Bank		04/12/2022	20,000,000.00	19,987,400.00	20,000,000.00	2.350	1.848	11	04/12/2023
3130ARDV0	12691	Federal Home Loan Bank		04/08/2022	10,000,000.00	9,550,700.00	10,000,000.00	3.000	3.000	1,454	03/25/2027
3130ARPZ8	12697	Federal Home Loan Bank		04/28/2022	25,000,000.00	24,347,500.00	25,000,000.00	3.150	3.151	849	07/28/2025
3130ARUV1	12706	Federal Home Loan Bank		04/27/2022	25,000,000.00	24,274,750.00	25,000,000.00	3.100	3.100	940	10/27/2025
3130ARYU9	12740	Federal Home Loan Bank		05/23/2022	10,000,000.00	9,836,800.00	10,000,000.00	3.000	3.002	328	02/23/2024
3130AS3H0	12741	Federal Home Loan Bank		05/26/2022	25,000,000.00	24,509,250.00	25,000,000.00	2.625	2.626	331	02/26/2024
3130ASBX6	12743	Federal Home Loan Bank		06/03/2022	10,000,000.00	9,930,600.00	10,000,000.00	2.275	2.276	90	06/30/2023
3130ASC49	12748	Federal Home Loan Bank		06/16/2022	15,000,000.00	14,909,550.00	15,000,000.00	2.300	2.300	87	06/27/2023
3130ASKE8	12754	Federal Home Loan Bank		06/28/2022	15,000,000.00	14,824,950.00	15,000,000.00	3.300	3.300	271	12/28/2023
3130ASKJ7	12756	Federal Home Loan Bank		06/28/2022	20,000,000.00	19,687,800.00	20,000,000.00	3.500	3.500	454	06/28/2024
3130ASKF5	12757	Federal Home Loan Bank		06/30/2022	10,000,000.00	9,950,700.00	10,000,000.00	3.000	3.000	90	06/30/2023
3130AS5R6	12761	Federal Home Loan Bank		06/30/2022	50,000,000.00	49,714,000.00	49,755,000.00	3.000	3.023	104	07/14/2023
3130ASQC6	12774	Federal Home Loan Bank		07/28/2022	20,000,000.00	19,897,400.00	20,000,000.00	3.500	3.500	118	07/28/2023
3130ASUT4	12778	Federal Home Loan Bank		08/10/2022	15,000,000.00	14,897,250.00	15,000,000.00	3.160	3.127	131	08/10/2023
3130ASZD4	12787	Federal Home Loan Bank		08/30/2022	15,000,000.00	14,809,350.00	14,998,500.00	4.130	4.134	880	08/28/2025
3130ASYZ6	12789	Federal Home Loan Bank		08/30/2022	25,000,000.00	24,644,750.00	25,000,000.00	4.000	4.000	880	08/28/2025
3130ASYR4	12806	Federal Home Loan Bank		09/27/2022	25,000,000.00	24,644,750.00	24,610,000.00	4.000	4.576	880	08/28/2025
3130ATDV6	12814	Federal Home Loan Bank		09/30/2022	10,000,000.00	9,911,700.00	10,000,000.00	5.000	5.000	1,643	09/30/2027
3130ATJ32	12826	Federal Home Loan Bank		10/24/2022	10,000,000.00	9,975,300.00	10,000,000.00	5.250	5.250	937	10/24/2025
3130ATXX0	12864	Federal Home Loan Bank		11/30/2022	25,000,000.00	24,932,000.00	25,000,000.00	5.000	5.001	419	05/24/2024
3130AU2C7	12885	Federal Home Loan Bank		12/06/2022	15,000,000.00	14,974,200.00	15,000,000.00	5.300	5.300	615	12/06/2024
3130AU5Q3	12896	Federal Home Loan Bank		12/13/2022	20,000,000.00	19,886,200.00	20,000,000.00	5.200	5.205	531	09/13/2024
3130AUNX8	12920	Federal Home Loan Bank		01/25/2023	15,000,000.00	14,966,550.00	15,000,000.00	5.000	5.003	326	02/21/2024
3130AUNQ3	12922	Federal Home Loan Bank		01/26/2023	20,000,000.00	19,953,800.00	20,000,000.00	5.000	5.003	326	02/21/2024
3130AUGJ7	12926	Federal Home Loan Bank		01/30/2023	15,000,000.00	14,977,950.00	15,000,000.00	5.020	5.020	1,031	01/26/2026
3130AUNY6	12928	Federal Home Loan Bank		01/30/2023	10,000,000.00	9,968,300.00	10,000,000.00	5.125	5.125	849	07/28/2025
3130AUW42	12945	Federal Home Loan Bank		02/16/2023	10,000,000.00	9,984,400.00	10,000,000.00	5.160	5.160	321	02/16/2024
3130AV5F5	12957	Federal Home Loan Bank		03/07/2023	10,000,000.00	10,024,000.00	10,000,000.00	5.450	5.457	433	06/07/2024
3130AVBR2	12958	Federal Home Loan Bank		03/08/2023	20,375,000.00	20,426,345.00	20,375,000.00	5.510	5.514	366	04/01/2024
3130AVA36	12959	Federal Home Loan Bank		03/08/2023	15,000,000.00	15,000,900.00	15,000,000.00	5.500	5.504	366	04/01/2024
3130AVDV1	12975	Federal Home Loan Bank		03/27/2023	20,000,000.00	20,061,400.00	20,000,000.00	6.125	6.125	1,091	03/27/2026
3130AVD58	12978	Federal Home Loan Bank		03/28/2023	20,000,000.00	20,047,800.00	20,000,000.00	5.750	5.750	362	03/28/2024
31422BUS7	12016	Federal Home Loan Mtg Corp		02/18/2020	25,000,000.00	23,864,500.00	25,000,000.00	1.680	1.680	689	02/18/2025

**Alameda County Investment Pool
Portfolio Management
Portfolio Details - Investments
March 31, 2023**

CUSIP	Investment #	Issuer	Average Balance	Purchase Date	Par Value	Market Value	Book Value	Stated Rate	YTM 365	Days to Maturity	Maturity Date
Agency Callables (Aaa/AA+)											
3134GVWR5	12144	Federal Home Loan Mtg Corp		05/22/2020	25,000,000.00	23,200,250.00	25,000,000.00	0.625	0.625	782	05/22/2025
3134GWND4	12199	Federal Home Loan Mtg Corp		08/12/2020	15,000,000.00	13,830,000.00	15,000,000.00	0.600	0.600	864	08/12/2025
3134GWN44	12219	Federal Home Loan Mtg Corp		09/11/2020	15,000,000.00	14,150,100.00	15,000,000.00	0.450	0.450	529	09/11/2024
3134GWUY0	12246	Federal Home Loan Mtg Corp		09/30/2020	15,000,000.00	14,024,100.00	15,000,000.00	0.400	0.400	639	12/30/2024
3134GWVJ2	12247	Federal Home Loan Mtg Corp		09/30/2020	15,000,000.00	14,115,000.00	15,000,000.00	0.400	0.400	548	09/30/2024
3134GWWX0	12248	Federal Home Loan Mtg Corp		09/30/2020	15,000,000.00	14,115,000.00	15,000,000.00	0.400	0.400	548	09/30/2024
3134GWVJ2	12249	Federal Home Loan Mtg Corp		09/30/2020	10,000,000.00	9,410,000.00	10,000,000.00	0.400	0.400	548	09/30/2024
3134GWXG6	12250	Federal Home Loan Mtg Corp		09/30/2020	10,000,000.00	9,354,400.00	10,000,000.00	0.430	0.430	639	12/30/2024
3134GWUY0	12251	Federal Home Loan Mtg Corp		09/30/2020	10,000,000.00	9,349,400.00	10,000,000.00	0.400	0.400	639	12/30/2024
3134GXBD5	12300	Federal Home Loan Mtg Corp		11/12/2020	15,000,000.00	14,288,850.00	15,000,000.00	0.360	0.360	410	05/15/2024
3134GXDZ4	12318	Federal Home Loan Mtg Corp		11/25/2020	15,000,000.00	14,068,650.00	15,000,000.00	0.450	0.450	604	11/25/2024
3134GXB5	12319	Federal Home Loan Mtg Corp		11/25/2020	15,000,000.00	13,741,500.00	15,000,000.00	0.600	0.600	956	11/12/2025
3134GXHD9	12359	Federal Home Loan Mtg Corp		12/23/2020	10,000,000.00	9,132,300.00	10,000,000.00	0.700	0.700	997	12/23/2025
3134GXQN7	12672	Federal Home Loan Mtg Corp		04/05/2022	10,000,000.00	9,998,700.00	10,000,000.00	2.350	1.798	4	04/05/2023
3134GXSD7	12715	Federal Home Loan Mtg Corp		05/05/2022	25,000,000.00	24,426,750.00	25,000,000.00	3.020	3.020	584	11/05/2024
3134GXL44	12779	Federal Home Loan Mtg Corp		08/12/2022	15,000,000.00	14,786,700.00	15,000,000.00	4.000	4.000	864	08/12/2025
3134GXR63	12786	Federal Home Loan Mtg Corp		08/29/2022	20,000,000.00	19,725,000.00	20,000,000.00	4.050	4.050	880	08/28/2025
3134GXT87	12788	Federal Home Loan Mtg Corp		08/30/2022	25,000,000.00	24,659,250.00	25,000,000.00	4.000	4.000	699	02/28/2025
3134GXS88	12790	Federal Home Loan Mtg Corp		08/30/2022	10,000,000.00	9,863,700.00	10,000,000.00	4.000	4.000	699	02/28/2025
3134GXS88	12791	Federal Home Loan Mtg Corp		08/30/2022	10,000,000.00	9,863,700.00	10,000,000.00	4.000	4.000	699	02/28/2025
3134GXW34	12792	Federal Home Loan Mtg Corp		08/30/2022	20,000,000.00	19,774,400.00	20,000,000.00	4.250	4.250	880	08/28/2025
3134GXY65	12804	Federal Home Loan Mtg Corp		09/16/2022	15,000,000.00	14,775,600.00	15,000,000.00	4.250	4.250	1,080	03/16/2026
3134GX6A7	12827	Federal Home Loan Mtg Corp		10/25/2022	15,000,000.00	14,977,500.00	15,000,000.00	5.000	5.000	755	04/25/2025
3134GX4M3	12828	Federal Home Loan Mtg Corp		10/28/2022	10,000,000.00	9,972,600.00	10,000,000.00	5.080	5.080	573	10/25/2024
3134GX6Q2	12841	Federal Home Loan Mtg Corp		11/08/2022	15,000,000.00	14,974,500.00	15,000,000.00	5.750	5.750	1,682	11/08/2027
3134GY2K7	12846	Federal Home Loan Mtg Corp		11/15/2022	10,000,000.00	9,979,300.00	10,000,000.00	5.310	5.310	594	11/15/2024
3134GX7M0	12847	Federal Home Loan Mtg Corp		11/15/2022	15,000,000.00	14,974,650.00	15,000,000.00	5.150	5.150	1,140	05/15/2026
3134GY2A9	12850	Federal Home Loan Mtg Corp		11/17/2022	15,000,000.00	14,990,700.00	15,000,000.00	5.150	5.150	961	11/17/2025
3134GY4G4	12859	Federal Home Loan Mtg Corp		11/28/2022	25,000,000.00	24,918,750.00	25,000,000.00	5.020	5.025	513	08/26/2024
3134GY4H2	12863	Federal Home Loan Mtg Corp		11/30/2022	25,000,000.00	24,924,750.00	25,000,000.00	5.150	5.150	972	11/28/2025
3134GY6B3	12898	Federal Home Loan Mtg Corp		12/14/2022	25,000,000.00	24,943,250.00	25,000,000.00	5.100	5.102	1,262	09/14/2026
3134GY7M8	12901	Federal Home Loan Mtg Corp		12/16/2022	25,000,000.00	24,924,250.00	25,000,000.00	5.270	5.273	899	09/16/2025
3134GYAA0	12908	Federal Home Loan Mtg Corp		12/20/2022	25,000,000.00	24,937,500.00	25,000,000.00	5.145	5.145	446	06/20/2024
3134GYAW2	12910	Federal Home Loan Mtg Corp		12/22/2022	25,000,000.00	24,847,500.00	25,000,000.00	5.150	5.150	1,178	06/22/2026
3134GXR63	12918	Federal Home Loan Mtg Corp		01/20/2023	10,000,000.00	9,862,500.00	9,871,600.00	4.050	4.577	880	08/28/2025
3134GYE24	12921	Federal Home Loan Mtg Corp		01/26/2023	10,000,000.00	9,954,300.00	10,000,000.00	5.125	5.125	1,031	01/26/2026

**Alameda County Investment Pool
Portfolio Management
Portfolio Details - Investments
March 31, 2023**

CUSIP	Investment #	Issuer	Average Balance	Purchase Date	Par Value	Market Value	Book Value	Stated Rate	YTM 365	Days to Maturity	Maturity Date
Agency Callables (Aaa/AA+)											
3134GYEA6	12925	Federal Home Loan Mtg Corp		01/27/2023	30,000,000.00	29,992,500.00	30,000,000.00	5.300	5.300	1,032	01/27/2026
3134GYF98	12927	Federal Home Loan Mtg Corp		01/30/2023	10,000,000.00	9,959,800.00	10,000,000.00	5.000	5.000	668	01/28/2025
3134GYG30	12929	Federal Home Loan Mtg Corp		01/31/2023	5,000,000.00	4,979,400.00	5,000,697.22	5.020	5.028	941	10/28/2025
3134GXRG1	12930	Federal Home Loan Mtg Corp		01/31/2023	5,000,000.00	4,865,750.00	4,885,965.28	3.050	4.422	772	05/12/2025
3134GYFT4	12936	Federal Home Loan Mtg Corp		02/07/2023	15,000,000.00	14,914,050.00	15,000,000.00	5.000	5.003	1,132	05/07/2026
3134GYJE3	12944	Federal Home Loan Mtg Corp		02/16/2023	25,000,000.00	24,909,500.00	25,000,000.00	5.200	5.200	1,598	08/16/2027
3134GYLU4	12973	Federal Home Loan Mtg Corp		03/17/2023	25,000,000.00	25,268,250.00	25,000,000.00	5.500	5.502	1,538	06/17/2027
3136G4XV0	12181	Federal National Mtg Assn		06/30/2020	15,000,000.00	13,916,850.00	15,000,000.00	0.730	0.730	821	06/30/2025
3136G4ZJ5	12184	Federal National Mtg Assn		07/21/2020	10,000,000.00	9,241,000.00	10,000,000.00	0.625	0.625	842	07/21/2025
3136G4A86	12185	Federal National Mtg Assn		07/21/2020	8,000,000.00	7,371,200.00	7,984,000.00	0.500	0.541	842	07/21/2025
3135G05X7	12209	Federal National Mtg Assn		08/27/2020	15,000,000.00	13,733,100.00	14,929,800.00	0.375	0.470	877	08/25/2025
3135G05X7	12210	Federal National Mtg Assn		08/27/2020	10,000,000.00	9,155,400.00	9,953,200.00	0.375	0.470	877	08/25/2025
3136G42F9	12211	Federal National Mtg Assn		08/27/2020	10,000,000.00	9,214,900.00	10,000,000.00	0.625	0.625	879	08/27/2025
3136G44U4	12265	Federal National Mtg Assn		10/20/2020	10,000,000.00	9,146,200.00	10,000,000.00	0.500	0.500	933	10/20/2025
3135G06C2	12278	Federal National Mtg Assn		10/29/2020	15,000,000.00	13,745,250.00	15,000,000.00	0.600	0.600	942	10/29/2025
3135GAZ23	12304	Federal National Mtg Assn		11/17/2020	10,000,000.00	9,148,000.00	9,995,000.00	0.560	0.570	961	11/17/2025
3135GA3G4	12317	Federal National Mtg Assn		11/25/2020	10,000,000.00	9,371,300.00	10,000,000.00	0.400	0.400	604	11/25/2024
3135GAA76	12343	Federal National Mtg Assn		12/09/2020	20,000,000.00	18,506,200.00	20,000,000.00	0.540	0.540	800	06/09/2025
3135GABT7	12355	Federal National Mtg Assn		12/16/2020	20,000,000.00	18,478,800.00	20,000,000.00	0.500	0.500	807	06/16/2025
3135GATL9	12356	Federal National Mtg Assn		12/16/2020	20,000,000.00	18,478,800.00	20,000,000.00	0.500	0.500	807	06/16/2025
3135G06V0	12849	Federal National Mtg Assn		11/16/2022	20,000,000.00	19,780,600.00	19,672,460.00	4.125	4.758	880	08/28/2025
3135GACY5	12856	Federal National Mtg Assn		11/25/2022	10,000,000.00	9,988,200.00	10,000,000.00	5.600	5.600	969	11/25/2025
3135GAD65	12858	Federal National Mtg Assn		11/28/2022	20,000,000.00	19,938,800.00	20,000,000.00	5.200	5.200	970	11/26/2025
3135GADS7	12911	Federal National Mtg Assn		12/23/2022	20,000,000.00	19,921,600.00	20,000,000.00	5.000	5.000	814	06/23/2025
3135G06Y4	12946	Federal National Mtg Assn		02/17/2023	10,000,000.00	9,952,800.00	10,000,000.00	5.200	5.272	1,053	02/17/2026
Subtotal and Average			2,861,704,235.11		2,900,965,000.00	2,784,581,038.30	2,898,401,815.76		2.501	787	
Asset Backed Securities											
14315XAC2	11977	CarMax Auto Owner Trust		01/22/2020	651,931.26	651,803.35	651,803.35	1.300	1.291	625	12/16/2024
14043MAC5	12019	Capital One Prime Auto Rec		02/19/2020	903,963.37	898,530.55	903,771.19	1.600	1.615	594	11/15/2024
14043MAC5	12043	Capital One Prime Auto Rec		03/18/2020	1,054,623.92	1,048,285.63	1,036,991.93	1.600	2.360	594	11/15/2024
36258NAC6	11972	GM Financial		01/15/2020	157,061.90	156,598.57	157,024.91	1.840	1.858	534	09/16/2024
43813VAC2	11923	Hyundai Auto Rec Trust		11/26/2019	118,352.27	118,158.17	118,331.18	1.830	1.846	292	01/18/2024
43813RAC1	12024	Hyundai Auto Rec Trust		02/26/2020	1,180,809.80	1,174,941.18	1,180,578.36	1.610	1.625	387	04/22/2024
Subtotal and Average			4,896,044.40		4,066,742.47	4,048,317.40	4,048,500.87		1.773	527	

**Alameda County Investment Pool
Portfolio Management
Portfolio Details - Investments
March 31, 2023**

CUSIP	Investment #	Issuer	Average Balance	Purchase Date	Par Value	Market Value	Book Value	Stated Rate	YTM 365	Days to Maturity	Maturity Date
Municipal Bonds											
072024WP3	12038	Bay Area Ca Tran		03/17/2020	10,000,000.00	9,764,300.00	10,264,600.00	2.254	1.570	366	04/01/2024
072024WP3	12039	Bay Area Ca Tran		03/17/2020	10,000,000.00	9,764,300.00	10,264,600.00	2.254	1.575	366	04/01/2024
13063DRJ9	11878	St. of California		10/24/2019	5,000,000.00	4,936,350.00	5,100,050.00	2.400	1.870	183	10/01/2023
13032UB98	12692	California Health Facility		04/07/2022	1,000,000.00	974,690.00	1,000,000.00	2.670	2.671	427	06/01/2024
13032UC22	12693	California Health Facility		04/07/2022	2,715,000.00	2,615,223.75	2,715,000.00	2.991	2.992	792	06/01/2025
13032UC30	12694	California Health Facility		04/07/2022	2,500,000.00	2,382,475.00	2,500,000.00	3.044	3.045	1,157	06/01/2026
91412HGE7	12262	UNIVHGR		10/19/2020	9,580,000.00	8,927,697.80	9,661,525.80	0.883	0.721	775	05/15/2025
Subtotal and Average			41,505,775.80		40,795,000.00	39,365,036.55	41,505,775.80		1.619	516	
Total and Average			9,044,692,614.36		9,207,599,742.47	8,956,216,612.88	9,170,771,223.55		2.841	461	

**Alameda County Investment Pool
Transaction Activity Report
March 1, 2023 - March 31, 2023
Sorted by Fund - Transaction Type
All Funds**

Investment #	Fund	CUSIP	Inv Descrip	TransactionType	TransactionDate	MaturityDate	Issuer	New Principal	Principal Paydowns	Interest	Total Cash
12950	100	194162AR4	COLGATE	Purchase	03/01/2023	03/01/2028	Colgate Palmolive	4,994,900.00			-4,994,900.00
12951	100	194162AQ6	COLGATE	Purchase	03/01/2023	03/02/2026	Colgate Palmolive	4,994,200.00			-4,994,200.00
12953	100	3130AV7L0	FEDERAL HOME	Purchase	03/03/2023	02/28/2025	Federal Home Loan	18,974,920.00			-18,974,920.00
12954	100	3130AV7L0	FEDERAL HOME	Purchase	03/03/2023	02/28/2025	Federal Home Loan	24,967,000.00			-24,967,000.00
12955	100	63873QD76	NATXNY 5.39% MAT	Purchase	03/06/2023	10/25/2023	Natixis North Americ	50,000,000.00			-50,000,000.00
12956	100	89115BXB1	TD 5.31% MAT	Purchase	03/06/2023	09/13/2023	Toronto Dominion	50,000,000.00			-50,000,000.00
12957	100	3130AV5F5	FEDERAL HOME	Purchase	03/07/2023	06/07/2024	Federal Home Loan	10,000,000.00			-10,000,000.00
12958	100	3130AVBR2	FEDERAL HOME	Purchase	03/08/2023	04/01/2024	Federal Home Loan	20,375,000.00			-20,375,000.00
12959	100	3130AVA36	FEDERAL HOME	Purchase	03/08/2023	04/01/2024	Federal Home Loan	15,000,000.00			-15,000,000.00
12960	100	57636QAW4	MASTERCARD	Purchase	03/09/2023	03/09/2028	Mastercard Inc.	9,990,300.00			-9,990,300.00
12961	100	3133EPCX1	FFCB 4.375% MAT	Purchase	03/10/2023	03/10/2028	Federal Farm Credit	9,991,900.00			-9,991,900.00
12962	100	313384HT9	FEDL HOME LOAN	Purchase	03/13/2023	07/05/2023	Federal Home Loan	49,230,500.00			-49,230,500.00
12963	100	313384GP8	FHLBDN DISC NOTE	Purchase	03/13/2023	06/07/2023	Federal Home Loan	49,422,486.11			-49,422,486.11
12964	100	SYS12964	SELFHP 0.4% MAT	Purchase	03/13/2023	03/14/2024	Self-Help Federal Cr	230,000.00			-230,000.00
12967	100	313384HK8	FHLBDN DISC NOTE	Purchase	03/14/2023	06/27/2023	Federal Home Loan	49,281,770.83			-49,281,770.83
12968	100	313384GN3	FHLBDN DISC NOTE	Purchase	03/16/2023	06/06/2023	Federal Home Loan	49,449,916.67			-49,449,916.67
12969	100	313384GN3	FHLBDN DISC NOTE	Purchase	03/16/2023	06/06/2023	Federal Home Loan	49,449,916.67			-49,449,916.67
12970	100	313384GH6	FHLBDN DISC NOTE	Purchase	03/16/2023	06/01/2023	Federal Home Loan	49,484,527.78			-49,484,527.78
12971	100	313384FB0	FHLBDN DISC NOTE	Purchase	03/16/2023	05/02/2023	Federal Home Loan	49,691,236.11			-49,691,236.11
12973	100	3134GYLU4	FEDERAL HOME LN	Purchase	03/17/2023	06/17/2027	Federal Home Loan	25,000,000.00			-25,000,000.00
12974	100	313384LA5	FHLBDN DISC NOTE	Purchase	03/22/2023	08/29/2023	Federal Home Loan	48,928,888.89			-48,928,888.89
12975	100	3130AVDV1	FEDERAL HOME	Purchase	03/27/2023	03/27/2026	Federal Home Loan	20,000,000.00			-20,000,000.00
12976	100	313384GH6	FHLBDN DISC NOTE	Purchase	03/27/2023	06/01/2023	Federal Home Loan	49,570,083.33			-49,570,083.33
12977	100	313384JX8	FHLBDN DISC NOTE	Purchase	03/27/2023	08/02/2023	Federal Home Loan	49,155,555.56			-49,155,555.56
12978	100	3130AVD58	FEDERAL HOME	Purchase	03/28/2023	03/28/2024	Federal Home Loan	20,000,000.00			-20,000,000.00
12980	100	313396GH0	FMCDN DISC NOTE	Purchase	03/28/2023	06/01/2023	Freddie Mac Discount	49,573,889.00			-49,573,889.00
12981	100	69371RS49	PACCAR FINANCIAL	Purchase	03/30/2023	03/30/2026	PACCAR Financial	16,988,610.00			-16,988,610.00
12417	100	46647PBZ8	JPM 0.697% MAT	Redemption	03/16/2023	03/16/2024	J.P. Morgan		10,000,000.00		10,000,000.00
12895	100	SYS12895	CTRLIQ 3.8%	Redemption	03/24/2023		CalTRUST - Liquidity		50,000,000.00		50,000,000.00
12895	100	SYS12895	CTRLIQ 3.8%	Redemption	03/27/2023		CalTRUST - Liquidity		50,000,000.00		50,000,000.00
12026	100	89788JAB5	TRUIST BK GLOBAL	Redemption	03/09/2023	03/09/2023	Truist Bank		10,000,000.00		10,000,000.00
12083	100	89236TGW9	TOYOTA MOTOR	Redemption	03/30/2023	03/30/2023	Toyota Motor Credit		5,000,000.00		5,000,000.00
12410	100	14913R2J5	CATERPILLAR FINL	Redemption	03/01/2023	03/01/2023	Caterpillar Inc.		10,000,000.00		10,000,000.00
12659	100	3130ARB42	FEDERAL HOME	Redemption	03/14/2023	03/14/2023	Federal Home Loan		15,000,000.00		15,000,000.00
12660	100	SYS12660	SELFHP 1.0% MAT	Redemption	03/13/2023	03/13/2023	Self-Help Federal Cr		230,000.00		230,000.00

**Alameda County Investment Pool
Transaction Activity Report
Sorted by Fund - Transaction Type**

Investment #	Fund	CUSIP	Inv Descrip	TransactionType	TransactionDate	MaturityDate	Issuer	New Principal	Principal Paydowns	Interest	Total Cash
12673	100	3130ARG70	FEDERAL HOME	Redemption	03/30/2023	03/30/2023	Federal Home Loan		15,000,000.00		15,000,000.00
12796	100	46640QQ12	JPSSC 3.6% MAT	Redemption	03/01/2023	03/01/2023	JP Morgan Sec		50,000,000.00		50,000,000.00
12839	100	63873QXP4	NATXNY 4.81% MAT	Redemption	03/01/2023	03/01/2023	Natixis North Americ		50,000,000.00		50,000,000.00
12860	100	313384CT4	FHLBDN DISC NOTE	Redemption	03/07/2023	03/07/2023	Federal Home Loan		50,000,000.00		50,000,000.00
12862	100	313384DB2	FHLBDN DISC NOTE	Redemption	03/15/2023	03/15/2023	Federal Home Loan		50,000,000.00		50,000,000.00
12878	100	313384DD8		Redemption	03/17/2023	03/17/2023	Federal Home Loan		50,000,000.00		50,000,000.00
12882	100	313384DC0		Redemption	03/16/2023	03/16/2023	Federal Home Loan		50,000,000.00		50,000,000.00
12886	100	313384DC0		Redemption	03/16/2023	03/16/2023	Federal Home Loan		50,000,000.00		50,000,000.00
12893	100	313384CP2		Redemption	03/03/2023	03/03/2023	Federal Home Loan		50,000,000.00		50,000,000.00
11905	100	89233MAD5	TAOT 1.92% MAT	Redemption	03/15/2023	01/16/2024	Toyota Auto Rec		62,171.90		62,171.90
11977	100	14315XAC2	CARMX 1.3% MAT	Redemption	03/15/2023	12/16/2024	CarMax Auto Owner		103,891.59		103,891.59
11988	100	41284UAD6	HDMOT 1.87% MAT	Redemption	03/15/2023	10/15/2024	Harley Davidson Moto		50,790.14		50,790.14
12019	100	14043MAC5	COPAR 1.6% MAT	Redemption	03/15/2023	11/15/2024	Capital One Prime Au		201,872.04		201,872.04
12043	100	14043MAC5	COPAR 1.6% MAT	Redemption	03/15/2023	11/15/2024	Capital One Prime Au		235,517.38		235,517.38
11972	100	36258NAC6	GMCAR 1.84% MAT	Redemption	03/16/2023	09/16/2024	GM Financial		70,782.55		70,782.55
11760	100	14042WAC4	COPAR 2.51% MAT	Redemption	03/17/2023	11/15/2023	Capital One Prime Au				0.00
11923	100	43813VAC2	HART 1.83% MAT	Redemption	03/20/2023	01/18/2024	Hyundai Auto Rec Tru		449,873.60		449,873.60
12024	100	43813RAC1	HART 1.61% MAT	Redemption	03/21/2023	04/22/2024	Hyundai Auto Rec Tru		378,229.80		378,229.80
11568	100	3135G0U43	FEDERAL NATL MTG	Interest	03/13/2023	09/12/2023	Federal National Mtg			287,500.00	287,500.00
11755	100	31422BFL9	FAMCA 2.4% MAT	Interest	03/01/2023	03/01/2024	Farmer Mac			300,000.00	300,000.00
11851	100	037833DM9	APPLE INC, SR NT	Interest	03/13/2023	09/11/2024	Apple Inc.			27,000.00	27,000.00
11943	100	037833DM9	APPLE INC, SR NT	Interest	03/13/2023	09/11/2024	Apple Inc.			81,000.00	81,000.00
11956	100	31422BQW3	FAMCA 1.74% MAT	Interest	04/03/2023	10/02/2023	Farmer Mac			348,000.00	348,000.00
12026	100	89788JAB5	TRUIST BK GLOBAL	Interest	03/09/2023	03/09/2023	Truist Bank			62,500.00	62,500.00
12038	100	072024WP3	BAYTRN 2.254%	Interest	04/03/2023	04/01/2024	Bay Area Ca Tran			112,700.00	112,700.00
12045	100	713448EQ7	PEPSICO INC, SR NT	Interest	03/20/2023	03/19/2025	Pepsi Inc.			28,125.00	28,125.00
12047	100	713448EQ7	PEPSICO INC, SR NT	Interest	03/20/2023	03/19/2025	Pepsi Inc.			56,250.00	56,250.00
12051	100	713448EQ7	PEPSICO INC, SR NT	Interest	03/20/2023	03/19/2025	Pepsi Inc.			56,250.00	56,250.00
12066	100	254687FN1	DISNEY 3.35% MAT	Interest	03/24/2023	03/24/2025	Disney			83,750.00	83,750.00
12069	100	458140BP4	INTC 3.4% MAT	Interest	03/27/2023	03/25/2025	Intel Corp			170,000.00	170,000.00
12074	100	654106AH6	NIKE 2.4% MAT	Interest	03/27/2023	03/27/2025	Nike Inc.			36,000.00	36,000.00
12083	100	89236TGW9	TOYOTA MOTOR	Interest	03/30/2023	03/30/2023	Toyota Motor Credit			72,500.00	72,500.00
12179	100	31422BG53	FHLMC 0.35% MAT	Interest	03/29/2023	09/29/2023	Federal Home Loan			26,250.00	26,250.00
12219	100	3134GWN44	FEDERAL HOME LN	Interest	03/13/2023	09/11/2024	Federal Home Loan			33,750.00	33,750.00
12220	100	3130AK5E2	FEDERAL HOME	Interest	03/06/2023	09/04/2025	Federal Home Loan			3,750.00	3,750.00
12222	100	14913R2F3	CAT 0.45% MAT	Interest	03/14/2023	09/14/2023	Caterpillar Inc.			22,500.00	22,500.00
12226	100	46647PBS4	JPM 0.653% MAT	Interest	03/16/2023	09/16/2024	J.P. Morgan			13,060.00	13,060.00
12241	100	06051GJG5	BAC 0.981% MAT	Interest	03/27/2023	09/25/2025	Bank of America Corp			39,240.00	39,240.00
12242	100	06051GJG5	BAC 0.981% MAT	Interest	03/27/2023	09/25/2025	Bank of America Corp			14,715.00	14,715.00
12246	100	3134GWUY0	FEDERAL HOME LN	Interest	03/30/2023	12/30/2024	Federal Home Loan			30,000.00	30,000.00
12247	100	3134GWVJ2	FEDERAL HOME LN	Interest	03/30/2023	09/30/2024	Federal Home Loan			30,000.00	30,000.00

**Alameda County Investment Pool
Transaction Activity Report
Sorted by Fund - Transaction Type**

Investment #	Fund	CUSIP	Inv Descrip	TransactionType	TransactionDate	MaturityDate	Issuer	New Principal	Principal Paydowns	Interest	Total Cash
12248	100	3134GWWX0	FEDERAL HOME LN	Interest	03/30/2023	09/30/2024	Federal Home Loan			30,000.00	30,000.00
12249	100	3134GWWJ2	FEDERAL HOME LN	Interest	03/30/2023	09/30/2024	Federal Home Loan			20,000.00	20,000.00
12250	100	3134GWXG6	FHLMC 0.43% MAT	Interest	03/30/2023	12/30/2024	Federal Home Loan			21,500.00	21,500.00
12251	100	3134GWUY0	FEDERAL HOME LN	Interest	03/30/2023	12/30/2024	Federal Home Loan			20,000.00	20,000.00
12405	100	3137EAEX3	FEDERAL HOME LN	Interest	03/23/2023	09/23/2025	Federal Home Loan			28,125.00	28,125.00
12410	100	14913R2J5	CATERPILLAR FINL	Interest	03/01/2023	03/01/2023	Caterpillar Inc.			12,500.00	12,500.00
12412	100	45818WDA1	IADB 0.8% MAT	Interest	03/06/2023	03/04/2026	InterAmerican Develo			72,000.00	72,000.00
12413	100	3130ALJ70	FEDERAL HOME	Interest	03/13/2023	03/12/2024	Federal Home Loan			20,000.00	20,000.00
12417	100	46647PBZ8	JPM 0.697% MAT	Interest	03/16/2023	03/16/2024	J.P. Morgan			34,850.00	34,850.00
12419	100	3130ALGJ7	FEDERAL HOME	Interest	03/23/2023	03/23/2026	Federal Home Loan			100,000.00	100,000.00
12420	100	3130ALGJ7	FEDERAL HOME	Interest	03/23/2023	03/23/2026	Federal Home Loan			46,250.00	46,250.00
12506	100	89236TJN6	TOYOTA MTR CR	Interest	03/13/2023	09/13/2024	Toyota Motor Credit			15,625.00	15,625.00
12507	100	882508BK9	TXN 1.125% MAT	Interest	03/15/2023	09/15/2026	Texas Instrument			16,875.00	16,875.00
12508	100	06368FAA7	BANK OF	Interest	03/15/2023	09/15/2023	Bank of Montreal			10,000.00	10,000.00
12509	100	06368FAC3	BANK OF	Interest	03/15/2023	09/15/2026	Bank of Montreal			37,500.00	37,500.00
12512	100	931142ER0	WMT 1.05% MAT	Interest	03/17/2023	09/17/2026	Walmart			15,750.00	15,750.00
12516	100	3130ANU32	FEDERAL HOME	Interest	03/22/2023	09/22/2026	Federal Home Loan			50,000.00	50,000.00
12517	100	06048WP46	BK OF AMERICA	Interest	03/27/2023	03/27/2025	Bank of America Corp			18,750.00	18,750.00
12519	100	91282CDA6	UNITED STATES	Interest	03/31/2023	09/30/2023	U.S. Treasury			62,500.00	62,500.00
12520	100	91282CCZ2	UNITED STATES	Interest	03/31/2023	09/30/2026	U.S. Treasury			218,750.00	218,750.00
12521	100	3130APDL6	FEDERAL HOME	Interest	03/30/2023	06/30/2025	Federal Home Loan			60,000.00	60,000.00
12530	100	06048WN63	BK OF AMERICA	Interest	03/10/2023	09/10/2026	Bank of America Corp			28,163.50	28,163.50
12611	100	3130AQA29	FEDERAL HOME	Interest	03/28/2023	03/28/2025	Federal Home Loan			92,250.00	92,250.00
12618	100	3130AQFW8	FEDERAL HOME	Interest	03/30/2023	09/30/2024	Federal Home Loan			125,000.00	125,000.00
12635	100	89788JAA79	TRUIST 1.5% MAT	Interest	03/10/2023	03/10/2025	Truist Bank			75,000.00	75,000.00
12655	100	808513BY0	SCHW 2.45% MAT	Interest	03/03/2023	03/03/2027	Charles Schwab			12,250.00	12,250.00
12657	100	06368FAG4	BANK OF	Interest	03/08/2023	03/08/2024	Bank of Montreal			161,250.00	161,250.00
12659	100	3130ARB42	FEDERAL HOME	Interest	03/14/2023	03/14/2023	Federal Home Loan			93,750.00	93,750.00
12660	100	SYS12660	SELFHP 1.% MAT	Interest	03/13/2023	03/13/2023	Self-Help Federal Cr			166.11	166.11
12667	100	3130ARGC9	FEDERAL HOME	Interest	03/27/2023	03/25/2027	Federal Home Loan			127,500.00	127,500.00
12668	100	3130ARBC4	FEDERAL HOME	Interest	03/28/2023	03/28/2024	Federal Home Loan			50,000.00	50,000.00
12669	100	45906M3C3	IBRD 2.25% MAT	Interest	03/28/2023	03/28/2024	International Bank R			84,375.00	84,375.00
12670	100	3130ARAE1	FEDERAL HOME	Interest	03/27/2023	06/25/2025	Federal Home Loan			262,500.00	262,500.00
12673	100	3130ARG70	FEDERAL HOME	Interest	03/30/2023	03/30/2023	Federal Home Loan			150,750.00	150,750.00
12674	100	3130ARC41	FEDERAL HOME	Interest	03/27/2023	03/25/2025	Federal Home Loan			174,000.00	174,000.00
12675	100	3130ARFG1	FEDERAL HOME	Interest	03/27/2023	03/25/2027	Federal Home Loan			120,000.00	120,000.00
12691	100	3130ARDV0	FEDERAL HOME	Interest	03/27/2023	03/25/2027	Federal Home Loan			150,000.00	150,000.00
12742	100	SYS12742	UB-LOC 0.5% MAT	Interest	03/10/2023	05/10/2023	Union Bank - LOC			1,944.44	1,944.44
12761	100	3130AS5R6	FEDERAL HOME	Interest	03/14/2023	07/14/2023	Federal Home Loan			325,000.00	325,000.00
12767	100	SYS12767	EWEST 3.% MAT	Interest	03/07/2023	06/30/2023	East West Bank			64,583.33	64,583.33
12786	100	3134GXR63	FEDERAL HOME LN	Interest	03/27/2023	08/28/2025	Federal Home Loan			-2,250.00	-2,250.00

**Alameda County Investment Pool
Transaction Activity Report
Sorted by Fund - Transaction Type**

Investment #	Fund	CUSIP	Inv Descrip	TransactionType	TransactionDate	MaturityDate	Issuer	New Principal	Principal Paydowns	Interest	Total Cash
12796	100	46640QQ12	JPMSSC 3.6% MAT	Interest	03/01/2023	03/01/2023	JP Morgan Sec				0.00
12797	100	SYS12797	BANKSF 3.03% MAT	Interest	03/04/2023	08/04/2023	Bank of San Francisc			11,783.33	11,783.33
12800	100	931142EW9	WALMART INC, SR	Interest	03/09/2023	09/09/2025	Walmart			136,500.00	136,500.00
12804	100	3134GXY65	FEDERAL HOME LN	Interest	03/16/2023	03/16/2026	Federal Home Loan			318,750.00	318,750.00
12814	100	3130ATDV6	FEDERAL HOME	Interest	03/30/2023	09/30/2027	Federal Home Loan			250,000.00	250,000.00
12815	100	45906M3K5	IBRD 4.5% MAT	Interest	03/30/2023	09/30/2027	International Bank R			337,500.00	337,500.00
12817	100	SYS12817	CBB 4.4% MAT	Interest	03/08/2023	09/08/2023	Community Bank of th			100,000.00	100,000.00
12818	100	SYS12818	BRIDGE 4.4% MAT	Interest	03/03/2023	10/03/2023	Bridge Bank			76,740.24	76,740.24
12821	100	SYS12821	SIGNA 3.85% MAT	Interest	03/06/2023	04/06/2023	Signature Bank			59,152.69	59,152.69
12839	100	63873QXP4	NATXNY 4.81% MAT	Interest	03/01/2023	03/01/2023	Natixis North Americ			794,986.10	794,986.10
12898	100	3134GY6B3	FEDERAL HOME LN	Interest	03/14/2023	09/14/2026	Federal Home Loan			318,750.00	318,750.00
12918	100	3134GXR63	FEDERAL HOME LN	Interest	03/27/2023	08/28/2025	Federal Home Loan			-1,125.00	-1,125.00
12919	100	SYS12919	EWEST 2.9% MAT	Interest	03/07/2023	07/24/2023	East West Bank			45,111.11	45,111.11
12935	100	037833DB3	APPLE INC, SR GLBL	Interest	03/13/2023	09/12/2027	Apple Inc.			313,867.00	313,867.00
12943	100	SYS12943	EWEST 4.8% MAT	Interest	03/07/2023	07/17/2023	East West Bank			113,205.50	113,205.50
12946	100	3135G06Y4	FNMA 5.2% MAT	Interest	03/17/2023	02/17/2026	Federal National Mtg			41,888.89	41,888.89
12949	100	3130ATVD6	FEDERAL HOME	Interest	03/13/2023	09/13/2024	Federal Home Loan			85,312.50	85,312.50
11905	100	89233MAD5	TAOT 1.92% MAT	Interest	03/15/2023	01/16/2024	Toyota Auto Rec			99.48	99.48
11977	100	14315XAC2	CARMX 1.3% MAT	Interest	03/15/2023	12/16/2024	CarMax Auto Owner			1,190.42	1,190.42
11988	100	41284UAD6	HDMOT 1.87% MAT	Interest	03/15/2023	10/15/2024	Harley Davidson Moto			79.15	79.15
12019	100	14043MAC5	COPAR 1.6% MAT	Interest	03/15/2023	11/15/2024	Capital One Prime Au			1,474.45	1,474.45
12043	100	14043MAC5	COPAR 1.6% MAT	Interest	03/15/2023	11/15/2024	Capital One Prime Au			1,720.19	1,720.19
11972	100	36258NAC6	GM CAR 1.84% MAT	Interest	03/16/2023	09/16/2024	GM Financial			349.36	349.36
11760	100	14042WAC4	COPAR 2.51% MAT	Interest	03/17/2023	11/15/2023	Capital One Prime Au				0.00
11923	100	43813VAC2	HART 1.83% MAT	Interest	03/20/2023	01/18/2024	Hyundai Auto Rec Tru			866.54	866.54
12024	100	43813RAC1	HART 1.61% MAT	Interest	03/21/2023	04/22/2024	Hyundai Auto Rec Tru			2,091.72	2,091.72
12895	100	SYS12895	CTRLIQ 3.8%	Interest	03/27/2023		CalTRUST - Liquidity			1,290,863.74	1,290,863.74
12935	100	037833DB3	APPLE INC, SR GLBL	Accr Int	03/13/2023	09/12/2027	Apple Inc.		252,837.31	-252,837.31	0.00
12949	100	3130ATVD6	FEDERAL HOME	Accr Int	03/13/2023	09/13/2024	Federal Home Loan		75,156.25	-75,156.25	0.00
Totals for General Fund								844,745,600.95	567,111,122.56	8,915,211.23	-268,719,267.16
Grand Total								844,745,600.95	567,111,122.56	8,915,211.23	-268,719,267.16