



T R E A S U R E R - T A X C O L L E C T O R

HENRY C. LEVY  
TREASURER - TAX COLLECTOR

March 29, 2023

Board of Supervisors  
County of Alameda  
1221 Oak Street, 5<sup>th</sup> Floor  
Oakland, CA 94612

Dear Board Members:

**RE: Investment Report – February 2023**

In accordance with the Treasurer’s investment policy, submitted herewith is a report of the cash pool investments for the month of February 2023. Enclosed with this report is a detailed composition of all outstanding investments by securities category as of February 28, 2023. This report reflects the market value and cost of purchase. All investments in the Treasurer’s investment portfolio conform to the statutory requirements of Government Code Section 53601 et. seq., authorities delegated by the County Board of Supervisors and the Treasurer’s investment policy.

As of February 28, 2023

Treasurer’s Investment Pool – Book Value	\$ 9,118,538,936
Treasurer’s Investment Pool – Market Value	8,833,312,156
Total Cash in Bank	29,616,323
Total interest received during the month	16,193,569
Average Maturity of the portfolio	463 days
Annualized cash basis rate of return for the month	2.36%

Liquidity Summary of the Portfolio as of February 28, 2023

Maturity	Amount	Percentage Held
1 to 90 days	\$ 2,025,138,156	22.21%
91 to 365 days	2,708,165,696	29.70%
2 years	2,044,888,294	22.43%
3 years	1,612,541,646	17.68%
4 years	530,010,369	5.81%
5 years	197,794,774	2.17%
<b>Total</b>	<b>\$9,118,538,936</b>	<b>100.00%</b>

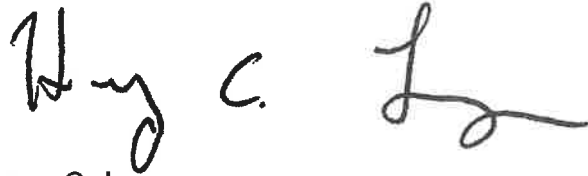
Conclusion

Based on investment activity during the month of February 2023, the Treasurer expects to meet all operating cash needs for the pool participants within the next six months from the portfolio's most liquid assets and current revenues. For your review, a copy of the Investment Status Report and transaction details for the month of February 2023 is attached and on file with the Office of the Clerk of the Board of Supervisors.

Vision 2026 Goal

The Investment Report meets the 10x goal of **Accessible Infrastructure** in support of our shared vision of **Prosperous and Vibrant Economy**.

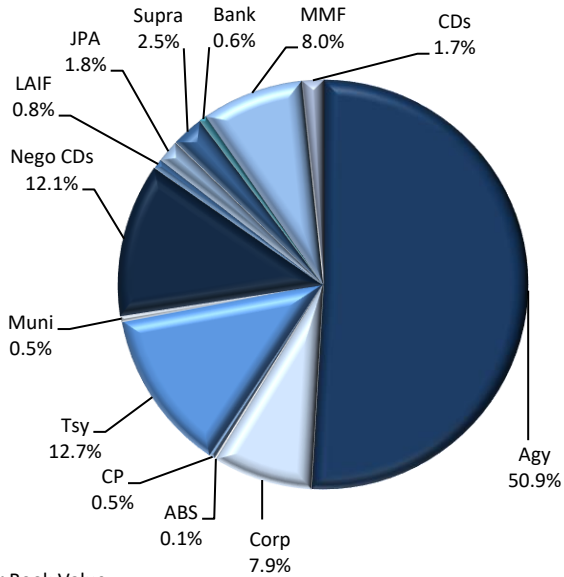
Very truly yours,

A handwritten signature in black ink, appearing to read "Henry C. Levy". The signature is written in a cursive style with a large initial "H" and a long horizontal stroke at the end.

Henry C. Levy  
Treasurer – Tax Collector

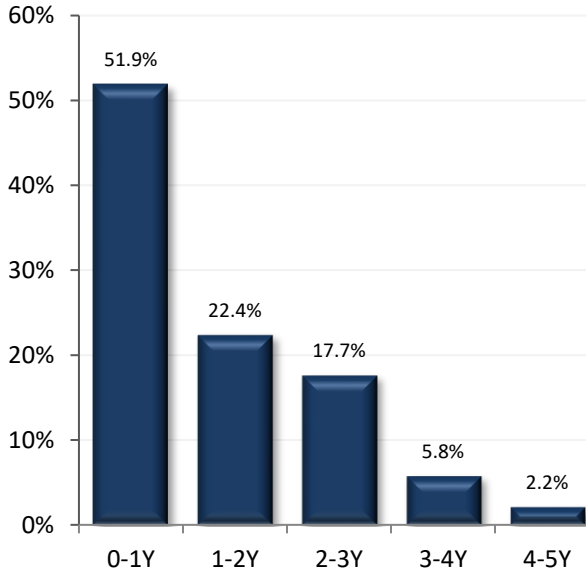
cc: Susan Muranishi, County Administrator  
Melissa Wilk, Auditor-Controller  
School District and Special District Participants  
Members of the Treasury Oversight Committee

**SECTOR ALLOCATION**



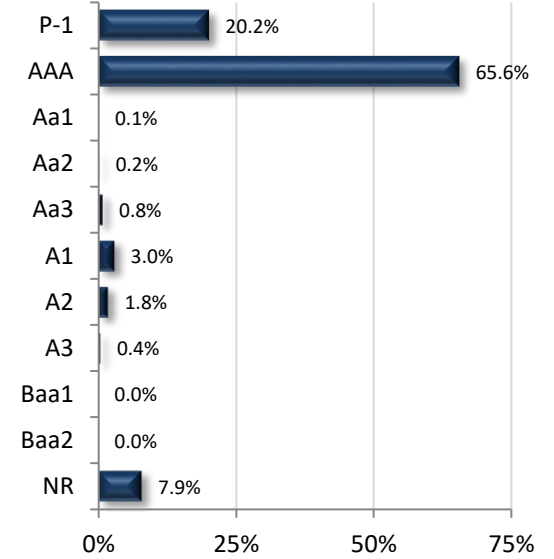
Per Book Value

**MATURITY DISTRIBUTION**



Per Book Value

**CREDIT QUALITY (MOODY'S)**



NR: Not Rated

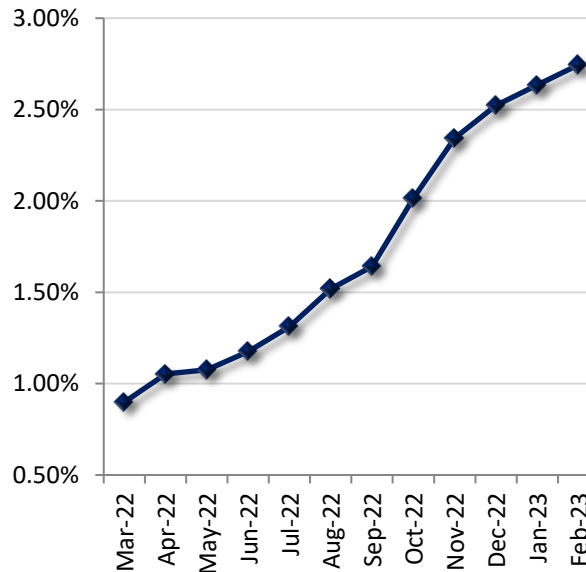
**ACCOUNT SUMMARY**

	2/28/23	1/31/23
<b>Market Value</b>	\$8,833,312,156	\$8,741,626,971
<b>Book Value*</b>	\$9,118,538,936	\$8,984,156,130
<b>Unrealized G/L</b>	-\$285,226,780	-\$242,529,158
<b>Par Value</b>	\$9,152,777,872	\$9,014,647,882
<b>Net Asset Value</b>	\$96.872	\$97.300
<b>Book Yield</b>	2.74%	2.64%
<b>Years to Maturity</b>	1.27	1.31
<b>Effective Duration</b>	1.08	1.07

\*Book Value is not Amortized

\*\*Note: 50mm maturity on 8/31 was credited the following business day and will show on our September 2019 reports.

**PORTFOLIO BOOK YIELD HISTORY**



**TOP ISSUERS**

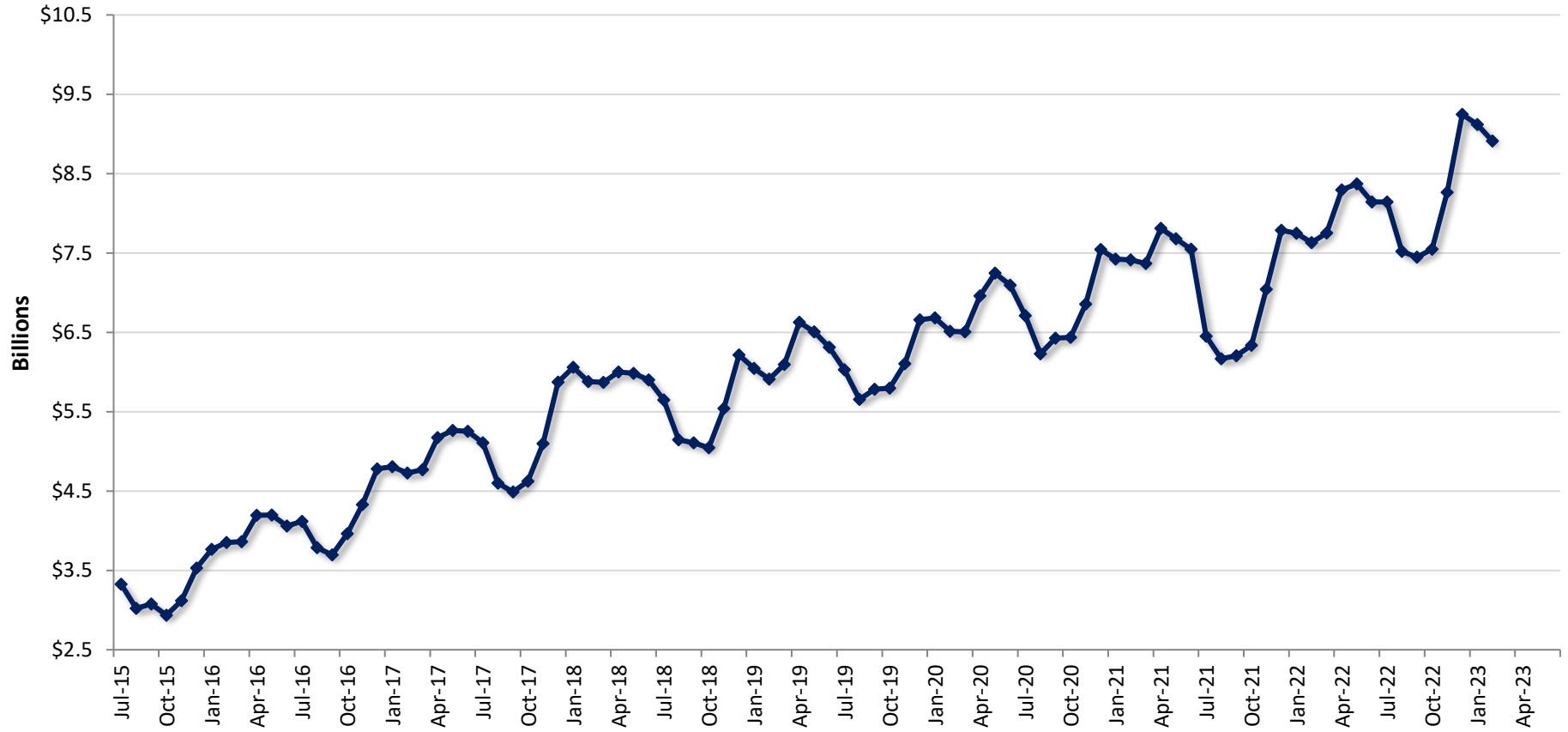
Issuer	% Portfolio
Federal Home Loan Bank	21.3%
U.S. Treasury	11.7%
Federal Home Loan Mtg Corp	9.8%
Federal National Mtg Assn	6.7%
Federal Home Loan Bk Disc Note	5.9%
Toronto Dominion Bank	4.6%
Farmer Mac	4.6%
Natixis North America	3.3%
Federated Fund 117	3.0%
Federal Farm Credit Bank	2.8%
Bank of Montreal	2.8%
Western Asset Govt 4512	2.7%
State Street Institutional US	2.2%
International Bank Recon & D	1.4%
Amazon	1.1%

Per Book Value

Item / Sector	Parameters	In Compliance
Weighted Average Maturity	Maximum WAM of 3.0 years	Yes 1.27 yrs
U.S. Treasury and Federal Agency Obligations	No sector limit; no issuer limit; max maturity 5 years	Yes 63.7%
Debt Issued by State of CA and Local Agencies within the State	20% limit; 5% issuer limit; Minimum rating of A by at least one NRSRO; max maturity 5 years	Yes 0.5%
LAIF	Maximum amount permitted by LAIF (currently \$75 million limit)	Yes \$72 Mil
Joint Powers Authority (CAMP)	Max Limit: Twice the limit of LAIF deposits (currently \$150 million limit)	Yes \$20 Mil
Joint Powers Authority (CalTrust)	Max Limit: Twice the limit of LAIF deposits (currently \$150 million limit)	Yes \$140 Mil
Money Market Mutual Funds	20% limit; 10% per fund limit; SEC registered with stable NAV; Rated AAAM or equivalent by at least two of the three rating agencies or meet advisor requirements	Yes 8.0%
Commercial Paper (Includes Asset Backed)	25% sector limit; 10% combined issuer limit; Max maturity of 270 days; Rated A-1, P-1, or F-1; Total assets over \$500mm; Asset Backed CP Must have program-wide credit enhancements	Yes 0.5%
Negotiable CDs	30% limit; 10% combined issuer limit; Minimum rating of A by rating agency if issued by domestic bank; Minimum rating of AA if a U.S. branch of a foreign bank; Max maturity of 1 year	Yes 12.1%
Collateralized/FDIC - Insured Time Deposits	Time deposits with banks and savings and loans associations located with the State, collateralized according to Government code	Yes 1.7%
Collateralized Money Market Bank Accounts	Deposit funds in interest-bearing active collateralized money market bank accounts	Yes 0.6%
Medium-Term Notes	30% limit; 10% combined issuer limit, Max maturity 5 years; Minimum rating of A or better by two NRSRO's	Yes 7.9%
Asset-Backed Securities	20% limit; 5% issuer limit; Max maturity of 5 years; Minimum rating of AA or better by rating agency	Yes 0.1%
Repurchase Agreement	20% limit; Max maturity of 180 days; Must have 102% collateral; Collateral of agency and treasuries with final maturity not to exceed 5 years	Yes 0.0%
Supranationals	30% limit; 15% issuer limit; Only IBRD, IFC, IADB; Max Maturity 5 years; Minimum rating of AA by a rating agency; max maturity of 5 years	Yes 2.5%
Floaters, Structured Notes, Derivatives	15% limit for treasuries, agencies, and munis	Yes 0.0%

**Historical Book Values  
2/28/2023**

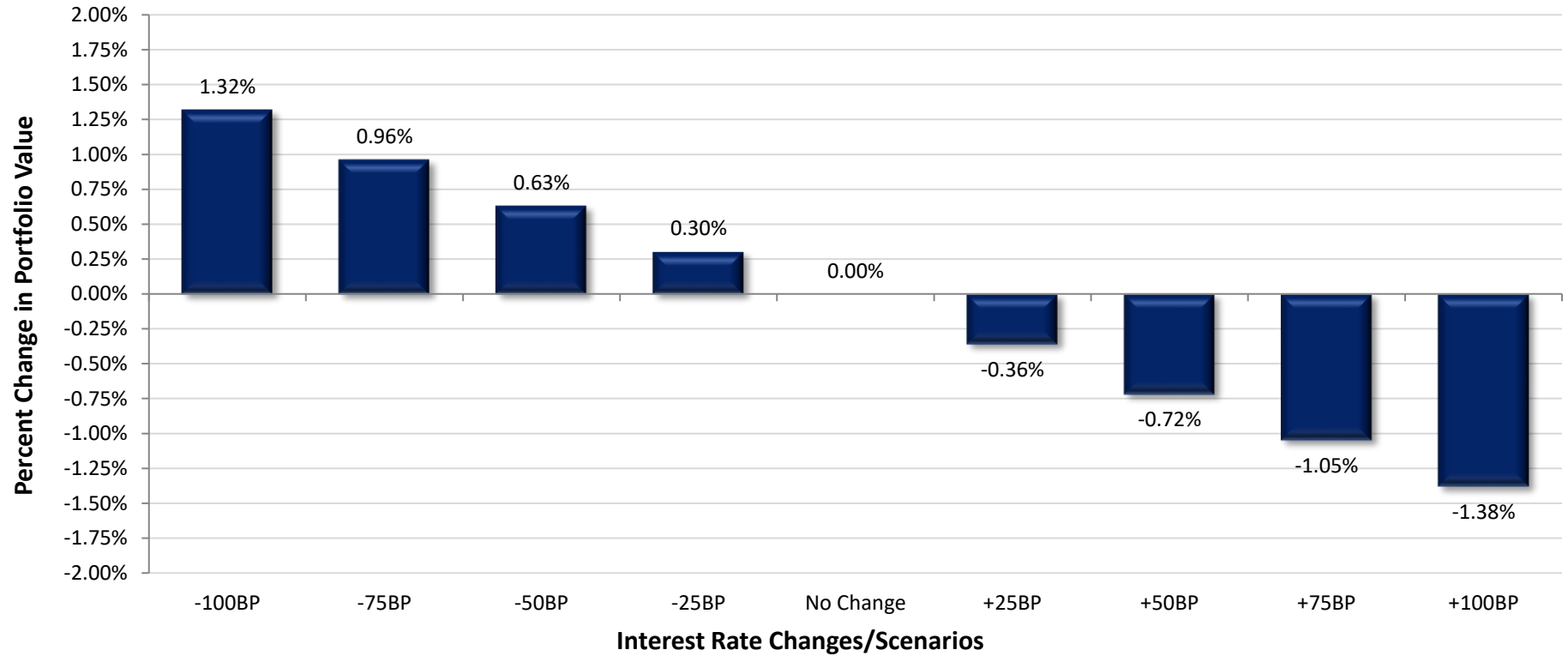
County of Alameda



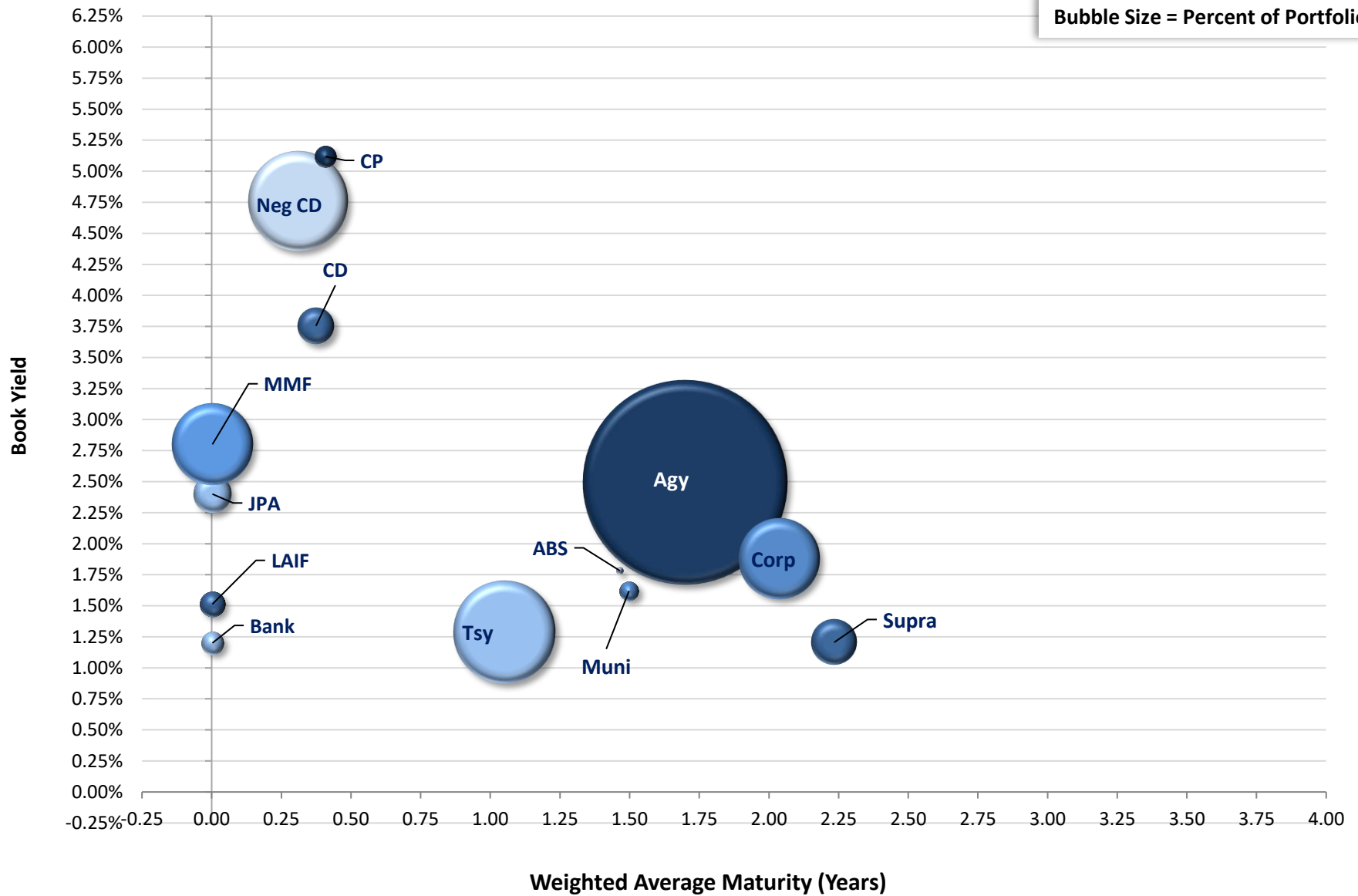
	Jul	Aug	Sep	Oct	Nov	Dec	Jan	Feb	Mar	Apr	May	Jun
<b>Fiscal Year 2016</b>	\$3.325	\$3.023	\$3.078	\$2.936	\$3.117	\$3.530	\$3.747	\$3.852	\$3.862	\$4.195	\$4.199	\$4.060
<b>Fiscal Year 2017</b>	\$4.120	\$3.786	\$3.698	\$3.962	\$4.328	\$4.781	\$4.807	\$4.726	\$4.767	\$5.174	\$5.263	\$5.253
<b>Fiscal Year 2018</b>	\$5.107	\$4.600	\$4.490	\$4.625	\$5.096	\$5.818	\$6.011	\$5.881	\$5.868	\$6.002	\$5.984	\$5.901
<b>Fiscal Year 2019</b>	\$5.648	\$5.146	\$5.108	\$5.047	\$5.540	\$6.217	\$6.047	\$5.912	\$6.093	\$6.626	\$6.507	\$6.311
<b>Fiscal Year 2020</b>	\$6.029	\$5.655	\$5.782	\$5.797	\$6.103	\$6.658	\$6.682	\$6.513	\$6.507	\$6.958	\$7.246	\$7.096
<b>Fiscal Year 2021</b>	\$6.711	\$6.231	\$6.426	\$6.439	\$6.857	\$7.543	\$7.422	\$7.412	\$7.369	\$7.811	\$7.680	\$7.546
<b>Fiscal Year 2022</b>	\$6.449	\$6.168	\$6.204	\$6.335	\$7.041	\$7.786	\$7.749	\$7.630	\$7.753	\$8.296	\$8.370	\$8.141
<b>Fiscal Year 2023</b>	\$8.142	\$7.519	\$7.446	\$7.549	\$8.265	\$9.247	\$9.120	\$8.912				

Figures in Billions, Average Daily Balance

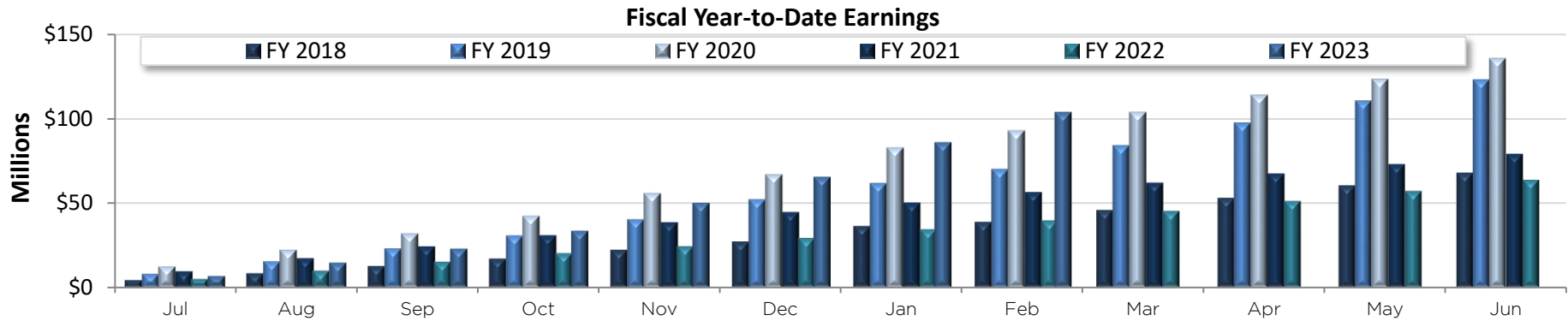
Instantaneous Interest Rate Changes and Approximate Change in Portfolio's Market Value



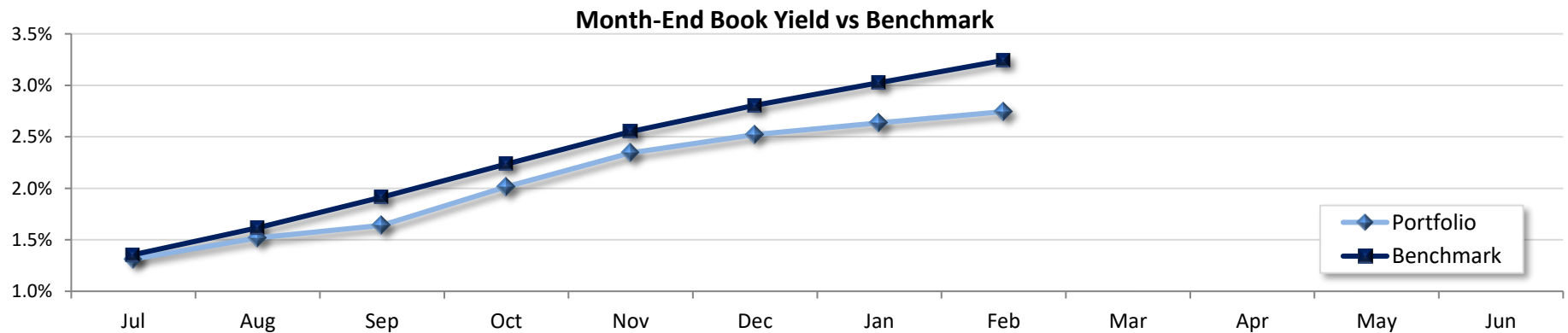
Int. Rate Change	Portfolio Value	Value Change	Percent Change
-100 Basis Points	\$8,949,911,876	\$116,599,720	1.32%
-75 Basis Points	\$8,918,429,952	\$85,117,796	0.96%
-50 Basis Points	\$8,889,280,022	\$55,967,866	0.63%
-25 Basis Points	\$8,860,130,092	\$26,817,936	0.30%
No Change	\$8,833,312,156	\$0	0.00%
+25 Basis Points	\$8,801,618,232	-\$31,693,924	-0.36%
+50 Basis Points	\$8,769,924,308	-\$63,387,848	-0.72%
+75 Basis Points	\$8,740,668,378	-\$92,643,778	-1.05%
+100 Basis Points	\$8,711,412,448	-\$121,899,708	-1.38%



\*Note: Excludes Cash Balance




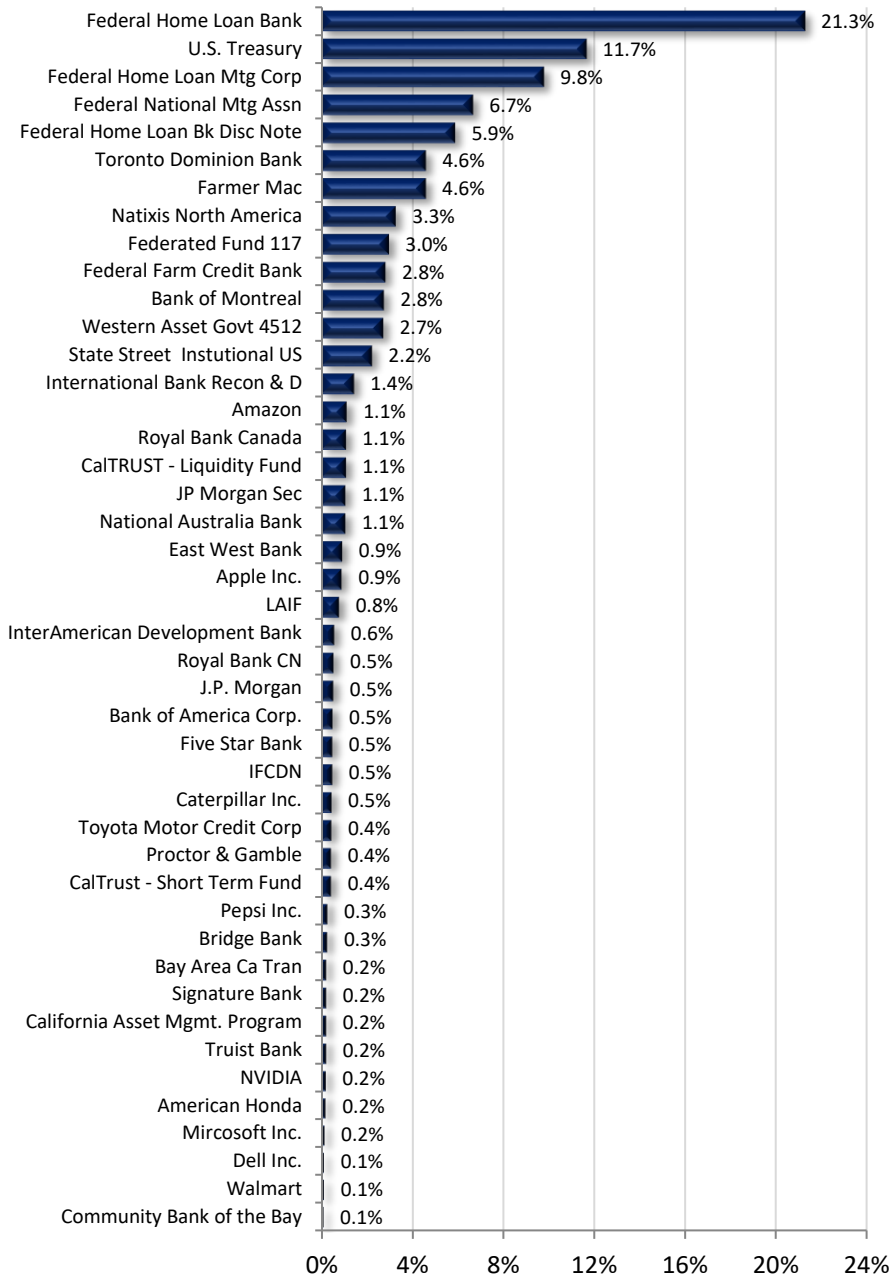
Fiscal YTD (\$Mil)	Jul	Aug	Sep	Oct	Nov	Dec	Jan	Feb	Mar	Apr	May	Jun
FY 2018	\$4.6	\$8.7	\$12.8	\$17.3	\$22.4	\$27.3	\$36.5	\$38.8	\$45.9	\$53.0	\$60.3	\$67.8
FY 2019	\$8.4	\$15.8	\$23.5	\$31.1	\$40.7	\$52.6	\$62.1	\$70.3	\$84.4	\$97.7	\$110.6	\$123.0
FY 2020	\$12.7	\$22.7	\$32.4	\$42.8	\$56.2	\$67.5	\$83.2	\$93.3	\$104.2	\$114.2	\$123.6	\$135.9
FY 2021	\$9.9	\$17.5	\$24.4	\$31.0	\$38.5	\$44.5	\$50.1	\$56.3	\$61.7	\$67.1	\$72.6	\$78.7
FY 2022	\$5.3	\$10.2	\$15.4	\$20.3	\$24.5	\$29.3	\$34.3	\$39.5	\$45.0	\$50.9	\$56.8	\$63.4
FY 2023	\$7.1	\$14.9	\$23.2	\$33.8	\$50.4	\$65.6	\$86.0	\$103.7				



	Jul	Aug	Sep	Oct	Nov	Dec	Jan	Feb	Mar	Apr	May	Jun
Month-End Book Yield	1.31%	1.52%	1.64%	2.01%	2.34%	2.52%	2.64%	2.75%				
Benchmark	1.36%	1.62%	1.91%	2.24%	2.55%	2.81%	3.03%	3.24%				
Variance	-0.04%	-0.10%	-0.27%	-0.22%	-0.21%	-0.28%	-0.39%	-0.50%				

Benchmark: ICE BofAML Indices 30MMA 10% 1-5yr Tsy, 35% 1-5yr Agy, 5% 1-5yr A-AAA Ex Yankee Corp, and 6MMA 10% 0-1yr Tsy, 20% 0-1yr Agy, 20% 0-1yr A-AAA Corp





**Alameda County Investment Pool  
Portfolio Management  
Portfolio Summary  
February 28, 2023**

<b>Investments</b>	<b>Par Value</b>	<b>Market Value</b>	<b>Book Value</b>	<b>% of Portfolio</b>	<b>Days to Maturity</b>	<b>YTM 365 Equiv.</b>
Non-Negotiable CDs	151,230,000.00	151,230,000.00	151,230,000.00	1.66	137	3.755
Local Agency Investment Funds	72,000,000.00	72,000,000.00	72,000,000.00	0.79	1	2.070
Joint Powers Authority	160,000,000.00	160,000,000.00	160,000,000.00	1.75	1	4.376
Money Market Mutual Funds	731,000,000.00	731,000,000.00	731,000,000.00	8.02	1	4.422
Money Market Bank Accounts	57,000,000.00	57,000,000.00	57,000,000.00	0.63	1	2.192
Negotiable CDs	1,100,000,000.00	1,099,232,500.00	1,099,090,000.00	12.05	113	4.760
Corporate Notes	720,993,000.00	679,429,099.43	718,187,108.07	7.88	744	1.878
Washington Supranational Obligation	230,000,000.00	213,006,390.00	229,524,789.00	2.52	816	1.206
Commercial Paper Disc. -Amortizing	50,000,000.00	48,946,500.00	48,709,583.33	0.53	149	5.118
Agency Bullets (Aaa/AA+)	1,288,550,000.00	1,243,177,804.00	1,286,489,391.07	14.11	419	1.837
Federal Agency Disc. -Amortizing	550,000,000.00	542,162,500.00	537,846,041.65	5.90	104	4.732
Treasury Notes and Bonds	1,175,000,000.00	1,126,114,500.00	1,162,331,988.37	12.75	384	1.286
Agency Callables (Aaa/AA+)	2,820,590,000.00	2,665,372,613.55	2,818,026,815.76	30.90	810	2.366
Asset Backed Securities	5,619,871.47	5,591,194.63	5,597,442.47	0.06	535	1.782
Municipal Bonds	40,795,000.00	39,049,054.35	41,505,775.80	0.46	547	1.619
	<b>9,152,777,871.47</b>	<b>8,833,312,155.96</b>	<b>9,118,538,935.52</b>	<b>100.00%</b>	<b>463</b>	<b>2.745</b>
<b>Investments</b>						

<b>Total Earnings</b>	<b>February 28 Month Ending</b>	<b>Fiscal Year To Date</b>
Current Year	18,484,539.31	103,730,404.21
<b>Average Daily Balance</b>	<b>8,911,530,240.49</b>	<b>8,270,732,402.82</b>
<b>Effective Rate of Return</b>	<b>2.70%</b>	<b>1.88%</b>

Henry C. Levy, Treasurer - Tax Collector

Reporting period 02/01/2023-02/28/2023

Run Date: 03/27/2023 - 19:46

Portfolio POOL  
RC  
PM (PRF\_PM1) 7.3.0  
Report Ver. 7.3.6.1

**Alameda County Investment Pool  
Portfolio Management  
Portfolio Details - Investments  
February 28, 2023**

CUSIP	Investment #	Issuer	Average Balance	Purchase Date	Par Value	Market Value	Book Value	Stated Rate	YTM 365	Days to Maturity	Maturity Date
<b>Non-Negotiable CDs</b>											
SYS12797	12797	Bank of San Francisco		08/04/2022	5,000,000.00	5,000,000.00	5,000,000.00	3.030	3.072	156	08/04/2023
SYS12818	12818	Bridge Bank		10/04/2022	25,000,000.00	25,000,000.00	25,000,000.00	4.000	4.056	216	10/03/2023
SYS12817	12817	Community Bank of the Bay		09/08/2022	10,000,000.00	10,000,000.00	10,000,000.00	4.000	4.056	191	09/08/2023
SYS12767	12767	East West Bank		06/30/2022	25,000,000.00	25,000,000.00	25,000,000.00	3.000	3.042	121	06/30/2023
SYS12919	12919	East West Bank		01/23/2023	20,000,000.00	20,000,000.00	20,000,000.00	2.900	2.940	145	07/24/2023
SYS12943	12943	East West Bank		02/15/2023	40,000,000.00	40,000,000.00	40,000,000.00	4.800	4.867	138	07/17/2023
SYS12836	12836	Fremont Bank		10/31/2022	1,000,000.00	1,000,000.00	1,000,000.00	0.150	0.152	61	05/01/2023
SYS12660	12660	Self-Help Federal Credit Union		03/14/2022	230,000.00	230,000.00	230,000.00	1.000	1.014	12	03/13/2023
SYS12821	12821	Signature Bank		10/12/2022	20,000,000.00	20,000,000.00	20,000,000.00	3.850	3.903	36	04/06/2023
SYS12742	12742	Union Bank - LOC		05/10/2022	5,000,000.00	5,000,000.00	5,000,000.00	0.500	0.507	70	05/10/2023
<b>Subtotal and Average</b>			<b>176,230,000.00</b>		<b>151,230,000.00</b>	<b>151,230,000.00</b>	<b>151,230,000.00</b>	<b>3.755</b>	<b>137</b>		
<b>Local Agency Investment Funds</b>											
SYS10285	10285	LAIF		07/01/2018	72,000,000.00	72,000,000.00	72,000,000.00	2.070	2.070	1	
<b>Subtotal and Average</b>			<b>72,000,000.00</b>		<b>72,000,000.00</b>	<b>72,000,000.00</b>	<b>72,000,000.00</b>	<b>2.070</b>	<b>1</b>		
<b>Joint Powers Authority</b>											
SYS10470	10470	California Asset Mgmt. Program		07/01/2018	20,000,000.00	20,000,000.00	20,000,000.00	4.750	4.750	1	
SYS12895	12895	CalTRUST - Liquidity Fund		12/09/2022	100,000,000.00	100,000,000.00	100,000,000.00	4.560	4.560	1	
SYS10472	10472	CalTrust - Short Term Fund		07/01/2018	40,000,000.00	40,000,000.00	40,000,000.00	3.730	3.730	1	
<b>Subtotal and Average</b>			<b>160,000,000.00</b>		<b>160,000,000.00</b>	<b>160,000,000.00</b>	<b>160,000,000.00</b>	<b>4.376</b>	<b>1</b>		
<b>Money Market Mutual Funds</b>											
09250C721	12656	BlackRock - Mischler		03/03/2022	1,000,000.00	1,000,000.00	1,000,000.00	4.250	4.250	1	
608919718	11093	Federated Fund 117		07/01/2018	272,000,000.00	272,000,000.00	272,000,000.00	4.420	4.420	1	
316175504	10274	Fidelity Fund No. 695		07/01/2018	1,000,000.00	1,000,000.00	1,000,000.00	4.460	4.460	1	
316175108	11090	Fidelity Fund 57		07/01/2018	1,000,000.00	1,000,000.00	1,000,000.00	4.460	4.460	1	
61747C707	10280	Morgan Stanley Fund 8302		07/01/2018	1,000,000.00	1,000,000.00	1,000,000.00	4.430	4.430	1	
61747C582	11089	Morgan Stanley Fund 8304		07/01/2018	1,000,000.00	1,000,000.00	1,000,000.00	4.410	4.410	1	
665279840	12588	No. Trust Siebert Williams		12/06/2021	1,000,000.00	1,000,000.00	1,000,000.00	4.330	4.330	1	
SYS12009	12009	State Street Institutional US		02/11/2020	204,000,000.00	204,000,000.00	204,000,000.00	4.390	4.390	1	
52470G791	10318	Western Asset Govt 4512		07/01/2018	249,000,000.00	249,000,000.00	249,000,000.00	4.450	4.450	1	
<b>Subtotal and Average</b>			<b>432,000,000.00</b>		<b>731,000,000.00</b>	<b>731,000,000.00</b>	<b>731,000,000.00</b>	<b>4.422</b>	<b>1</b>		

**Alameda County Investment Pool  
Portfolio Management  
Portfolio Details - Investments  
February 28, 2023**

CUSIP	Investment #	Issuer	Average Balance	Purchase Date	Par Value	Market Value	Book Value	Stated Rate	YTM 365	Days to Maturity	Maturity Date
<b>Money Market Bank Accounts</b>											
SYS12169	12169	Five Star Bank		11/12/2019	45,000,000.00	45,000,000.00	45,000,000.00	2.425	2.425	1	
SYS12601	12601	Bank of the West		12/22/2021	10,000,000.00	10,000,000.00	10,000,000.00	1.570	1.570	1	
SYS10286	10286	California Bank & Trust		07/01/2018	0.00	0.00	0.00	1.090	1.090	1	
SYS10290	10290	Union Bank Acct. 5764		07/01/2018	1,000,000.00	1,000,000.00	1,000,000.00	0.050	0.050	1	
SYS10291	10291	Union Bank Acct. 9048		07/01/2018	1,000,000.00	1,000,000.00	1,000,000.00	0.050	0.050	1	
<b>Subtotal and Average</b>			<b>57,000,000.00</b>		<b>57,000,000.00</b>	<b>57,000,000.00</b>	<b>57,000,000.00</b>		<b>2.192</b>	<b>1</b>	
<b>Negotiable CDs</b>											
06367CXQ5	12794	Bank of Montreal		08/30/2022	50,000,000.00	49,808,500.00	50,000,000.00	4.120	4.177	147	07/26/2023
06367CZ42	12832	Bank of Montreal		10/28/2022	50,000,000.00	50,052,500.00	50,000,000.00	5.270	5.343	112	06/21/2023
06367CZ83	12833	Bank of Montreal		10/28/2022	50,000,000.00	50,055,000.00	50,000,000.00	5.330	5.404	147	07/26/2023
06367D3W3	12916	Bank of Montreal		01/18/2023	50,000,000.00	50,005,000.00	50,000,000.00	5.020	5.090	147	07/26/2023
46640QQ12	12796	JP Morgan Sec		08/31/2022	50,000,000.00	50,000,000.00	49,090,000.00	3.600	3.718	0	03/01/2023
63873QXD1	12824	Natixis North America		10/19/2022	50,000,000.00	50,019,500.00	50,000,000.00	5.000	5.069	70	05/10/2023
63873QXM1	12831	Natixis North America		10/28/2022	50,000,000.00	50,023,500.00	50,000,000.00	5.270	5.343	118	06/27/2023
63873QXP4	12839	Natixis North America		11/02/2022	50,000,000.00	50,000,500.00	50,000,000.00	4.810	4.877	0	03/01/2023
63873QXR0	12840	Natixis North America		11/03/2022	50,000,000.00	50,071,000.00	50,000,000.00	5.560	5.637	147	07/26/2023
63873QZV9	12913	Natixis North America		01/10/2023	50,000,000.00	50,012,500.00	50,000,000.00	5.040	5.110	98	06/07/2023
63873QZW7	12914	Natixis North America		01/10/2023	50,000,000.00	49,996,000.00	50,000,000.00	5.150	5.222	154	08/02/2023
78012U7G4	12752	Royal Bank Canada		06/27/2022	50,000,000.00	49,861,500.00	50,000,000.00	3.550	3.599	70	05/10/2023
78015JHA8	12812	Royal Bank Canada		09/29/2022	50,000,000.00	49,919,000.00	50,000,000.00	4.730	4.796	147	07/26/2023
78015JCS4	12795	Royal Bank CN		08/31/2022	50,000,000.00	49,799,000.00	50,000,000.00	4.150	4.208	148	07/27/2023
89114WZP3	12750	Toronto Dominion Bank		06/27/2022	50,000,000.00	49,855,000.00	50,000,000.00	3.560	3.609	84	05/24/2023
89114WZT5	12751	Toronto Dominion Bank		06/27/2022	50,000,000.00	49,880,500.00	50,000,000.00	3.550	3.599	70	05/10/2023
89115BNS5	12793	Toronto Dominion Bank		08/30/2022	50,000,000.00	49,811,500.00	50,000,000.00	4.110	4.167	147	07/26/2023
89115BXN5	12809	Toronto Dominion Bank		09/29/2022	100,000,000.00	99,882,000.00	100,000,000.00	4.750	4.816	147	07/26/2023
89115BA75	12830	Toronto Dominion Bank		10/28/2022	50,000,000.00	50,056,500.00	50,000,000.00	5.270	5.343	118	06/27/2023
89115BAB6	12834	Toronto Dominion Bank		10/28/2022	50,000,000.00	50,062,000.00	50,000,000.00	5.340	5.414	147	07/26/2023
89115BHP8	12861	Toronto Dominion Bank		11/29/2022	50,000,000.00	50,061,500.00	50,000,000.00	5.280	5.353	120	06/29/2023
<b>Subtotal and Average</b>			<b>1,136,008,562.50</b>		<b>1,100,000,000.00</b>	<b>1,099,232,500.00</b>	<b>1,099,090,000.00</b>		<b>4.760</b>	<b>113</b>	
<b>Corporate Notes</b>											
037833DM9	11851	Apple Inc.		09/11/2019	3,000,000.00	2,858,490.00	2,993,160.00	1.800	1.848	560	09/11/2024
037833DM9	11943	Apple Inc.		12/12/2019	9,000,000.00	8,575,470.00	8,918,370.00	1.800	2.001	560	09/11/2024
037833DT4	12133	Apple Inc.		05/11/2020	5,000,000.00	4,617,700.00	4,991,050.00	1.125	1.162	802	05/11/2025
037833DV9	12134	Apple Inc.		05/11/2020	5,000,000.00	4,958,050.00	4,986,400.00	0.750	0.842	71	05/11/2023

**Alameda County Investment Pool  
Portfolio Management  
Portfolio Details - Investments  
February 28, 2023**

CUSIP	Investment #	Issuer	Average Balance	Purchase Date	Par Value	Market Value	Book Value	Stated Rate	YTM	Days to 365 Maturity	Maturity Date
<b>Corporate Notes</b>											
037833DX5	12200	Apple Inc.		08/20/2020	5,000,000.00	4,507,850.00	4,988,200.00	0.550	0.598	903	08/20/2025
037833DX5	12201	Apple Inc.		08/20/2020	5,000,000.00	4,507,850.00	4,988,200.00	0.550	0.598	903	08/20/2025
037833EB2	12387	Apple Inc.		02/08/2021	20,000,000.00	17,748,000.00	19,955,000.00	0.746	0.792	1,075	02/08/2026
037833AK6	12915	Apple Inc.		01/13/2023	10,000,000.00	9,952,800.00	9,975,666.67	2.400	4.735	63	05/03/2023
037833DB3	12935	Apple Inc.		02/07/2023	21,646,000.00	20,124,719.12	20,814,394.36	2.900	4.106	1,656	09/12/2027
023135BQ8	12162	Amazon		06/10/2020	5,000,000.00	4,564,150.00	4,995,350.00	0.800	0.819	825	06/03/2025
023135BQ8	12163	Amazon		06/10/2020	5,000,000.00	4,564,150.00	4,993,750.00	0.800	0.826	825	06/03/2025
023135BQ8	12166	Amazon		06/11/2020	10,000,000.00	9,128,300.00	9,990,700.00	0.800	0.819	825	06/03/2025
023135BV7	12442	Amazon		05/12/2021	10,000,000.00	9,907,300.00	9,998,600.00	0.250	0.257	72	05/12/2023
023135BX3	12443	Amazon		05/12/2021	10,000,000.00	8,853,400.00	9,956,800.00	1.000	1.089	1,168	05/12/2026
023135BW5	12444	Amazon		05/12/2021	3,000,000.00	2,838,180.00	2,995,620.00	0.450	0.499	438	05/12/2024
023135CF1	12686	Amazon		04/13/2022	7,000,000.00	6,612,830.00	6,985,580.00	3.300	3.345	1,504	04/13/2027
023135CD6	12687	Amazon		04/13/2022	10,000,000.00	9,736,400.00	10,000,000.00	2.730	2.730	409	04/13/2024
023135CE4	12688	Amazon		04/13/2022	13,000,000.00	12,518,610.00	12,979,330.00	3.000	3.050	774	04/13/2025
023135CN4	12883	Amazon		12/01/2022	15,000,000.00	14,889,750.00	14,999,100.00	4.600	4.602	1,006	12/01/2025
023135CM6	12884	Amazon		12/01/2022	15,000,000.00	14,915,700.00	14,989,950.00	4.700	4.736	639	11/29/2024
06051GJG5	12241	Bank of America Corp.		09/25/2020	8,000,000.00	7,424,080.00	8,000,000.00	0.981	0.981	939	09/25/2025
06051GJG5	12242	Bank of America Corp.		09/25/2020	3,000,000.00	2,784,030.00	3,000,000.00	0.981	0.981	939	09/25/2025
06048WM31	12453	Bank of America Corp.		05/28/2021	10,000,000.00	8,718,300.00	10,000,000.00	1.250	1.250	1,184	05/28/2026
06048WM64	12482	Bank of America Corp.		07/07/2021	10,000,000.00	8,695,700.00	9,975,000.00	1.200	1.252	1,212	06/25/2026
06048WP46	12517	Bank of America Corp.		09/27/2021	10,000,000.00	9,023,300.00	10,000,000.00	0.750	0.750	757	03/27/2025
06048WN63	12530	Bank of America Corp.		10/08/2021	4,898,000.00	3,974,678.02	4,844,122.00	1.150	1.382	1,289	09/10/2026
06406RBC0	12699	Bank of New York		04/26/2022	10,000,000.00	9,622,800.00	9,998,600.00	3.350	3.355	786	04/25/2025
06406RAL1	12153	Bank of NY		06/01/2020	6,540,000.00	6,219,670.80	6,848,426.40	2.100	1.001	603	10/24/2024
06368EA36	12336	Bank of Montreal		12/08/2020	10,000,000.00	9,623,800.00	9,993,500.00	0.450	0.472	282	12/08/2023
06368FAA7	12508	Bank of Montreal		09/15/2021	5,000,000.00	4,871,100.00	4,995,800.00	0.400	0.442	198	09/15/2023
06368FAC3	12509	Bank of Montreal		09/15/2021	6,000,000.00	5,190,480.00	5,989,860.00	1.250	1.285	1,294	09/15/2026
06368FAE9	12625	Bank of Montreal		01/10/2022	10,000,000.00	9,318,000.00	9,994,700.00	1.500	1.518	681	01/10/2025
06368FAG4	12657	Bank of Montreal		03/08/2022	15,000,000.00	14,515,650.00	14,989,500.00	2.150	2.186	373	03/08/2024
06368D3S1	12746	Bank of Montreal		06/07/2022	6,000,000.00	5,801,760.00	5,998,620.00	3.700	3.708	829	06/07/2025
110122DN5	12302	Bristol Myers		11/13/2020	5,000,000.00	4,478,800.00	4,991,900.00	0.750	0.783	988	11/13/2025
110122DT2	12303	Bristol Myers		11/13/2020	5,000,000.00	4,837,300.00	5,000,000.00	0.537	0.537	257	11/13/2023
14913R2F3	12222	Caterpillar Inc.		09/14/2020	10,000,000.00	9,752,000.00	9,993,200.00	0.450	0.473	197	09/14/2023
14913R2J5	12410	Caterpillar Inc.		03/01/2021	10,000,000.00	10,000,000.00	9,991,400.00	0.250	0.293	0	03/01/2023
14913R2U0	12620	Caterpillar Inc.		01/10/2022	5,000,000.00	4,505,450.00	4,997,600.00	1.700	1.710	1,409	01/08/2027
14913R2S5	12621	Caterpillar Inc.		01/10/2022	10,000,000.00	9,637,400.00	9,998,400.00	0.950	0.958	315	01/10/2024

**Alameda County Investment Pool  
Portfolio Management  
Portfolio Details - Investments  
February 28, 2023**

CUSIP	Investment #	Issuer	Average Balance	Purchase Date	Par Value	Market Value	Book Value	Stated Rate	YTM	Days to 365 Maturity	Maturity Date
<b>Corporate Notes</b>											
14913R3B1	12912	Caterpillar Inc.		01/06/2023	7,000,000.00	6,976,620.00	6,998,250.00	4.800	4.809	1,042	01/06/2026
194162AM5	12777	Colgate Palmolive		08/09/2022	3,000,000.00	2,881,800.00	2,997,240.00	3.100	3.114	898	08/15/2025
24422EVH9	12157	John Deere		06/04/2020	3,000,000.00	2,955,690.00	2,997,540.00	0.700	0.727	126	07/05/2023
24422EVJ5	12259	John Deere		10/09/2020	2,000,000.00	1,941,060.00	1,997,680.00	0.400	0.439	223	10/10/2023
24422EVX4	12622	John Deere		01/10/2022	3,000,000.00	2,890,470.00	2,999,520.00	0.900	0.908	315	01/10/2024
24422EWA3	12623	Dell Inc.		01/10/2022	5,000,000.00	4,455,500.00	4,997,150.00	1.700	1.712	1,412	01/11/2027
24422EVY2	12624	Dell Inc.		01/10/2022	7,000,000.00	6,527,710.00	6,996,710.00	1.250	1.266	681	01/10/2025
254687FN1	12066	Disney		03/23/2020	5,000,000.00	4,830,950.00	4,997,254.44	3.350	3.360	754	03/24/2025
31422XXA5	12690	Farmer Mac		04/08/2022	20,000,000.00	19,328,000.00	20,000,000.00	2.570	2.571	485	06/28/2024
02665WDH1	12029	American Honda		03/12/2020	3,000,000.00	2,980,860.00	3,006,595.78	1.950	1.498	70	05/10/2023
02665WDH1	12030	American Honda		03/12/2020	5,500,000.00	5,464,910.00	5,512,309.75	1.950	1.490	70	05/10/2023
02665WDX6	12448	American Honda		05/20/2021	10,000,000.00	9,937,200.00	9,999,800.00	0.350	0.351	50	04/20/2023
458140BP4	12069	Intel Corp		03/25/2020	10,000,000.00	9,657,700.00	9,984,500.00	3.400	3.434	755	03/25/2025
46647PBS4	12226	J.P. Morgan		09/16/2020	4,000,000.00	3,890,360.00	4,000,000.00	0.653	0.653	565	09/16/2024
46647PBY1	12396	J.P. Morgan		02/16/2021	5,000,000.00	4,741,350.00	5,000,000.00	0.563	0.563	718	02/16/2025
46647PBZ8	12417	J.P. Morgan		03/16/2021	10,000,000.00	9,975,600.00	10,000,000.00	0.697	0.697	381	03/16/2024
48128G3N8	12454	J.P. Morgan		05/28/2021	5,000,000.00	4,302,700.00	5,000,000.00	1.200	1.200	1,184	05/28/2026
46647PCH7	12455	J.P. Morgan		06/01/2021	5,000,000.00	4,690,600.00	5,000,000.00	0.824	0.824	823	06/01/2025
48128G3V0	12459	J.P. Morgan		06/11/2021	10,000,000.00	8,605,800.00	10,000,000.00	1.150	1.150	1,198	06/11/2026
48128G4R8	12486	J.P. Morgan		08/17/2021	10,000,000.00	8,426,900.00	9,990,000.00	1.150	1.171	1,265	08/17/2026
53961LAH2	12402	Local Initiatives Support Corp		02/25/2021	5,000,000.00	4,750,400.00	5,000,000.00	0.500	0.500	351	02/15/2024
594918BQ6	11783	Mircosoft Inc.		06/27/2019	4,157,000.00	4,102,501.73	4,160,450.31	2.000	1.979	160	08/08/2023
594918BY9	12932	Mircosoft Inc.		02/06/2023	5,000,000.00	4,777,050.00	4,867,300.00	3.300	4.025	1,438	02/06/2027
594918BY9	12933	Mircosoft Inc.		02/06/2023	5,000,000.00	4,777,050.00	4,863,500.00	3.300	4.046	1,438	02/06/2027
654106AH6	12074	Nike Inc.		03/27/2020	3,000,000.00	2,861,610.00	2,995,920.00	2.400	2.429	757	03/27/2025
67066GAL8	12679	NVIDIA		04/22/2022	20,000,000.00	18,856,400.00	19,115,528.89	0.584	2.824	471	06/14/2024
69371RQ66	12006	PACCAR Financial Corp.		02/06/2020	10,000,000.00	9,382,000.00	9,991,900.00	1.800	1.817	708	02/06/2025
713448EQ7	12045	Pepsi Inc.		03/19/2020	2,500,000.00	2,368,600.00	2,498,236.67	2.250	2.265	749	03/19/2025
713448EQ7	12047	Pepsi Inc.		03/19/2020	5,000,000.00	4,737,200.00	4,996,450.00	2.250	2.265	749	03/19/2025
713448EQ7	12051	Pepsi Inc.		03/20/2020	5,000,000.00	4,737,200.00	4,991,650.00	2.250	2.286	749	03/19/2025
713448FB9	12257	Pepsi Inc.		10/07/2020	10,000,000.00	9,712,300.00	9,994,300.00	0.400	0.120	220	10/07/2023
713448FQ6	12942	Pepsi Inc.		02/15/2023	3,000,000.00	2,981,970.00	2,998,260.00	4.550	4.572	1,108	03/13/2026
717081EX7	12151	Pfizer		05/28/2020	5,000,000.00	4,572,650.00	4,968,800.00	0.800	0.928	819	05/28/2025
742718FL8	12280	Proctor & Gamble		10/29/2020	5,000,000.00	4,480,650.00	4,991,900.00	0.550	0.583	973	10/29/2025
742718FL8	12633	Proctor & Gamble		01/31/2022	8,752,000.00	7,842,929.76	8,392,292.80	0.550	1.687	973	10/29/2025
742718FV6	12637	Proctor & Gamble		02/01/2022	20,000,000.00	18,201,600.00	19,971,600.00	1.900	1.930	1,433	02/01/2027

**Alameda County Investment Pool  
Portfolio Management  
Portfolio Details - Investments  
February 28, 2023**

CUSIP	Investment #	Issuer	Average Balance	Purchase Date	Par Value	Market Value	Book Value	Stated Rate	YTM 365	Days to Maturity	Maturity Date
<b>Corporate Notes</b>											
742718FY0	12923	Proctor & Gamble		01/26/2023	3,000,000.00	2,955,000.00	2,997,990.00	4.100	4.124	1,062	01/26/2026
742718FZ7	12924	Proctor & Gamble		01/26/2023	4,000,000.00	3,903,880.00	3,995,880.00	3.950	3.973	1,792	01/26/2028
808513BR5	12445	Charles Schwab		05/13/2021	4,000,000.00	3,531,840.00	3,990,720.00	1.150	1.198	1,169	05/13/2026
808513BY0	12655	Charles Schwab		03/03/2022	1,000,000.00	906,940.00	998,920.00	2.450	2.473	1,463	03/03/2027
79466LAG9	12484	Salesforce Co.		07/12/2021	3,000,000.00	2,819,460.00	2,998,470.00	0.625	0.640	502	07/15/2024
89114QCP1	12365	Toronto Dominion Bank		01/06/2021	10,000,000.00	8,825,300.00	9,985,300.00	0.750	0.780	1,042	01/06/2026
89114TZK1	12591	Toronto Dominion Bank		12/13/2021	10,000,000.00	9,306,500.00	9,992,700.00	1.250	1.275	653	12/13/2024
89236TGX7	12081	Toyota Motor Credit Corp		04/01/2020	6,000,000.00	5,742,840.00	5,988,960.00	3.000	3.040	762	04/01/2025
89236TGW9	12083	Toyota Motor Credit Corp		04/01/2020	5,000,000.00	4,991,050.00	4,999,450.00	2.900	2.904	29	03/30/2023
89236TJH9	12464	Toyota Motor Credit Corp		06/18/2021	15,000,000.00	14,120,250.00	14,982,150.00	0.500	0.540	475	06/18/2024
89236TJN6	12506	Toyota Motor Credit Corp		09/13/2021	5,000,000.00	4,667,850.00	4,997,650.00	0.625	0.641	562	09/13/2024
89236TKC8	12758	Toyota Motor Credit Corp		06/30/2022	10,000,000.00	9,758,300.00	9,990,500.00	3.950	3.984	852	06/30/2025
89788JAB5	12026	Truist Bank		03/09/2020	10,000,000.00	9,992,000.00	9,993,000.00	1.250	1.274	8	03/09/2023
89788JAA79	12635	Truist Bank		01/31/2022	10,000,000.00	9,285,200.00	9,930,500.00	1.500	1.542	740	03/10/2025
882508BK9	12507	Texas Instrument		09/15/2021	3,000,000.00	2,638,950.00	3,000,000.00	1.125	1.125	1,294	09/15/2026
90327QD71	12449	USAA Capital Corp		05/21/2021	7,000,000.00	6,624,030.00	6,987,540.00	0.500	0.572	427	05/01/2024
95001D6U9	12124	Wells Fargo Securities LLC		04/30/2020	5,000,000.00	4,961,650.00	5,000,000.00	2.150	2.150	60	04/30/2023
931142EK5	11536	Walmart		06/27/2018	2,000,000.00	1,988,280.00	1,999,460.00	3.400	3.406	117	06/26/2023
931142ER0	12512	Walmart		09/17/2021	3,000,000.00	2,688,570.00	2,994,330.00	1.050	1.089	1,296	09/17/2026
931142EW9	12800	Walmart		09/09/2022	7,000,000.00	6,962,830.00	6,995,100.00	3.900	3.925	923	09/09/2025
98459LAA1	12160	Yale University		06/09/2020	3,000,000.00	2,780,490.00	3,000,000.00	0.873	0.873	776	04/15/2025
<b>Subtotal and Average</b>			<b>712,685,032.57</b>		<b>720,993,000.00</b>	<b>679,429,099.43</b>	<b>718,187,108.07</b>	<b>1.878</b>	<b>744</b>		
<b>Washington Supranational Obligation</b>											
45818WCS3	11932	InterAmerican Development Bank		12/03/2019	10,000,000.00	9,416,500.00	9,991,000.00	1.700	1.719	625	11/15/2024
45818WCS3	11950	InterAmerican Development Bank		12/16/2019	25,000,000.00	23,541,250.00	24,891,000.00	1.700	1.793	625	11/15/2024
45818WDA1	12412	InterAmerican Development Bank		03/11/2021	18,000,000.00	16,228,080.00	17,952,714.00	0.800	0.854	1,099	03/04/2026
459058JL8	12277	International Bank Recon & D		10/28/2020	15,000,000.00	13,465,800.00	14,983,050.00	0.500	0.523	972	10/28/2025
459058JM6	12312	International Bank Recon & D		11/24/2020	20,000,000.00	19,297,200.00	19,957,000.00	0.250	0.322	268	11/24/2023
459058JM6	12313	International Bank Recon & D		11/24/2020	15,000,000.00	14,472,900.00	14,967,750.00	0.250	0.322	268	11/24/2023
459058JE4	12358	International Bank Recon & D		12/23/2020	10,000,000.00	9,029,500.00	9,984,000.00	0.375	0.410	880	07/28/2025
459058JS3	12390	International Bank Recon & D		02/10/2021	15,000,000.00	13,212,000.00	15,000,000.00	0.650	0.650	1,077	02/10/2026
45905U5Y6	12400	International Bank Recon & D		02/18/2021	9,500,000.00	8,321,810.00	9,492,875.00	0.600	0.615	1,085	02/18/2026
45905U5Y6	12401	International Bank Recon & D		02/18/2021	10,000,000.00	8,759,800.00	10,000,000.00	0.600	0.600	1,085	02/18/2026
45906M2L4	12414	International Bank Recon & D		03/12/2021	15,000,000.00	13,280,400.00	14,857,500.00	0.650	0.846	1,091	02/24/2026
45906M3C3	12669	International Bank Recon & D		03/29/2022	7,500,000.00	7,265,400.00	7,494,150.00	2.250	2.290	393	03/28/2024

**Alameda County Investment Pool  
Portfolio Management  
Portfolio Details - Investments  
February 28, 2023**

CUSIP	Investment #	Issuer	Average Balance	Purchase Date	Par Value	Market Value	Book Value	Stated Rate	YTM 365	Days to Maturity	Maturity Date
<b>Washington Supranational Obligation</b>											
45906M3K5	12815	International Bank Recon & D		09/30/2022	15,000,000.00	14,731,350.00	15,000,000.00	4.500	4.500	1,674	09/30/2027
45950VNP7	11974	IFCDN		01/17/2020	25,000,000.00	23,488,500.00	24,953,750.00	1.680	1.719	681	01/10/2025
45950VPX8	12446	IFCDN		05/14/2021	10,000,000.00	8,843,500.00	10,000,000.00	0.860	0.860	1,170	05/14/2026
45950VQS8	12573	IFCDN		11/24/2021	10,000,000.00	9,652,400.00	10,000,000.00	0.610	0.610	268	11/24/2023
<b>Subtotal and Average</b>			<b>229,524,789.00</b>		<b>230,000,000.00</b>	<b>213,006,390.00</b>	<b>229,524,789.00</b>		<b>1.206</b>	<b>816</b>	
<b>Commercial Paper Disc. -Amortizing</b>											
46640QUU3	12917	JP Morgan Sec		01/19/2023	50,000,000.00	48,946,500.00	48,709,583.33	4.890	5.118	149	07/28/2023
<b>Subtotal and Average</b>			<b>48,709,583.33</b>		<b>50,000,000.00</b>	<b>48,946,500.00</b>	<b>48,709,583.33</b>		<b>5.118</b>	<b>149</b>	
<b>Agency Bullets (Aaa/AA+)</b>											
3132X0U25	11486	Farmer Mac		04/19/2018	30,000,000.00	29,916,300.00	29,982,000.00	2.800	2.813	49	04/19/2023
3132X0U25	11487	Farmer Mac		04/19/2018	40,000,000.00	39,888,400.00	39,976,000.00	2.800	2.813	49	04/19/2023
3132X0U25	11488	Farmer Mac		04/19/2018	30,000,000.00	29,916,300.00	29,982,000.00	2.800	2.813	49	04/19/2023
31422BFL9	11755	Farmer Mac		05/10/2019	25,000,000.00	24,287,500.00	25,000,000.00	2.400	2.400	366	03/01/2024
31422BFK1	11756	Farmer Mac		05/10/2019	25,000,000.00	24,191,500.00	25,000,000.00	2.400	2.400	427	05/01/2024
31422BJB7	11793	Farmer Mac		07/22/2019	25,000,000.00	24,312,500.00	25,000,000.00	1.970	1.970	307	01/02/2024
31422BPC8	11911	Farmer Mac		11/20/2019	20,000,000.00	19,490,800.00	20,000,000.00	1.720	1.720	264	11/20/2023
31422BQK9	11955	Farmer Mac		12/20/2019	25,000,000.00	23,732,250.00	24,988,750.00	1.690	1.700	569	09/20/2024
31422BQW3	11956	Farmer Mac		12/20/2019	40,000,000.00	39,214,400.00	40,000,000.00	1.740	1.740	215	10/02/2023
31422BYV6	12115	Farmer Mac		04/27/2020	35,000,000.00	34,375,950.00	34,979,000.00	0.550	0.569	148	07/27/2023
31422XE40	12785	Farmer Mac		08/19/2022	15,000,000.00	14,644,500.00	15,000,000.00	4.000	4.000	726	02/24/2025
3133EKQU3	11778	Federal Farm Credit Bank		06/21/2019	30,000,000.00	28,803,000.00	29,984,700.00	1.950	1.961	470	06/13/2024
3133EKTU8	11784	Federal Farm Credit Bank		07/02/2019	12,000,000.00	11,469,360.00	11,998,320.00	1.900	1.903	488	07/01/2024
3133EKZK5	11812	Federal Farm Credit Bank		08/14/2019	20,000,000.00	19,674,200.00	19,992,000.00	1.600	1.610	166	08/14/2023
3133EKA63	11814	Federal Farm Credit Bank		08/16/2019	10,000,000.00	9,528,100.00	9,982,800.00	1.600	1.636	534	08/16/2024
3133ELZM9	12140	Federal Farm Credit Bank		05/15/2020	25,000,000.00	22,784,250.00	24,953,225.00	0.500	0.538	805	05/14/2025
3133ENKS8	12627	Federal Farm Credit Bank		01/11/2022	7,500,000.00	6,998,775.00	7,483,125.00	1.125	1.202	677	01/06/2025
3133ENZS2	12755	Federal Farm Credit Bank		06/28/2022	10,000,000.00	9,748,800.00	9,994,805.00	3.100	3.127	485	06/28/2024
3133ENZ37	12845	Federal Farm Credit Bank		11/10/2022	18,500,000.00	18,464,850.00	18,497,040.00	4.875	4.886	681	01/10/2025
3133EPAF2	12937	Federal Farm Credit Bank		02/08/2023	20,000,000.00	19,891,800.00	19,990,000.00	4.750	4.802	344	02/08/2024
3133EPBF1	12947	Federal Farm Credit Bank		02/21/2023	15,500,000.00	15,428,390.00	15,479,230.00	4.875	4.969	539	08/21/2024
3130AGWK7	11815	Federal Home Loan Bank		08/16/2019	12,000,000.00	11,397,240.00	11,971,800.00	1.500	2.136	533	08/15/2024
3130AGWK7	11816	Federal Home Loan Bank		08/16/2019	20,000,000.00	18,995,400.00	19,953,000.00	1.500	1.549	533	08/15/2024
3130AGWK7	11817	Federal Home Loan Bank		08/16/2019	20,000,000.00	18,995,400.00	19,953,000.00	1.500	1.549	533	08/15/2024
3130AK5E2	12220	Federal Home Loan Bank		09/11/2020	2,000,000.00	1,799,760.00	1,994,000.00	0.375	0.436	918	09/04/2025

Portfolio POOL  
RC  
PM (PRF\_PM2) 7.3.0



**Alameda County Investment Pool  
Portfolio Management  
Portfolio Details - Investments  
February 28, 2023**

CUSIP	Investment #	Issuer	Average Balance	Purchase Date	Par Value	Market Value	Book Value	Stated Rate	YTM 365	Days to Maturity	Maturity Date
<b>Agency Bullets (Aaa/AA+)</b>											
3130APU29	12551	Federal Home Loan Bank		11/12/2021	12,800,000.00	12,403,584.00	12,794,112.00	0.500	0.523	253	11/09/2023
3130APU29	12552	Federal Home Loan Bank		11/12/2021	20,000,000.00	19,380,600.00	19,990,800.00	0.500	0.523	253	11/09/2023
3130AQF57	12598	Federal Home Loan Bank		12/22/2021	25,000,000.00	24,083,750.00	24,945,000.00	0.625	0.736	296	12/22/2023
3130AQF40	12599	Federal Home Loan Bank		12/22/2021	25,000,000.00	23,308,500.00	24,978,098.58	1.000	1.030	660	12/20/2024
3130AQF65	12600	Federal Home Loan Bank		12/22/2021	25,000,000.00	22,264,500.00	24,925,261.74	1.250	1.311	1,391	12/21/2026
3130ASDS5	12745	Federal Home Loan Bank		06/10/2022	20,000,000.00	19,373,600.00	19,953,600.00	2.750	2.867	485	06/28/2024
3130ASME6	12768	Federal Home Loan Bank		07/08/2022	15,000,000.00	14,586,750.00	14,970,900.00	3.000	3.101	495	07/08/2024
3130ASME6	12769	Federal Home Loan Bank		07/08/2022	10,000,000.00	9,724,500.00	9,980,600.00	3.000	3.101	495	07/08/2024
3130ASME6	12770	Federal Home Loan Bank		07/08/2022	5,000,000.00	4,862,250.00	4,990,300.00	3.000	3.101	495	07/08/2024
3130ATPY7	12822	Federal Home Loan Bank		10/19/2022	9,500,000.00	9,401,200.00	9,477,580.00	4.500	4.644	471	06/14/2024
3130ATQ91	12825	Federal Home Loan Bank		10/20/2022	10,750,000.00	10,701,625.00	10,747,312.50	4.625	4.651	233	10/20/2023
3130ATT31	12829	Federal Home Loan Bank		10/28/2022	15,000,000.00	14,877,450.00	14,983,650.00	4.500	4.561	582	10/03/2024
3130AUCS1	12909	Federal Home Loan Bank		12/21/2022	5,000,000.00	4,982,500.00	5,000,000.00	4.750	4.750	295	12/21/2023
3130ATVD6	12949	Federal Home Loan Bank		02/28/2023	5,000,000.00	4,973,050.00	5,057,156.25	4.875	5.120	562	09/13/2024
3137EAEN5	11520	Federal Home Loan Mtg Corp		06/11/2018	15,000,000.00	14,895,150.00	14,918,400.00	2.750	2.867	110	06/19/2023
3137EAEP0	12014	Federal Home Loan Mtg Corp		02/14/2020	15,000,000.00	14,080,950.00	14,988,450.00	1.500	1.516	714	02/12/2025
3137EAEP0	12015	Federal Home Loan Mtg Corp		02/14/2020	10,000,000.00	9,387,300.00	9,992,300.00	1.500	1.516	714	02/12/2025
3137EAER6	12129	Federal Home Loan Mtg Corp		05/07/2020	10,000,000.00	9,919,700.00	9,995,800.00	0.375	0.389	65	05/05/2023
3137EAER6	12130	Federal Home Loan Mtg Corp		05/07/2020	20,000,000.00	19,839,400.00	19,991,600.00	0.375	0.389	65	05/05/2023
3137EAER6	12131	Federal Home Loan Mtg Corp		05/07/2020	20,000,000.00	19,839,400.00	19,991,600.00	0.375	0.389	65	05/05/2023
31422BG53	12179	Federal Home Loan Mtg Corp		06/29/2020	15,000,000.00	14,592,750.00	14,988,000.00	0.350	0.375	212	09/29/2023
3137EAEU9	12195	Federal Home Loan Mtg Corp		07/23/2020	10,000,000.00	9,026,300.00	9,950,200.00	0.375	0.727	873	07/21/2025
3137EAEV7	12204	Federal Home Loan Mtg Corp		08/21/2020	10,000,000.00	9,766,100.00	9,989,800.00	0.250	0.284	176	08/24/2023
3137EAEV7	12205	Federal Home Loan Mtg Corp		08/21/2020	10,000,000.00	9,766,100.00	9,989,800.00	0.250	0.284	176	08/24/2023
3137EAEZ8	12291	Federal Home Loan Mtg Corp		11/05/2020	10,000,000.00	9,673,600.00	9,991,000.00	0.250	0.280	250	11/06/2023
3137EAEZ8	12293	Federal Home Loan Mtg Corp		11/05/2020	10,000,000.00	9,673,600.00	9,991,000.00	0.250	0.280	250	11/06/2023
3137EAFA2	12331	Federal Home Loan Mtg Corp		12/04/2020	15,000,000.00	14,432,250.00	14,985,150.00	0.250	0.283	278	12/04/2023
3137EAFA2	12332	Federal Home Loan Mtg Corp		12/04/2020	10,000,000.00	9,621,500.00	9,990,100.00	0.250	0.283	278	12/04/2023
3137EAEX3	12405	Federal Home Loan Mtg Corp		02/26/2021	15,000,000.00	13,480,650.00	14,747,400.00	0.375	0.750	937	09/23/2025
3135G0U43	11568	Federal National Mtg Assn		09/14/2018	20,000,000.00	19,755,000.00	19,918,000.00	2.875	2.964	195	09/12/2023
3135G0V34	11657	Federal National Mtg Assn		02/08/2019	20,000,000.00	19,492,800.00	19,925,600.00	2.500	2.580	341	02/05/2024
3135G0V34	11658	Federal National Mtg Assn		02/08/2019	20,000,000.00	19,492,800.00	19,925,600.00	2.500	2.580	341	02/05/2024
3135G0V75	11788	Federal National Mtg Assn		07/08/2019	20,000,000.00	19,131,400.00	19,924,200.00	1.750	1.830	489	07/02/2024
3135G0W66	11872	Federal National Mtg Assn		10/18/2019	20,000,000.00	18,958,200.00	19,965,800.00	1.625	1.661	594	10/15/2024
3135G0W66	11875	Federal National Mtg Assn		10/18/2019	25,000,000.00	23,697,750.00	24,957,250.00	1.625	1.661	594	10/15/2024
3135G0W66	11876	Federal National Mtg Assn		10/18/2019	25,000,000.00	23,697,750.00	24,957,250.00	1.625	1.661	594	10/15/2024

**Alameda County Investment Pool  
Portfolio Management  
Portfolio Details - Investments  
February 28, 2023**

CUSIP	Investment #	Issuer	Average Balance	Purchase Date	Par Value	Market Value	Book Value	Stated Rate	YTM 365	Days to Maturity	Maturity Date
<b>Agency Bullets (Aaa/AA+)</b>											
3135G0W66	11918	Federal National Mtg Assn		11/22/2019	25,000,000.00	23,697,750.00	24,939,515.00	1.625	1.677	594	10/15/2024
3135G0X24	11969	Federal National Mtg Assn		01/10/2020	20,000,000.00	18,859,600.00	19,936,200.00	1.625	1.692	678	01/07/2025
3135G0X24	11970	Federal National Mtg Assn		01/10/2020	20,000,000.00	18,859,600.00	19,936,200.00	1.625	1.692	678	01/07/2025
3135G04Q3	12145	Federal National Mtg Assn		05/22/2020	20,000,000.00	19,790,600.00	19,939,800.00	0.250	0.351	82	05/22/2023
3135G04Q3	12146	Federal National Mtg Assn		05/22/2020	15,000,000.00	14,842,950.00	14,954,850.00	0.250	0.351	82	05/22/2023
3135G04Q3	12147	Federal National Mtg Assn		05/22/2020	15,000,000.00	14,842,950.00	14,954,850.00	0.250	0.351	82	05/22/2023
3135G04Z3	12171	Federal National Mtg Assn		06/19/2020	20,000,000.00	18,176,200.00	19,958,600.00	0.500	0.542	839	06/17/2025
3135G04Z3	12172	Federal National Mtg Assn		06/19/2020	15,000,000.00	13,632,150.00	14,968,950.00	0.500	0.542	839	06/17/2025
3135G05G4	12183	Federal National Mtg Assn		07/10/2020	10,000,000.00	9,831,500.00	9,978,500.00	0.250	0.322	131	07/10/2023
3135G06G3	12299	Federal National Mtg Assn		11/12/2020	18,000,000.00	16,137,720.00	17,935,560.00	0.500	0.573	982	11/07/2025
3135G06H1	12321	Federal National Mtg Assn		11/25/2020	15,000,000.00	14,461,950.00	14,982,900.00	0.250	0.288	271	11/27/2023
3135GADMO	12907	Federal National Mtg Assn		12/20/2022	15,000,000.00	14,950,800.00	15,000,000.00	5.000	5.000	294	12/20/2023
<b>Subtotal and Average</b>			<b>1,282,099,691.83</b>		<b>1,288,550,000.00</b>	<b>1,243,177,804.00</b>	<b>1,286,489,391.07</b>		<b>1.837</b>	<b>419</b>	
<b>Federal Agency Disc. -Amortizing</b>											
313384CT4	12860	Federal Home Loan Bk Disc Note		11/29/2022	50,000,000.00	49,963,500.00	49,407,916.67	4.350	4.525	6	03/07/2023
313384DB2	12862	Federal Home Loan Bk Disc Note		11/29/2022	50,000,000.00	49,914,500.00	49,352,222.22	4.400	4.582	14	03/15/2023
313384DD8	12878	Federal Home Loan Bk Disc Note		11/30/2022	50,000,000.00	49,902,000.00	49,344,625.00		4.594	16	03/17/2023
313384DC0	12882	Federal Home Loan Bk Disc Note		11/30/2022	50,000,000.00	49,908,500.00	49,350,750.00	4.410	4.593	15	03/16/2023
313384DC0	12886	Federal Home Loan Bk Disc Note		12/06/2022	50,000,000.00	49,908,500.00	49,388,194.44	4.405	4.584	15	03/16/2023
313384CP2	12893	Federal Home Loan Bk Disc Note		12/08/2022	50,000,000.00	49,987,500.00	49,488,819.44	4.330	4.497	2	03/03/2023
313384JQ3	12905	Federal Home Loan Bk Disc Note		12/19/2022	50,000,000.00	49,005,500.00	48,613,000.00	4.560	4.802	147	07/26/2023
313384JQ3	12906	Federal Home Loan Bk Disc Note		12/19/2022	50,000,000.00	49,005,500.00	48,613,000.00	4.560	4.802	147	07/26/2023
313384GX1	12931	Federal Home Loan Bk Disc Note		01/31/2023	50,000,000.00	49,296,000.00	49,120,625.00	4.690	4.907	106	06/15/2023
313384SW0	12938	Federal Home Loan Bk Disc Note		02/10/2023	50,000,000.00	47,635,500.00	47,583,444.44	4.780	5.099	345	02/09/2024
313384SW0	12939	Federal Home Loan Bk Disc Note		02/10/2023	50,000,000.00	47,635,500.00	47,583,444.44	4.780	5.099	345	02/09/2024
<b>Subtotal and Average</b>			<b>555,126,604.65</b>		<b>550,000,000.00</b>	<b>542,162,500.00</b>	<b>537,846,041.65</b>		<b>4.732</b>	<b>104</b>	
<b>Treasury Notes and Bonds</b>											
91282CCN9	12707	National Australia Bank		04/29/2022	100,000,000.00	97,988,000.00	97,269,531.28	0.125	2.342	152	07/31/2023
9128282D1	11744	U.S. Treasury		04/29/2019	50,000,000.00	49,097,500.00	48,093,750.00	1.375	2.304	183	08/31/2023
912828S92	11791	U.S. Treasury		07/16/2019	50,000,000.00	49,228,500.00	48,804,687.50	1.250	1.867	152	07/31/2023
9128282D1	11832	U.S. Treasury		08/28/2019	50,000,000.00	49,097,500.00	49,966,796.90	1.375	1.392	183	08/31/2023
912828S92	11843	U.S. Treasury		09/06/2019	50,000,000.00	49,228,500.00	49,636,718.75	1.250	1.442	152	07/31/2023
912828VB3	11862	U.S. Treasury		09/26/2019	50,000,000.00	49,684,500.00	50,253,906.25	1.750	1.605	75	05/15/2023
912828Y87	11919	U.S. Treasury		11/22/2019	50,000,000.00	47,728,500.00	50,298,828.15	1.750	1.617	518	07/31/2024

Portfolio POOL  
RC  
PM (PRF\_PM2) 7.3.0

**Alameda County Investment Pool  
Portfolio Management  
Portfolio Details - Investments  
February 28, 2023**

CUSIP	Investment #	Issuer	Average Balance	Purchase Date	Par Value	Market Value	Book Value	Stated Rate	YTM	Days to 365 Maturity	Maturity Date
<b>Treasury Notes and Bonds</b>											
912828Y87	11936	U.S. Treasury		12/10/2019	50,000,000.00	47,728,500.00	50,134,765.65	1.750	1.689	518	07/31/2024
91282CBM2	12408	U.S. Treasury		02/26/2021	50,000,000.00	47,652,500.00	49,699,218.75	0.125	0.329	351	02/15/2024
91282CBQ3	12409	U.S. Treasury		03/01/2021	25,000,000.00	22,225,500.00	24,630,859.38	0.500	0.802	1,095	02/28/2026
91282CDA6	12519	U.S. Treasury		09/30/2021	50,000,000.00	48,615,500.00	49,945,312.50	0.250	0.305	213	09/30/2023
91282CCZ2	12520	U.S. Treasury		09/30/2021	50,000,000.00	44,230,500.00	49,666,015.63	0.875	1.012	1,309	09/30/2026
91282CAT8	12522	U.S. Treasury		09/30/2021	50,000,000.00	44,652,500.00	48,865,234.39	0.250	0.816	975	10/31/2025
91282CDB4	12537	U.S. Treasury		10/27/2021	50,000,000.00	46,638,500.00	49,742,187.50	0.625	0.801	594	10/15/2024
91282CDD0	12555	U.S. Treasury		11/15/2021	50,000,000.00	48,465,000.00	49,873,003.74	0.375	0.513	244	10/31/2023
91282CCT6	12596	U.S. Treasury		12/21/2021	50,000,000.00	46,734,500.00	49,373,046.90	0.375	0.854	533	08/15/2024
91282CDB4	12597	U.S. Treasury		12/21/2021	50,000,000.00	46,638,500.00	49,626,953.15	0.625	0.894	594	10/15/2024
91282CCU3	12604	U.S. Treasury		12/23/2021	50,000,000.00	48,795,000.00	49,580,078.15	0.125	0.627	183	08/31/2023
91282CCU3	12605	U.S. Treasury		12/23/2021	50,000,000.00	48,795,000.00	49,582,031.25	0.125	0.624	183	08/31/2023
91282CCT6	12606	U.S. Treasury		12/23/2021	50,000,000.00	46,734,500.00	49,349,609.40	0.375	0.873	533	08/15/2024
91282CDV0	12634	U.S. Treasury		01/31/2022	50,000,000.00	48,099,500.00	49,679,687.50	0.875	1.200	336	01/31/2024
912828R69	12680	U.S. Treasury		04/21/2022	50,000,000.00	49,591,000.00	49,765,625.00	1.625	2.054	91	05/31/2023
91282CDD0	12681	U.S. Treasury		04/21/2022	50,000,000.00	48,465,000.00	48,494,140.65	0.375	2.398	244	10/31/2023
<b>Subtotal and Average</b>			<b>1,162,331,988.37</b>		<b>1,175,000,000.00</b>	<b>1,126,114,500.00</b>	<b>1,162,331,988.37</b>		<b>1.286</b>	<b>384</b>	

**Treasury Discounts -Amortizing**

**Subtotal and Average**      **40,620,177.58**

**Agency Callables (Aaa/AA+)**

31422XXL1	12698	Farmer Mac		04/28/2022	25,000,000.00	23,878,750.00	25,000,000.00	3.050	3.051	880	07/28/2025
31422XXG2	12700	Farmer Mac		04/26/2022	15,000,000.00	14,031,750.00	15,000,000.00	3.100	3.100	1,517	04/26/2027
31422XN40	12837	Farmer Mac		11/01/2022	15,000,000.00	14,806,200.00	15,000,000.00	5.050	5.050	1,706	11/01/2027
31422XN40	12838	Farmer Mac		11/01/2022	15,000,000.00	14,806,200.00	15,000,000.00	5.050	5.050	1,706	11/01/2027
31422XQ62	12855	Farmer Mac		11/22/2022	20,000,000.00	19,753,000.00	20,000,000.00	5.300	5.300	1,178	05/22/2026
3133EMYD8	12441	Federal Farm Credit Bank		05/06/2021	15,000,000.00	13,498,200.00	15,000,000.00	0.850	0.850	978	11/03/2025
3133EMZS4	12447	Federal Farm Credit Bank		05/18/2021	10,000,000.00	8,827,600.00	10,000,000.00	0.900	0.900	1,174	05/18/2026
3133ENEJ5	12564	Federal Farm Credit Bank		11/18/2021	25,000,000.00	23,333,750.00	24,971,250.00	0.875	0.914	628	11/18/2024
3133ENHW3	12603	Federal Farm Credit Bank		12/23/2021	25,000,000.00	22,924,750.00	25,000,000.00	1.170	1.170	845	06/23/2025
3133ENPG9	12642	Federal Farm Credit Bank		02/15/2022	15,000,000.00	14,127,150.00	14,959,950.00	1.750	1.842	716	02/14/2025
3130AKN85	12367	Federal Home Loan Bank		01/20/2021	20,000,000.00	17,676,200.00	19,974,000.00	0.550	0.576	1,056	01/20/2026
3130AKVY9	12373	Federal Home Loan Bank		01/29/2021	10,000,000.00	8,822,700.00	10,000,000.00	0.520	0.520	1,065	01/29/2026
3130AKVN3	12374	Federal Home Loan Bank		01/29/2021	5,000,000.00	4,411,350.00	5,000,000.00	0.520	0.520	1,065	01/29/2026
3130AKUS3	12377	Federal Home Loan Bank		01/29/2021	15,450,000.00	13,624,119.00	15,442,275.00	0.500	0.510	1,064	01/28/2026

Portfolio POOL  
RC  
PM (PRF\_PM2) 7.3.0

**Alameda County Investment Pool  
Portfolio Management  
Portfolio Details - Investments  
February 28, 2023**

CUSIP	Investment #	Issuer	Average Balance	Purchase Date	Par Value	Market Value	Book Value	Stated Rate	YTM	Days to 365 Maturity	Maturity Date
<b>Agency Callables (Aaa/AA+)</b>											
3130AKMD5	12378	Federal Home Loan Bank		01/29/2021	4,980,000.00	4,392,260.40	4,976,324.76	0.500	0.515	1,062	01/26/2026
3130AKXB7	12391	Federal Home Loan Bank		02/11/2021	10,000,000.00	8,808,800.00	10,000,000.00	0.580	0.580	1,078	02/11/2026
3130AKXB7	12392	Federal Home Loan Bank		02/11/2021	20,000,000.00	17,617,600.00	20,000,000.00	0.580	0.580	1,078	02/11/2026
3130AKWAO	12393	Federal Home Loan Bank		02/12/2021	13,000,000.00	11,429,340.00	12,979,200.00	0.520	0.552	1,079	02/12/2026
3130AKXQ4	12394	Federal Home Loan Bank		02/12/2021	15,000,000.00	13,220,100.00	15,000,000.00	0.600	0.600	1,079	02/12/2026
3130AKVR4	12395	Federal Home Loan Bank		02/12/2021	20,000,000.00	17,599,800.00	20,000,000.00	0.550	0.550	1,079	02/12/2026
3130AL3S1	12397	Federal Home Loan Bank		02/17/2021	10,000,000.00	8,815,600.00	10,000,000.00	0.625	0.625	1,084	02/17/2026
3130ALEM2	12403	Federal Home Loan Bank		02/25/2021	15,000,000.00	13,281,300.00	15,000,000.00	0.790	0.790	1,092	02/25/2026
3130AKZ25	12406	Federal Home Loan Bank		02/26/2021	10,000,000.00	8,815,100.00	10,000,000.00	0.650	0.650	1,093	02/26/2026
3130ALJ70	12413	Federal Home Loan Bank		03/12/2021	10,000,000.00	9,509,200.00	10,000,000.00	0.400	0.400	377	03/12/2024
3130ALGJ7	12419	Federal Home Loan Bank		03/23/2021	20,000,000.00	17,842,200.00	20,000,000.00	1.000	1.000	1,118	03/23/2026
3130ALGJ7	12420	Federal Home Loan Bank		03/23/2021	9,250,000.00	8,252,017.50	9,250,000.00	1.000	1.000	1,118	03/23/2026
3130ALVS0	12436	Federal Home Loan Bank		04/27/2021	15,000,000.00	13,777,950.00	15,000,000.00	0.620	0.620	698	01/27/2025
3130AMAG7	12437	Federal Home Loan Bank		04/29/2021	10,000,000.00	8,891,100.00	10,000,000.00	1.050	1.050	1,155	04/29/2026
3130AMUP5	12466	Federal Home Loan Bank		06/23/2021	15,000,000.00	13,806,150.00	15,000,000.00	0.500	0.500	663	12/23/2024
3130AMU75	12476	Federal Home Loan Bank		06/30/2021	10,000,000.00	8,847,500.00	10,000,000.00	1.000	1.000	1,213	06/26/2026
3130ANSC53	12494	Federal Home Loan Bank		08/30/2021	15,000,000.00	13,168,650.00	15,000,000.00	1.000	1.000	1,274	08/26/2026
3130ANWK24	12495	Federal Home Loan Bank		08/30/2021	25,000,000.00	22,915,000.00	25,000,000.00	0.650	0.650	728	02/26/2025
3130ANWG1	12496	Federal Home Loan Bank		08/30/2021	25,000,000.00	23,312,000.00	25,000,000.00	0.500	0.500	544	08/26/2024
3130ANWJ5	12497	Federal Home Loan Bank		08/30/2021	25,000,000.00	22,710,500.00	25,000,000.00	0.720	0.720	832	06/10/2025
3130ANU32	12516	Federal Home Loan Bank		09/22/2021	10,000,000.00	8,768,000.00	9,995,000.00	1.000	1.010	1,301	09/22/2026
3130APDL6	12521	Federal Home Loan Bank		09/30/2021	15,000,000.00	13,627,050.00	15,000,000.00	0.800	0.800	852	06/30/2025
3130APJ89	12538	Federal Home Loan Bank		10/28/2021	10,000,000.00	9,289,100.00	10,000,000.00	0.700	0.700	607	10/28/2024
3130APLB9	12539	Federal Home Loan Bank		10/28/2021	10,000,000.00	9,312,800.00	10,000,000.00	0.850	0.850	607	10/28/2024
3130APLB9	12540	Federal Home Loan Bank		10/28/2021	10,000,000.00	9,312,800.00	10,000,000.00	0.850	0.850	607	10/28/2024
3130APRA5	12554	Federal Home Loan Bank		11/15/2021	25,000,000.00	23,344,000.00	25,000,000.00	1.100	1.100	625	11/15/2024
3130APRU1	12556	Federal Home Loan Bank		11/16/2021	10,000,000.00	10,000,000.00	10,000,000.00	1.000	1.000	534	08/16/2024
3130APRU1	12557	Federal Home Loan Bank		11/16/2021	25,000,000.00	23,512,500.00	25,000,000.00	1.000	1.000	534	08/16/2024
3130APLJ2	12560	Federal Home Loan Bank		11/17/2021	15,000,000.00	14,491,050.00	15,000,000.00	0.500	0.500	261	11/17/2023
3130APNH4	12561	Federal Home Loan Bank		11/18/2021	10,000,000.00	9,074,800.00	10,000,000.00	1.200	1.200	993	11/18/2025
3130APQG3	12562	Federal Home Loan Bank		11/18/2021	20,000,000.00	18,149,600.00	20,000,000.00	1.200	1.200	993	11/18/2025
3130APRE7	12563	Federal Home Loan Bank		11/18/2021	25,000,000.00	23,098,000.00	25,000,000.00	1.010	1.010	720	02/18/2025
3130APBR5	12570	Federal Home Loan Bank		11/19/2021	14,950,000.00	13,767,754.00	14,804,237.50	0.650	0.967	678	01/07/2025
3130APVJ1	12571	Federal Home Loan Bank		11/23/2021	15,000,000.00	13,372,950.00	15,000,000.00	1.500	1.500	1,363	11/23/2026
3130APUP8	12572	Federal Home Loan Bank		11/23/2021	25,000,000.00	23,408,000.00	25,000,000.00	0.750	0.750	541	08/23/2024
3130APWH4	12574	Federal Home Loan Bank		11/24/2021	15,000,000.00	14,508,450.00	15,000,000.00	0.750	0.750	266	11/22/2023

**Alameda County Investment Pool  
Portfolio Management  
Portfolio Details - Investments  
February 28, 2023**

CUSIP	Investment #	Issuer	Average Balance	Purchase Date	Par Value	Market Value	Book Value	Stated Rate	YTM	Days to 365 Maturity	Maturity Date
<b>Agency Callables (Aaa/AA+)</b>											
3130APWM3	12581	Federal Home Loan Bank		11/30/2021	10,000,000.00	9,321,800.00	10,000,000.00	1.050	1.050	635	11/25/2024
3130APWE1	12582	Federal Home Loan Bank		11/30/2021	15,000,000.00	13,371,750.00	15,000,000.00	1.500	1.500	1,365	11/25/2026
3130APWV3	12583	Federal Home Loan Bank		11/30/2021	25,000,000.00	23,304,500.00	25,000,000.00	1.050	1.050	635	11/25/2024
3130APW43	12585	Federal Home Loan Bank		12/02/2021	8,125,000.00	7,228,487.50	8,123,375.00	1.500	1.504	1,372	12/02/2026
3130APW84	12586	Federal Home Loan Bank		12/03/2021	10,000,000.00	8,896,100.00	9,997,500.00	1.500	1.505	1,373	12/03/2026
3130APXL4	12589	Federal Home Loan Bank		12/10/2021	25,000,000.00	23,266,500.00	24,993,750.00	1.100	1.108	650	12/10/2024
3130APXT7	12594	Federal Home Loan Bank		12/17/2021	10,000,000.00	8,920,600.00	10,000,000.00	1.600	1.600	1,387	12/17/2026
3130AQD2	12602	Federal Home Loan Bank		12/23/2021	7,650,000.00	7,138,750.50	7,650,000.00	1.250	1.250	664	12/24/2024
3130AQZ25	12607	Federal Home Loan Bank		12/27/2021	25,000,000.00	22,644,000.00	25,000,000.00	1.500	1.500	1,122	03/27/2026
3130AQ7M9	12608	Federal Home Loan Bank		12/27/2021	25,000,000.00	22,961,250.00	25,000,000.00	1.250	1.250	849	06/27/2025
3130AQFC2	12609	Federal Home Loan Bank		12/27/2021	25,000,000.00	23,414,250.00	24,993,750.00	1.000	1.009	576	09/27/2024
3130AQ6F5	12610	Federal Home Loan Bank		12/28/2021	10,000,000.00	9,638,600.00	10,000,000.00	0.800	0.800	302	12/28/2023
3130AQA29	12611	Federal Home Loan Bank		12/28/2021	15,000,000.00	13,878,000.00	15,000,000.00	1.230	1.230	758	03/28/2025
3130AQDR1	12613	Federal Home Loan Bank		12/30/2021	25,000,000.00	23,637,500.00	25,000,000.00	1.000	1.000	485	06/28/2024
3130AQDQ3	12614	Federal Home Loan Bank		12/30/2021	15,000,000.00	13,763,700.00	15,000,000.00	1.220	1.220	852	06/30/2025
3130AQ5S8	12615	Federal Home Loan Bank		12/30/2021	25,000,000.00	22,955,750.00	25,000,000.00	1.250	1.250	852	06/30/2025
3130AQFD0	12616	Federal Home Loan Bank		12/30/2021	25,000,000.00	23,235,250.00	25,000,000.00	1.060	1.060	670	12/30/2024
3130AQGY3	12617	Federal Home Loan Bank		12/30/2021	25,000,000.00	23,417,250.00	25,000,000.00	1.030	1.030	579	09/30/2024
3130AQFW8	12618	Federal Home Loan Bank		12/30/2021	25,000,000.00	23,405,750.00	25,000,000.00	1.000	1.000	579	09/30/2024
3130AQJ38	12629	Federal Home Loan Bank		01/25/2022	10,000,000.00	9,434,000.00	10,000,000.00	1.050	1.050	512	07/25/2024
3130AQGT4	12631	Federal Home Loan Bank		01/28/2022	15,000,000.00	13,924,950.00	14,857,500.00	1.100	1.429	684	01/13/2025
3130AQM83	12632	Federal Home Loan Bank		01/28/2022	4,185,000.00	3,761,854.65	4,164,261.00	1.600	1.716	1,244	07/27/2026
3130AQUT8	12645	Federal Home Loan Bank		02/17/2022	10,000,000.00	9,040,600.00	10,000,000.00	2.010	2.010	1,449	02/17/2027
3130AQVM2	12647	Federal Home Loan Bank		02/25/2022	10,000,000.00	9,372,000.00	10,000,000.00	1.750	1.750	727	02/25/2025
3130AQUY7	12648	Federal Home Loan Bank		02/25/2022	10,000,000.00	9,050,000.00	10,000,000.00	2.050	2.050	1,457	02/25/2027
3130AQ778	12652	Federal Home Loan Bank		02/28/2022	15,000,000.00	14,055,300.00	15,000,000.00	1.750	1.750	730	02/28/2025
3130ARB42	12659	Federal Home Loan Bank		03/14/2022	15,000,000.00	14,982,300.00	15,000,000.00	1.250	1.250	13	03/14/2023
3130AMU67	12666	Federal Home Loan Bank		03/21/2022	20,000,000.00	18,757,600.00	19,238,220.00	0.400	2.128	485	06/28/2024
3130ARGC9	12667	Federal Home Loan Bank		03/25/2022	10,000,000.00	9,201,700.00	10,000,000.00	2.550	2.550	1,485	03/25/2027
3130ARBC4	12668	Federal Home Loan Bank		03/28/2022	5,000,000.00	4,828,550.00	5,000,000.00	2.000	2.000	393	03/28/2024
3130ARAE1	12670	Federal Home Loan Bank		03/25/2022	25,000,000.00	23,425,500.00	25,000,000.00	2.100	2.100	847	06/25/2025
3130ARFQ9	12671	Federal Home Loan Bank		04/05/2022	25,000,000.00	23,021,250.00	25,000,000.00	2.610	2.610	1,496	04/05/2027
3130ARG70	12673	Federal Home Loan Bank		03/30/2022	15,000,000.00	14,965,500.00	15,000,000.00	2.010	1.513	29	03/30/2023
3130ARC41	12674	Federal Home Loan Bank		03/30/2022	15,000,000.00	14,195,250.00	15,000,000.00	2.320	2.320	755	03/25/2025
3130ARFG1	12675	Federal Home Loan Bank		03/30/2022	10,000,000.00	9,148,400.00	10,000,000.00	2.400	2.400	1,485	03/25/2027
3130ARJW2	12677	Federal Home Loan Bank		04/22/2022	15,000,000.00	14,370,450.00	15,000,000.00	3.000	3.000	783	04/22/2025

**Alameda County Investment Pool  
Portfolio Management  
Portfolio Details - Investments  
February 28, 2023**

CUSIP	Investment #	Issuer	Average Balance	Purchase Date	Par Value	Market Value	Book Value	Stated Rate	YTM 365	Days to Maturity	Maturity Date
<b>Agency Callables (Aaa/AA+)</b>											
3130ARL33	12682	Federal Home Loan Bank		04/21/2022	20,000,000.00	19,068,400.00	20,000,000.00	3.000	3.001	904	08/21/2025
3130ARND9	12689	Federal Home Loan Bank		04/12/2022	20,000,000.00	19,939,600.00	20,000,000.00	2.350	1.848	42	04/12/2023
3130ARDV0	12691	Federal Home Loan Bank		04/08/2022	10,000,000.00	9,321,000.00	10,000,000.00	3.000	3.000	1,485	03/25/2027
3130ARPZ8	12697	Federal Home Loan Bank		04/28/2022	25,000,000.00	23,928,000.00	25,000,000.00	3.150	3.151	880	07/28/2025
3130ARUV1	12706	Federal Home Loan Bank		04/27/2022	25,000,000.00	23,837,000.00	25,000,000.00	3.100	3.100	971	10/27/2025
3130ARYU9	12740	Federal Home Loan Bank		05/23/2022	10,000,000.00	9,777,700.00	10,000,000.00	3.000	3.002	359	02/23/2024
3130AS3H0	12741	Federal Home Loan Bank		05/26/2022	25,000,000.00	24,352,250.00	25,000,000.00	2.625	2.626	362	02/26/2024
3130ASBX6	12743	Federal Home Loan Bank		06/03/2022	10,000,000.00	9,906,700.00	10,000,000.00	2.275	2.276	121	06/30/2023
3130ASC49	12748	Federal Home Loan Bank		06/16/2022	15,000,000.00	14,864,850.00	15,000,000.00	2.300	2.300	118	06/27/2023
3130ASKE8	12754	Federal Home Loan Bank		06/28/2022	15,000,000.00	14,759,100.00	15,000,000.00	3.300	3.300	302	12/28/2023
3130ASKJ7	12756	Federal Home Loan Bank		06/28/2022	20,000,000.00	19,537,200.00	20,000,000.00	3.500	3.500	485	06/28/2024
3130ASKF5	12757	Federal Home Loan Bank		06/30/2022	10,000,000.00	9,930,400.00	10,000,000.00	3.000	3.000	121	06/30/2023
3130AS5R6	12761	Federal Home Loan Bank		06/30/2022	50,000,000.00	49,600,000.00	49,755,000.00	2.600	3.023	135	07/14/2023
3130ASQC6	12774	Federal Home Loan Bank		07/28/2022	20,000,000.00	19,857,800.00	20,000,000.00	3.500	3.500	149	07/28/2023
3130ASUT4	12778	Federal Home Loan Bank		08/10/2022	15,000,000.00	14,861,100.00	15,000,000.00	3.160	3.127	162	08/10/2023
3130ASZD4	12787	Federal Home Loan Bank		08/30/2022	15,000,000.00	14,621,700.00	14,998,500.00	4.130	4.134	911	08/28/2025
3130ASYZ6	12789	Federal Home Loan Bank		08/30/2022	25,000,000.00	24,313,250.00	25,000,000.00	4.000	4.000	911	08/28/2025
3130ASYR4	12806	Federal Home Loan Bank		09/27/2022	25,000,000.00	24,399,250.00	24,610,000.00	4.000	4.576	911	08/28/2025
3130ATDV6	12814	Federal Home Loan Bank		09/30/2022	10,000,000.00	9,788,400.00	10,000,000.00	5.000	5.000	1,674	09/30/2027
3130ATJ32	12826	Federal Home Loan Bank		10/24/2022	10,000,000.00	9,904,700.00	10,000,000.00	5.250	5.250	968	10/24/2025
3130ATXX0	12864	Federal Home Loan Bank		11/30/2022	25,000,000.00	24,841,250.00	25,000,000.00	5.000	5.001	450	05/24/2024
3130AU2C7	12885	Federal Home Loan Bank		12/06/2022	15,000,000.00	14,900,250.00	15,000,000.00	5.300	5.300	646	12/06/2024
3130AU5Q3	12896	Federal Home Loan Bank		12/13/2022	20,000,000.00	19,971,200.00	20,000,000.00	5.200	5.205	562	09/13/2024
3130AUNX8	12920	Federal Home Loan Bank		01/25/2023	15,000,000.00	14,927,850.00	15,000,000.00	5.000	5.003	357	02/21/2024
3130AUNQ3	12922	Federal Home Loan Bank		01/26/2023	20,000,000.00	19,902,800.00	20,000,000.00	5.000	5.003	357	02/21/2024
3130AUGJ7	12926	Federal Home Loan Bank		01/30/2023	15,000,000.00	14,833,800.00	15,000,000.00	5.020	5.020	1,062	01/26/2026
3130AUNY6	12928	Federal Home Loan Bank		01/30/2023	10,000,000.00	9,894,700.00	10,000,000.00	5.125	5.125	880	07/28/2025
3130AUW42	12945	Federal Home Loan Bank		02/16/2023	10,000,000.00	9,980,200.00	10,000,000.00	5.160	5.160	352	02/16/2024
31422BUS7	12016	Federal Home Loan Mtg Corp		02/18/2020	25,000,000.00	23,518,500.00	25,000,000.00	1.680	1.680	720	02/18/2025
3134GVWR5	12144	Federal Home Loan Mtg Corp		05/22/2020	25,000,000.00	22,799,750.00	25,000,000.00	0.625	0.625	813	05/22/2025
3134GWND4	12199	Federal Home Loan Mtg Corp		08/12/2020	15,000,000.00	13,507,200.00	15,000,000.00	0.600	0.600	895	08/12/2025
3134GWN44	12219	Federal Home Loan Mtg Corp		09/11/2020	15,000,000.00	13,948,500.00	15,000,000.00	0.450	0.450	560	09/11/2024
3134GWUY0	12246	Federal Home Loan Mtg Corp		09/30/2020	15,000,000.00	13,770,000.00	15,000,000.00	0.400	0.400	670	12/30/2024
3134GWVJ2	12247	Federal Home Loan Mtg Corp		09/30/2020	15,000,000.00	13,908,150.00	15,000,000.00	0.400	0.400	579	09/30/2024
3134GWXX0	12248	Federal Home Loan Mtg Corp		09/30/2020	15,000,000.00	13,908,150.00	15,000,000.00	0.400	0.400	579	09/30/2024
3134GWVJ2	12249	Federal Home Loan Mtg Corp		09/30/2020	10,000,000.00	9,272,100.00	10,000,000.00	0.400	0.400	579	09/30/2024

**Alameda County Investment Pool  
Portfolio Management  
Portfolio Details - Investments  
February 28, 2023**

CUSIP	Investment #	Issuer	Average Balance	Purchase Date	Par Value	Market Value	Book Value	Stated Rate	YTM	Days to 365 Maturity	Maturity Date
<b>Agency Callables (Aaa/AA+)</b>											
3134GWXG6	12250	Federal Home Loan Mtg Corp		09/30/2020	10,000,000.00	9,185,200.00	10,000,000.00	0.430	0.430	670	12/30/2024
3134GWUY0	12251	Federal Home Loan Mtg Corp		09/30/2020	10,000,000.00	9,180,000.00	10,000,000.00	0.400	0.400	670	12/30/2024
3134GXB05	12300	Federal Home Loan Mtg Corp		11/12/2020	15,000,000.00	14,138,100.00	15,000,000.00	0.360	0.360	441	05/15/2024
3134GXDZ4	12318	Federal Home Loan Mtg Corp		11/25/2020	15,000,000.00	13,834,950.00	15,000,000.00	0.450	0.450	635	11/25/2024
3134GXBM5	12319	Federal Home Loan Mtg Corp		11/25/2020	15,000,000.00	13,394,100.00	15,000,000.00	0.600	0.600	987	11/12/2025
3134GXHD9	12359	Federal Home Loan Mtg Corp		12/23/2020	10,000,000.00	8,919,700.00	10,000,000.00	0.700	0.700	1,028	12/23/2025
3134GXQN7	12672	Federal Home Loan Mtg Corp		04/05/2022	10,000,000.00	9,975,100.00	10,000,000.00	2.350	1.798	35	04/05/2023
3134GXS07	12715	Federal Home Loan Mtg Corp		05/05/2022	25,000,000.00	24,120,500.00	25,000,000.00	3.020	3.020	615	11/05/2024
3134GXL44	12779	Federal Home Loan Mtg Corp		08/12/2022	15,000,000.00	14,591,250.00	15,000,000.00	4.000	4.000	895	08/12/2025
3134GXR63	12786	Federal Home Loan Mtg Corp		08/29/2022	20,000,000.00	19,467,400.00	20,000,000.00	4.050	4.050	911	08/28/2025
3134GXT87	12788	Federal Home Loan Mtg Corp		08/30/2022	25,000,000.00	24,403,750.00	25,000,000.00	4.000	4.000	730	02/28/2025
3134GXS88	12790	Federal Home Loan Mtg Corp		08/30/2022	10,000,000.00	9,761,500.00	10,000,000.00	4.000	4.000	730	02/28/2025
3134GXS88	12791	Federal Home Loan Mtg Corp		08/30/2022	10,000,000.00	9,761,500.00	10,000,000.00	4.000	4.000	730	02/28/2025
3134GXW34	12792	Federal Home Loan Mtg Corp		08/30/2022	20,000,000.00	19,535,200.00	20,000,000.00	4.250	4.250	911	08/28/2025
3134GXY65	12804	Federal Home Loan Mtg Corp		09/16/2022	15,000,000.00	14,592,750.00	15,000,000.00	4.250	4.250	1,111	03/16/2026
3134GX6A7	12827	Federal Home Loan Mtg Corp		10/25/2022	15,000,000.00	14,876,250.00	15,000,000.00	5.000	5.000	786	04/25/2025
3134GX4M3	12828	Federal Home Loan Mtg Corp		10/28/2022	10,000,000.00	9,918,900.00	10,000,000.00	5.080	5.080	604	10/25/2024
3134GX6Q2	12841	Federal Home Loan Mtg Corp		11/08/2022	15,000,000.00	14,877,900.00	15,000,000.00	5.750	5.750	1,713	11/08/2027
3134GY2K7	12846	Federal Home Loan Mtg Corp		11/15/2022	10,000,000.00	9,935,400.00	10,000,000.00	5.310	5.310	625	11/15/2024
3134GX7M0	12847	Federal Home Loan Mtg Corp		11/15/2022	15,000,000.00	14,859,150.00	15,000,000.00	5.150	5.150	1,171	05/15/2026
3134GY2A9	12850	Federal Home Loan Mtg Corp		11/17/2022	15,000,000.00	14,880,750.00	15,000,000.00	5.150	5.150	992	11/17/2025
3134GY4G4	12859	Federal Home Loan Mtg Corp		11/28/2022	25,000,000.00	24,802,250.00	25,000,000.00	5.020	5.025	544	08/26/2024
3134GY4H2	12863	Federal Home Loan Mtg Corp		11/30/2022	25,000,000.00	24,724,000.00	25,000,000.00	5.150	5.150	1,003	11/28/2025
3134GY6B3	12898	Federal Home Loan Mtg Corp		12/14/2022	25,000,000.00	24,777,250.00	25,000,000.00	5.100	5.102	1,293	09/14/2026
3134GY7M8	12901	Federal Home Loan Mtg Corp		12/16/2022	25,000,000.00	24,766,000.00	25,000,000.00	5.270	5.273	930	09/16/2025
3134GYAA0	12908	Federal Home Loan Mtg Corp		12/20/2022	25,000,000.00	24,852,750.00	25,000,000.00	5.145	5.145	477	06/20/2024
3134GYAW2	12910	Federal Home Loan Mtg Corp		12/22/2022	25,000,000.00	24,655,750.00	25,000,000.00	5.150	5.150	1,209	06/22/2026
3134GXR63	12918	Federal Home Loan Mtg Corp		01/20/2023	10,000,000.00	9,733,700.00	9,871,600.00	4.050	4.577	911	08/28/2025
3134GYE24	12921	Federal Home Loan Mtg Corp		01/26/2023	10,000,000.00	9,869,200.00	10,000,000.00	5.125	5.125	1,062	01/26/2026
3134GYEA6	12925	Federal Home Loan Mtg Corp		01/27/2023	30,000,000.00	29,679,600.00	30,000,000.00	5.300	5.300	1,063	01/27/2026
3134GYF98	12927	Federal Home Loan Mtg Corp		01/30/2023	10,000,000.00	9,897,100.00	10,000,000.00	5.000	5.000	699	01/28/2025
3134GYG30	12929	Federal Home Loan Mtg Corp		01/31/2023	5,000,000.00	4,937,900.00	5,000,697.22	5.020	5.028	972	10/28/2025
3134GXR01	12930	Federal Home Loan Mtg Corp		01/31/2023	5,000,000.00	4,790,900.00	4,885,965.28	3.050	4.422	803	05/12/2025
3134GYFT4	12936	Federal Home Loan Mtg Corp		02/07/2023	15,000,000.00	14,916,300.00	15,000,000.00	5.000	5.003	1,163	05/07/2026
3134GYJE3	12944	Federal Home Loan Mtg Corp		02/16/2023	25,000,000.00	24,866,250.00	25,000,000.00	5.200	5.200	1,629	08/16/2027
3136G4XV0	12181	Federal National Mtg Assn		06/30/2020	15,000,000.00	13,603,950.00	15,000,000.00	0.730	0.730	852	06/30/2025

**Alameda County Investment Pool  
Portfolio Management  
Portfolio Details - Investments  
February 28, 2023**

CUSIP	Investment #	Issuer	Average Balance	Purchase Date	Par Value	Market Value	Book Value	Stated Rate	YTM 365	Days to Maturity	Maturity Date
<b>Agency Callables (Aaa/AA+)</b>											
3136G4ZJ5	12184	Federal National Mtg Assn		07/21/2020	10,000,000.00	9,028,400.00	10,000,000.00	0.625	0.625	873	07/21/2025
3136G4A86	12185	Federal National Mtg Assn		07/21/2020	8,000,000.00	7,200,480.00	7,984,000.00	0.500	0.541	873	07/21/2025
3135G05X7	12209	Federal National Mtg Assn		08/27/2020	15,000,000.00	13,487,850.00	14,929,800.00	0.375	0.470	908	08/25/2025
3135G05X7	12210	Federal National Mtg Assn		08/27/2020	10,000,000.00	8,991,900.00	9,953,200.00	0.375	0.470	908	08/25/2025
3136G42F9	12211	Federal National Mtg Assn		08/27/2020	10,000,000.00	8,998,000.00	10,000,000.00	0.625	0.625	910	08/27/2025
3136G44U4	12265	Federal National Mtg Assn		10/20/2020	10,000,000.00	8,922,500.00	10,000,000.00	0.500	0.500	964	10/20/2025
3135G06C2	12278	Federal National Mtg Assn		10/29/2020	15,000,000.00	13,409,700.00	15,000,000.00	0.600	0.600	973	10/29/2025
3135GA2Z3	12304	Federal National Mtg Assn		11/17/2020	10,000,000.00	8,915,300.00	9,995,000.00	0.560	0.570	992	11/17/2025
3135GA3G4	12317	Federal National Mtg Assn		11/25/2020	10,000,000.00	9,215,100.00	10,000,000.00	0.400	0.400	635	11/25/2024
3135GAA76	12343	Federal National Mtg Assn		12/09/2020	20,000,000.00	18,093,800.00	20,000,000.00	0.540	0.540	831	06/09/2025
3135GABT7	12355	Federal National Mtg Assn		12/16/2020	20,000,000.00	18,063,800.00	20,000,000.00	0.500	0.500	838	06/16/2025
3135GA7L9	12356	Federal National Mtg Assn		12/16/2020	20,000,000.00	18,063,800.00	20,000,000.00	0.500	0.500	838	06/16/2025
3135G06V0	12849	Federal National Mtg Assn		11/16/2022	20,000,000.00	19,493,800.00	19,672,460.00	4.125	4.758	911	08/28/2025
3135GACY5	12856	Federal National Mtg Assn		11/25/2022	10,000,000.00	9,939,500.00	10,000,000.00	5.600	5.600	1,000	11/25/2025
3135GAD65	12858	Federal National Mtg Assn		11/28/2022	20,000,000.00	19,793,000.00	20,000,000.00	5.200	5.200	1,001	11/26/2025
3135GADS7	12911	Federal National Mtg Assn		12/23/2022	20,000,000.00	19,764,600.00	20,000,000.00	5.000	5.000	845	06/23/2025
3135G06Y4	12946	Federal National Mtg Assn		02/17/2023	10,000,000.00	9,950,300.00	10,000,000.00	5.200	5.272	1,084	02/17/2026
<b>Subtotal and Average</b>			<b>2,798,777,186.30</b>		<b>2,820,590,000.00</b>	<b>2,665,372,613.55</b>	<b>2,818,026,815.76</b>		<b>2.366</b>	<b>810</b>	
<b>Asset Backed Securities</b>											
14315XAC2	11977	CarMax Auto Owner Trust		01/22/2020	755,822.85	755,674.56	755,674.56	1.300	1.291	656	12/16/2024
14043MAC5	12019	Capital One Prime Auto Rec		02/19/2020	1,105,835.41	1,098,669.60	1,105,600.31	1.600	1.615	625	11/15/2024
14043MAC5	12043	Capital One Prime Auto Rec		03/18/2020	1,290,141.30	1,281,781.18	1,268,571.75	1.600	2.360	625	11/15/2024
36258NAC6	11972	GM Financial		01/15/2020	227,844.45	226,985.48	227,790.79	1.840	1.858	565	09/16/2024
43813VAC2	11923	Hyundai Auto Rec Trust		11/26/2019	568,225.87	567,271.25	568,124.61	1.830	1.846	323	01/18/2024
43813RAC1	12024	Hyundai Auto Rec Trust		02/26/2020	1,559,039.60	1,547,986.01	1,558,734.03	1.610	1.625	418	04/22/2024
41284UAD6	11988	Harley Davidson Motorcycle		01/29/2020	50,790.14	50,728.68	50,779.06	1.870	1.887	594	10/15/2024
89233MAD5	11905	Toyota Auto Rec Owners Trust		11/13/2019	62,171.90	62,097.92	62,167.41	1.920	1.931	321	01/16/2024
<b>Subtotal and Average</b>			<b>6,910,848.57</b>		<b>5,619,871.47</b>	<b>5,591,194.63</b>	<b>5,597,442.47</b>		<b>1.782</b>	<b>535</b>	
<b>Municipal Bonds</b>											
072024WP3	12038	Bay Area Ca Tran		03/17/2020	10,000,000.00	9,719,400.00	10,264,600.00	2.254	1.570	397	04/01/2024
072024WP3	12039	Bay Area Ca Tran		03/17/2020	10,000,000.00	9,719,400.00	10,264,600.00	2.254	1.575	397	04/01/2024
13063DRJ9	11878	St. of California		10/24/2019	5,000,000.00	4,919,700.00	5,100,050.00	2.400	1.870	214	10/01/2023
13032UB98	12692	California Health Facility		04/07/2022	1,000,000.00	970,830.00	1,000,000.00	2.670	2.671	458	06/01/2024
13032UC22	12693	California Health Facility		04/07/2022	2,715,000.00	2,598,173.55	2,715,000.00	2.991	2.992	823	06/01/2025



**Alameda County Investment Pool  
Portfolio Management  
Portfolio Details - Investments  
February 28, 2023**

CUSIP	Investment #	Issuer	Average Balance	Purchase Date	Par Value	Market Value	Book Value	Stated Rate	YTM 365	Days to Maturity	Maturity Date
<b>Municipal Bonds</b>											
13032UC30	12694	California Health Facility		04/07/2022	2,500,000.00	2,358,150.00	2,500,000.00	3.044	3.045	1,188	06/01/2026
91412HGE7	12262	UNIVHGR		10/19/2020	9,580,000.00	8,763,400.80	9,661,525.80	0.883	0.721	806	05/15/2025
<b>Subtotal and Average</b>			<b>41,505,775.80</b>		<b>40,795,000.00</b>	<b>39,049,054.35</b>	<b>41,505,775.80</b>		<b>1.619</b>	<b>547</b>	
<b>Total and Average</b>			<b>8,911,530,240.49</b>		<b>9,152,777,871.47</b>	<b>8,833,312,155.96</b>	<b>9,118,538,935.52</b>		<b>2.745</b>	<b>463</b>	

**Alameda County Investment Pool  
Transaction Activity Report  
February 1, 2023 - February 28, 2023  
Sorted by Fund - Transaction Type  
All Funds**

Investment #	Fund	CUSIP	Inv Descrip	TransactionType	TransactionDate	Issuer	New Principal	Principal Paydowns	Interest	Total Cash
12932	100	594918BY9	MICROSOFT CORP,	Purchase	02/06/2023	Mircosoft Inc.	4,867,300.00			-4,867,300.00
12933	100	594918BY9	MICROSOFT CORP,	Purchase	02/06/2023	Mircosoft Inc.	4,863,500.00			-4,863,500.00
12935	100	037833DB3	APPLE INC, SR GLBL	Purchase	02/07/2023	Apple Inc.	20,814,394.36			-20,814,394.36
12936	100	3134GYFT4	FEDERAL HOME LN	Purchase	02/07/2023	Federal Home Loan	15,000,000.00			-15,000,000.00
12937	100	3133EPAF2	FEDERAL FARM CR	Purchase	02/08/2023	Federal Farm Credit	19,990,000.00			-19,990,000.00
12941	100	SYS12941	EWEST 0.99% MAT	Purchase	02/10/2023	East West Bank	40,000,000.00			-40,000,000.00
12938	100	313384SW0	FHLBDN ZERO CPN	Purchase	02/10/2023	Federal Home Loan	47,583,444.44			-47,583,444.44
12939	100	313384SW0	FHLBDN ZERO CPN	Purchase	02/10/2023	Federal Home Loan	47,583,444.44			-47,583,444.44
12943	100	SYS12943	EWEST 4.8% MAT	Purchase	02/15/2023	East West Bank	40,000,000.00			-40,000,000.00
12942	100	713448FO6	PEPSICO INC, SR NTP	Purchase	02/15/2023	Pepsi Inc.	2,998,260.00			-2,998,260.00
12945	100	3130AUW42	FEDERAL HOME	Purchase	02/16/2023	Federal Home Loan	10,000,000.00			-10,000,000.00
12944	100	3134GYJE3	FEDERAL HOME LN	Purchase	02/16/2023	Federal Home Loan	25,000,000.00			-25,000,000.00
12946	100	3135G06Y4	FNMA 5.2% MAT	Purchase	02/17/2023	Federal National Mtg	10,000,000.00			-10,000,000.00
12947	100	3133EPBF1	FEDERAL FARM CR	Purchase	02/21/2023	Federal Farm Credit	15,479,230.00			-15,479,230.00
12949	100	3130ATVD6	FEDERAL HOME	Purchase	02/28/2023	Federal Home Loan	5,057,156.25			-5,057,156.25
12848	100	3134GX5W0	FEDERAL HOME LN	Redemption	02/16/2023	Federal Home Loan		15,000,000.00		15,000,000.00
11785	100	3133EKUA2	FEDERAL FARM CR	Redemption	02/01/2023	Federal Farm Credit		15,000,000.00		15,000,000.00
12020	100	3130AJ7E3	FHLB 1.375% MAT	Redemption	02/17/2023	Federal Home Loan		14,000,000.00		14,000,000.00
12023	100	3130AJ7E3	FHLB 1.375% MAT	Redemption	02/17/2023	Federal Home Loan		15,000,000.00		15,000,000.00
12078	100	88579YBL4	3M CO, SR GLBL NT	Redemption	02/14/2023	3M Corp		4,761,000.00		4,761,000.00
12640	100	SYS12640	EWEST 0.15% MAT	Redemption	02/02/2023	East West Bank		40,000,000.00		40,000,000.00
12730	100	63873QTL8	NATXNY 2.34% MAT	Redemption	02/01/2023	Natixis North Americ		50,000,000.00		50,000,000.00
12802	100	63873QTM6	NATXNY 2.38% MAT	Redemption	02/15/2023	Natixis North Americ		50,000,000.00		50,000,000.00
12823	100	46640QPN5	JPMSSC 4.43% MAT	Redemption	02/22/2023	JP Morgan Sec		50,000,000.00		50,000,000.00
12851	100	912796T33	UNITED STATES	Redemption	02/23/2023	Treasury Bill		50,000,000.00		50,000,000.00
12853	100	912796XT1	UNITED STATES	Redemption	02/02/2023	Treasury Bill		50,000,000.00		50,000,000.00
12900	100	313384BW8	FHLBDN DISC NOTE	Redemption	02/14/2023	Federal Home Loan		50,000,000.00		50,000,000.00
12904	100	313384BX6	FHLBDN DISC NOTE	Redemption	02/15/2023	Federal Home Loan		50,000,000.00		50,000,000.00
12941	100	SYS12941	EWEST 0.99% MAT	Redemption	02/15/2023	East West Bank		40,000,000.00		40,000,000.00
11856	100	02007RAC3	ALLYA 1.93% MAT	Redemption	02/15/2023	Ally Auto Receivable		87,700.54		87,700.54
11859	100	14043TAF3	COPAR 1.92% MAT	Redemption	02/15/2023	Capital One Prime Au		120,269.62		120,269.62
11905	100	89233MAD5	TAOT 1.92% MAT	Redemption	02/15/2023	Toyota Auto Rec		247,285.50		247,285.50
11915	100	34531KAD4	FORDO 1.3% MAT	Redemption	02/15/2023	Ford Credit Auto Own		150,532.90		150,532.90
11942	100	02007TAC9	ALLYA 1.84% MAT	Redemption	02/15/2023	Ally Auto Receivable		52,270.67		52,270.67
11977	100	14315XAC2	CARMX 1.3% MAT	Redemption	02/15/2023	CarMax Auto Owner		109,193.52		109,193.52

Portfolio POOL

RC

**Alameda County Investment Pool  
Transaction Activity Report  
Sorted by Fund - Transaction Type**

Investment #	Fund	CUSIP	Inv Descrip	TransactionType	TransactionDate	Issuer	New Principal	Principal Paydowns	Interest	Total Cash
11988	100	41284UAD6	HDMOT 1.87% MAT	Redemption	02/15/2023	Harley Davidson Moto		79,463.24		<b>79,463.24</b>
12019	100	14043MAC5	COPAR 1.6% MAT	Redemption	02/15/2023	Capital One Prime Au		216,401.64		<b>216,401.64</b>
12043	100	14043MAC5	COPAR 1.6% MAT	Redemption	02/15/2023	Capital One Prime Au		252,468.58		<b>252,468.58</b>
11972	100	36258NAC6	GMCAR 1.84% MAT	Redemption	02/16/2023	GM Financial		73,384.55		<b>73,384.55</b>
11760	100	14042WAC4	COPAR 2.51% MAT	Redemption	02/17/2023	Capital One Prime Au				<b>0.00</b>
11923	100	43813VAC2	HART 1.83% MAT	Redemption	02/21/2023	Hyundai Auto Rec Tru		471,792.20		<b>471,792.20</b>
12024	100	43813RAC1	HART 1.61% MAT	Redemption	02/21/2023	Hyundai Auto Rec Tru		394,247.20		<b>394,247.20</b>
11657	100	3135G0V34	FNMA 2.5% MAT	Interest	02/06/2023	Federal National Mtg			250,000.00	<b>250,000.00</b>
11658	100	3135G0V34	FNMA 2.5% MAT	Interest	02/06/2023	Federal National Mtg			250,000.00	<b>250,000.00</b>
11744	100	9128282D1	UNITED STATES	Interest	02/28/2023	U.S. Treasury			343,750.00	<b>343,750.00</b>
11755	100	31422BFL9	FAMCA 2.4% MAT	Interest	03/01/2023	Farmer Mac			300,000.00	<b>300,000.00</b>
11783	100	594918BQ6	MICROSOFT CORP,	Interest	02/08/2023	Mircosoft Inc.			41,570.00	<b>41,570.00</b>
11785	100	3133EKUA2	FEDERAL FARM CR	Interest	02/01/2023	Federal Farm Credit			138,750.00	<b>138,750.00</b>
11812	100	3133EKZK5	FEDERAL FARM CR	Interest	02/14/2023	Federal Farm Credit			160,000.00	<b>160,000.00</b>
11814	100	3133EKA63	FEDERAL FARM CR	Interest	02/16/2023	Federal Farm Credit			80,000.00	<b>80,000.00</b>
11815	100	3130AGWK7	FEDERAL HOME	Interest	02/15/2023	Federal Home Loan			90,000.00	<b>90,000.00</b>
11816	100	3130AGWK7	FEDERAL HOME	Interest	02/15/2023	Federal Home Loan			150,000.00	<b>150,000.00</b>
11817	100	3130AGWK7	FEDERAL HOME	Interest	02/15/2023	Federal Home Loan			150,000.00	<b>150,000.00</b>
11832	100	9128282D1	UNITED STATES	Interest	02/28/2023	U.S. Treasury			343,750.00	<b>343,750.00</b>
12006	100	69371RQ66	PACCAR FINL CORP	Interest	02/06/2023	PACCAR Financial			90,000.00	<b>90,000.00</b>
12014	100	3137EAEP0	FEDERAL HOME LN	Interest	02/13/2023	Federal Home Loan			112,500.00	<b>112,500.00</b>
12015	100	3137EAEP0	FEDERAL HOME LN	Interest	02/13/2023	Federal Home Loan			75,000.00	<b>75,000.00</b>
12016	100	31422BUS7	FEDERAL AGRIC	Interest	02/21/2023	Federal Home Loan			210,000.00	<b>210,000.00</b>
12020	100	3130AJ7E3	FHLB 1.375% MAT	Interest	02/17/2023	Federal Home Loan			96,250.00	<b>96,250.00</b>
12023	100	3130AJ7E3	FHLB 1.375% MAT	Interest	02/17/2023	Federal Home Loan			103,125.00	<b>103,125.00</b>
12078	100	88579YBL4	3M CO, SR GLBL NT	Interest	02/14/2023	3M Corp			41,658.75	<b>41,658.75</b>
12199	100	3134GWND4	FEDERAL HOME LN	Interest	02/13/2023	Federal Home Loan			45,000.00	<b>45,000.00</b>
12200	100	037833DX5	AAPL 0.55% MAT	Interest	02/21/2023	Apple Inc.			13,750.00	<b>13,750.00</b>
12201	100	037833DX5	AAPL 0.55% MAT	Interest	02/21/2023	Apple Inc.			13,750.00	<b>13,750.00</b>
12204	100	3137EAEV7	FEDERAL HOME LN	Interest	02/24/2023	Federal Home Loan			12,500.00	<b>12,500.00</b>
12205	100	3137EAEV7	FEDERAL HOME LN	Interest	02/24/2023	Federal Home Loan			12,500.00	<b>12,500.00</b>
12209	100	3135G05X7	FEDERAL NATL MTG	Interest	02/27/2023	Federal National Mtg			28,125.00	<b>28,125.00</b>
12210	100	3135G05X7	FEDERAL NATL MTG	Interest	02/27/2023	Federal National Mtg			18,750.00	<b>18,750.00</b>
12211	100	3136G42F9	FEDERAL NATL MTG	Interest	02/27/2023	Federal National Mtg			31,250.00	<b>31,250.00</b>
12387	100	037833EB2	AAPL 0.745928%	Interest	02/08/2023	Apple Inc.			70,000.00	<b>70,000.00</b>
12390	100	459058JS3	IBRD 0.65% MAT	Interest	02/10/2023	International Bank R			48,750.00	<b>48,750.00</b>
12391	100	3130AKXB7	FEDERAL HOME	Interest	02/13/2023	Federal Home Loan			29,000.00	<b>29,000.00</b>
12392	100	3130AKXB7	FEDERAL HOME	Interest	02/13/2023	Federal Home Loan			58,000.00	<b>58,000.00</b>
12393	100	3130AKWA0	FEDERAL HOME	Interest	02/13/2023	Federal Home Loan			33,800.00	<b>33,800.00</b>
12394	100	3130AKXQ4	FEDERAL HOME	Interest	02/13/2023	Federal Home Loan			45,000.00	<b>45,000.00</b>
12395	100	3130AKVR4	FEDERAL HOME	Interest	02/13/2023	Federal Home Loan			55,000.00	<b>55,000.00</b>

**Alameda County Investment Pool  
Transaction Activity Report  
Sorted by Fund - Transaction Type**

Investment #	Fund	CUSIP	Inv Descrip	TransactionType	TransactionDate	Issuer	New Principal	Principal Paydowns	Interest	Total Cash
12396	100	46647PB1	JPM 0.563% MAT	Interest	02/16/2023	J.P. Morgan			14,075.00	<b>14,075.00</b>
12397	100	3130AL3S1	FEDERAL HOME	Interest	02/17/2023	Federal Home Loan			31,250.00	<b>31,250.00</b>
12400	100	45905U5Y6	IBRD 0.6% MAT	Interest	02/21/2023	International Bank R			28,500.00	<b>28,500.00</b>
12401	100	45905U5Y6	IBRD 0.6% MAT	Interest	02/21/2023	International Bank R			30,000.00	<b>30,000.00</b>
12402	100	53961LAH2	LISC 0.5% MAT	Interest	02/15/2023	Local Initiatives Su			6,250.00	<b>6,250.00</b>
12403	100	3130ALEM2	FEDERAL HOME	Interest	02/27/2023	Federal Home Loan			59,250.00	<b>59,250.00</b>
12406	100	3130AKZ25	FEDERAL HOME	Interest	02/27/2023	Federal Home Loan			32,500.00	<b>32,500.00</b>
12408	100	91282CBM2	UNITED STATES	Interest	02/15/2023	U.S. Treasury			31,250.00	<b>31,250.00</b>
12409	100	91282CBQ3	UNITED STATES	Interest	02/28/2023	U.S. Treasury			62,500.00	<b>62,500.00</b>
12414	100	45906M2L4	IBRD 0.84636% MAT	Interest	02/24/2023	International Bank R			48,750.00	<b>48,750.00</b>
12486	100	48128G4R8	JPMORGAN CHASE	Interest	02/17/2023	J.P. Morgan			57,500.00	<b>57,500.00</b>
12494	100	3130ANSC53	FHLB 1.% MAT	Interest	02/27/2023	Federal Home Loan			75,000.00	<b>75,000.00</b>
12495	100	3130ANWK24	FHLB 0.65% MAT	Interest	02/27/2023	Federal Home Loan			81,250.00	<b>81,250.00</b>
12496	100	3130ANWG1	FEDERAL HOME	Interest	02/27/2023	Federal Home Loan			62,500.00	<b>62,500.00</b>
12572	100	3130APUP8	FEDERAL HOME	Interest	02/23/2023	Federal Home Loan			93,750.00	<b>93,750.00</b>
12596	100	91282CCT6	UNITED STATES	Interest	02/15/2023	U.S. Treasury			93,750.00	<b>93,750.00</b>
12604	100	91282CCU3	UNITED STATES	Interest	02/28/2023	U.S. Treasury			31,250.00	<b>31,250.00</b>
12605	100	91282CCU3	UNITED STATES	Interest	02/28/2023	U.S. Treasury			31,250.00	<b>31,250.00</b>
12606	100	91282CCT6	UNITED STATES	Interest	02/15/2023	U.S. Treasury			93,750.00	<b>93,750.00</b>
12635	100	89788JAA79	TRUIST 1.5% MAT	Interest	03/10/2023	Truist Bank			75,000.00	<b>75,000.00</b>
12637	100	742718FV6	PROCTER &	Interest	02/01/2023	Proctor & Gamble			190,000.00	<b>190,000.00</b>
12640	100	SYS12640	EWEST 0.15% MAT	Interest	02/02/2023	East West Bank			33,000.00	<b>33,000.00</b>
12642	100	3133ENPG9	FEDERAL FARM CR	Interest	02/14/2023	Federal Farm Credit			131,250.00	<b>131,250.00</b>
12645	100	3130AQUT8	FEDERAL HOME	Interest	02/17/2023	Federal Home Loan			100,500.00	<b>100,500.00</b>
12647	100	3130AQVM2	FEDERAL HOME	Interest	02/27/2023	Federal Home Loan			87,500.00	<b>87,500.00</b>
12648	100	3130AQUY7	FEDERAL HOME	Interest	02/27/2023	Federal Home Loan			102,500.00	<b>102,500.00</b>
12652	100	3130AQT78	FEDERAL HOME	Interest	02/28/2023	Federal Home Loan			131,250.00	<b>131,250.00</b>
12660	100	SYS12660	SELFHP 1.% MAT	Interest	02/14/2023	Self-Help Federal Cr			198.06	<b>198.06</b>
12730	100	63873QTL8	NATXNY 2.34% MAT	Interest	02/01/2023	Natixis North Americ			910,000.00	<b>910,000.00</b>
12740	100	3130ARYU9	FEDERAL HOME	Interest	02/23/2023	Federal Home Loan			150,000.00	<b>150,000.00</b>
12741	100	3130AS3H0	FEDERAL HOME	Interest	02/27/2023	Federal Home Loan			328,125.00	<b>328,125.00</b>
12742	100	SYS12742	UB-LOC 0.5% MAT	Interest	02/10/2023	Union Bank - LOC			2,152.78	<b>2,152.78</b>
12767	100	SYS12767	EWEST 3.% MAT	Interest	02/02/2023	East West Bank			58,333.33	<b>58,333.33</b>
12777	100	194162AM5	CP 3.1% MAT	Interest	02/15/2023	Colgate Palmolive			48,050.00	<b>48,050.00</b>
12778	100	3130ASUT4	FEDERAL HOME	Interest	02/10/2023	Federal Home Loan			117,375.00	<b>117,375.00</b>
12779	100	3134GXL44	FEDERAL HOME LN	Interest	02/13/2023	Federal Home Loan			300,000.00	<b>300,000.00</b>
12785	100	31422XE40	FAMCA 4.% MAT	Interest	02/24/2023	Farmer Mac			308,333.34	<b>308,333.34</b>
12786	100	3134GXR63	FEDERAL HOME LN	Interest	02/28/2023	Federal Home Loan			405,000.00	<b>405,000.00</b>
12787	100	3130ASZD4	FEDERAL HOME	Interest	02/28/2023	Federal Home Loan			306,308.34	<b>306,308.34</b>
12788	100	3134GXT87	FEDERAL HOME LN	Interest	02/28/2023	Federal Home Loan			494,444.45	<b>494,444.45</b>
12789	100	3130ASYZ6	FEDERAL HOME	Interest	02/28/2023	Federal Home Loan			494,444.45	<b>494,444.45</b>

**Alameda County Investment Pool  
Transaction Activity Report  
Sorted by Fund - Transaction Type**

Investment #	Fund	CUSIP	Inv Descrip	TransactionType	TransactionDate	Issuer	New Principal	Principal Paydowns	Interest	Total Cash
12790	100	3134GXS88	FEDERAL HOME LN	Interest	02/28/2023	Federal Home Loan			197,777.78	197,777.78
12791	100	3134GXS88	FEDERAL HOME LN	Interest	02/28/2023	Federal Home Loan			197,777.78	197,777.78
12792	100	3134GXW34	FEDERAL HOME LN	Interest	02/28/2023	Federal Home Loan			420,277.78	420,277.78
12797	100	SYS12797	BANKSF 3.03% MAT	Interest	02/06/2023	Bank of San Francisc			38,716.67	38,716.67
12802	100	63873QTM6	NATXNY 2.38% MAT	Interest	02/15/2023	Natixis North Americ			971,833.35	971,833.35
12806	100	3130ASYR4	FEDERAL HOME	Interest	02/28/2023	Federal Home Loan			494,444.45	494,444.45
12818	100	SYS12818	BRIDGE 4.0% MAT	Interest	02/06/2023	Bridge Bank			84,987.34	84,987.34
12821	100	SYS12821	SIGNA 3.85% MAT	Interest	02/06/2023	Signature Bank			65,500.83	65,500.83
12823	100	46640QPN5	JPMSSC 4.43% MAT	Interest	02/22/2023	JP Morgan Sec			775,250.00	775,250.00
12848	100	3134GX5W0	FEDERAL HOME LN	Interest	02/16/2023	Federal Home Loan			206,250.00	206,250.00
12849	100	3135G06V0	FEDERAL NATL MTG	Interest	02/28/2023	Federal National Mtg			407,916.66	407,916.66
12859	100	3134GY4G4	FEDERAL HOME LN	Interest	02/27/2023	Federal Home Loan			306,777.78	306,777.78
12918	100	3134GXR63	FEDERAL HOME LN	Interest	02/28/2023	Federal Home Loan			202,500.00	202,500.00
12919	100	SYS12919	EWEST 2.9% MAT	Interest	02/02/2023	East West Bank			42,794.44	42,794.44
12941	100	SYS12941	EWEST 0.99% MAT	Interest	02/15/2023	East West Bank			5,500.00	5,500.00
11856	100	02007RAC3	ALLYA 1.93% MAT	Interest	02/15/2023	Ally Auto Receivable			141.06	141.06
11859	100	14043TAF3	COPAR 1.92% MAT	Interest	02/15/2023	Capital One Prime Au			192.43	192.43
11905	100	89233MAD5	TAOT 1.92% MAT	Interest	02/15/2023	Toyota Auto Rec			495.13	495.13
11915	100	34531KAD4	FORDO 1.3% MAT	Interest	02/15/2023	Ford Credit Auto Own			234.58	234.58
11942	100	02007TAC9	ALLYA 1.84% MAT	Interest	02/15/2023	Ally Auto Receivable			80.15	80.15
11977	100	14315XAC2	CARMX 1.3% MAT	Interest	02/15/2023	CarMax Auto Owner			1,362.40	1,362.40
11988	100	41284UAD6	HDMOT 1.87% MAT	Interest	02/15/2023	Harley Davidson Moto			202.98	202.98
12019	100	14043MAC5	COPAR 1.6% MAT	Interest	02/15/2023	Capital One Prime Au			1,762.98	1,762.98
12043	100	14043MAC5	COPAR 1.6% MAT	Interest	02/15/2023	Capital One Prime Au			2,056.81	2,056.81
11972	100	36258NAC6	GMCAR 1.84% MAT	Interest	02/16/2023	GM Financial			461.89	461.89
11760	100	14042WAC4	COPAR 2.51% MAT	Interest	02/17/2023	Capital One Prime Au				0.00
11923	100	43813VAC2	HART 1.83% MAT	Interest	02/21/2023	Hyundai Auto Rec Tru			1,586.03	1,586.03
12024	100	43813RAC1	HART 1.61% MAT	Interest	02/21/2023	Hyundai Auto Rec Tru			2,620.66	2,620.66
12806	100	3130ASYR4	FEDERAL HOME	Accr Int	02/28/2023	Federal Home Loan		75,000.00	-75,000.00	0.00
12849	100	3135G06V0	FEDERAL NATL MTG	Accr Int	02/28/2023	Federal National Mtg		174,166.67	-174,166.67	0.00
12918	100	3134GXR63	FEDERAL HOME LN	Accr Int	02/28/2023	Federal Home Loan		158,625.00	-158,625.00	0.00
<b>Totals for General Fund</b>							<b>309,236,729.49</b>	<b>496,423,801.83</b>	<b>13,301,328.79</b>	<b>200,488,401.13</b>
<b>Grand Total</b>							<b>309,236,729.49</b>	<b>496,423,801.83</b>	<b>13,301,328.79</b>	<b>200,488,401.13</b>