



T R E A S U R E R - T A X C O L L E C T O R

HENRY C. LEVY
TREASURER - TAX COLLECTOR

May 26, 2023

Board of Supervisors
County of Alameda
1221 Oak Street, 5th Floor
Oakland, CA 94612

Dear Board Members:

RE: Investment Report – April 2023

In accordance with the Treasurer’s investment policy, submitted herewith is a report of the cash pool investments for the month of April 2023. Enclosed with this report is a detailed composition of all outstanding investments by securities category as of April 30, 2023. This report reflects the market value and cost of purchase. All investments in the Treasurer’s investment portfolio conform to the statutory requirements of Government Code Section 53601 et. seq., authorities delegated by the County Board of Supervisors and the Treasurer’s investment policy.

As of April 30, 2023

Treasurer’s Investment Pool – Book Value	\$ 10,120,407,202
Treasurer’s Investment Pool – Market Value	9,912,853,597
Total Cash in Bank	47,926,880
Total interest received during the month	11,257,555
Average Maturity of the portfolio	438 days
Annualized cash basis rate of return for the month	1.38%

Liquidity Summary of the Portfolio as of April 30, 2023

Maturity	Amount	Percentage Held
1 to 90 days	\$ 3,011,880,719	29.76%
91 to 365 days	2,310,783,688	22.83%
2 years	2,239,179,350	22.13%
3 years	1,723,738,964	17.03%
4 years	640,289,944	6.33%
5 years	194,534,537	1.92%
Total	\$10,120,407,202	100.00%

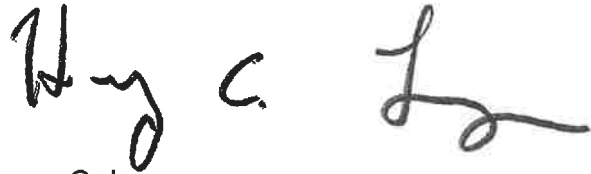
Conclusion

Based on investment activity during the month of April 2023, the Treasurer expects to meet all operating cash needs for the pool participants within the next six months from the portfolio's most liquid assets and current revenues. For your review, a copy of the Investment Status Report and transaction details for the month of April 2023 is attached and on file with the Office of the Clerk of the Board of Supervisors.

Vision 2026 Goal

The Investment Report meets the 10x goal of **Accessible Infrastructure** in support of our shared vision of **Prosperous and Vibrant Economy**.

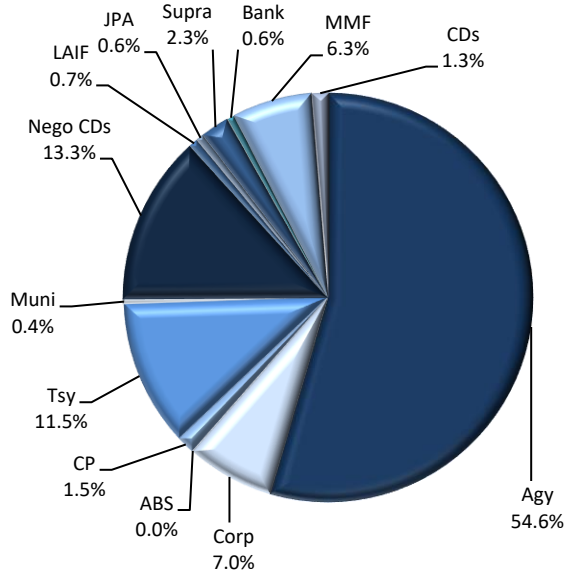
Very truly yours,

A handwritten signature in black ink, appearing to read "Henry C. Levy". The signature is written in a cursive style with a large initial "H" and a long, sweeping underline.

Henry C. Levy
Treasurer – Tax Collector

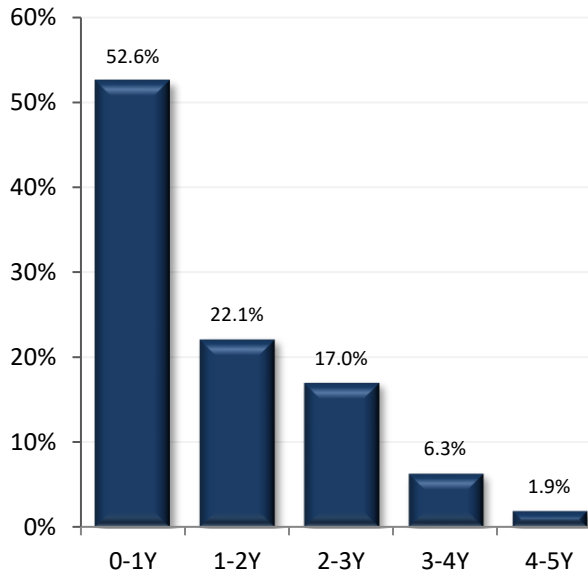
cc: Susan Muranishi, County Administrator
Melissa Wilk, Auditor-Controller
School District and Special District Participants
Members of the Treasury Oversight Committee

SECTOR ALLOCATION



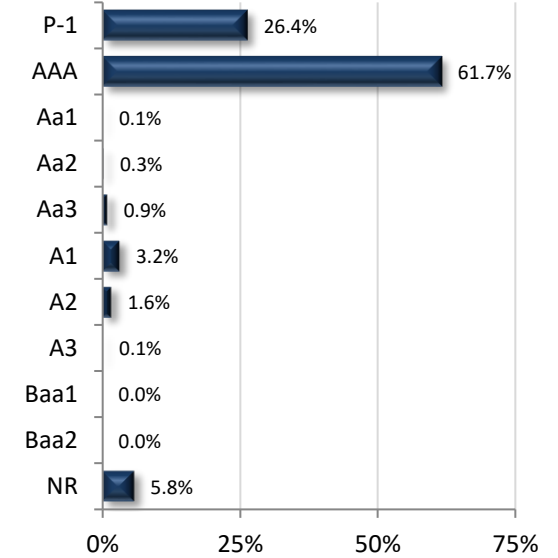
Per Book Value

MATURITY DISTRIBUTION



Per Book Value

CREDIT QUALITY (MOODY'S)



NR: Not Rated

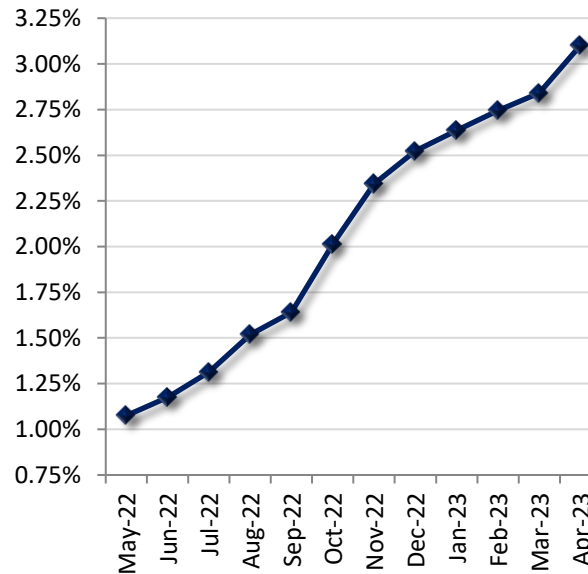
ACCOUNT SUMMARY

	4/30/23	3/31/23
Market Value	\$9,912,853,597	\$8,956,216,613
Book Value*	\$10,120,407,202	\$9,170,771,224
Unrealized G/L	-\$207,553,605	-\$214,554,611
Par Value	\$10,172,800,379	\$9,207,599,743
Net Asset Value	\$97.949	\$97.660
Book Yield	3.10%	2.84%
Years to Maturity	1.20	1.26
Effective Duration	0.96	1.04

*Book Value is not Amortized

**Note: 50mm maturity on 8/31 was credited the following business day and will show on our September 2019 reports.

PORTFOLIO BOOK YIELD HISTORY



TOP ISSUERS

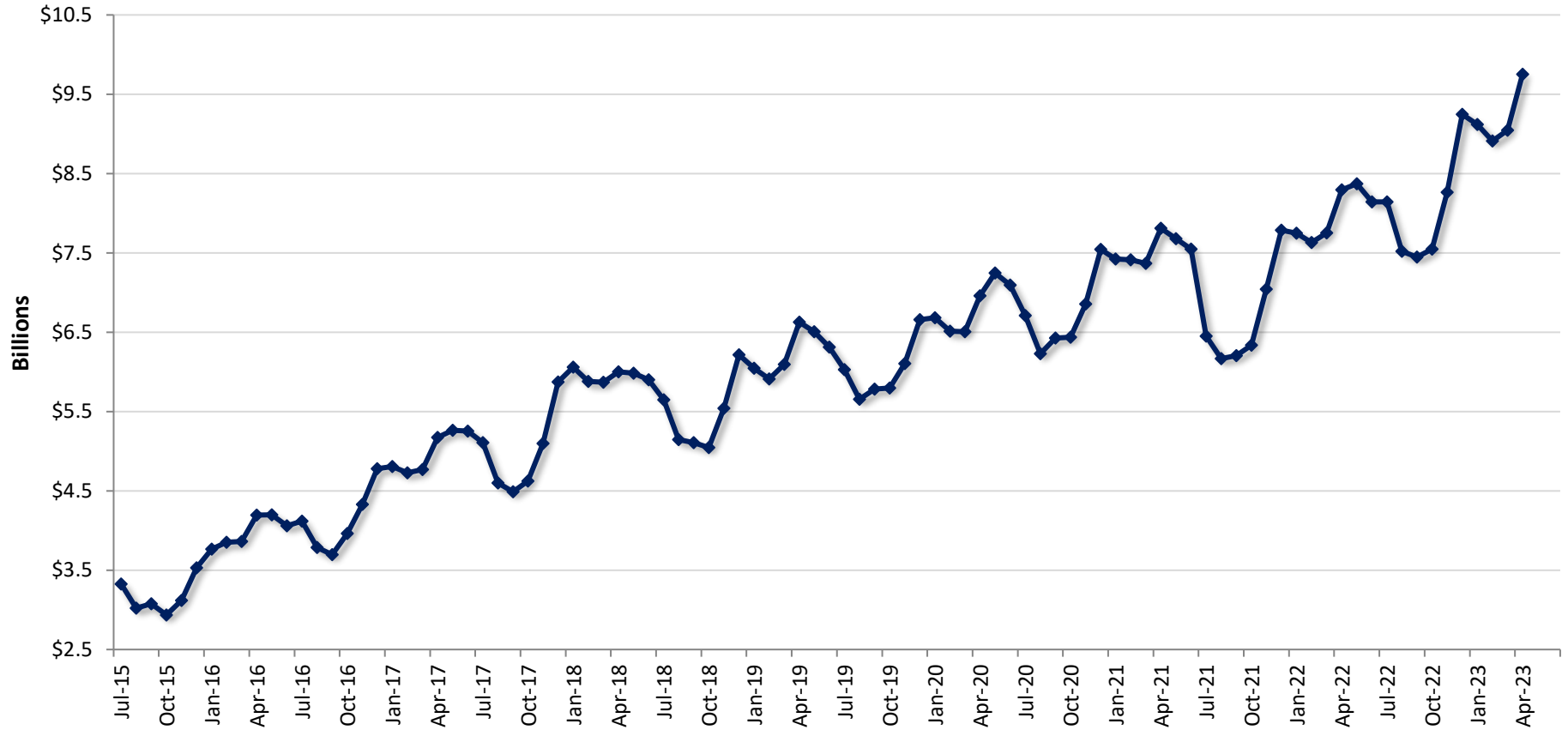
Issuer	% Portfolio
Federal Home Loan Bank	20.9%
Federal Home Loan Mtg Corp	11.4%
U.S. Treasury	10.5%
Federal Home Loan Bk Disc Note	9.7%
Federal National Mtg Assn	6.3%
Natixis North America	4.9%
Toronto Dominion Bank	4.6%
Farmer Mac	3.2%
Western Asset Govt 4512	3.0%
Bank of Montreal	3.0%
Federal Farm Credit Bank	2.9%
State Street Institutional US	2.2%
Toyota Motor Credit Corp	1.3%
International Bank Recon & D	1.3%
Amazon	1.0%

Per Book Value

Item / Sector	Parameters	In Compliance
Weighted Average Maturity	Maximum WAM of 3.0 years	Yes 1.2 yrs
U.S. Treasury and Federal Agency Obligations	No sector limit; no issuer limit; max maturity 5 years	Yes 66.0%
Debt Issued by State of CA and Local Agencies within the State	20% limit; 5% issuer limit; Minimum rating of A by at least one NRSRO; max maturity 5 years	Yes 0.4%
LAIF	Maximum amount permitted by LAIF (currently \$75 million limit)	Yes \$72 Mil
Joint Powers Authority (CAMP)	Max Limit: Twice the limit of LAIF deposits (currently \$150 million limit)	Yes \$20 Mil
Joint Powers Authority (CalTrust)	Max Limit: Twice the limit of LAIF deposits (currently \$150 million limit)	Yes \$40 Mil
Money Market Mutual Funds	20% limit; 10% per fund limit; SEC registered with stable NAV; Rated AAAM or equivalent by at least two of the three rating agencies or meet advisor requirements	Yes 6.3%
Commercial Paper (Includes Asset Backed)	25% sector limit; 10% combined issuer limit; Max maturity of 270 days; Rated A-1, P-1, or F-1; Total assets over \$500mm; Asset Backed CP Must have program-wide credit enhancements	Yes 1.5%
Negotiable CDs	30% limit; 10% combined issuer limit; Minimum rating of A by rating agency if issued by domestic bank; Minimum rating of AA if a U.S. branch of a foreign bank; Max maturity of 1 year	Yes 13.3%
Collateralized/FDIC - Insured Time Deposits	Time deposits with banks and savings and loans associations located with the State, collateralized according to Government code	Yes 1.3%
Collateralized Money Market Bank Accounts	Deposit funds in interest-bearing active collateralized money market bank accounts	Yes 0.6%
Medium-Term Notes	30% limit; 10% combined issuer limit, Max maturity 5 years; Minimum rating of A or better by two NRSRO's	Yes 7.0%
Asset-Backed Securities	20% limit; 5% issuer limit; Max maturity of 5 years; Minimum rating of AA or better by rating agency	Yes 0.0%
Repurchase Agreement	20% limit; Max maturity of 180 days; Must have 102% collateral; Collateral of agency and treasuries with final maturity not to exceed 5 years	Yes 0.0%
Supranationals	30% limit; 15% issuer limit; Only IBRD, IFC, IADB; Max Maturity 5 years; Minimum rating of AA by a rating agency; max maturity of 5 years	Yes 2.3%
Floaters, Structured Notes, Derivatives	15% limit for treasuries, agencies, and munis	Yes 0.0%

**Historical Book Values
4/30/2023**

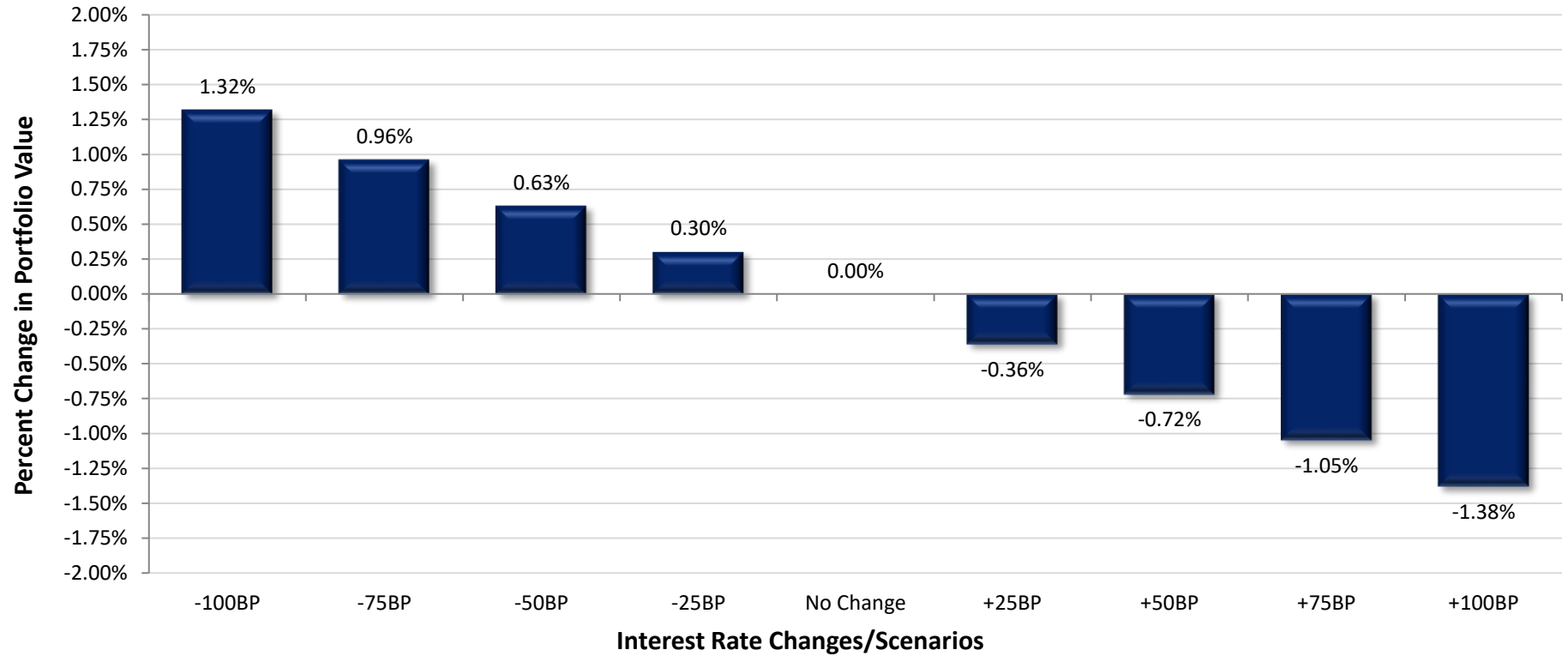
County of Alameda



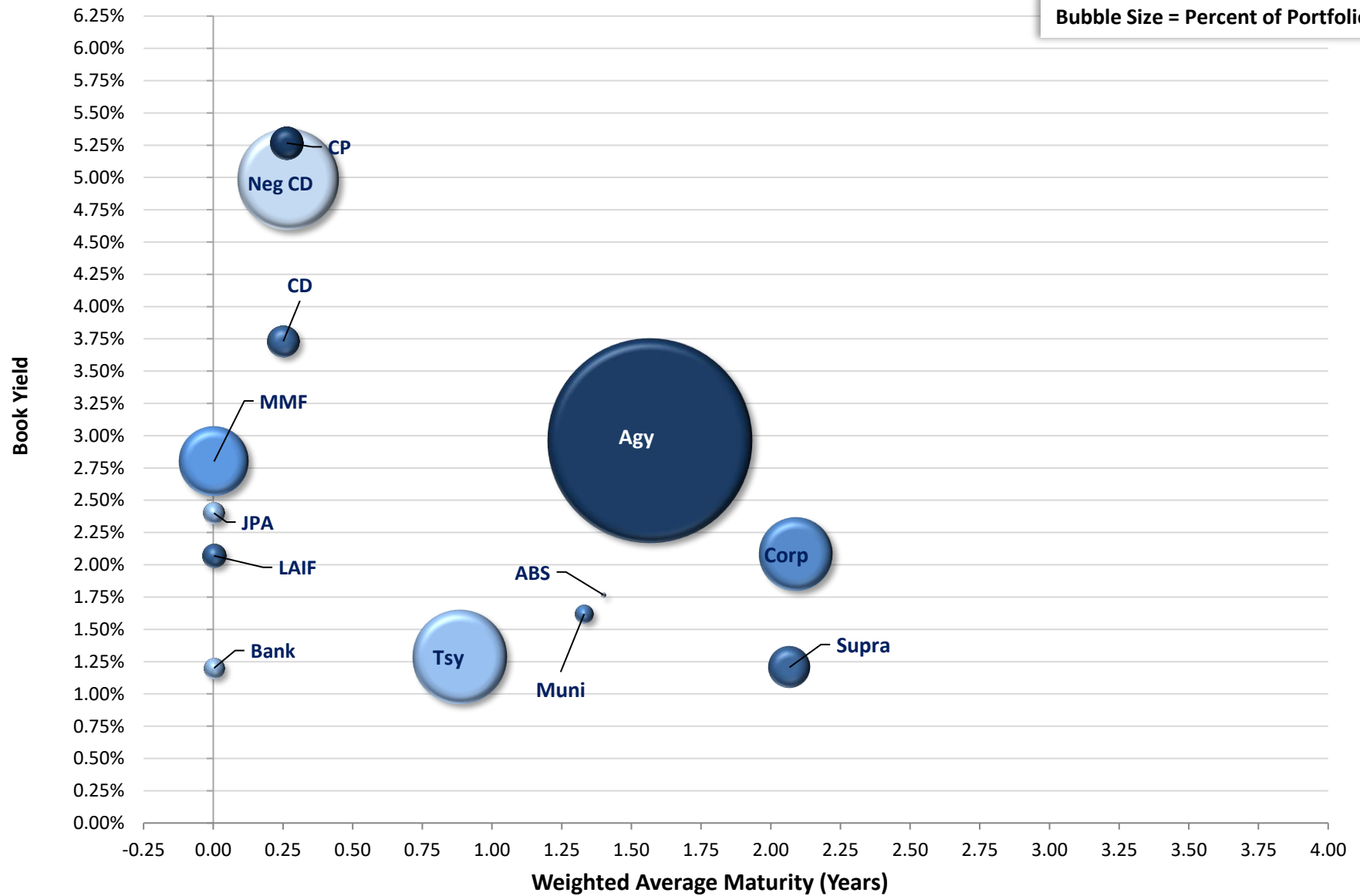
	Jul	Aug	Sep	Oct	Nov	Dec	Jan	Feb	Mar	Apr	May	Jun
Fiscal Year 2016	\$3.325	\$3.023	\$3.078	\$2.936	\$3.117	\$3.530	\$3.747	\$3.852	\$3.862	\$4.195	\$4.199	\$4.060
Fiscal Year 2017	\$4.120	\$3.786	\$3.698	\$3.962	\$4.328	\$4.781	\$4.807	\$4.726	\$4.767	\$5.174	\$5.263	\$5.253
Fiscal Year 2018	\$5.107	\$4.600	\$4.490	\$4.625	\$5.096	\$5.818	\$6.011	\$5.881	\$5.868	\$6.002	\$5.984	\$5.901
Fiscal Year 2019	\$5.648	\$5.146	\$5.108	\$5.047	\$5.540	\$6.217	\$6.047	\$5.912	\$6.093	\$6.626	\$6.507	\$6.311
Fiscal Year 2020	\$6.029	\$5.655	\$5.782	\$5.797	\$6.103	\$6.658	\$6.682	\$6.513	\$6.507	\$6.958	\$7.246	\$7.096
Fiscal Year 2021	\$6.711	\$6.231	\$6.426	\$6.439	\$6.857	\$7.543	\$7.422	\$7.412	\$7.369	\$7.811	\$7.680	\$7.546
Fiscal Year 2022	\$6.449	\$6.168	\$6.204	\$6.335	\$7.041	\$7.786	\$7.749	\$7.630	\$7.753	\$8.296	\$8.370	\$8.141
Fiscal Year 2023	\$8.142	\$7.519	\$7.446	\$7.549	\$8.265	\$9.247	\$9.120	\$8.912	\$9.045	\$9.752		

Figures in Billions, Average Daily Balance

Instantaneous Interest Rate Changes and Approximate Change in Portfolio's Market Value

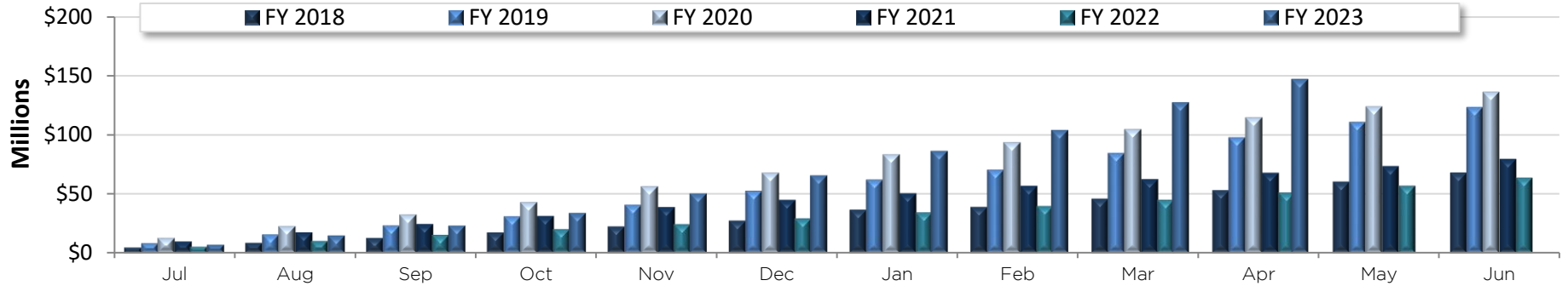


Int. Rate Change	Portfolio Value	Value Change	Percent Change
-100 Basis Points	\$10,043,703,265	\$130,849,667	1.32%
-75 Basis Points	\$10,008,373,854	\$95,520,257	0.96%
-50 Basis Points	\$9,975,661,437	\$62,807,840	0.63%
-25 Basis Points	\$9,942,949,021	\$30,095,424	0.30%
No Change	\$9,912,853,597	\$0	0.00%
+25 Basis Points	\$9,877,286,278	-\$35,567,319	-0.36%
+50 Basis Points	\$9,841,718,960	-\$71,134,637	-0.72%
+75 Basis Points	\$9,808,887,588	-\$103,966,009	-1.05%
+100 Basis Points	\$9,776,056,217	-\$136,797,380	-1.38%



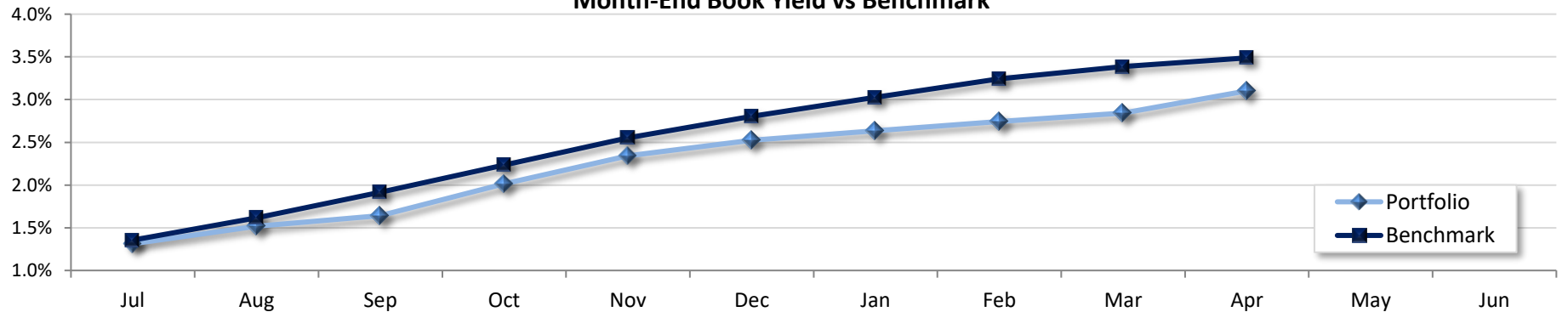
*Note: Excludes Cash Balance

Fiscal Year-to-Date Earnings




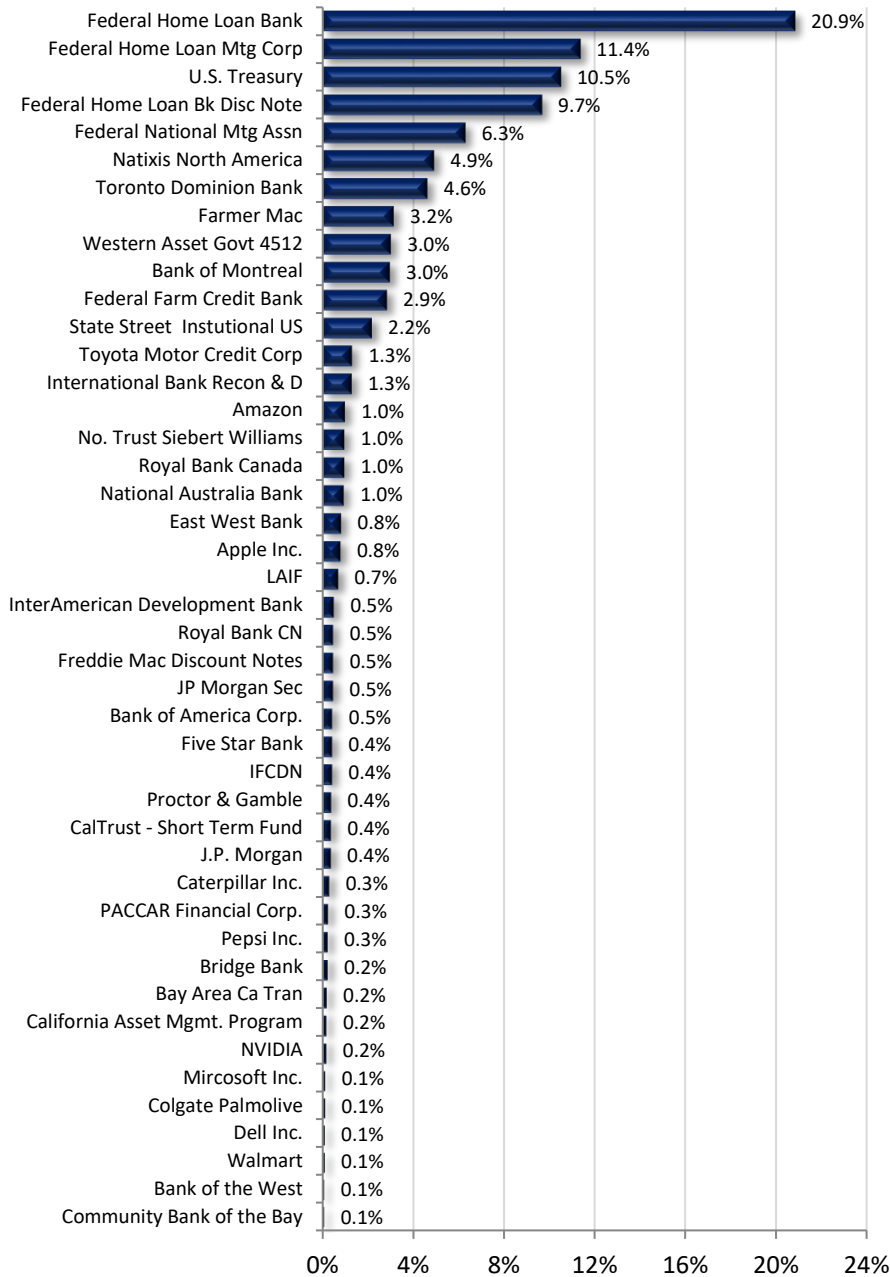
Fiscal YTD (\$Mil)	Jul	Aug	Sep	Oct	Nov	Dec	Jan	Feb	Mar	Apr	May	Jun
FY 2018	\$4.6	\$8.7	\$12.8	\$17.3	\$22.4	\$27.3	\$36.5	\$38.8	\$45.9	\$53.0	\$60.3	\$67.8
FY 2019	\$8.4	\$15.8	\$23.5	\$31.1	\$40.7	\$52.6	\$62.1	\$70.3	\$84.4	\$97.7	\$110.6	\$123.0
FY 2020	\$12.7	\$22.7	\$32.4	\$42.8	\$56.2	\$67.5	\$83.2	\$93.3	\$104.2	\$114.2	\$123.6	\$135.9
FY 2021	\$9.9	\$17.5	\$24.4	\$31.0	\$38.5	\$44.5	\$50.1	\$56.3	\$61.7	\$67.1	\$72.6	\$78.7
FY 2022	\$5.3	\$10.2	\$15.4	\$20.3	\$24.5	\$29.3	\$34.3	\$39.5	\$45.0	\$50.9	\$56.8	\$63.4
FY 2023	\$7.1	\$14.9	\$23.2	\$33.8	\$50.4	\$65.6	\$86.0	\$103.7	\$127.1	\$146.8		

Month-End Book Yield vs Benchmark



	Jul	Aug	Sep	Oct	Nov	Dec	Jan	Feb	Mar	Apr	May	Jun
Month-End Book Yield	1.31%	1.52%	1.64%	2.01%	2.34%	2.52%	2.64%	2.75%	2.84%	3.10%		
Benchmark	1.36%	1.62%	1.91%	2.24%	2.55%	2.81%	3.03%	3.24%	3.39%	3.49%		
Variance	-0.04%	-0.10%	-0.27%	-0.22%	-0.21%	-0.28%	-0.39%	-0.50%	-0.55%	-0.39%		

Benchmark: ICE BofAML Indices 30MMA 10% 1-5yr Tsy, 35% 1-5yr Agy, 5% 1-5yr A-AAA Ex Yankee Corp, and 6MMA 10% 0-1yr Tsy, 20% 0-1yr Agy, 20% 0-1yr A-AAA Corp



**Alameda County Investment Pool
Portfolio Management
Portfolio Summary
April 30, 2023**

Investments	Par Value	Market Value	Book Value	% of Portfolio	Days to Maturity	YTM 365 Equiv.
Non-Negotiable CDs	131,230,000.00	131,230,000.00	131,230,000.00	1.30	92	3.731
Local Agency Investment Funds	72,000,000.00	72,000,000.00	72,000,000.00	0.71	1	2.740
Joint Powers Authority	60,000,000.00	60,000,000.00	60,000,000.00	0.59	1	4.337
Money Market Mutual Funds	640,000,000.00	640,000,000.00	640,000,000.00	6.32	1	4.744
Money Market Bank Accounts	57,000,000.00	57,000,000.00	57,000,000.00	0.56	1	4.225
Negotiable CDs	1,350,000,000.00	1,349,154,500.00	1,350,000,000.00	13.34	98	4.983
Corporate Notes	707,993,000.00	676,771,821.87	704,918,630.76	6.97	763	2.083
Washington Supranational Obligation	230,000,000.00	216,123,745.00	229,524,789.00	2.27	755	1.206
Commercial Paper Disc. -Amortizing	150,000,000.00	147,893,500.00	147,159,388.89	1.45	96	5.266
Agency Bullets (Aaa/AA+)	1,282,550,000.00	1,248,191,202.50	1,278,247,311.24	12.63	423	1.962
Federal Agency Disc. -Amortizing	1,050,000,000.00	1,037,431,000.00	1,030,224,270.94	10.18	91	4.769
Treasury Notes and Bonds	1,175,000,000.00	1,138,515,250.00	1,162,331,988.38	11.49	323	1.286
Agency Callables (Aaa/AA+)	3,223,360,000.00	3,096,252,008.15	3,213,406,327.94	31.75	786	2.782
Asset Backed Securities	2,872,379.02	2,863,136.00	2,858,718.81	0.03	511	1.767
Municipal Bonds	40,795,000.00	39,427,433.45	41,505,775.80	0.41	486	1.619
	10,172,800,379.02	9,912,853,596.97	10,120,407,201.76	100.00%	438	3.102

Investments	April 30 Month Ending	Fiscal Year To Date
Total Earnings		
Current Year	19,560,192.42	146,753,807.03
Average Daily Balance	9,752,753,622.16	8,495,908,071.03
Effective Rate of Return	2.44%	2.07%

Henry C. Levy, Treasurer - Tax Collector

Reporting period 04/01/2023-04/30/2023

Run Date: 05/23/2023 - 15:38

Portfolio POOL
RC
PM (PRF_PM1) 7.3.0
Report Ver. 7.3.6.1

**Alameda County Investment Pool
Portfolio Management
Portfolio Details - Investments
April 30, 2023**

CUSIP	Investment #	Issuer	Average Balance	Purchase Date	Par Value	Market Value	Book Value	Stated Rate	YTM 365	Days to Maturity	Maturity Date
Non-Negotiable CDs											
SYS12797	12797	Bank of San Francisco		08/04/2022	5,000,000.00	5,000,000.00	5,000,000.00	3.030	3.072	95	08/04/2023
SYS12818	12818	Bridge Bank		10/04/2022	25,000,000.00	25,000,000.00	25,000,000.00	4.000	4.056	155	10/03/2023
SYS12817	12817	Community Bank of the Bay		09/08/2022	10,000,000.00	10,000,000.00	10,000,000.00	4.000	4.056	130	09/08/2023
SYS12767	12767	East West Bank		06/30/2022	25,000,000.00	25,000,000.00	25,000,000.00	3.000	3.042	60	06/30/2023
SYS12919	12919	East West Bank		01/23/2023	20,000,000.00	20,000,000.00	20,000,000.00	2.900	2.940	84	07/24/2023
SYS12943	12943	East West Bank		02/15/2023	40,000,000.00	40,000,000.00	40,000,000.00	4.800	4.867	77	07/17/2023
SYS12836	12836	Fremont Bank		10/31/2022	1,000,000.00	1,000,000.00	1,000,000.00	0.150	0.152	0	05/01/2023
SYS12964	12964	Self-Help Federal Credit Union		03/13/2023	230,000.00	230,000.00	230,000.00	0.400	0.406	318	03/14/2024
SYS12742	12742	Union Bank - LOC		05/10/2022	5,000,000.00	5,000,000.00	5,000,000.00	0.500	0.507	9	05/10/2023
Subtotal and Average			134,563,333.33		131,230,000.00	131,230,000.00	131,230,000.00		3.731	92	
Local Agency Investment Funds											
SYS10285	10285	LAIF		07/01/2018	72,000,000.00	72,000,000.00	72,000,000.00	2.740	2.740	1	
Subtotal and Average			72,000,000.00		72,000,000.00	72,000,000.00	72,000,000.00		2.740	1	
Joint Powers Authority											
SYS10470	10470	California Asset Mgmt. Program		07/01/2018	20,000,000.00	20,000,000.00	20,000,000.00	4.970	4.970	1	
SYS12895	12895	CalTRUST - Liquidity Fund		12/09/2022	0.00	0.00	0.00	4.800	4.800	1	
SYS10472	10472	CalTrust - Short Term Fund		07/01/2018	40,000,000.00	40,000,000.00	40,000,000.00	4.020	4.020	1	
Subtotal and Average			60,000,000.00		60,000,000.00	60,000,000.00	60,000,000.00		4.337	1	
Money Market Mutual Funds											
09250C721	12656	BlackRock - Mischler		03/03/2022	1,000,000.00	1,000,000.00	1,000,000.00	4.650	4.650	1	
608919718	11093	Federated Fund 117		07/01/2018	6,000,000.00	6,000,000.00	6,000,000.00	4.710	4.710	1	
316175504	10274	Fidelity Fund No. 695		07/01/2018	1,000,000.00	1,000,000.00	1,000,000.00	4.720	4.720	1	
316175108	11090	Fidelity Fund 57		07/01/2018	1,000,000.00	1,000,000.00	1,000,000.00	4.740	4.740	1	
61747C707	10280	Morgan Stanley Fund 8302		07/01/2018	1,000,000.00	1,000,000.00	1,000,000.00	4.780	4.780	1	
61747C582	11089	Morgan Stanley Fund 8304		07/01/2018	1,000,000.00	1,000,000.00	1,000,000.00	4.710	4.710	1	
665279840	12588	No. Trust Siebert Williams		12/06/2021	100,000,000.00	100,000,000.00	100,000,000.00	4.710	4.710	1	
SYS12009	12009	State Street Institutional US		02/11/2020	222,000,000.00	222,000,000.00	222,000,000.00	4.740	4.740	1	
52470G791	10318	Western Asset Govt 4512		07/01/2018	307,000,000.00	307,000,000.00	307,000,000.00	4.760	4.760	1	
Subtotal and Average			800,633,333.33		640,000,000.00	640,000,000.00	640,000,000.00		4.744	1	
Money Market Bank Accounts											
SYS12169	12169	Five Star Bank		11/12/2019	45,000,000.00	45,000,000.00	45,000,000.00	5.000	5.000	1	

**Alameda County Investment Pool
Portfolio Management
Portfolio Details - Investments
April 30, 2023**

CUSIP	Investment #	Issuer	Average Balance	Purchase Date	Par Value	Market Value	Book Value	Stated Rate	YTM	Days to Maturity	Maturity Date
Money Market Bank Accounts											
SYS12601	12601	Bank of the West		12/22/2021	10,000,000.00	10,000,000.00	10,000,000.00	1.570	1.570	1	
SYS10286	10286	California Bank & Trust		07/01/2018	0.00	0.00	0.00	1.090	1.090	1	
SYS10290	10290	Union Bank Acct. 5764		07/01/2018	1,000,000.00	1,000,000.00	1,000,000.00	0.050	0.050	1	
SYS10291	10291	Union Bank Acct. 9048		07/01/2018	1,000,000.00	1,000,000.00	1,000,000.00	0.050	0.050	1	
Subtotal and Average			57,000,000.00		57,000,000.00	57,000,000.00	57,000,000.00		4.225	1	
Negotiable CDs											
06367CXQ5	12794	Bank of Montreal		08/30/2022	50,000,000.00	49,853,500.00	50,000,000.00	4.120	4.177	86	07/26/2023
06367CZ42	12832	Bank of Montreal		10/28/2022	50,000,000.00	50,006,500.00	50,000,000.00	5.270	5.343	51	06/21/2023
06367CZ83	12833	Bank of Montreal		10/28/2022	50,000,000.00	50,002,000.00	50,000,000.00	5.330	5.404	86	07/26/2023
06367D3W3	12916	Bank of Montreal		01/18/2023	50,000,000.00	49,972,000.00	50,000,000.00	5.020	5.090	86	07/26/2023
06367D6A8	13003	Bank of Montreal		04/21/2023	50,000,000.00	50,028,000.00	50,000,000.00	5.440	5.516	273	01/29/2024
63873QXD1	12824	Natixis North America		10/19/2022	50,000,000.00	49,999,500.00	50,000,000.00	5.000	5.069	9	05/10/2023
63873QXM1	12831	Natixis North America		10/28/2022	50,000,000.00	50,014,000.00	50,000,000.00	5.270	5.343	57	06/27/2023
63873QXR0	12840	Natixis North America		11/03/2022	50,000,000.00	50,019,000.00	50,000,000.00	5.560	5.637	86	07/26/2023
63873QZV9	12913	Natixis North America		01/10/2023	50,000,000.00	49,999,000.00	50,000,000.00	5.040	5.110	37	06/07/2023
63873QZW7	12914	Natixis North America		01/10/2023	50,000,000.00	49,970,000.00	50,000,000.00	5.150	5.222	93	08/02/2023
63873QD76	12955	Natixis North America		03/06/2023	50,000,000.00	49,984,500.00	50,000,000.00	5.390	5.465	177	10/25/2023
63873QE75	12983	Natixis North America		04/10/2023	50,000,000.00	49,999,000.00	50,000,000.00	5.420	5.495	177	10/25/2023
63873QE83	12984	Natixis North America		04/10/2023	50,000,000.00	49,999,500.00	50,000,000.00	5.420	5.495	191	11/08/2023
63873QF66	12997	Natixis North America		04/20/2023	50,000,000.00	50,008,500.00	50,000,000.00	5.450	5.526	163	10/11/2023
63873QF82	13008	Natixis North America		04/24/2023	50,000,000.00	50,026,000.00	50,000,000.00	5.460	5.536	275	01/31/2024
78012U7G4	12752	Royal Bank Canada		06/27/2022	50,000,000.00	49,975,500.00	50,000,000.00	3.550	3.599	9	05/10/2023
78015JHA8	12812	Royal Bank Canada		09/29/2022	50,000,000.00	49,891,500.00	50,000,000.00	4.730	4.796	86	07/26/2023
78015JCS4	12795	Royal Bank CN		08/31/2022	50,000,000.00	49,817,500.00	50,000,000.00	4.150	4.208	87	07/27/2023
89114WZP3	12750	Toronto Dominion Bank		06/27/2022	50,000,000.00	49,945,000.00	50,000,000.00	3.560	3.609	23	05/24/2023
89114WZT5	12751	Toronto Dominion Bank		06/27/2022	50,000,000.00	49,975,500.00	50,000,000.00	3.550	3.599	9	05/10/2023
89115BNS5	12793	Toronto Dominion Bank		08/30/2022	50,000,000.00	49,839,500.00	50,000,000.00	4.110	4.167	86	07/26/2023
89115BXN5	12809	Toronto Dominion Bank		09/29/2022	100,000,000.00	99,835,000.00	100,000,000.00	4.750	4.816	86	07/26/2023
89115BA75	12830	Toronto Dominion Bank		10/28/2022	50,000,000.00	50,013,000.00	50,000,000.00	5.270	5.343	57	06/27/2023
89115BAB6	12834	Toronto Dominion Bank		10/28/2022	50,000,000.00	49,990,000.00	50,000,000.00	5.340	5.414	86	07/26/2023
89115BHP8	12861	Toronto Dominion Bank		11/29/2022	50,000,000.00	50,014,500.00	50,000,000.00	5.280	5.353	59	06/29/2023
89115BXB1	12956	Toronto Dominion Bank		03/06/2023	50,000,000.00	49,976,500.00	50,000,000.00	5.310	5.384	135	09/13/2023
Subtotal and Average			1,216,666,666.67		1,350,000,000.00	1,349,154,500.00	1,350,000,000.00		4.983	98	

**Alameda County Investment Pool
Portfolio Management
Portfolio Details - Investments
April 30, 2023**

CUSIP	Investment #	Issuer	Average Balance	Purchase Date	Par Value	Market Value	Book Value	Stated Rate	YTM	Days to 365 Maturity	Maturity Date
Corporate Notes											
037833DM9	11851	Apple Inc.		09/11/2019	3,000,000.00	2,899,980.00	2,993,160.00	1.800	1.848	499	09/11/2024
037833DM9	11943	Apple Inc.		12/12/2019	9,000,000.00	8,699,940.00	8,918,370.00	1.800	2.001	499	09/11/2024
037833DT4	12133	Apple Inc.		05/11/2020	5,000,000.00	4,701,900.00	4,991,050.00	1.125	1.162	741	05/11/2025
037833DV9	12134	Apple Inc.		05/11/2020	5,000,000.00	4,995,050.00	4,986,400.00	0.750	0.842	10	05/11/2023
037833DX5	12200	Apple Inc.		08/20/2020	5,000,000.00	4,614,850.00	4,988,200.00	0.550	0.598	842	08/20/2025
037833DX5	12201	Apple Inc.		08/20/2020	5,000,000.00	4,614,850.00	4,988,200.00	0.550	0.598	842	08/20/2025
037833EB2	12387	Apple Inc.		02/08/2021	20,000,000.00	18,266,000.00	19,955,000.00	0.746	0.792	1,014	02/08/2026
037833AK6	12915	Apple Inc.		01/13/2023	10,000,000.00	9,996,300.00	9,975,666.67	2.400	4.735	2	05/03/2023
037833DB3	12935	Apple Inc.		02/07/2023	21,646,000.00	20,795,528.66	20,561,557.05	2.900	4.106	1,595	09/12/2027
023135BQ8	12162	Amazon		06/10/2020	5,000,000.00	4,656,250.00	4,995,350.00	0.800	0.819	764	06/03/2025
023135BQ8	12163	Amazon		06/10/2020	5,000,000.00	4,656,250.00	4,993,750.00	0.800	0.826	764	06/03/2025
023135BQ8	12166	Amazon		06/11/2020	10,000,000.00	9,312,500.00	9,990,700.00	0.800	0.819	764	06/03/2025
023135BV7	12442	Amazon		05/12/2021	10,000,000.00	9,989,200.00	9,998,600.00	0.250	0.257	11	05/12/2023
023135BX3	12443	Amazon		05/12/2021	10,000,000.00	9,124,600.00	9,956,800.00	1.000	1.089	1,107	05/12/2026
023135BW5	12444	Amazon		05/12/2021	3,000,000.00	2,869,320.00	2,995,620.00	0.450	0.499	377	05/12/2024
023135CF1	12686	Amazon		04/13/2022	7,000,000.00	6,804,350.00	6,985,580.00	3.300	3.345	1,443	04/13/2027
023135CD6	12687	Amazon		04/13/2022	10,000,000.00	9,802,700.00	10,000,000.00	2.730	2.730	348	04/13/2024
023135CE4	12688	Amazon		04/13/2022	13,000,000.00	12,715,560.00	12,979,330.00	3.000	3.050	713	04/13/2025
023135CN4	12883	Amazon		12/01/2022	15,000,000.00	15,155,550.00	14,999,100.00	4.600	4.602	945	12/01/2025
023135CM6	12884	Amazon		12/01/2022	15,000,000.00	15,069,450.00	14,989,950.00	4.700	4.736	578	11/29/2024
06051GJG5	12241	Bank of America Corp.		09/25/2020	8,000,000.00	7,477,360.00	8,000,000.00	0.981	0.981	878	09/25/2025
06051GJG5	12242	Bank of America Corp.		09/25/2020	3,000,000.00	2,804,010.00	3,000,000.00	0.981	0.981	878	09/25/2025
06048WM31	12453	Bank of America Corp.		05/28/2021	10,000,000.00	8,733,200.00	10,000,000.00	1.250	1.250	1,123	05/28/2026
06048WM64	12482	Bank of America Corp.		07/07/2021	10,000,000.00	8,801,100.00	9,975,000.00	1.200	1.252	1,151	06/25/2026
06048WP46	12517	Bank of America Corp.		09/27/2021	10,000,000.00	9,207,800.00	10,000,000.00	0.750	0.750	696	03/27/2025
06048WN63	12530	Bank of America Corp.		10/08/2021	4,898,000.00	4,340,901.48	4,844,122.00	1.150	1.382	1,228	09/10/2026
06406RBC0	12699	Bank of New York		04/26/2022	10,000,000.00	9,697,200.00	9,998,600.00	3.350	3.355	725	04/25/2025
06406RAL1	12153	Bank of NY		06/01/2020	6,540,000.00	6,277,615.20	6,848,426.40	2.100	1.001	542	10/24/2024
06368EA36	12336	Bank of Montreal		12/08/2020	10,000,000.00	9,716,900.00	9,993,500.00	0.450	0.472	221	12/08/2023
06368FAA7	12508	Bank of Montreal		09/15/2021	5,000,000.00	4,908,350.00	4,995,800.00	0.400	0.442	137	09/15/2023
06368FAC3	12509	Bank of Montreal		09/15/2021	6,000,000.00	5,345,160.00	5,989,860.00	1.250	1.285	1,233	09/15/2026
06368FAE9	12625	Bank of Montreal		01/10/2022	10,000,000.00	9,418,700.00	9,994,700.00	1.500	1.518	620	01/10/2025
06368FAG4	12657	Bank of Montreal		03/08/2022	15,000,000.00	14,595,900.00	14,989,500.00	2.150	2.186	312	03/08/2024
06368D3S1	12746	Bank of Montreal		06/07/2022	6,000,000.00	5,841,720.00	5,998,620.00	3.700	3.708	768	06/07/2025
110122DN5	12302	Bristol Myers		11/13/2020	5,000,000.00	4,593,550.00	4,991,900.00	0.750	0.783	927	11/13/2025
110122DT2	12303	Bristol Myers		11/13/2020	5,000,000.00	4,878,600.00	5,000,000.00	0.537	0.537	196	11/13/2023

**Alameda County Investment Pool
Portfolio Management
Portfolio Details - Investments
April 30, 2023**

CUSIP	Investment #	Issuer	Average Balance	Purchase Date	Par Value	Market Value	Book Value	Stated Rate	YTM	Days to 365 Maturity	Maturity Date
Corporate Notes											
14913R2F3	12222	Caterpillar Inc.		09/14/2020	10,000,000.00	9,841,700.00	9,993,200.00	0.450	0.473	136	09/14/2023
14913R2U0	12620	Caterpillar Inc.		01/10/2022	5,000,000.00	4,592,450.00	4,997,600.00	1.700	1.710	1,348	01/08/2027
14913R2S5	12621	Caterpillar Inc.		01/10/2022	10,000,000.00	9,745,000.00	9,998,400.00	0.950	0.958	254	01/10/2024
14913R3B1	12912	Caterpillar Inc.		01/06/2023	7,000,000.00	7,110,250.00	6,998,250.00	4.800	4.809	981	01/06/2026
194162AM5	12777	Colgate Palmolive		08/09/2022	3,000,000.00	2,927,010.00	2,997,240.00	3.100	3.114	837	08/15/2025
194162AR4	12950	Colgate Palmolive		03/01/2023	5,000,000.00	5,157,800.00	4,994,900.00	4.600	4.623	1,766	03/01/2028
194162AQ6	12951	Colgate Palmolive		03/01/2023	5,000,000.00	5,110,950.00	4,994,200.00	4.800	4.842	1,036	03/02/2026
24422EVH9	12157	John Deere		06/04/2020	3,000,000.00	2,975,220.00	2,997,540.00	0.700	0.727	65	07/05/2023
24422EVJ5	12259	John Deere		10/09/2020	2,000,000.00	1,961,620.00	1,997,680.00	0.400	0.439	162	10/10/2023
24422EVX4	12622	John Deere		01/10/2022	3,000,000.00	2,913,570.00	2,999,520.00	0.900	0.908	254	01/10/2024
24422EWA3	12623	Dell Inc.		01/10/2022	5,000,000.00	4,571,250.00	4,997,150.00	1.700	1.712	1,351	01/11/2027
24422EVY2	12624	Dell Inc.		01/10/2022	7,000,000.00	6,631,170.00	6,996,710.00	1.250	1.266	620	01/10/2025
254687FN1	12066	Disney		03/23/2020	5,000,000.00	4,916,500.00	4,997,254.44	3.350	3.360	693	03/24/2025
31422XXA5	12690	Farmer Mac		04/08/2022	20,000,000.00	19,512,800.00	20,000,000.00	2.570	2.571	424	06/28/2024
02665WDH1	12029	American Honda		03/12/2020	3,000,000.00	2,998,020.00	3,006,595.78	1.950	1.498	9	05/10/2023
02665WDH1	12030	American Honda		03/12/2020	5,500,000.00	5,496,370.00	5,512,309.75	1.950	1.490	9	05/10/2023
458140BP4	12069	Intel Corp		03/25/2020	10,000,000.00	9,829,600.00	9,984,500.00	3.400	3.434	694	03/25/2025
46647PBS4	12226	J.P. Morgan		09/16/2020	4,000,000.00	3,925,200.00	4,000,000.00	0.653	0.653	504	09/16/2024
46647PBY1	12396	J.P. Morgan		02/16/2021	5,000,000.00	4,802,750.00	5,000,000.00	0.563	0.563	657	02/16/2025
48128G3N8	12454	J.P. Morgan		05/28/2021	5,000,000.00	4,379,500.00	5,000,000.00	1.200	1.200	1,123	05/28/2026
46647PCH7	12455	J.P. Morgan		06/01/2021	5,000,000.00	4,750,450.00	5,000,000.00	0.824	0.824	762	06/01/2025
48128G3V0	12459	J.P. Morgan		06/11/2021	10,000,000.00	8,763,600.00	10,000,000.00	1.150	1.150	1,137	06/11/2026
48128G4R8	12486	J.P. Morgan		08/17/2021	10,000,000.00	8,209,300.00	9,990,000.00	1.150	1.171	1,204	08/17/2026
53961LAH2	12402	Local Initiatives Support Corp		02/25/2021	5,000,000.00	4,807,800.00	5,000,000.00	0.500	0.500	290	02/15/2024
57636QAW4	12960	Mastercard Inc.		03/09/2023	10,000,000.00	10,373,300.00	9,990,300.00	4.875	4.897	1,774	03/09/2028
594918BQ6	11783	Mircosoft Inc.		06/27/2019	4,157,000.00	4,127,776.29	4,160,450.31	2.000	1.979	99	08/08/2023
594918BY9	12932	Mircosoft Inc.		02/06/2023	5,000,000.00	4,911,950.00	4,867,300.00	3.300	4.025	1,377	02/06/2027
594918BY9	12933	Mircosoft Inc.		02/06/2023	5,000,000.00	4,911,950.00	4,863,500.00	3.300	4.046	1,377	02/06/2027
654106AH6	12074	Nike Inc.		03/27/2020	3,000,000.00	2,906,760.00	2,995,920.00	2.400	2.429	696	03/27/2025
67066GAL8	12679	NVIDIA		04/22/2022	20,000,000.00	19,130,000.00	19,115,528.89	0.584	2.824	410	06/14/2024
69371RQ66	12006	PACCAR Financial Corp.		02/06/2020	10,000,000.00	9,530,900.00	9,991,900.00	1.800	1.817	647	02/06/2025
69371RS49	12981	PACCAR Financial Corp.		03/30/2023	17,000,000.00	17,077,010.00	16,988,610.00	4.450	4.474	1,064	03/30/2026
713448EQ7	12045	Pepsi Inc.		03/19/2020	2,500,000.00	2,410,400.00	2,498,236.67	2.250	2.265	688	03/19/2025
713448EQ7	12047	Pepsi Inc.		03/19/2020	5,000,000.00	4,820,800.00	4,996,450.00	2.250	2.265	688	03/19/2025
713448EQ7	12051	Pepsi Inc.		03/20/2020	5,000,000.00	4,820,800.00	4,991,650.00	2.250	2.286	688	03/19/2025
713448FB9	12257	Pepsi Inc.		10/07/2020	10,000,000.00	9,811,400.00	9,994,300.00	0.400	0.120	159	10/07/2023

**Alameda County Investment Pool
Portfolio Management
Portfolio Details - Investments
April 30, 2023**

CUSIP	Investment #	Issuer	Average Balance	Purchase Date	Par Value	Market Value	Book Value	Stated Rate	YTM	Days to 365 Maturity	Maturity Date
Corporate Notes											
713448FQ6	12942	Pepsi Inc.		02/15/2023	3,000,000.00	3,043,260.00	2,998,260.00	4.550	4.571	1,019	02/13/2026
717081EX7	12151	Pfizer		05/28/2020	5,000,000.00	4,661,350.00	4,968,800.00	0.800	0.928	758	05/28/2025
742718FL8	12280	Proctor & Gamble		10/29/2020	5,000,000.00	4,581,850.00	4,991,900.00	0.550	0.583	912	10/29/2025
742718FL8	12633	Proctor & Gamble		01/31/2022	8,752,000.00	8,020,070.24	8,392,292.80	0.550	1.687	912	10/29/2025
742718FV6	12637	Proctor & Gamble		02/01/2022	20,000,000.00	18,659,400.00	19,971,600.00	1.900	1.930	1,372	02/01/2027
742718FY0	12923	Proctor & Gamble		01/26/2023	3,000,000.00	3,008,280.00	2,997,990.00	4.100	4.124	1,001	01/26/2026
742718FZ7	12924	Proctor & Gamble		01/26/2023	4,000,000.00	4,016,800.00	3,995,880.00	3.950	3.973	1,731	01/26/2028
808513BR5	12445	Charles Schwab		05/13/2021	4,000,000.00	3,541,360.00	3,990,720.00	1.150	1.198	1,108	05/13/2026
808513BY0	12655	Charles Schwab		03/03/2022	1,000,000.00	906,380.00	998,920.00	2.450	2.473	1,402	03/03/2027
79466LAG9	12484	Salesforce Co.		07/12/2021	3,000,000.00	2,861,070.00	2,998,470.00	0.625	0.640	441	07/15/2024
89114QCP1	12365	Toronto Dominion Bank		01/06/2021	10,000,000.00	8,984,900.00	9,985,300.00	0.750	0.780	981	01/06/2026
89114TZK1	12591	Toronto Dominion Bank		12/13/2021	10,000,000.00	9,428,700.00	9,992,700.00	1.250	1.275	592	12/13/2024
89236TGX7	12081	Toyota Motor Credit Corp		04/01/2020	6,000,000.00	5,828,940.00	5,988,960.00	3.000	3.040	701	04/01/2025
89236TJH9	12464	Toyota Motor Credit Corp		06/18/2021	15,000,000.00	14,296,350.00	14,982,150.00	0.500	0.540	414	06/18/2024
89236TJN6	12506	Toyota Motor Credit Corp		09/13/2021	5,000,000.00	4,735,000.00	4,997,650.00	0.625	0.641	501	09/13/2024
89236TKC8	12758	Toyota Motor Credit Corp		06/30/2022	10,000,000.00	9,892,300.00	9,990,500.00	3.950	3.984	791	06/30/2025
89788JAA79	12635	Truist Bank		01/31/2022	10,000,000.00	9,286,000.00	9,930,500.00	1.500	1.542	679	03/10/2025
882508BK9	12507	Texas Instrument		09/15/2021	3,000,000.00	2,726,820.00	3,000,000.00	1.125	1.125	1,233	09/15/2026
90327QD71	12449	USAA Capital Corp		05/21/2021	7,000,000.00	6,674,080.00	6,987,540.00	0.500	0.572	366	05/01/2024
931142EK5	11536	Walmart		06/27/2018	2,000,000.00	1,994,740.00	1,999,460.00	3.400	3.406	56	06/26/2023
931142ER0	12512	Walmart		09/17/2021	3,000,000.00	2,717,490.00	2,994,330.00	1.050	1.089	1,235	09/17/2026
931142EW9	12800	Walmart		09/09/2022	7,000,000.00	6,958,490.00	6,995,100.00	3.900	3.925	862	09/09/2025
98459LAA1	12160	Yale University		06/09/2020	3,000,000.00	2,807,070.00	3,000,000.00	0.873	0.873	715	04/15/2025
Subtotal and Average			716,085,170.76		707,993,000.00	676,771,821.87	704,918,630.76		2.083	763	

Washington Supranational Obligation

45818WCS3	11932	InterAmerican Development Bank		12/03/2019	10,000,000.00	9,562,900.00	9,991,000.00	1.700	1.719	564	11/15/2024
45818WCS3	11950	InterAmerican Development Bank		12/16/2019	25,000,000.00	23,907,250.00	24,891,000.00	1.700	1.793	564	11/15/2024
45818WDA1	12412	InterAmerican Development Bank		03/11/2021	18,000,000.00	16,649,100.00	17,952,714.00	0.800	0.854	1,038	03/04/2026
459058JL8	12277	International Bank Recon & D		10/28/2020	15,000,000.00	13,794,450.00	14,983,050.00	0.500	0.523	911	10/28/2025
459058JM6	12312	International Bank Recon & D		11/24/2020	20,000,000.00	19,460,400.00	19,957,000.00	0.250	0.322	207	11/24/2023
459058JM6	12313	International Bank Recon & D		11/24/2020	15,000,000.00	14,595,300.00	14,967,750.00	0.250	0.322	207	11/24/2023
459058JE4	12358	International Bank Recon & D		12/23/2020	10,000,000.00	9,239,600.00	9,984,000.00	0.375	0.410	819	07/28/2025
459058JS3	12390	International Bank Recon & D		02/10/2021	15,000,000.00	13,507,500.00	15,000,000.00	0.650	0.650	1,016	02/10/2026
45905U5Y6	12400	International Bank Recon & D		02/18/2021	9,500,000.00	8,118,320.00	9,492,875.00	0.600	0.615	1,024	02/18/2026
45905U5Y6	12401	International Bank Recon & D		02/18/2021	10,000,000.00	8,545,600.00	10,000,000.00	0.600	0.600	1,024	02/18/2026

Portfolio POOL
RC
PM (PRF_PM2) 7.3.0

**Alameda County Investment Pool
Portfolio Management
Portfolio Details - Investments
April 30, 2023**

CUSIP	Investment #	Issuer	Average Balance	Purchase Date	Par Value	Market Value	Book Value	Stated Rate	YTM 365	Days to Maturity	Maturity Date
Washington Supranational Obligation											
45906M2L4	12414	International Bank Recon & D		03/12/2021	15,000,000.00	13,670,250.00	14,857,500.00	0.650	0.846	1,030	02/24/2026
45906M3C3	12669	International Bank Recon & D		03/29/2022	7,500,000.00	7,325,475.00	7,494,150.00	2.250	2.290	332	03/28/2024
45906M3K5	12815	International Bank Recon & D		09/30/2022	15,000,000.00	15,043,200.00	15,000,000.00	4.500	4.500	1,613	09/30/2027
45950VNP7	11974	IFCDN		01/17/2020	25,000,000.00	23,869,000.00	24,953,750.00	1.680	1.719	620	01/10/2025
45950VPX8	12446	IFCDN		05/14/2021	10,000,000.00	9,090,500.00	10,000,000.00	0.860	0.860	1,109	05/14/2026
45950VQS8	12573	IFCDN		11/24/2021	10,000,000.00	9,744,900.00	10,000,000.00	0.610	0.610	207	11/24/2023
Subtotal and Average			229,524,789.00		230,000,000.00	216,123,745.00	229,524,789.00		1.206	755	
Commercial Paper Disc. -Amortizing											
46640QUU3	12917	JP Morgan Sec		01/19/2023	50,000,000.00	49,362,000.00	48,709,583.33	4.890	5.118	88	07/28/2023
89233HUM4	13006	Toyota Motor Credit Corp		04/24/2023	50,000,000.00	49,413,000.00	49,370,555.56	5.150	5.288	81	07/21/2023
89233HVV3	13007	Toyota Motor Credit Corp		04/24/2023	50,000,000.00	49,118,500.00	49,079,250.00	5.220	5.392	120	08/29/2023
Subtotal and Average			71,681,204.63		150,000,000.00	147,893,500.00	147,159,388.89		5.266	96	
Agency Bullets (Aaa/AA+)											
31422BFL9	11755	Farmer Mac		05/10/2019	25,000,000.00	24,487,250.00	25,000,000.00	2.400	2.400	305	03/01/2024
31422BFL1	11756	Farmer Mac		05/10/2019	25,000,000.00	24,408,500.00	25,000,000.00	2.400	2.400	366	05/01/2024
31422BJB7	11793	Farmer Mac		07/22/2019	25,000,000.00	24,503,000.00	25,000,000.00	1.970	1.970	246	01/02/2024
31422BPC8	11911	Farmer Mac		11/20/2019	20,000,000.00	19,638,600.00	20,000,000.00	1.720	1.720	203	11/20/2023
31422BQK9	11955	Farmer Mac		12/20/2019	25,000,000.00	24,030,500.00	24,988,750.00	1.690	1.700	508	09/20/2024
31422BQW3	11956	Farmer Mac		12/20/2019	40,000,000.00	39,469,600.00	40,000,000.00	1.740	1.740	154	10/02/2023
31422BYV6	12115	Farmer Mac		04/27/2020	35,000,000.00	34,626,900.00	34,979,000.00	0.550	0.569	87	07/27/2023
31422XE40	12785	Farmer Mac		08/19/2022	15,000,000.00	14,755,500.00	15,000,000.00	4.000	4.000	665	02/24/2025
3133EKQU3	11778	Federal Farm Credit Bank		06/21/2019	30,000,000.00	29,099,700.00	29,984,700.00	1.950	1.961	409	06/13/2024
3133EKTV8	11784	Federal Farm Credit Bank		07/02/2019	12,000,000.00	11,615,880.00	11,998,320.00	1.900	1.903	427	07/01/2024
3133EKZK5	11812	Federal Farm Credit Bank		08/14/2019	20,000,000.00	19,802,200.00	19,992,000.00	1.600	1.610	105	08/14/2023
3133EKA63	11814	Federal Farm Credit Bank		08/16/2019	10,000,000.00	9,640,400.00	9,982,800.00	1.600	1.636	473	08/16/2024
3133ELZM9	12140	Federal Farm Credit Bank		05/15/2020	25,000,000.00	23,245,500.00	24,953,225.00	0.500	0.538	744	05/14/2025
3133ENKS8	12627	Federal Farm Credit Bank		01/11/2022	7,500,000.00	7,115,400.00	7,483,125.00	1.125	1.202	616	01/06/2025
3133ENZS2	12755	Federal Farm Credit Bank		06/28/2022	10,000,000.00	9,812,500.00	9,994,805.00	3.100	3.127	424	06/28/2024
3133ENZ37	12845	Federal Farm Credit Bank		11/10/2022	18,500,000.00	18,640,230.00	18,497,040.00	4.875	4.886	620	01/10/2025
3133EPAF2	12937	Federal Farm Credit Bank		02/08/2023	20,000,000.00	19,967,800.00	19,990,000.00	4.750	4.802	283	02/08/2024
3133EPBF1	12947	Federal Farm Credit Bank		02/21/2023	15,500,000.00	15,517,205.00	15,479,230.00	4.875	4.969	478	08/21/2024
3133EPCX1	12961	Federal Farm Credit Bank		03/10/2023	10,000,000.00	10,282,800.00	9,991,900.00	4.375	4.393	1,775	03/10/2028
3133EPGS8	13009	Federal Farm Credit Bank		04/24/2023	15,000,000.00	15,031,650.00	14,998,650.00	4.250	4.257	815	07/24/2025
3130AGWK7	11815	Federal Home Loan Bank		08/16/2019	12,000,000.00	11,529,720.00	11,971,800.00	1.500	2.136	472	08/15/2024

Portfolio POOL
RC
PM (PRF_PM2) 7.3.0

**Alameda County Investment Pool
Portfolio Management
Portfolio Details - Investments
April 30, 2023**

CUSIP	Investment #	Issuer	Average Balance	Purchase Date	Par Value	Market Value	Book Value	Stated Rate	YTM	Days to 365 Maturity	Maturity Date
Agency Bullets (Aaa/AA+)											
3130AGWK7	11816	Federal Home Loan Bank		08/16/2019	20,000,000.00	19,216,200.00	19,953,000.00	1.500	1.549	472	08/15/2024
3130AGWK7	11817	Federal Home Loan Bank		08/16/2019	20,000,000.00	19,216,200.00	19,953,000.00	1.500	1.549	472	08/15/2024
3130AK5E2	12220	Federal Home Loan Bank		09/11/2020	2,000,000.00	1,840,000.00	1,994,000.00	0.375	0.436	857	09/04/2025
3130APU29	12551	Federal Home Loan Bank		11/12/2021	12,800,000.00	12,494,720.00	12,794,112.00	0.500	0.523	192	11/09/2023
3130APU29	12552	Federal Home Loan Bank		11/12/2021	20,000,000.00	19,523,000.00	19,990,800.00	0.500	0.523	192	11/09/2023
3130AQF57	12598	Federal Home Loan Bank		12/22/2021	25,000,000.00	24,337,500.00	24,945,000.00	0.625	0.736	235	12/22/2023
3130AQF40	12599	Federal Home Loan Bank		12/22/2021	25,000,000.00	23,685,250.00	24,978,098.58	1.000	1.030	599	12/20/2024
3130AQF65	12600	Federal Home Loan Bank		12/22/2021	25,000,000.00	22,909,750.00	24,925,261.74	1.250	1.311	1,330	12/21/2026
3130ASDS5	12745	Federal Home Loan Bank		06/10/2022	20,000,000.00	19,559,600.00	19,953,600.00	2.750	2.867	424	06/28/2024
3130ASME6	12768	Federal Home Loan Bank		07/08/2022	15,000,000.00	14,723,250.00	14,970,900.00	3.000	3.101	434	07/08/2024
3130ASME6	12769	Federal Home Loan Bank		07/08/2022	10,000,000.00	9,815,500.00	9,980,600.00	3.000	3.101	434	07/08/2024
3130ASME6	12770	Federal Home Loan Bank		07/08/2022	5,000,000.00	4,907,750.00	4,990,300.00	3.000	3.101	434	07/08/2024
3130ATPY7	12822	Federal Home Loan Bank		10/19/2022	9,500,000.00	9,466,750.00	9,477,580.00	4.500	4.644	410	06/14/2024
3130ATQ91	12825	Federal Home Loan Bank		10/20/2022	10,750,000.00	10,726,457.50	10,747,312.50	4.625	4.651	172	10/20/2023
3130ATT31	12829	Federal Home Loan Bank		10/28/2022	15,000,000.00	15,000,150.00	14,983,650.00	4.500	4.561	521	10/03/2024
3130AUCS1	12909	Federal Home Loan Bank		12/21/2022	5,000,000.00	4,995,950.00	5,000,000.00	4.750	4.750	234	12/21/2023
3130ATVD6	12949	Federal Home Loan Bank		02/28/2023	5,000,000.00	5,016,350.00	4,982,000.00	4.875	5.120	501	09/13/2024
3130AV7L0	12953	Federal Home Loan Bank		03/03/2023	19,000,000.00	19,243,390.00	18,974,920.00	5.000	5.071	669	02/28/2025
3130AV7L0	12954	Federal Home Loan Bank		03/03/2023	25,000,000.00	25,320,250.00	24,967,000.00	5.000	5.071	669	02/28/2025
3137EAEN5	11520	Federal Home Loan Mtg Corp		06/11/2018	15,000,000.00	14,953,350.00	14,918,400.00	2.750	2.867	49	06/19/2023
3137EAEP0	12014	Federal Home Loan Mtg Corp		02/14/2020	15,000,000.00	14,303,550.00	14,988,450.00	1.500	1.516	653	02/12/2025
3137EAEP0	12015	Federal Home Loan Mtg Corp		02/14/2020	10,000,000.00	9,535,700.00	9,992,300.00	1.500	1.516	653	02/12/2025
3137EAER6	12129	Federal Home Loan Mtg Corp		05/07/2020	10,000,000.00	9,994,300.00	9,995,800.00	0.375	0.389	4	05/05/2023
3137EAER6	12130	Federal Home Loan Mtg Corp		05/07/2020	20,000,000.00	19,988,600.00	19,991,600.00	0.375	0.389	4	05/05/2023
3137EAER6	12131	Federal Home Loan Mtg Corp		05/07/2020	20,000,000.00	19,988,600.00	19,991,600.00	0.375	0.389	4	05/05/2023
31422BG53	12179	Federal Home Loan Mtg Corp		06/29/2020	15,000,000.00	14,721,150.00	14,988,000.00	0.350	0.375	151	09/29/2023
3137EAEU9	12195	Federal Home Loan Mtg Corp		07/23/2020	10,000,000.00	9,220,900.00	9,950,200.00	0.375	0.727	812	07/21/2025
3137EAUV7	12204	Federal Home Loan Mtg Corp		08/21/2020	10,000,000.00	9,846,400.00	9,989,800.00	0.250	0.284	115	08/24/2023
3137EAUV7	12205	Federal Home Loan Mtg Corp		08/21/2020	10,000,000.00	9,846,400.00	9,989,800.00	0.250	0.284	115	08/24/2023
3137EAUZ8	12291	Federal Home Loan Mtg Corp		11/05/2020	10,000,000.00	9,752,600.00	9,991,000.00	0.250	0.280	189	11/06/2023
3137EAUZ8	12293	Federal Home Loan Mtg Corp		11/05/2020	10,000,000.00	9,752,600.00	9,991,000.00	0.250	0.280	189	11/06/2023
3137EAF2	12331	Federal Home Loan Mtg Corp		12/04/2020	15,000,000.00	14,585,400.00	14,985,150.00	0.250	0.283	217	12/04/2023
3137EAF2	12332	Federal Home Loan Mtg Corp		12/04/2020	10,000,000.00	9,723,600.00	9,990,100.00	0.250	0.283	217	12/04/2023
3137EAEX3	12405	Federal Home Loan Mtg Corp		02/26/2021	15,000,000.00	13,753,650.00	14,747,400.00	0.375	0.750	876	09/23/2025
3137EAEX3	13004	Federal Home Loan Mtg Corp		04/21/2023	25,000,000.00	22,922,750.00	22,840,606.42	0.375	4.174	876	09/23/2025
3135G0U43	11568	Federal National Mtg Assn		09/14/2018	20,000,000.00	19,846,600.00	19,918,000.00	2.875	2.964	134	09/12/2023

**Alameda County Investment Pool
Portfolio Management
Portfolio Details - Investments
April 30, 2023**

CUSIP	Investment #	Issuer	Average Balance	Purchase Date	Par Value	Market Value	Book Value	Stated Rate	YTM 365	Days to Maturity	Maturity Date
Agency Bullets (Aaa/AA+)											
3135G0V34	11657	Federal National Mtg Assn		02/08/2019	20,000,000.00	19,625,200.00	19,925,600.00	2.500	2.580	280	02/05/2024
3135G0V34	11658	Federal National Mtg Assn		02/08/2019	20,000,000.00	19,625,200.00	19,925,600.00	2.500	2.580	280	02/05/2024
3135G0V75	11788	Federal National Mtg Assn		07/08/2019	20,000,000.00	19,359,600.00	19,924,200.00	1.750	1.830	428	07/02/2024
3135G0W66	11872	Federal National Mtg Assn		10/18/2019	20,000,000.00	19,173,800.00	19,965,800.00	1.625	1.661	533	10/15/2024
3135G0W66	11875	Federal National Mtg Assn		10/18/2019	25,000,000.00	23,967,250.00	24,957,250.00	1.625	1.661	533	10/15/2024
3135G0W66	11876	Federal National Mtg Assn		10/18/2019	25,000,000.00	23,967,250.00	24,957,250.00	1.625	1.661	533	10/15/2024
3135G0W66	11918	Federal National Mtg Assn		11/22/2019	25,000,000.00	23,967,250.00	24,939,515.00	1.625	1.677	533	10/15/2024
3135G0X24	11969	Federal National Mtg Assn		01/10/2020	20,000,000.00	19,117,400.00	19,936,200.00	1.625	1.692	617	01/07/2025
3135G0X24	11970	Federal National Mtg Assn		01/10/2020	20,000,000.00	19,117,400.00	19,936,200.00	1.625	1.692	617	01/07/2025
3135G04Q3	12145	Federal National Mtg Assn		05/22/2020	20,000,000.00	19,939,200.00	19,939,800.00	0.250	0.351	21	05/22/2023
3135G04Q3	12146	Federal National Mtg Assn		05/22/2020	15,000,000.00	14,954,400.00	14,954,850.00	0.250	0.351	21	05/22/2023
3135G04Q3	12147	Federal National Mtg Assn		05/22/2020	15,000,000.00	14,954,400.00	14,954,850.00	0.250	0.351	21	05/22/2023
3135G04Z3	12171	Federal National Mtg Assn		06/19/2020	20,000,000.00	18,550,600.00	19,958,600.00	0.500	0.542	778	06/17/2025
3135G04Z3	12172	Federal National Mtg Assn		06/19/2020	15,000,000.00	13,912,950.00	14,968,950.00	0.500	0.542	778	06/17/2025
3135G05G4	12183	Federal National Mtg Assn		07/10/2020	10,000,000.00	9,909,600.00	9,978,500.00	0.250	0.322	70	07/10/2023
3135G06G3	12299	Federal National Mtg Assn		11/12/2020	18,000,000.00	16,533,900.00	17,935,560.00	0.500	0.573	921	11/07/2025
3135G06H1	12321	Federal National Mtg Assn		11/25/2020	15,000,000.00	14,602,350.00	14,982,900.00	0.250	0.288	210	11/27/2023
3135GADM0	12907	Federal National Mtg Assn		12/20/2022	15,000,000.00	14,958,450.00	15,000,000.00	5.000	5.000	233	12/20/2023
Subtotal and Average			1,311,485,275.29		1,282,550,000.00	1,248,191,202.50	1,278,247,311.24		1.962	423	
Federal Agency Disc. -Amortizing											
313384JQ3	12905	Federal Home Loan Bk Disc Note		12/19/2022	50,000,000.00	49,427,500.00	48,613,000.00	4.560	4.802	86	07/26/2023
313384JQ3	12906	Federal Home Loan Bk Disc Note		12/19/2022	50,000,000.00	49,427,500.00	48,613,000.00	4.560	4.802	86	07/26/2023
313384GX1	12931	Federal Home Loan Bk Disc Note		01/31/2023	50,000,000.00	49,704,500.00	49,120,625.00	4.690	4.907	45	06/15/2023
313384SW0	12938	Federal Home Loan Bk Disc Note		02/10/2023	50,000,000.00	48,222,500.00	47,583,444.44	4.780	5.099	284	02/09/2024
313384SW0	12939	Federal Home Loan Bk Disc Note		02/10/2023	50,000,000.00	48,222,500.00	47,583,444.44	4.780	5.099	284	02/09/2024
313384HT9	12962	Federal Home Loan Bk Disc Note		03/13/2023	50,000,000.00	49,566,500.00	49,230,500.00	5.074	5.074	65	07/05/2023
313384GP8	12963	Federal Home Loan Bk Disc Note		03/13/2023	50,000,000.00	49,756,500.00	49,422,486.11	4.835	5.028	37	06/07/2023
313384HK8	12967	Federal Home Loan Bk Disc Note		03/14/2023	50,000,000.00	49,625,500.00	49,281,770.83	4.925	5.137	57	06/27/2023
313384GN3	12968	Federal Home Loan Bk Disc Note		03/16/2023	50,000,000.00	49,763,500.00	49,449,916.67	4.830	5.020	36	06/06/2023
313384GN3	12969	Federal Home Loan Bk Disc Note		03/16/2023	50,000,000.00	49,763,500.00	49,449,916.67	4.830	5.020	36	06/06/2023
313384GH6	12970	Federal Home Loan Bk Disc Note		03/16/2023	50,000,000.00	49,796,000.00	49,484,527.78	4.820	5.006	31	06/01/2023
313384FB0	12971	Federal Home Loan Bk Disc Note		03/16/2023	50,000,000.00	49,993,500.00	49,691,236.11		0.000	1	05/02/2023
313384LA5	12974	Federal Home Loan Bk Disc Note		03/22/2023	50,000,000.00	49,206,000.00	48,928,888.89	4.820	5.063	120	08/29/2023
313384GH6	12976	Federal Home Loan Bk Disc Note		03/27/2023	50,000,000.00	49,796,000.00	49,570,083.33	4.690	4.863	31	06/01/2023
313384JX8	12977	Federal Home Loan Bk Disc Note		03/27/2023	50,000,000.00	49,383,500.00	49,155,555.56	4.750	4.967	93	08/02/2023

**Alameda County Investment Pool
Portfolio Management
Portfolio Details - Investments
April 30, 2023**

CUSIP	Investment #	Issuer	Average Balance	Purchase Date	Par Value	Market Value	Book Value	Stated Rate	YTM 365	Days to Maturity	Maturity Date
Federal Agency Disc. -Amortizing											
313384JH3	12985	Federal Home Loan Bk Disc Note		04/11/2023	50,000,000.00	49,473,500.00	49,344,125.00	4.770	4.969	79	07/19/2023
313384KM0	12998	Federal Home Loan Bk Disc Note		04/20/2023	50,000,000.00	49,291,500.00	49,203,500.00	4.860	5.077	107	08/16/2023
313384MF3	12999	Federal Home Loan Bk Disc Note		04/20/2023	50,000,000.00	49,011,000.00	48,911,111.11	4.900	5.149	149	09/27/2023
313384MH9	13000	Federal Home Loan Bk Disc Note		04/20/2023	50,000,000.00	48,998,000.00	48,897,500.00	4.900	5.151	151	09/29/2023
313384LA5	13001	Federal Home Loan Bk Disc Note		04/20/2023	50,000,000.00	49,206,000.00	49,115,750.00	4.860	5.086	120	08/29/2023
313396GH0	12980	Freddie Mac Discount Notes		03/28/2023	50,000,000.00	49,796,000.00	49,573,889.00	4.720	4.894	31	06/01/2023
Subtotal and Average			889,561,917.24		1,050,000,000.00	1,037,431,000.00	1,030,224,270.94		4.769	91	
Treasury Notes and Bonds											
91282CCN9	12707	National Australia Bank		04/29/2022	100,000,000.00	98,781,000.00	97,269,531.28	0.125	2.342	91	07/31/2023
912828D1	11744	U.S. Treasury		04/29/2019	50,000,000.00	49,390,500.00	48,093,750.00	1.375	2.304	122	08/31/2023
912828S92	11791	U.S. Treasury		07/16/2019	50,000,000.00	49,511,500.00	48,804,687.50	1.250	1.867	91	07/31/2023
912828D1	11832	U.S. Treasury		08/28/2019	50,000,000.00	49,390,500.00	49,966,796.90	1.375	1.392	122	08/31/2023
912828S92	11843	U.S. Treasury		09/06/2019	50,000,000.00	49,511,500.00	49,636,718.75	1.250	1.442	91	07/31/2023
912828VB3	11862	U.S. Treasury		09/26/2019	50,000,000.00	49,944,500.00	50,253,906.25	1.750	1.605	14	05/15/2023
912828Y87	11919	U.S. Treasury		11/22/2019	50,000,000.00	48,304,500.00	50,298,828.15	1.750	1.617	457	07/31/2024
912828Y87	11936	U.S. Treasury		12/10/2019	50,000,000.00	48,304,500.00	50,134,765.65	1.750	1.689	457	07/31/2024
91282CBM2	12408	U.S. Treasury		02/26/2021	50,000,000.00	48,146,500.00	49,699,218.75	0.125	0.329	290	02/15/2024
91282CBQ3	12409	U.S. Treasury		03/01/2021	25,000,000.00	22,822,250.00	24,630,859.38	0.500	0.802	1,034	02/28/2026
91282CDA6	12519	U.S. Treasury		09/30/2021	50,000,000.00	49,058,500.00	49,945,312.50	0.250	0.305	152	09/30/2023
91282CCZ2	12520	U.S. Treasury		09/30/2021	50,000,000.00	45,572,500.00	49,666,015.64	0.875	1.012	1,248	09/30/2026
91282CAT8	12522	U.S. Treasury		09/30/2021	50,000,000.00	45,738,500.00	48,865,234.39	0.250	0.816	914	10/31/2025
91282CDB4	12537	U.S. Treasury		10/27/2021	50,000,000.00	47,345,500.00	49,742,187.50	0.625	0.801	533	10/15/2024
91282CDD0	12555	U.S. Treasury		11/15/2021	50,000,000.00	48,883,000.00	49,873,003.74	0.375	0.513	183	10/31/2023
91282CCT6	12596	U.S. Treasury		12/21/2021	50,000,000.00	47,404,500.00	49,373,046.90	0.375	0.854	472	08/15/2024
91282CDB4	12597	U.S. Treasury		12/21/2021	50,000,000.00	47,345,500.00	49,626,953.15	0.625	0.894	533	10/15/2024
91282CCU3	12604	U.S. Treasury		12/23/2021	50,000,000.00	49,189,500.00	49,580,078.15	0.125	0.627	122	08/31/2023
91282CCU3	12605	U.S. Treasury		12/23/2021	50,000,000.00	49,189,500.00	49,582,031.25	0.125	0.624	122	08/31/2023
91282CCT6	12606	U.S. Treasury		12/23/2021	50,000,000.00	47,404,500.00	49,349,609.40	0.375	0.873	472	08/15/2024
91282CDV0	12634	U.S. Treasury		01/31/2022	50,000,000.00	48,515,500.00	49,679,687.50	0.875	1.200	275	01/31/2024
912828R69	12680	U.S. Treasury		04/21/2022	50,000,000.00	49,878,000.00	49,765,625.00	1.625	2.054	30	05/31/2023
91282CDD0	12681	U.S. Treasury		04/21/2022	50,000,000.00	48,883,000.00	48,494,140.65	0.375	2.398	183	10/31/2023
Subtotal and Average			1,162,331,988.38		1,175,000,000.00	1,138,515,250.00	1,162,331,988.38		1.286	323	

**Alameda County Investment Pool
Portfolio Management
Portfolio Details - Investments
April 30, 2023**

CUSIP	Investment #	Issuer	Average Balance	Purchase Date	Par Value	Market Value	Book Value	Stated Rate	YTM 365	Days to Maturity	Maturity Date
Agency Callables (Aaa/AA+)											
31422XXL1	12698	Farmer Mac		04/28/2022	25,000,000.00	24,255,750.00	25,000,000.00	3.050	3.051	819	07/28/2025
31422XXG2	12700	Farmer Mac		04/26/2022	15,000,000.00	14,344,800.00	15,000,000.00	3.100	3.100	1,456	04/26/2027
31422XN40	12837	Farmer Mac		11/01/2022	15,000,000.00	14,998,050.00	15,000,000.00	5.050	5.050	1,645	11/01/2027
31422XN40	12838	Farmer Mac		11/01/2022	15,000,000.00	14,998,050.00	15,000,000.00	5.050	5.050	1,645	11/01/2027
31422XQ62	12855	Farmer Mac		11/22/2022	20,000,000.00	19,888,400.00	20,000,000.00	5.300	5.300	1,117	05/22/2026
3133EMYD8	12441	Federal Farm Credit Bank		05/06/2021	15,000,000.00	13,825,800.00	15,000,000.00	0.850	0.850	917	11/03/2025
3133EMZS4	12447	Federal Farm Credit Bank		05/18/2021	10,000,000.00	9,078,400.00	10,000,000.00	0.900	0.900	1,113	05/18/2026
3133ENEJ5	12564	Federal Farm Credit Bank		11/18/2021	25,000,000.00	23,711,500.00	24,971,250.00	0.875	0.914	567	11/18/2024
3133ENHW3	12603	Federal Farm Credit Bank		12/23/2021	25,000,000.00	23,400,000.00	25,000,000.00	1.170	1.170	784	06/23/2025
3133ENPG9	12642	Federal Farm Credit Bank		02/15/2022	15,000,000.00	14,349,300.00	14,959,950.00	1.750	1.842	655	02/14/2025
3133EMYD8	12987	Federal Farm Credit Bank		04/14/2023	6,260,000.00	5,769,967.20	5,782,245.49	0.850	4.192	917	11/03/2025
3130AKN85	12367	Federal Home Loan Bank		01/20/2021	20,000,000.00	18,138,400.00	19,974,000.00	0.550	0.576	995	01/20/2026
3130AKVY9	12373	Federal Home Loan Bank		01/29/2021	10,000,000.00	9,055,800.00	10,000,000.00	0.520	0.520	1,004	01/29/2026
3130AKVN3	12374	Federal Home Loan Bank		01/29/2021	5,000,000.00	4,527,900.00	5,000,000.00	0.520	0.520	1,004	01/29/2026
3130AKUS3	12377	Federal Home Loan Bank		01/29/2021	15,450,000.00	13,984,413.00	15,442,275.00	0.500	0.510	1,003	01/28/2026
3130AKMD5	12378	Federal Home Loan Bank		01/29/2021	4,980,000.00	4,508,244.60	4,976,324.76	0.500	0.515	1,001	01/26/2026
3130AKXB7	12391	Federal Home Loan Bank		02/11/2021	10,000,000.00	9,054,500.00	10,000,000.00	0.580	0.580	1,017	02/11/2026
3130AKXB7	12392	Federal Home Loan Bank		02/11/2021	20,000,000.00	18,109,000.00	20,000,000.00	0.580	0.580	1,017	02/11/2026
3130AKWA0	12393	Federal Home Loan Bank		02/12/2021	13,000,000.00	11,749,920.00	12,979,200.00	0.520	0.552	1,018	02/12/2026
3130AKXQ4	12394	Federal Home Loan Bank		02/12/2021	15,000,000.00	13,588,500.00	15,000,000.00	0.600	0.600	1,018	02/12/2026
3130AKVR4	12395	Federal Home Loan Bank		02/12/2021	20,000,000.00	18,092,200.00	20,000,000.00	0.550	0.550	1,018	02/12/2026
3130AL3S1	12397	Federal Home Loan Bank		02/17/2021	10,000,000.00	9,062,500.00	10,000,000.00	0.625	0.625	1,023	02/17/2026
3130ALEM2	12403	Federal Home Loan Bank		02/25/2021	15,000,000.00	13,651,050.00	15,000,000.00	0.790	0.790	1,031	02/25/2026
3130AKZ25	12406	Federal Home Loan Bank		02/26/2021	10,000,000.00	9,063,200.00	10,000,000.00	0.650	0.650	1,032	02/26/2026
3130ALJ70	12413	Federal Home Loan Bank		03/12/2021	10,000,000.00	9,598,400.00	10,000,000.00	0.400	0.400	316	03/12/2024
3130ALGJ7	12419	Federal Home Loan Bank		03/23/2021	20,000,000.00	18,271,600.00	20,000,000.00	1.000	1.000	1,057	03/23/2026
3130ALGJ7	12420	Federal Home Loan Bank		03/23/2021	9,250,000.00	8,450,615.00	9,250,000.00	1.000	1.000	1,057	03/23/2026
3130ALVS0	12436	Federal Home Loan Bank		04/27/2021	15,000,000.00	13,992,750.00	15,000,000.00	0.620	0.620	637	01/27/2025
3130AMAG7	12437	Federal Home Loan Bank		04/29/2021	10,000,000.00	9,098,500.00	10,000,000.00	1.050	1.050	1,094	04/29/2026
3130AMUP5	12466	Federal Home Loan Bank		06/23/2021	15,000,000.00	14,028,150.00	15,000,000.00	0.500	0.500	602	12/23/2024
3130AMU75	12476	Federal Home Loan Bank		06/30/2021	10,000,000.00	9,061,700.00	10,000,000.00	1.000	1.000	1,152	06/26/2026
3130ANSC53	12494	Federal Home Loan Bank		08/30/2021	15,000,000.00	13,555,350.00	15,000,000.00	1.000	1.000	1,213	08/26/2026
3130ANWK24	12495	Federal Home Loan Bank		08/30/2021	25,000,000.00	23,284,250.00	25,000,000.00	0.650	0.650	667	02/26/2025
3130ANWG1	12496	Federal Home Loan Bank		08/30/2021	25,000,000.00	23,608,250.00	25,000,000.00	0.500	0.500	483	08/26/2024
3130ANWJ5	12497	Federal Home Loan Bank		08/30/2021	25,000,000.00	23,197,500.00	25,000,000.00	0.720	0.720	771	06/10/2025
3130ANU32	12516	Federal Home Loan Bank		09/22/2021	10,000,000.00	9,014,500.00	9,995,000.00	1.000	1.010	1,240	09/22/2026

**Alameda County Investment Pool
Portfolio Management
Portfolio Details - Investments
April 30, 2023**

CUSIP	Investment #	Issuer	Average Balance	Purchase Date	Par Value	Market Value	Book Value	Stated Rate	YTM	Days to 365 Maturity	Maturity Date
Agency Callables (Aaa/AA+)											
3130APDL6	12521	Federal Home Loan Bank		09/30/2021	15,000,000.00	13,921,500.00	15,000,000.00	0.800	0.800	791	06/30/2025
3130APJ89	12538	Federal Home Loan Bank		10/28/2021	10,000,000.00	9,420,400.00	10,000,000.00	0.700	0.700	546	10/28/2024
3130APLB9	12539	Federal Home Loan Bank		10/28/2021	10,000,000.00	9,441,900.00	10,000,000.00	0.850	0.850	546	10/28/2024
3130APLB9	12540	Federal Home Loan Bank		10/28/2021	10,000,000.00	9,441,900.00	10,000,000.00	0.850	0.850	546	10/28/2024
3130APRA5	12554	Federal Home Loan Bank		11/15/2021	25,000,000.00	23,667,750.00	25,000,000.00	1.100	1.100	564	11/15/2024
3130APRU1	12556	Federal Home Loan Bank		11/16/2021	10,000,000.00	10,000,000.00	10,000,000.00	1.000	1.000	473	08/16/2024
3130APRU1	12557	Federal Home Loan Bank		11/16/2021	25,000,000.00	23,787,250.00	25,000,000.00	1.000	1.000	473	08/16/2024
3130APLJ2	12560	Federal Home Loan Bank		11/17/2021	15,000,000.00	14,624,850.00	15,000,000.00	0.500	0.500	200	11/17/2023
3130APNH4	12561	Federal Home Loan Bank		11/18/2021	10,000,000.00	9,291,000.00	10,000,000.00	1.200	1.200	932	11/18/2025
3130APQG3	12562	Federal Home Loan Bank		11/18/2021	20,000,000.00	18,582,000.00	20,000,000.00	1.200	1.200	932	11/18/2025
3130APRE7	12563	Federal Home Loan Bank		11/18/2021	25,000,000.00	23,452,500.00	25,000,000.00	1.010	1.010	659	08/12/2025
3130APBR5	12570	Federal Home Loan Bank		11/19/2021	14,950,000.00	13,974,512.50	14,804,237.50	0.650	0.967	617	01/07/2025
3130APVJ1	12571	Federal Home Loan Bank		11/23/2021	15,000,000.00	13,652,100.00	15,000,000.00	1.500	1.500	1,302	11/23/2026
3130APUP8	12572	Federal Home Loan Bank		11/23/2021	25,000,000.00	23,695,000.00	25,000,000.00	0.750	0.750	480	08/23/2024
3130APWH4	12574	Federal Home Loan Bank		11/24/2021	15,000,000.00	14,637,450.00	15,000,000.00	0.750	0.750	205	11/22/2023
3130APWM3	12581	Federal Home Loan Bank		11/30/2021	10,000,000.00	9,453,400.00	10,000,000.00	1.050	1.050	574	11/25/2024
3130APWE1	12582	Federal Home Loan Bank		11/30/2021	15,000,000.00	13,650,900.00	15,000,000.00	1.500	1.500	1,304	11/25/2026
3130APWV3	12583	Federal Home Loan Bank		11/30/2021	25,000,000.00	23,633,500.00	25,000,000.00	1.050	1.050	574	11/25/2024
3130APW43	12585	Federal Home Loan Bank		12/02/2021	8,125,000.00	7,400,575.00	8,123,375.00	1.500	1.504	1,311	12/02/2026
3130APW84	12586	Federal Home Loan Bank		12/03/2021	10,000,000.00	9,108,000.00	9,997,500.00	1.500	1.505	1,312	12/03/2026
3130APXL4	12589	Federal Home Loan Bank		12/10/2021	25,000,000.00	23,630,000.00	24,993,750.00	1.100	1.108	589	12/10/2024
3130APXT7	12594	Federal Home Loan Bank		12/17/2021	10,000,000.00	9,132,300.00	10,000,000.00	1.600	1.600	1,326	12/17/2026
3130AQ4D2	12602	Federal Home Loan Bank		12/23/2021	7,650,000.00	7,243,708.50	7,650,000.00	1.250	1.250	603	12/24/2024
3130AQZ25	12607	Federal Home Loan Bank		12/27/2021	25,000,000.00	23,161,750.00	25,000,000.00	1.500	1.500	1,061	03/27/2026
3130AQ7M9	12608	Federal Home Loan Bank		12/27/2021	25,000,000.00	23,433,750.00	25,000,000.00	1.250	1.250	788	06/27/2025
3130AQFC2	12609	Federal Home Loan Bank		12/27/2021	25,000,000.00	23,711,500.00	24,993,750.00	1.000	1.009	515	09/27/2024
3130AQ6F5	12610	Federal Home Loan Bank		12/28/2021	10,000,000.00	9,716,500.00	10,000,000.00	0.800	0.800	241	12/28/2023
3130AQ2A29	12611	Federal Home Loan Bank		12/28/2021	15,000,000.00	14,107,950.00	15,000,000.00	1.230	1.230	697	03/28/2025
3130AQDR1	12613	Federal Home Loan Bank		12/30/2021	25,000,000.00	23,870,250.00	25,000,000.00	1.000	1.000	424	06/28/2024
3130AQDQ3	12614	Federal Home Loan Bank		12/30/2021	15,000,000.00	14,048,850.00	15,000,000.00	1.220	1.220	791	06/30/2025
3130AQ5S8	12615	Federal Home Loan Bank		12/30/2021	25,000,000.00	23,430,000.00	25,000,000.00	1.250	1.250	791	06/30/2025
3130AQFD0	12616	Federal Home Loan Bank		12/30/2021	25,000,000.00	23,589,250.00	25,000,000.00	1.060	1.060	609	12/30/2024
3130AQGY3	12617	Federal Home Loan Bank		12/30/2021	25,000,000.00	23,716,500.00	25,000,000.00	1.030	1.030	518	09/30/2024
3130AQFW8	12618	Federal Home Loan Bank		12/30/2021	25,000,000.00	23,706,250.00	25,000,000.00	1.000	1.000	518	09/30/2024
3130AQJ38	12629	Federal Home Loan Bank		01/25/2022	10,000,000.00	9,531,300.00	10,000,000.00	1.050	1.050	451	07/25/2024
3130AQGT4	12631	Federal Home Loan Bank		01/28/2022	15,000,000.00	14,123,550.00	14,857,500.00	1.100	1.429	623	01/13/2025

**Alameda County Investment Pool
Portfolio Management
Portfolio Details - Investments
April 30, 2023**

CUSIP	Investment #	Issuer	Average Balance	Purchase Date	Par Value	Market Value	Book Value	Stated Rate	YTM 365	Days to Maturity	Maturity Date
Agency Callables (Aaa/AA+)											
3130AQM83	12632	Federal Home Loan Bank		01/28/2022	4,185,000.00	3,863,047.95	4,164,261.00	1.600	1.716	1,183	07/27/2026
3130AQU8	12645	Federal Home Loan Bank		02/17/2022	10,000,000.00	9,260,700.00	10,000,000.00	2.010	2.010	1,388	02/17/2027
3130AQVM2	12647	Federal Home Loan Bank		02/25/2022	10,000,000.00	9,502,800.00	10,000,000.00	1.750	1.750	666	02/25/2025
3130AQUY7	12648	Federal Home Loan Bank		02/25/2022	10,000,000.00	9,269,300.00	10,000,000.00	2.050	2.050	1,396	02/25/2027
3130AQT78	12652	Federal Home Loan Bank		02/28/2022	15,000,000.00	14,252,100.00	15,000,000.00	1.750	1.750	669	02/28/2025
3130AMU67	12666	Federal Home Loan Bank		03/21/2022	20,000,000.00	18,962,200.00	19,238,220.00	0.400	2.128	424	06/28/2024
3130ARGC9	12667	Federal Home Loan Bank		03/25/2022	10,000,000.00	9,457,800.00	10,000,000.00	2.550	2.550	1,424	03/25/2027
3130ARBC4	12668	Federal Home Loan Bank		03/28/2022	5,000,000.00	4,860,650.00	5,000,000.00	2.000	2.000	332	03/28/2024
3130ARAE1	12670	Federal Home Loan Bank		03/25/2022	25,000,000.00	23,857,500.00	25,000,000.00	2.100	2.100	786	06/25/2025
3130ARFQ9	12671	Federal Home Loan Bank		04/05/2022	25,000,000.00	23,595,750.00	25,000,000.00	2.610	2.610	1,435	04/05/2027
3130ARC41	12674	Federal Home Loan Bank		03/30/2022	15,000,000.00	14,393,250.00	15,000,000.00	2.320	2.320	694	03/25/2025
3130ARFG1	12675	Federal Home Loan Bank		03/30/2022	10,000,000.00	9,411,500.00	10,000,000.00	2.400	2.400	1,424	03/25/2027
3130ARJW2	12677	Federal Home Loan Bank		04/22/2022	15,000,000.00	14,553,900.00	15,000,000.00	3.000	3.000	722	04/22/2025
3130ARL33	12682	Federal Home Loan Bank		04/21/2022	20,000,000.00	19,377,600.00	20,000,000.00	3.000	3.001	843	08/21/2025
3130ARDV0	12691	Federal Home Loan Bank		04/08/2022	10,000,000.00	9,537,100.00	10,000,000.00	3.000	3.000	1,424	03/25/2027
3130ARPZ8	12697	Federal Home Loan Bank		04/28/2022	25,000,000.00	24,296,750.00	25,000,000.00	3.150	3.151	819	07/28/2025
3130ARUV1	12706	Federal Home Loan Bank		04/27/2022	25,000,000.00	24,233,250.00	25,000,000.00	3.100	3.100	910	10/27/2025
3130ARYU9	12740	Federal Home Loan Bank		05/23/2022	10,000,000.00	9,824,200.00	10,000,000.00	3.000	3.002	298	02/23/2024
3130AS3H0	12741	Federal Home Loan Bank		05/26/2022	25,000,000.00	24,482,750.00	25,000,000.00	2.625	2.626	301	02/26/2024
3130ASBX6	12743	Federal Home Loan Bank		06/03/2022	10,000,000.00	9,946,100.00	10,000,000.00	2.275	2.276	60	06/30/2023
3130ASC49	12748	Federal Home Loan Bank		06/16/2022	15,000,000.00	14,929,500.00	15,000,000.00	2.300	2.300	57	06/27/2023
3130ASKE8	12754	Federal Home Loan Bank		06/28/2022	15,000,000.00	14,816,250.00	15,000,000.00	3.300	3.300	241	12/28/2023
3130ASKJ7	12756	Federal Home Loan Bank		06/28/2022	20,000,000.00	19,641,000.00	20,000,000.00	3.500	3.500	424	06/28/2024
3130ASKF5	12757	Federal Home Loan Bank		06/30/2022	10,000,000.00	9,959,400.00	10,000,000.00	3.000	3.000	60	06/30/2023
3130AS5R6	12761	Federal Home Loan Bank		06/30/2022	50,000,000.00	49,774,000.00	49,755,000.00	3.000	3.023	74	07/14/2023
3130ASQC6	12774	Federal Home Loan Bank		07/28/2022	20,000,000.00	19,905,000.00	20,000,000.00	3.500	3.500	88	07/28/2023
3130ASUT4	12778	Federal Home Loan Bank		08/10/2022	15,000,000.00	14,913,750.00	15,000,000.00	3.160	3.127	101	08/10/2023
3130ASZD4	12787	Federal Home Loan Bank		08/30/2022	15,000,000.00	14,778,750.00	14,998,500.00	4.130	4.134	850	08/28/2025
3130ASYZ6	12789	Federal Home Loan Bank		08/30/2022	25,000,000.00	24,591,250.00	25,000,000.00	4.000	4.000	850	08/28/2025
3130ASYR4	12806	Federal Home Loan Bank		09/27/2022	25,000,000.00	24,685,000.00	24,610,000.00	4.000	4.576	850	08/28/2025
3130ATDV6	12814	Federal Home Loan Bank		09/30/2022	10,000,000.00	9,890,500.00	10,000,000.00	5.000	5.000	1,613	09/30/2027
3130ATXX0	12864	Federal Home Loan Bank		11/30/2022	25,000,000.00	24,877,500.00	25,000,000.00	5.000	5.001	389	05/24/2024
3130AU2C7	12885	Federal Home Loan Bank		12/06/2022	15,000,000.00	14,943,750.00	15,000,000.00	5.300	5.300	585	12/06/2024
3130AU5Q3	12896	Federal Home Loan Bank		12/13/2022	20,000,000.00	19,944,000.00	20,000,000.00	5.200	5.205	501	09/13/2024
3130AUNX8	12920	Federal Home Loan Bank		01/25/2023	15,000,000.00	14,937,900.00	15,000,000.00	5.000	5.003	296	02/21/2024
3130AUNQ3	12922	Federal Home Loan Bank		01/26/2023	20,000,000.00	19,915,800.00	20,000,000.00	5.000	5.003	296	02/21/2024

**Alameda County Investment Pool
Portfolio Management
Portfolio Details - Investments
April 30, 2023**

CUSIP	Investment #	Issuer	Average Balance	Purchase Date	Par Value	Market Value	Book Value	Stated Rate	YTM	Days to 365 Maturity	Maturity Date
Agency Callables (Aaa/AA+)											
3130AUGJ7	12926	Federal Home Loan Bank		01/30/2023	15,000,000.00	14,940,300.00	15,000,000.00	5.020	5.020	1,001	01/26/2026
3130AUNY6	12928	Federal Home Loan Bank		01/30/2023	10,000,000.00	9,947,700.00	10,000,000.00	5.125	5.125	819	07/28/2025
3130AUW42	12945	Federal Home Loan Bank		02/16/2023	10,000,000.00	9,967,100.00	10,000,000.00	5.160	5.160	291	02/16/2024
3130AV5F5	12957	Federal Home Loan Bank		03/07/2023	10,000,000.00	9,975,600.00	10,000,000.00	5.450	5.457	403	06/07/2024
3130AVBR2	12958	Federal Home Loan Bank		03/08/2023	20,375,000.00	20,337,713.75	20,375,000.00	5.510	5.514	336	04/01/2024
3130AVA36	12959	Federal Home Loan Bank		03/08/2023	15,000,000.00	14,971,950.00	15,000,000.00	5.500	5.504	336	04/01/2024
3130AVDV1	12975	Federal Home Loan Bank		03/27/2023	20,000,000.00	19,963,600.00	20,000,000.00	6.125	6.125	1,061	03/27/2026
3130AVD58	12978	Federal Home Loan Bank		03/28/2023	20,000,000.00	19,965,400.00	20,000,000.00	5.750	5.750	332	03/28/2024
3130AVGL0	12982	Federal Home Loan Bank		04/03/2023	10,000,000.00	10,017,600.00	10,000,000.00	5.250	5.261	247	01/03/2024
3130AQZT3	12993	Federal Home Loan Bank		04/18/2023	8,395,000.00	7,955,521.75	7,968,832.49	2.750	4.266	1,407	03/08/2027
3130ANED8	12994	Federal Home Loan Bank		04/19/2023	18,850,000.00	17,074,141.50	17,041,677.61	1.000	4.246	1,183	07/27/2026
3130AQV26	12996	Federal Home Loan Bank		04/20/2023	25,000,000.00	23,949,750.00	23,972,784.81	1.610	4.898	492	09/04/2024
3130AVR46	13002	Federal Home Loan Bank		04/21/2023	20,000,000.00	19,995,600.00	20,000,000.00	5.300	5.304	382	05/17/2024
3130AVT51	13010	Federal Home Loan Bank		04/25/2023	20,000,000.00	20,005,400.00	20,000,000.00	5.300	5.304	387	05/22/2024
31422BUS7	12016	Federal Home Loan Mtg Corp		02/18/2020	25,000,000.00	23,887,750.00	25,000,000.00	1.680	1.680	659	02/18/2025
3134GVWR5	12144	Federal Home Loan Mtg Corp		05/22/2020	25,000,000.00	23,261,250.00	25,000,000.00	0.625	0.625	752	05/22/2025
3134GWND4	12199	Federal Home Loan Mtg Corp		08/12/2020	15,000,000.00	13,819,200.00	15,000,000.00	0.600	0.600	834	08/12/2025
3134GWN44	12219	Federal Home Loan Mtg Corp		09/11/2020	15,000,000.00	14,136,750.00	15,000,000.00	0.450	0.450	499	09/11/2024
3134GWUY0	12246	Federal Home Loan Mtg Corp		09/30/2020	15,000,000.00	13,996,650.00	15,000,000.00	0.400	0.400	609	12/30/2024
3134GWVJ2	12247	Federal Home Loan Mtg Corp		09/30/2020	15,000,000.00	14,101,650.00	15,000,000.00	0.400	0.400	518	09/30/2024
3134GWXX0	12248	Federal Home Loan Mtg Corp		09/30/2020	15,000,000.00	14,101,650.00	15,000,000.00	0.400	0.400	518	09/30/2024
3134GWVJ2	12249	Federal Home Loan Mtg Corp		09/30/2020	10,000,000.00	9,401,100.00	10,000,000.00	0.400	0.400	518	09/30/2024
3134GWXG6	12250	Federal Home Loan Mtg Corp		09/30/2020	10,000,000.00	9,335,800.00	10,000,000.00	0.430	0.430	609	12/30/2024
3134GWUY0	12251	Federal Home Loan Mtg Corp		09/30/2020	10,000,000.00	9,331,100.00	10,000,000.00	0.400	0.400	609	12/30/2024
3134GXBD5	12300	Federal Home Loan Mtg Corp		11/12/2020	15,000,000.00	14,284,050.00	15,000,000.00	0.360	0.360	380	05/15/2024
3134GXDZ4	12318	Federal Home Loan Mtg Corp		11/25/2020	15,000,000.00	14,045,400.00	15,000,000.00	0.450	0.450	574	11/25/2024
3134GXBM5	12319	Federal Home Loan Mtg Corp		11/25/2020	15,000,000.00	13,729,800.00	15,000,000.00	0.600	0.600	926	11/12/2025
3134GXHD9	12359	Federal Home Loan Mtg Corp		12/23/2020	10,000,000.00	9,132,600.00	10,000,000.00	0.700	0.700	967	12/23/2025
3134GXSD7	12715	Federal Home Loan Mtg Corp		05/05/2022	25,000,000.00	24,356,250.00	25,000,000.00	3.020	3.020	554	11/05/2024
3134GXL44	12779	Federal Home Loan Mtg Corp		08/12/2022	15,000,000.00	14,754,900.00	15,000,000.00	4.000	4.000	834	08/12/2025
3134GXR63	12786	Federal Home Loan Mtg Corp		08/29/2022	20,000,000.00	19,684,200.00	20,000,000.00	4.050	4.050	850	08/28/2025
3134GXT87	12788	Federal Home Loan Mtg Corp		08/30/2022	25,000,000.00	24,594,000.00	25,000,000.00	4.000	4.000	669	02/28/2025
3134GXS88	12790	Federal Home Loan Mtg Corp		08/30/2022	10,000,000.00	9,837,600.00	10,000,000.00	4.000	4.000	669	02/28/2025
3134GXS88	12791	Federal Home Loan Mtg Corp		08/30/2022	10,000,000.00	9,837,600.00	10,000,000.00	4.000	4.000	669	02/28/2025
3134GXW34	12792	Federal Home Loan Mtg Corp		08/30/2022	20,000,000.00	19,735,000.00	20,000,000.00	4.250	4.250	850	08/28/2025
3134GXY65	12804	Federal Home Loan Mtg Corp		09/16/2022	15,000,000.00	14,745,750.00	15,000,000.00	4.250	4.250	1,050	03/16/2026

Portfolio POOL
RC
PM (PRF_PM2) 7.3.0

**Alameda County Investment Pool
Portfolio Management
Portfolio Details - Investments
April 30, 2023**

CUSIP	Investment #	Issuer	Average Balance	Purchase Date	Par Value	Market Value	Book Value	Stated Rate	YTM	Days to 365 Maturity	Maturity Date
Agency Callables (Aaa/AA+)											
3134GX6A7	12827	Federal Home Loan Mtg Corp		10/25/2022	15,000,000.00	14,947,050.00	15,000,000.00	5.000	5.000	725	04/25/2025
3134GX4M3	12828	Federal Home Loan Mtg Corp		10/28/2022	10,000,000.00	9,949,100.00	10,000,000.00	5.080	5.080	543	10/25/2024
3134GX6Q2	12841	Federal Home Loan Mtg Corp		11/08/2022	15,000,000.00	14,975,100.00	15,000,000.00	5.750	5.750	1,652	11/08/2027
3134GY2K7	12846	Federal Home Loan Mtg Corp		11/15/2022	10,000,000.00	9,960,600.00	10,000,000.00	5.310	5.310	564	11/15/2024
3134GX7M0	12847	Federal Home Loan Mtg Corp		11/15/2022	15,000,000.00	14,940,300.00	15,000,000.00	5.150	5.150	1,110	05/15/2026
3134GY2A9	12850	Federal Home Loan Mtg Corp		11/17/2022	15,000,000.00	14,952,300.00	15,000,000.00	5.150	5.150	931	11/17/2025
3134GY4G4	12859	Federal Home Loan Mtg Corp		11/28/2022	25,000,000.00	24,867,250.00	25,000,000.00	5.020	5.025	483	08/26/2024
3134GY4H2	12863	Federal Home Loan Mtg Corp		11/30/2022	25,000,000.00	24,869,500.00	25,000,000.00	5.150	5.150	942	11/28/2025
3134GY6B3	12898	Federal Home Loan Mtg Corp		12/14/2022	25,000,000.00	24,903,250.00	25,000,000.00	5.100	5.102	1,232	09/14/2026
3134GY7M8	12901	Federal Home Loan Mtg Corp		12/16/2022	25,000,000.00	24,897,750.00	25,000,000.00	5.270	5.273	869	09/16/2025
3134GYAA0	12908	Federal Home Loan Mtg Corp		12/20/2022	25,000,000.00	24,889,750.00	25,000,000.00	5.145	5.145	416	06/20/2024
3134GYAW2	12910	Federal Home Loan Mtg Corp		12/22/2022	25,000,000.00	24,805,750.00	25,000,000.00	5.150	5.150	1,148	06/22/2026
3134GXR63	12918	Federal Home Loan Mtg Corp		01/20/2023	10,000,000.00	9,842,100.00	9,871,600.00	4.050	4.577	850	08/28/2025
3134GYE24	12921	Federal Home Loan Mtg Corp		01/26/2023	10,000,000.00	9,935,500.00	10,000,000.00	5.125	5.125	1,001	01/26/2026
3134GYEA6	12925	Federal Home Loan Mtg Corp		01/27/2023	30,000,000.00	29,844,600.00	30,000,000.00	5.300	5.300	1,002	01/27/2026
3134GYF98	12927	Federal Home Loan Mtg Corp		01/30/2023	10,000,000.00	9,933,800.00	10,000,000.00	5.000	5.000	638	01/28/2025
3134GYG30	12929	Federal Home Loan Mtg Corp		01/31/2023	5,000,000.00	4,969,700.00	5,000,000.00	5.020	5.028	911	10/28/2025
3134GXRG1	12930	Federal Home Loan Mtg Corp		01/31/2023	5,000,000.00	4,853,850.00	4,885,965.28	3.050	4.422	742	05/12/2025
3134GYFT4	12936	Federal Home Loan Mtg Corp		02/07/2023	15,000,000.00	14,879,550.00	15,000,000.00	5.000	5.003	1,102	05/07/2026
3134GYJE3	12944	Federal Home Loan Mtg Corp		02/16/2023	25,000,000.00	24,830,750.00	25,000,000.00	5.200	5.200	1,568	08/16/2027
3134GYLU4	12973	Federal Home Loan Mtg Corp		03/17/2023	25,000,000.00	25,021,250.00	25,000,000.00	5.500	5.502	1,508	06/17/2027
3134GW6C5	12988	Federal Home Loan Mtg Corp		04/14/2023	13,955,000.00	12,458,465.80	12,485,538.50	0.800	4.022	1,276	10/28/2026
3134GWZG4	12989	Federal Home Loan Mtg Corp		04/14/2023	13,000,000.00	11,916,320.00	11,889,800.00	0.600	4.212	903	10/20/2025
3134GXR63	12991	Federal Home Loan Mtg Corp		04/17/2023	5,000,000.00	4,921,050.00	4,970,062.50	4.050	4.567	850	08/28/2025
3134GW5R3	12992	Federal Home Loan Mtg Corp		04/17/2023	11,935,000.00	10,948,691.60	10,894,268.00	0.650	4.329	910	10/27/2025
3134GYPN6	12995	Federal Home Loan Mtg Corp		04/20/2023	25,000,000.00	24,993,500.00	25,000,000.00	5.125	5.125	903	10/20/2025
3134GYPC0	13005	Federal Home Loan Mtg Corp		04/24/2023	10,000,000.00	10,008,700.00	10,000,000.00	5.375	5.375	724	04/24/2025
3134GYPY2	13011	Federal Home Loan Mtg Corp		04/26/2023	25,000,000.00	25,033,000.00	25,000,000.00	5.150	5.152	1,366	01/26/2027
3134GYQ96	13012	Federal Home Loan Mtg Corp		04/26/2023	20,000,000.00	20,012,000.00	20,000,000.00	5.450	5.450	1,456	04/26/2027
3134GYPX4	13013	Federal Home Loan Mtg Corp		04/27/2023	25,000,000.00	25,025,000.00	25,000,000.00	5.300	5.300	1,275	10/27/2026
3134GYQD7	13014	Federal Home Loan Mtg Corp		04/27/2023	25,000,000.00	25,008,750.00	25,000,000.00	5.400	5.403	1,183	07/27/2026
3134GYQE5	13016	Federal Home Loan Mtg Corp		04/27/2023	25,000,000.00	25,005,500.00	25,000,000.00	5.375	5.375	910	10/27/2025
3134GYQN5	13017	Federal Home Loan Mtg Corp		04/27/2023	25,000,000.00	25,030,500.00	25,000,000.00	5.500	5.500	1,640	10/27/2027
3136G4XV0	12181	Federal National Mtg Assn		06/30/2020	15,000,000.00	13,899,900.00	15,000,000.00	0.730	0.730	791	06/30/2025
3136G4ZJ5	12184	Federal National Mtg Assn		07/21/2020	10,000,000.00	9,232,200.00	10,000,000.00	0.625	0.625	812	07/21/2025
3136G4A86	12185	Federal National Mtg Assn		07/21/2020	8,000,000.00	7,364,800.00	7,984,000.00	0.500	0.541	812	07/21/2025

**Alameda County Investment Pool
Portfolio Management
Portfolio Details - Investments
April 30, 2023**

CUSIP	Investment #	Issuer	Average Balance	Purchase Date	Par Value	Market Value	Book Value	Stated Rate	YTM 365	Days to Maturity	Maturity Date
Agency Callables (Aaa/AA+)											
3135G05X7	12209	Federal National Mtg Assn		08/27/2020	15,000,000.00	13,792,350.00	14,929,800.00	0.375	0.470	847	08/25/2025
3135G05X7	12210	Federal National Mtg Assn		08/27/2020	10,000,000.00	9,194,900.00	9,953,200.00	0.375	0.470	847	08/25/2025
3136G42F9	12211	Federal National Mtg Assn		08/27/2020	10,000,000.00	9,207,900.00	10,000,000.00	0.625	0.625	849	08/27/2025
3136G44U4	12265	Federal National Mtg Assn		10/20/2020	10,000,000.00	9,143,300.00	10,000,000.00	0.500	0.500	903	10/20/2025
3135G06C2	12278	Federal National Mtg Assn		10/29/2020	15,000,000.00	13,740,900.00	15,000,000.00	0.600	0.600	912	10/29/2025
3135GA2Z3	12304	Federal National Mtg Assn		11/17/2020	10,000,000.00	9,140,800.00	9,995,000.00	0.560	0.570	931	11/17/2025
3135GA3G4	12317	Federal National Mtg Assn		11/25/2020	10,000,000.00	9,356,200.00	10,000,000.00	0.400	0.400	574	11/25/2024
3135GAA76	12343	Federal National Mtg Assn		12/09/2020	20,000,000.00	18,487,800.00	20,000,000.00	0.540	0.540	770	06/09/2025
3135GABT7	12355	Federal National Mtg Assn		12/16/2020	20,000,000.00	18,461,800.00	20,000,000.00	0.500	0.500	777	06/16/2025
3135GA7L9	12356	Federal National Mtg Assn		12/16/2020	20,000,000.00	18,461,800.00	20,000,000.00	0.500	0.500	777	06/16/2025
3135G06V0	12849	Federal National Mtg Assn		11/16/2022	20,000,000.00	19,703,600.00	19,672,460.00	4.125	4.758	850	08/28/2025
3135GACY5	12856	Federal National Mtg Assn		11/25/2022	10,000,000.00	9,977,700.00	10,000,000.00	5.600	5.600	939	11/25/2025
3135GAD65	12858	Federal National Mtg Assn		11/28/2022	20,000,000.00	19,907,000.00	20,000,000.00	5.200	5.200	940	11/26/2025
3135GADS7	12911	Federal National Mtg Assn		12/23/2022	20,000,000.00	19,880,800.00	20,000,000.00	5.000	5.000	784	06/23/2025
3135G06Y4	12946	Federal National Mtg Assn		02/17/2023	10,000,000.00	9,935,500.00	10,000,000.00	5.200	5.272	1,023	02/17/2026
3135G07A5	12986	Federal National Mtg Assn		04/14/2023	15,000,000.00	14,979,900.00	15,000,000.00	5.260	5.264	375	05/10/2024
3135GAGL9	12990	Federal National Mtg Assn		04/17/2023	15,000,000.00	14,976,450.00	15,000,000.00	5.000	5.000	535	10/17/2024
Subtotal and Average			2,986,164,691.96		3,223,360,000.00	3,096,252,008.15	3,213,406,327.94		2.782	786	
Asset Backed Securities											
14315XAC2	11977	CarMax Auto Owner Trust		01/22/2020	534,125.46	534,020.66	534,020.66	1.300	1.291	595	12/16/2024
14043MAC5	12019	Capital One Prime Auto Rec		02/19/2020	678,686.47	675,707.04	678,542.18	1.600	1.615	564	11/15/2024
14043MAC5	12043	Capital One Prime Auto Rec		03/18/2020	791,800.87	788,324.86	778,562.95	1.600	2.360	564	11/15/2024
36258NAC6	11972	GM Financial		01/15/2020	78,999.47	78,880.18	78,980.87	1.840	1.858	504	09/16/2024
43813RAC1	12024	Hyundai Auto Rec Trust		02/26/2020	788,766.80	786,203.31	788,612.20	1.610	1.625	357	04/22/2024
Subtotal and Average			3,549,475.77		2,872,379.02	2,863,136.00	2,858,718.81		1.767	511	
Municipal Bonds											
072024WP3	12038	Bay Area Ca Tran		03/17/2020	10,000,000.00	9,774,100.00	10,264,600.00	2.254	1.570	336	04/01/2024
072024WP3	12039	Bay Area Ca Tran		03/17/2020	10,000,000.00	9,774,100.00	10,264,600.00	2.254	1.575	336	04/01/2024
13063DRJ9	11878	St. of California		10/24/2019	5,000,000.00	4,943,900.00	5,100,050.00	2.400	1.870	153	10/01/2023
13032UB98	12692	California Health Facility		04/07/2022	1,000,000.00	975,110.00	1,000,000.00	2.670	2.671	397	06/01/2024
13032UC22	12693	California Health Facility		04/07/2022	2,715,000.00	2,621,685.45	2,715,000.00	2.991	2.992	762	06/01/2025
13032UC30	12694	California Health Facility		04/07/2022	2,500,000.00	2,394,650.00	2,500,000.00	3.044	3.045	1,127	06/01/2026
91412HGE7	12262	UNIVHGR		10/19/2020	9,580,000.00	8,943,888.00	9,661,525.80	0.883	0.721	745	05/15/2025

**Alameda County Investment Pool
Portfolio Management
Portfolio Details - Investments
April 30, 2023**

CUSIP	Investment #	Issuer	Average Balance	Purchase Date	Par Value	Market Value	Book Value	Stated Rate	YTM 365	Days to Maturity
Subtotal and Average			41,505,775.80		40,795,000.00	39,427,433.45	41,505,775.80		1.619	486
Total and Average			9,752,753,622.16		10,172,800,379.02	9,912,853,596.97	10,120,407,201.76		3.102	438

**Alameda County Investment Pool
Transaction Activity Report
April 1, 2023 - April 30, 2023
Sorted by Fund - Transaction Date
All Funds**

Investment #	Fund	CUSIP	Inv Descrip	TransactionType	TransactionDate	Issuer	New Principal	Principal Paydowns	Interest	Total Cash
12982	100	3130AVGL0	FEDERAL HOME	Purchase	04/03/2023	Federal Home Loan	10,000,000.00			-10,000,000.00
11878	100	13063DRJ9	CALIFORNIA ST,	Interest	04/03/2023	St. of California			60,000.00	60,000.00
11956	100	31422BQW3	FAMCA 1.74% MAT	Interest	04/03/2023	Farmer Mac			348,000.00	348,000.00
12038	100	072024WP3	BAYTRN 2.254%	Interest	04/03/2023	Bay Area Ca Tran			112,700.00	112,700.00
12039	100	072024WP3	BAYTRN 2.254%	Interest	04/03/2023	Bay Area Ca Tran			112,700.00	112,700.00
12081	100	89236TGX7	TOYOTA MOTOR	Interest	04/03/2023	Toyota Motor Credit			90,000.00	90,000.00
12818	100	SYS12818	BRIDGE 4.% MAT	Interest	04/03/2023	Bridge Bank			84,931.47	84,931.47
12829	100	3130ATT31	FEDERAL HOME	Interest	04/03/2023	Federal Home Loan			290,625.00	290,625.00
12797	100	SYS12797	BANKSF 3.03% MAT	Interest	04/04/2023	Bank of San Francisc			13,045.83	13,045.83
10472	100	SYS10472	CTRSTF 0.1%	Interest	04/04/2023	CalTrust - Short Ter			134,916.11	134,916.11
12672	100	3134GXQN7	FEDERAL HOME LN	Redemption	04/05/2023	Federal Home Loan		10,000,000.00		10,000,000.00
12821	100	SYS12821	SIGNA 3.85% MAT	Redemption	04/05/2023	Signature Bank		20,000,000.00		20,000,000.00
12671	100	3130ARFQ9	FEDERAL HOME	Interest	04/05/2023	Federal Home Loan			326,250.00	326,250.00
12672	100	3134GXQN7	FEDERAL HOME LN	Interest	04/05/2023	Federal Home Loan			117,500.00	117,500.00
12767	100	SYS12767	EWEST 3.% MAT	Interest	04/05/2023	East West Bank			64,583.31	64,583.31
12821	100	SYS12821	SIGNA 3.85% MAT	Interest	04/05/2023	Signature Bank			65,500.83	65,500.83
12919	100	SYS12919	EWEST 2.9% MAT	Interest	04/05/2023	East West Bank			82,666.64	82,666.64
12943	100	SYS12943	EWEST 4.8% MAT	Interest	04/05/2023	East West Bank			165,333.29	165,333.29
12821	100	SYS12821	SIGNA 3.85% MAT	Interest	04/06/2023	Signature Bank			12,620.88	12,620.88
12257	100	713448FB9	PEP 0.4% MAT	Interest	04/07/2023	Pepsi Inc.			20,000.00	20,000.00
12983	100	63873QE75	NATXNY 5.42% MAT	Purchase	04/10/2023	Natixis North Americ	50,000,000.00			-50,000,000.00
12984	100	63873QE83	NATXNY 5.42% MAT	Purchase	04/10/2023	Natixis North Americ	50,000,000.00			-50,000,000.00
12259	100	24422EVJ5	DEERE JOHN	Interest	04/10/2023	John Deere			4,000.00	4,000.00
12742	100	SYS12742	UB-LOC 0.5% MAT	Interest	04/10/2023	Union Bank - LOC			2,152.78	2,152.78
12985	100	313384JH3	FHLBDN DISC NOTE	Purchase	04/11/2023	Federal Home Loan	49,344,125.00			-49,344,125.00
12689	100	3130ARND9	FEDERAL HOME	Redemption	04/12/2023	Federal Home Loan		20,000,000.00		20,000,000.00
12689	100	3130ARND9	FEDERAL HOME	Interest	04/12/2023	Federal Home Loan			235,000.00	235,000.00
12686	100	023135CF1	AMAZON COM INC,	Interest	04/13/2023	Amazon			115,500.00	115,500.00
12687	100	023135CD6	AMAZON COM INC,	Interest	04/13/2023	Amazon			136,500.00	136,500.00
12688	100	023135CE4	AMZN 3.% MAT	Interest	04/13/2023	Amazon			195,000.00	195,000.00
12987	100	3133EMYD8	FEDERAL FARM CR	Purchase	04/14/2023	Federal Farm Credit	5,782,245.49			-5,782,245.49
12988	100	3134GW6C5	FEDERAL HOME LN	Purchase	04/14/2023	Federal Home Loan	12,537,016.94			-12,537,016.94
12989	100	3134GWZG4	FEDERAL HOME LN	Purchase	04/14/2023	Federal Home Loan	11,927,500.00			-11,927,500.00
12986	100	3135G07A5	FEDERAL NATL MTG	Purchase	04/14/2023	Federal National Mtg	15,000,000.00			-15,000,000.00
12991	100	3134GXR63	FEDERAL HOME LN	Purchase	04/17/2023	Federal Home Loan	4,970,062.50			-4,970,062.50

Portfolio POOL

RC

**Alameda County Investment Pool
Transaction Activity Report
Sorted by Fund - Transaction Date**

Investment #	Fund	CUSIP	Inv Descrip	TransactionType	TransactionDate	Issuer	New Principal	Principal Paydowns	Interest	Total Cash
12992	100	3134GW5R3	FHLMC 0.65% MAT	Purchase	04/17/2023	Federal Home Loan	10,930,901.82			-10,930,901.82
12990	100	3135GAGL9	FEDERAL NATL MTG	Purchase	04/17/2023	Federal National Mtg	15,000,000.00			-15,000,000.00
11872	100	3135G0W66	FNMA 1.625% MAT	Interest	04/17/2023	Federal National Mtg			162,500.00	162,500.00
11875	100	3135G0W66	FNMA 1.625% MAT	Interest	04/17/2023	Federal National Mtg			203,125.00	203,125.00
11876	100	3135G0W66	FNMA 1.625% MAT	Interest	04/17/2023	Federal National Mtg			203,125.00	203,125.00
11918	100	3135G0W66	FNMA 1.625% MAT	Interest	04/17/2023	Federal National Mtg			203,125.00	203,125.00
12160	100	98459LAA1	YALUNI 0.873% MAT	Interest	04/17/2023	Yale University			13,095.00	13,095.00
12537	100	91282CDB4	UNITED STATES	Interest	04/17/2023	U.S. Treasury			156,250.00	156,250.00
12946	100	3135G06Y4	FNMA 5.2% MAT	Interest	04/17/2023	Federal National Mtg			44,777.78	44,777.78
11760	100	14042WAC4	COPAR 2.51% MAT	Interest	04/17/2023	Capital One Prime Au				0.00
11760	100	14042WAC4	COPAR 2.51% MAT	Redemption	04/17/2023	Capital One Prime Au				0.00
11972	100	36258NAC6	GMCAR 1.84% MAT	Interest	04/17/2023	GM Financial			240.83	240.83
11972	100	36258NAC6	GMCAR 1.84% MAT	Redemption	04/17/2023	GM Financial		78,062.43		78,062.43
11977	100	14315XAC2	CARMX 1.3% MAT	Interest	04/17/2023	CarMax Auto Owner			1,026.79	1,026.79
11977	100	14315XAC2	CARMX 1.3% MAT	Redemption	04/17/2023	CarMax Auto Owner		117,805.80		117,805.80
12019	100	14043MAC5	COPAR 1.6% MAT	Interest	04/17/2023	Capital One Prime Au			1,205.29	1,205.29
12019	100	14043MAC5	COPAR 1.6% MAT	Redemption	04/17/2023	Capital One Prime Au		225,276.90		225,276.90
12043	100	14043MAC5	COPAR 1.6% MAT	Interest	04/17/2023	Capital One Prime Au			1,406.17	1,406.17
12043	100	14043MAC5	COPAR 1.6% MAT	Redemption	04/17/2023	Capital One Prime Au		262,823.05		262,823.05
12993	100	3130AQZT3	FEDERAL HOME	Purchase	04/18/2023	Federal Home Loan	7,968,832.49			-7,968,832.49
11923	100	43813VAC2	HART 1.83% MAT	Interest	04/18/2023	Hyundai Auto Rec Tru			180.48	180.48
11923	100	43813VAC2	HART 1.83% MAT	Redemption	04/18/2023	Hyundai Auto Rec Tru		118,352.27		118,352.27
12994	100	3130ANED8	FEDERAL HOME	Purchase	04/19/2023	Federal Home Loan	17,041,677.61			-17,041,677.61
11486	100	3132X0U25	FEDERAL AGRIC	Redemption	04/19/2023	Farmer Mac		30,000,000.00		30,000,000.00
11487	100	3132X0U25	FEDERAL AGRIC	Redemption	04/19/2023	Farmer Mac		40,000,000.00		40,000,000.00
11488	100	3132X0U25	FEDERAL AGRIC	Redemption	04/19/2023	Farmer Mac		30,000,000.00		30,000,000.00
11486	100	3132X0U25	FEDERAL AGRIC	Interest	04/19/2023	Farmer Mac			420,000.00	420,000.00
11487	100	3132X0U25	FEDERAL AGRIC	Interest	04/19/2023	Farmer Mac			560,000.00	560,000.00
11488	100	3132X0U25	FEDERAL AGRIC	Interest	04/19/2023	Farmer Mac			420,000.00	420,000.00
12996	100	3130AQV26	FEDERAL HOME	Purchase	04/20/2023	Federal Home Loan	23,972,784.81			-23,972,784.81
12998	100	313384KM0	FHLBDN DISC NOTE	Purchase	04/20/2023	Federal Home Loan	49,203,500.00			-49,203,500.00
12999	100	313384MF3	FHLBDN DISC NOTE	Purchase	04/20/2023	Federal Home Loan	48,911,111.11			-48,911,111.11
13000	100	313384MH9	FHLBDN DISC NOTE	Purchase	04/20/2023	Federal Home Loan	48,897,500.00			-48,897,500.00
13001	100	313384LA5	FHLBDN DISC NOTE	Purchase	04/20/2023	Federal Home Loan	49,115,750.00			-49,115,750.00
12995	100	3134GYPN6	FEDERAL HOME LN	Purchase	04/20/2023	Federal Home Loan	25,000,000.00			-25,000,000.00
12997	100	63873QF66	NATXNY 5.45% MAT	Purchase	04/20/2023	Natixis North Americ	50,000,000.00			-50,000,000.00
12448	100	02665WDX6	AMERICAN HONDA	Redemption	04/20/2023	American Honda		10,000,000.00		10,000,000.00
12265	100	3136G4U4	FEDERAL NATL MTG	Interest	04/20/2023	Federal National Mtg			25,000.00	25,000.00
12448	100	02665WDX6	AMERICAN HONDA	Interest	04/20/2023	American Honda			17,500.00	17,500.00
12825	100	3130ATQ91	FEDERAL HOME	Interest	04/20/2023	Federal Home Loan			248,593.75	248,593.75
12989	100	3134GWZG4	FEDERAL HOME LN	Interest	04/20/2023	Federal Home Loan			39,000.00	39,000.00

Portfolio POOL

RC

**Alameda County Investment Pool
Transaction Activity Report
Sorted by Fund - Transaction Date**

Investment #	Fund	CUSIP	Inv Descrip	TransactionType	TransactionDate	Issuer	New Principal	Principal Paydowns	Interest	Total Cash
12989	100	3134GWZG4	FEDERAL HOME LN	Accr Int	04/20/2023	Federal Home Loan		37,700.00	-37,700.00	0.00
13003	100	06367D6A8	BMO 5.44% MAT	Purchase	04/21/2023	Bank of Montreal	50,000,000.00			-50,000,000.00
13002	100	3130AVR46	FEDERAL HOME	Purchase	04/21/2023	Federal Home Loan	20,000,000.00			-20,000,000.00
13004	100	3137EAEX3	FEDERAL HOME LN	Purchase	04/21/2023	Federal Home Loan	22,840,606.42			-22,840,606.42
12682	100	3130ARL33	FEDERAL HOME	Interest	04/21/2023	Federal Home Loan			300,000.00	300,000.00
12024	100	43813RAC1	HART 1.61% MAT	Interest	04/21/2023	Hyundai Auto Rec Tru			1,584.25	1,584.25
12024	100	43813RAC1	HART 1.61% MAT	Redemption	04/21/2023	Hyundai Auto Rec Tru		392,043.00		392,043.00
13009	100	3133EPGS8	FEDERAL FARM CR	Purchase	04/24/2023	Federal Farm Credit	14,998,650.00			-14,998,650.00
13005	100	3134GYPC0	FEDERAL HOME LN	Purchase	04/24/2023	Federal Home Loan	10,000,000.00			-10,000,000.00
13008	100	63873QF82	NATXNY 5.46% MAT	Purchase	04/24/2023	Natixis North Americ	50,000,000.00			-50,000,000.00
13006	100	89233HUM4	TOYOTA DISC NOTE	Purchase	04/24/2023	Toyota Motor Credit	49,370,555.56			-49,370,555.56
13007	100	89233HVV3	TOYOTA DISC NOTE	Purchase	04/24/2023	Toyota Motor Credit	49,079,250.00			-49,079,250.00
12826	100	3130ATJ32	FEDERAL HOME	Redemption	04/24/2023	Federal Home Loan		10,000,000.00		10,000,000.00
12153	100	06406RAL1	BNM 2.1% MAT	Interest	04/24/2023	Bank of NY			68,670.00	68,670.00
12677	100	3130ARJW2	FEDERAL HOME	Interest	04/24/2023	Federal Home Loan			225,000.00	225,000.00
12826	100	3130ATJ32	FEDERAL HOME	Interest	04/24/2023	Federal Home Loan			262,500.00	262,500.00
13010	100	3130AVT51	FEDERAL HOME	Purchase	04/25/2023	Federal Home Loan	20,000,000.00			-20,000,000.00
12699	100	06406RBC0	BANKNY 3.35% MAT	Interest	04/25/2023	Bank of New York			167,500.00	167,500.00
12827	100	3134GX6A7	FEDERAL HOME LN	Interest	04/25/2023	Federal Home Loan			375,000.00	375,000.00
12828	100	3134GX4M3	FEDERAL HOME LN	Interest	04/25/2023	Federal Home Loan			249,766.67	249,766.67
13011	100	3134GYPY2	FEDERAL HOME LN	Purchase	04/26/2023	Federal Home Loan	25,000,000.00			-25,000,000.00
13012	100	3134GYQ96	FEDERAL HOME LN	Purchase	04/26/2023	Federal Home Loan	20,000,000.00			-20,000,000.00
12700	100	31422XXG2	FEDERAL AGRIC	Interest	04/26/2023	Farmer Mac			232,500.00	232,500.00
13013	100	3134GYPX4	FEDERAL HOME LN	Purchase	04/27/2023	Federal Home Loan	25,000,000.00			-25,000,000.00
13014	100	3134GYQD7	FEDERAL HOME LN	Purchase	04/27/2023	Federal Home Loan	25,000,000.00			-25,000,000.00
13016	100	3134GYQE5	FEDERAL HOME LN	Purchase	04/27/2023	Federal Home Loan	25,000,000.00			-25,000,000.00
13017	100	3134GYQN5	FEDERAL HOME LN	Purchase	04/27/2023	Federal Home Loan	25,000,000.00			-25,000,000.00
12436	100	3130ALVS0	FEDERAL HOME	Interest	04/27/2023	Federal Home Loan			46,500.00	46,500.00
12706	100	3130ARUV1	FEDERAL HOME	Interest	04/27/2023	Federal Home Loan			387,500.00	387,500.00
12277	100	459058JL8	IBRD 0.5% MAT	Interest	04/28/2023	International Bank R			37,500.00	37,500.00
12538	100	3130APJ89	FEDERAL HOME	Interest	04/28/2023	Federal Home Loan			35,000.00	35,000.00
12539	100	3130APLB9	FEDERAL HOME	Interest	04/28/2023	Federal Home Loan			42,500.00	42,500.00
12540	100	3130APLB9	FEDERAL HOME	Interest	04/28/2023	Federal Home Loan			42,500.00	42,500.00
12697	100	3130ARPZ8	FEDERAL HOME	Interest	04/28/2023	Federal Home Loan			393,750.00	393,750.00
12698	100	31422XXL1	FEDERAL AGRIC	Interest	04/28/2023	Farmer Mac			381,250.00	381,250.00
12929	100	3134GYG30	FEDERAL HOME LN	Interest	04/28/2023	Federal Home Loan			61,355.56	61,355.56
12929	100	3134GYG30	FEDERAL HOME LN	Accr Int	04/28/2023	Federal Home Loan		697.22	-697.22	0.00
12988	100	3134GW6C5	FEDERAL HOME LN	Interest	04/28/2023	Federal Home Loan			55,820.00	55,820.00
12988	100	3134GW6C5	FEDERAL HOME LN	Accr Int	04/28/2023	Federal Home Loan		51,478.44	-51,478.44	0.00
12124	100	95001D6U9	FHLMC 0.65% MAT	Redemption	05/01/2023	Wells Fargo Securiti		5,000,000.00		5,000,000.00
12124	100	95001D6U9	FHLMC 0.65% MAT	Interest	05/01/2023	Wells Fargo Securiti			53,750.00	53,750.00

**Alameda County Investment Pool
Transaction Activity Report
Sorted by Fund - Transaction Date**

Investment #	Fund	CUSIP	Inv Descrip	TransactionType	TransactionDate	Issuer	New Principal	Principal Paydowns	Interest	Total Cash
12278	100	3135G06C2	FEDERAL NATL MTG	Interest	05/01/2023	Federal National Mtg			45,000.00	45,000.00
12280	100	742718FL8	PROCTER &	Interest	05/01/2023	Proctor & Gamble			13,750.00	13,750.00
12437	100	3130AMAG7	FEDERAL HOME	Interest	05/01/2023	Federal Home Loan			52,500.00	52,500.00
12522	100	91282CAT8	UNITED STATES	Interest	05/01/2023	U.S. Treasury			62,500.00	62,500.00
12555	100	91282CDD0	UNITED STATES	Interest	05/01/2023	U.S. Treasury			93,750.00	93,750.00
12633	100	742718FL8	PROCTER &	Interest	05/01/2023	Proctor & Gamble			24,068.00	24,068.00
12681	100	91282CDD0	UNITED STATES	Interest	05/01/2023	U.S. Treasury			93,750.00	93,750.00
12262	100	91412HGE7	UNVHGR 0.883%	Interest	05/15/2023	UNIVHGR			42,295.70	42,295.70
Totals for General Fund							986,892,069.75	176,284,239.11	9,267,361.75	-801,340,468.89
Grand Total							986,892,069.75	176,284,239.11	9,267,361.75	-801,340,468.89