



T R E A S U R E R - T A X C O L L E C T O R

HENRY C. LEVY
TREASURER - TAX COLLECTOR

February 28, 2023

Board of Supervisors
County of Alameda
1221 Oak Street, 5th Floor
Oakland, CA 94612

Dear Board Members:

RE: Investment Report – January 2023

In accordance with the Treasurer’s investment policy, submitted herewith is a report of the cash pool investments for the month of January 2023. Enclosed with this report is a detailed composition of all outstanding investments by securities category as of January 31, 2023. This report reflects the market value and cost of purchase. All investments in the Treasurer’s investment portfolio conform to the statutory requirements of Government Code Section 53601 et. seq., authorities delegated by the County Board of Supervisors and the Treasurer’s investment policy.

As of January 31, 2023

Treasurer’s Investment Pool – Book Value	\$ 8,984,156,130
Treasurer’s Investment Pool – Market Value	8,741,626,971
Total Cash in Bank	65,714,978
Total interest received during the month	14,490,420
Average Maturity of the portfolio	477 days
Annualized cash basis rate of return for the month	1.86%

Liquidity Summary of the Portfolio as of January 31, 2023

Maturity	Amount	Percentage Held
1 to 90 days	\$ 1,753,771,828	19.52%
91 to 365 days	2,767,739,343	30.81%
2 years	1,975,501,232	21.99%
3 years	1,625,966,603	18.10%
4 years	669,225,144	7.45%
5 years	191,951,980	2.14%
Total	\$8,984,156,130	100.00%

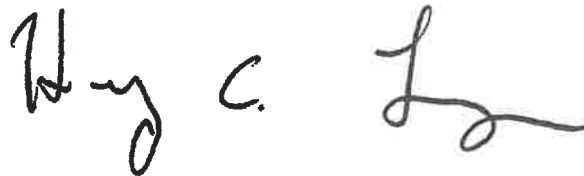
Conclusion

Based on investment activity during the month of January 2023, the Treasurer expects to meet all operating cash needs for the pool participants within the next six months from the portfolio's most liquid assets and current revenues. For your review, a copy of the Investment Status Report and transaction details for the month of January 2023 is attached and on file with the Office of the Clerk of the Board of Supervisors.

Vision 2026 Goal

The Investment Report meets the 10x goal of **Accessible Infrastructure** in support of our shared vision of **Prosperous and Vibrant Economy**.

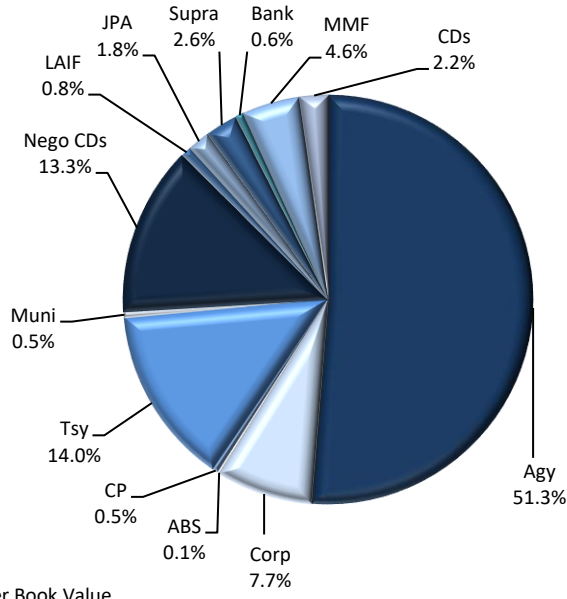
Very truly yours,

A handwritten signature in black ink, appearing to read "Henry C. Levy". The signature is written in a cursive style with a large initial "H" and a long, sweeping underline.

Henry C. Levy
Treasurer – Tax Collector

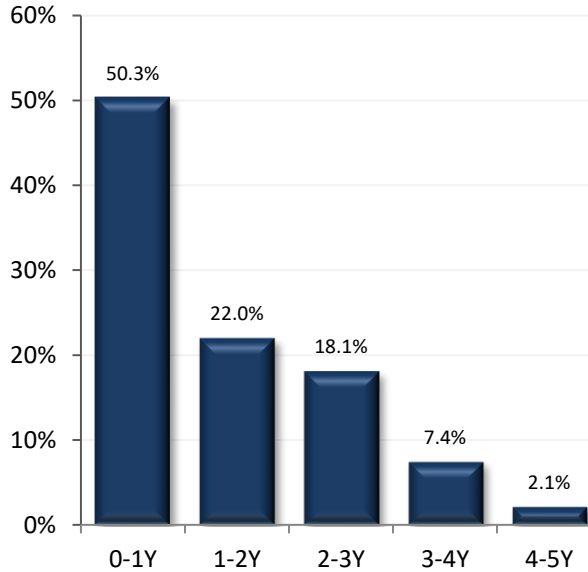
cc: Susan Muranishi, County Administrator
Melissa Wilk, Auditor-Controller
School District and Special District Participants
Members of the Treasury Oversight Committee

SECTOR ALLOCATION



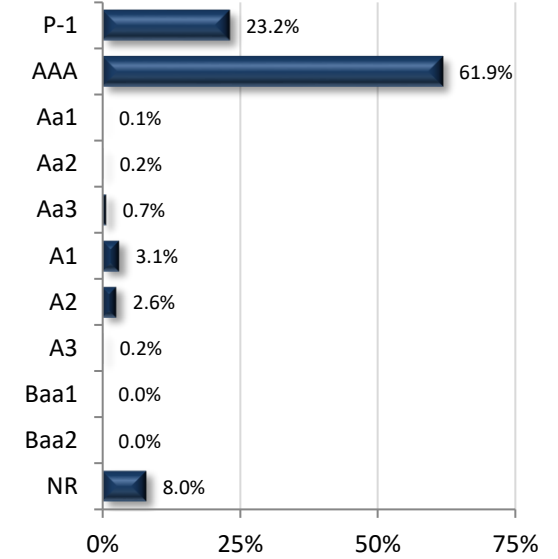
Per Book Value

MATURITY DISTRIBUTION



Per Book Value

CREDIT QUALITY (MOODY'S)



NR: Not Rated

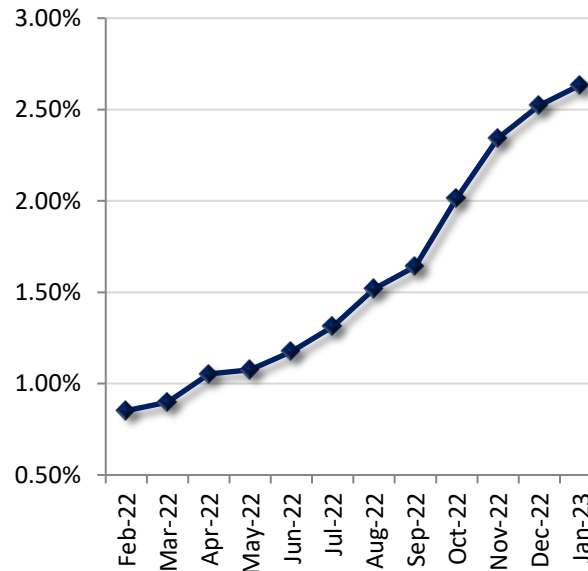
ACCOUNT SUMMARY

	1/31/23	12/31/22
Market Value	\$8,741,626,971	\$9,103,377,844
Book Value*	\$8,984,156,130	\$9,380,624,270
Unrealized G/L	-\$242,529,158	-\$277,246,426
Par Value	\$9,014,647,882	\$9,413,401,606
Net Asset Value	\$97.300	\$97.044
Book Yield	2.64%	2.52%
Years to Maturity	1.31	1.28
Effective Duration	1.07	1.08

*Book Value is not Amortized

**Note: 50mm maturity on 8/31 was credited the following business day and will show on our September 2019 reports.

PORTFOLIO BOOK YIELD HISTORY



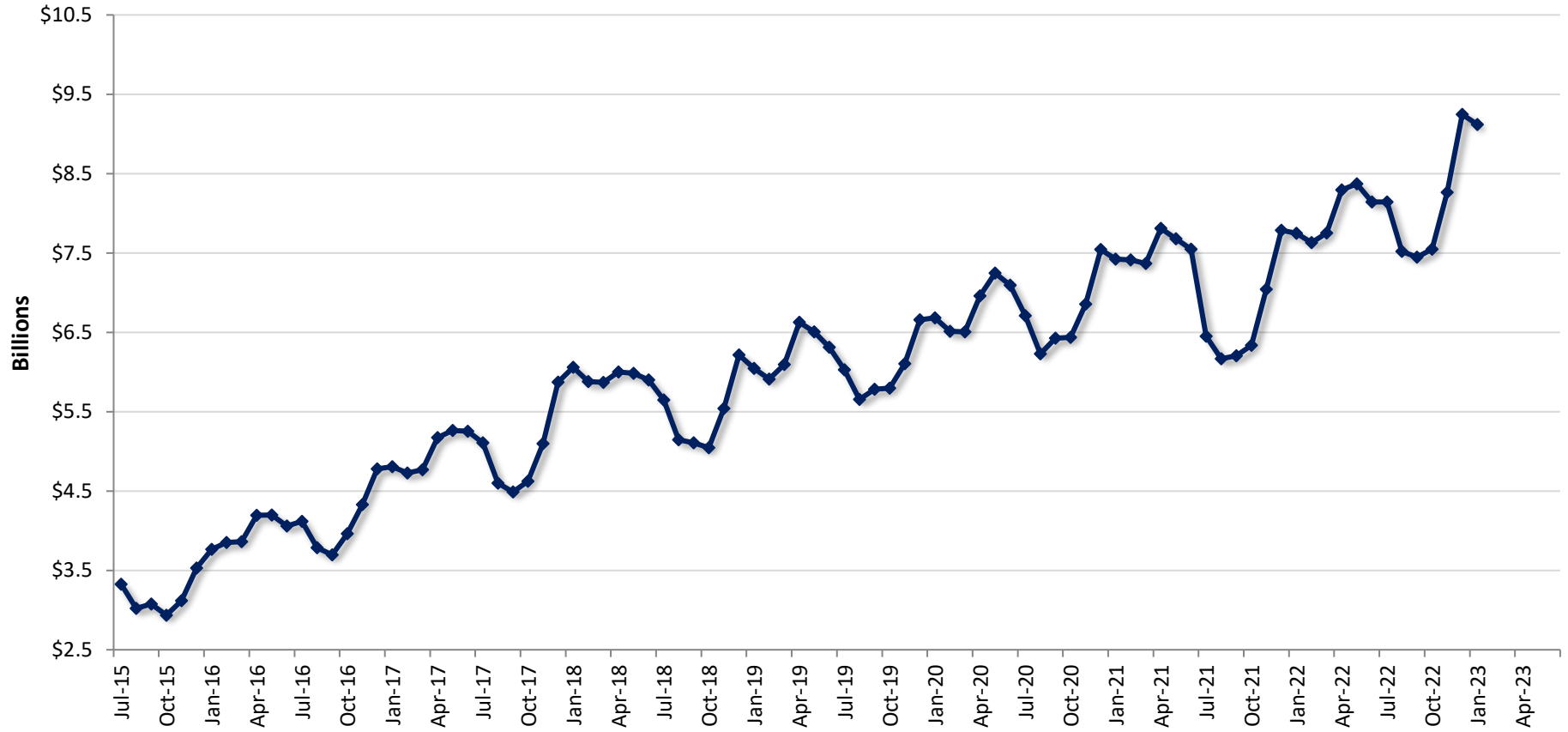
TOP ISSUERS

Issuer	% Portfolio
Federal Home Loan Bank	21.8%
U.S. Treasury	11.9%
Federal Home Loan Mtg Corp	9.7%
Federal National Mtg Assn	6.7%
Federal Home Loan Bk Disc Note	6.0%
Toronto Dominion Bank	4.7%
Farmer Mac	4.7%
Natixis North America	4.5%
Bank of Montreal	2.8%
Western Asset Govt 4512	2.8%
Federal Farm Credit Bank	2.6%
JP Morgan Sec	1.6%
International Bank Recon & D	1.5%
Amazon	1.1%
CalTRUST - Liquidity Fund	1.1%

Per Book Value

Item / Sector	Parameters	In Compliance
Weighted Average Maturity	Maximum WAM of 3.0 years	Yes 1.31 yrs
U.S. Treasury and Federal Agency Obligations	No sector limit; no issuer limit; max maturity 5 years	Yes 65.3%
Debt Issued by State of CA and Local Agencies within the State	20% limit; 5% issuer limit; Minimum rating of A by at least one NRSRO; max maturity 5 years	Yes 0.5%
LAIF	Maximum amount permitted by LAIF (currently \$75 million limit)	Yes \$72 Mil
Joint Powers Authority (CAMP)	Max Limit: Twice the limit of LAIF deposits (currently \$150 million limit)	Yes \$20 Mil
Joint Powers Authority (CalTrust)	Max Limit: Twice the limit of LAIF deposits (currently \$150 million limit)	Yes \$140 Mil
Money Market Mutual Funds	20% limit; 10% per fund limit; SEC registered with stable NAV; Rated AAAM or equivalent by at least two of the three rating agencies or meet advisor requirements	Yes 4.6%
Commercial Paper (Includes Asset Backed)	25% sector limit; 10% combined issuer limit; Max maturity of 270 days; Rated A-1, P-1, or F-1; Total assets over \$500mm; Asset Backed CP Must have program-wide credit enhancements	Yes 0.5%
Negotiable CDs	30% limit; 10% combined issuer limit; Minimum rating of A by rating agency if issued by domestic bank; Minimum rating of AA if a U.S. branch of a foreign bank; Max maturity of 1 year	Yes 13.3%
Collateralized/FDIC - Insured Time Deposits	Time deposits with banks and savings and loans associations located with the State, collateralized according to Government code	Yes 2.2%
Collateralized Money Market Bank Accounts	Deposit funds in interest-bearing active collateralized money market bank accounts	Yes 0.6%
Medium-Term Notes	30% limit; 10% combined issuer limit, Max maturity 5 years; Minimum rating of A or better by two NRSRO's	Yes 7.7%
Asset-Backed Securities	20% limit; 5% issuer limit; Max maturity of 5 years; Minimum rating of AA or better by rating agency	Yes 0.1%
Repurchase Agreement	20% limit; Max maturity of 180 days; Must have 102% collateral; Collateral of agency and treasuries with final maturity not to exceed 5 years	Yes 0.0%
Supranationals	30% limit; 15% issuer limit; Only IBRD, IFC, IADB; Max Maturity 5 years; Minimum rating of AA by a rating agency; max maturity of 5 years	Yes 2.6%
Floaters, Structured Notes, Derivatives	15% limit for treasuries, agencies, and munis	Yes 0.0%

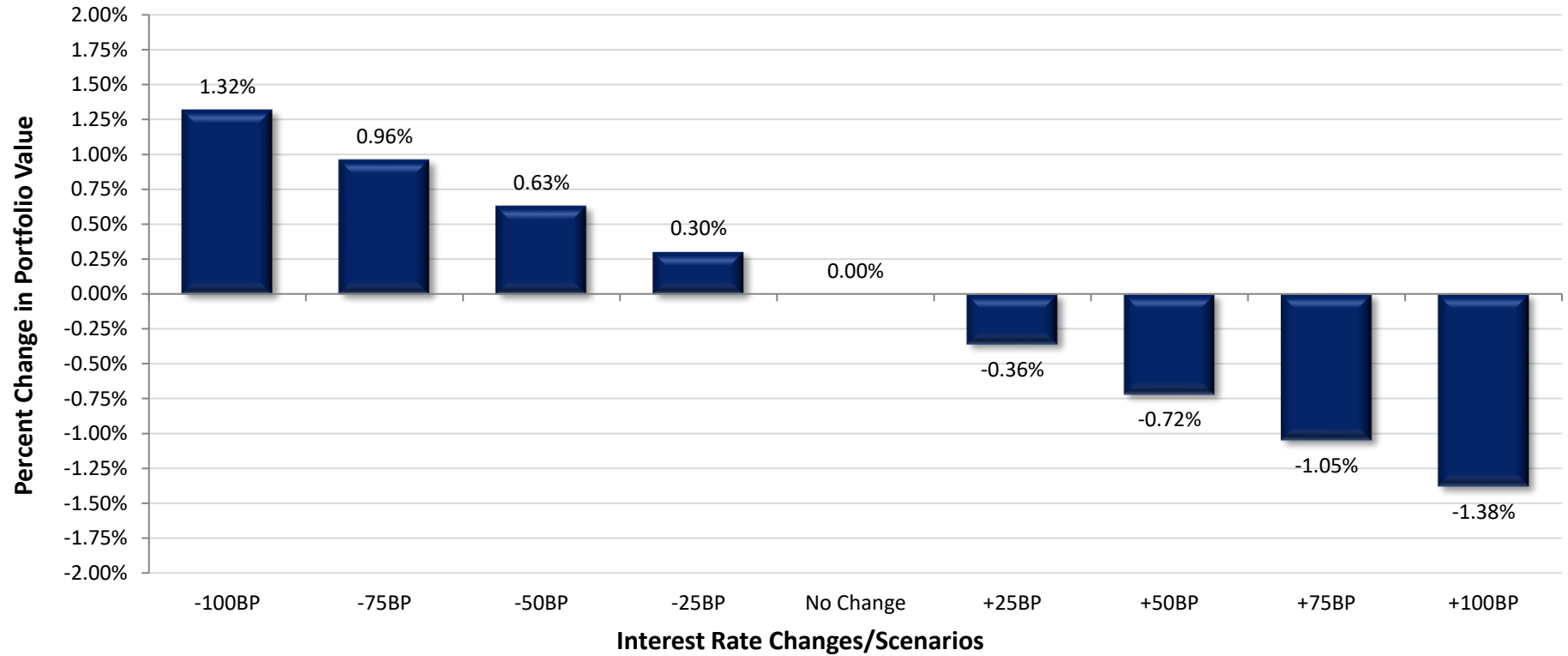
**Historical Book Values
1/31/2023**



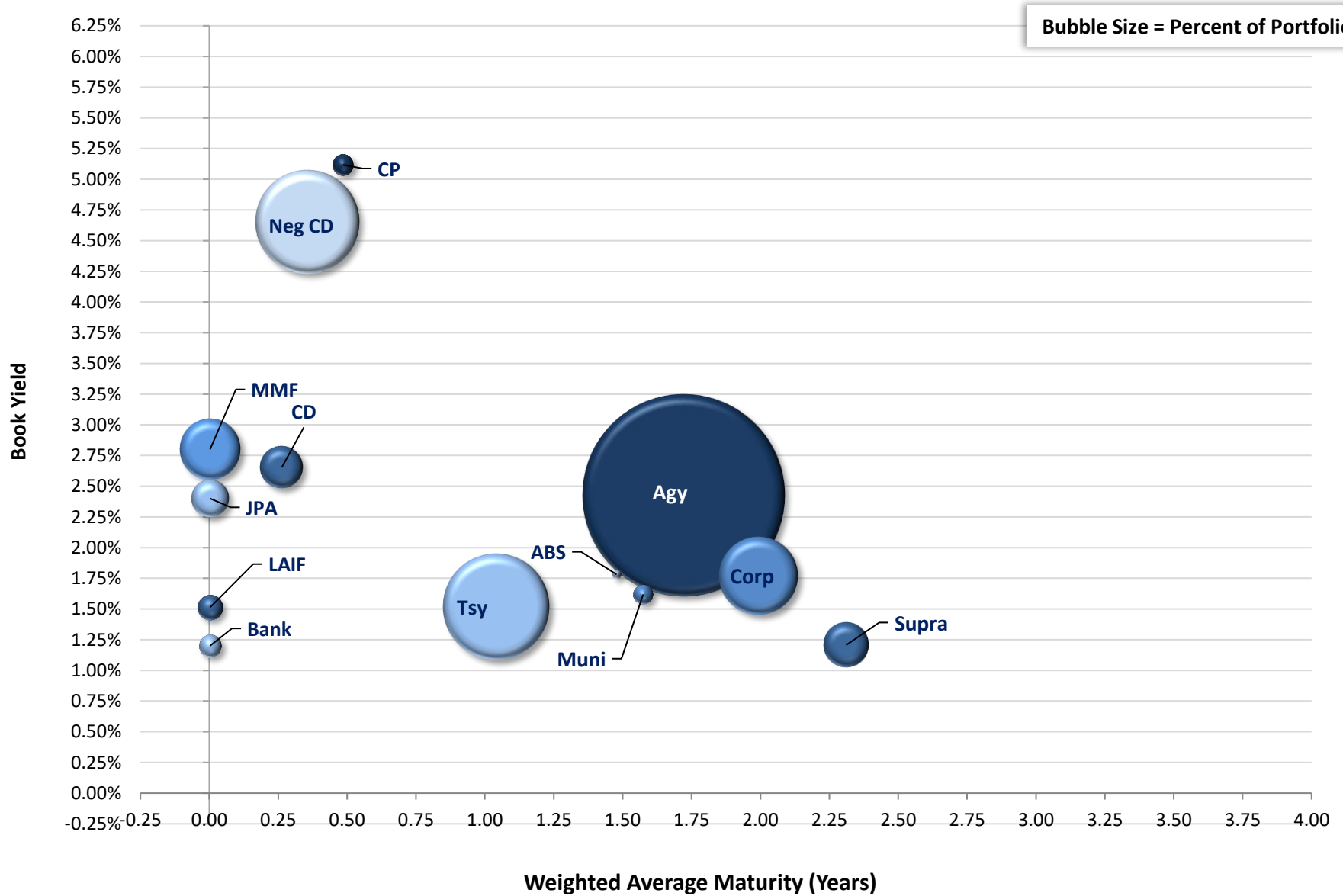
	Jul	Aug	Sep	Oct	Nov	Dec	Jan	Feb	Mar	Apr	May	Jun
Fiscal Year 2016	\$3.325	\$3.023	\$3.078	\$2.936	\$3.117	\$3.530	\$3.747	\$3.852	\$3.862	\$4.195	\$4.199	\$4.060
Fiscal Year 2017	\$4.120	\$3.786	\$3.698	\$3.962	\$4.328	\$4.781	\$4.807	\$4.726	\$4.767	\$5.174	\$5.263	\$5.253
Fiscal Year 2018	\$5.107	\$4.600	\$4.490	\$4.625	\$5.096	\$5.818	\$6.011	\$5.881	\$5.868	\$6.002	\$5.984	\$5.901
Fiscal Year 2019	\$5.648	\$5.146	\$5.108	\$5.047	\$5.540	\$6.217	\$6.047	\$5.912	\$6.093	\$6.626	\$6.507	\$6.311
Fiscal Year 2020	\$6.029	\$5.655	\$5.782	\$5.797	\$6.103	\$6.658	\$6.682	\$6.513	\$6.507	\$6.958	\$7.246	\$7.096
Fiscal Year 2021	\$6.711	\$6.231	\$6.426	\$6.439	\$6.857	\$7.543	\$7.422	\$7.412	\$7.369	\$7.811	\$7.680	\$7.546
Fiscal Year 2022	\$6.449	\$6.168	\$6.204	\$6.335	\$7.041	\$7.786	\$7.749	\$7.630	\$7.753	\$8.296	\$8.370	\$8.141
Fiscal Year 2023	\$8.142	\$7.519	\$7.446	\$7.549	\$8.265	\$9.247	\$9.120					

Figures in Billions, Average Daily Balance

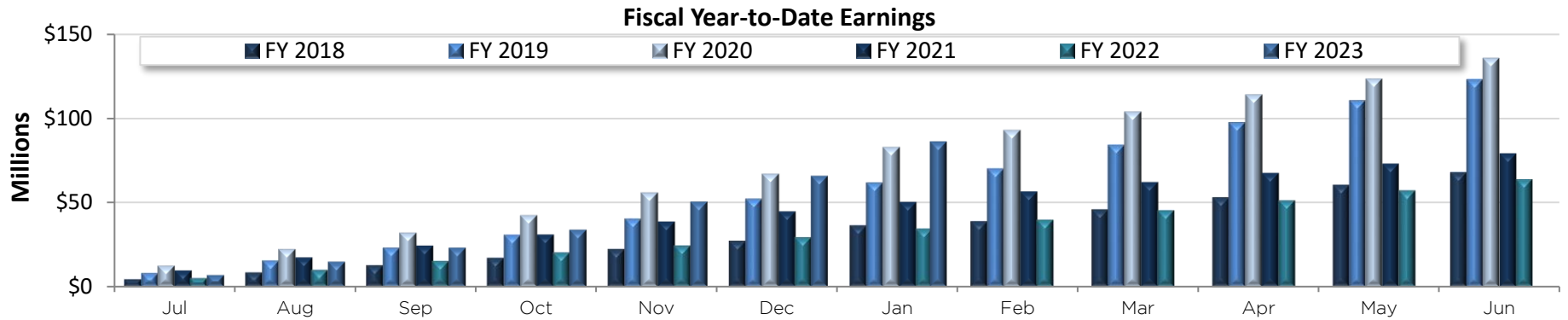
Instantaneous Interest Rate Changes and Approximate Change in Portfolio's Market Value



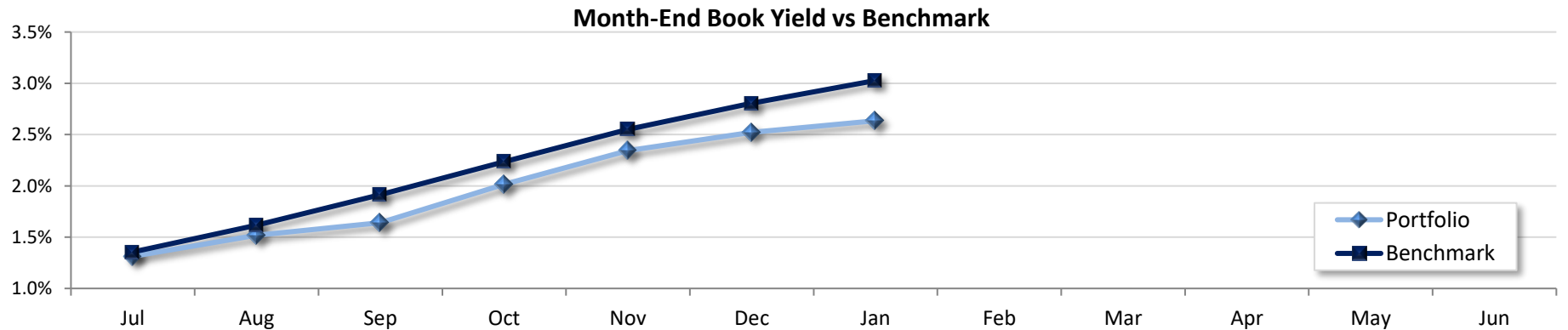
Int. Rate Change	Portfolio Value	Value Change	Percent Change
-100 Basis Points	\$8,857,016,447	\$115,389,476	1.32%
-75 Basis Points	\$8,825,861,289	\$84,234,317	0.96%
-50 Basis Points	\$8,797,013,920	\$55,386,948	0.63%
-25 Basis Points	\$8,768,166,551	\$26,539,579	0.30%
No Change	\$8,741,626,971	\$0	0.00%
+25 Basis Points	\$8,710,262,014	-\$31,364,958	-0.36%
+50 Basis Points	\$8,678,897,056	-\$62,729,915	-0.72%
+75 Basis Points	\$8,649,944,788	-\$91,682,184	-1.05%
+100 Basis Points	\$8,620,992,519	-\$120,634,452	-1.38%



*Note: Excludes Cash Balance

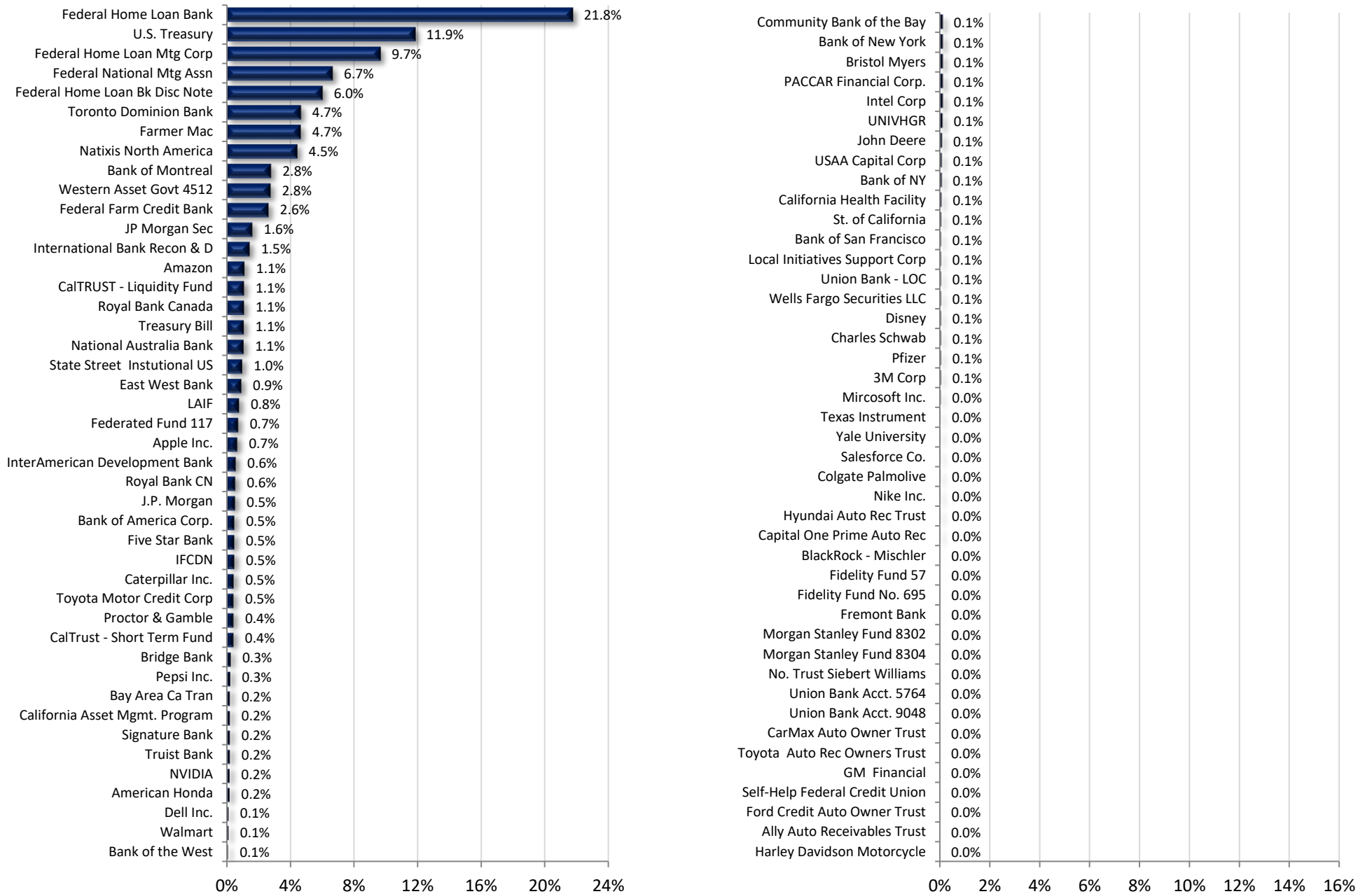


Fiscal YTD (\$Mil)	Jul	Aug	Sep	Oct	Nov	Dec	Jan	Feb	Mar	Apr	May	Jun
FY 2018	\$4.6	\$8.7	\$12.8	\$17.3	\$22.4	\$27.3	\$36.5	\$38.8	\$45.9	\$53.0	\$60.3	\$67.8
FY 2019	\$8.4	\$15.8	\$23.5	\$31.1	\$40.7	\$52.6	\$62.1	\$70.3	\$84.4	\$97.7	\$110.6	\$123.0
FY 2020	\$12.7	\$22.7	\$32.4	\$42.8	\$56.2	\$67.5	\$83.2	\$93.3	\$104.2	\$114.2	\$123.6	\$135.9
FY 2021	\$9.9	\$17.5	\$24.4	\$31.0	\$38.5	\$44.5	\$50.1	\$56.3	\$61.7	\$67.1	\$72.6	\$78.7
FY 2022	\$5.3	\$10.2	\$15.4	\$20.3	\$24.5	\$29.3	\$34.3	\$39.5	\$45.0	\$50.9	\$56.8	\$63.4
FY 2023	\$7.1	\$14.9	\$23.2	\$33.8	\$50.4	\$65.6	\$86.0					



	Jul	Aug	Sep	Oct	Nov	Dec	Jan	Feb	Mar	Apr	May	Jun
Month-End Book Yield	1.31%	1.52%	1.64%	2.01%	2.34%	2.52%	2.64%					
Benchmark	1.36%	1.62%	1.91%	2.24%	2.55%	2.81%	3.03%					
Variance	-0.04%	-0.10%	-0.27%	-0.22%	-0.21%	-0.28%	-0.39%					

Benchmark: ICE BofAML Indices 30MMA 10% 1-5yr Tsy, 35% 1-5yr Agy, 5% 1-5yr A-AAA Ex Yankee Corp, and 6MMA 10% 0-1yr Tsy, 20% 0-1yr Agy, 20% 0-1yr A-AAA Corp



**Alameda County Investment Pool
Portfolio Management
Portfolio Summary
January 31, 2023**

Investments	Par Value	Market Value	Book Value	% of Portfolio	Days to Maturity	YTM 365 Equiv.
Non-Negotiable CDs	201,230,000.00	201,230,000.00	201,230,000.00	2.24	96	2.653
Local Agency Investment Funds	72,000,000.00	72,000,000.00	72,000,000.00	0.80	1	2.070
Joint Powers Authority	160,000,000.00	160,000,000.00	160,000,000.00	1.78	1	4.145
Money Market Mutual Funds	412,000,000.00	412,000,000.00	412,000,000.00	4.59	1	4.195
Money Market Bank Accounts	57,000,000.00	57,000,000.00	57,000,000.00	0.63	1	2.054
Negotiable CDs	1,200,000,000.00	1,198,799,500.00	1,198,314,750.00	13.34	130	4.653
Corporate Notes	691,108,000.00	656,295,518.44	689,371,183.88	7.67	728	1.769
Washington Supranational Obligation	230,000,000.00	215,252,960.00	229,524,789.00	2.55	844	1.206
Commercial Paper Disc. -Amortizing	50,000,000.00	48,773,500.00	48,709,583.33	0.54	177	5.118
Agency Bullets (Aaa/AA+)	1,292,050,000.00	1,251,936,708.00	1,289,899,444.82	14.36	431	1.732
Federal Agency Disc. -Amortizing	550,000,000.00	545,156,000.00	541,964,944.43	6.03	68	4.600
Treasury Notes and Bonds	1,175,000,000.00	1,128,551,500.00	1,162,331,988.37	12.94	412	1.286
Treasury Discounts -Amortizing	100,000,000.00	99,858,500.00	99,021,138.88	1.10	11	4.223
Agency Callables (Aaa/AA+)	2,775,590,000.00	2,647,619,483.65	2,773,434,607.43	30.87	830	2.323
Asset Backed Securities	7,874,881.63	7,828,814.29	7,847,923.56	0.09	539	1.781
Municipal Bonds	40,795,000.00	39,324,487.00	41,505,775.80	0.46	575	1.619
	9,014,647,881.63	8,741,626,971.38	8,984,156,129.50	100.00%	477	2.635

Investments	9,014,647,881.63	8,741,626,971.38	8,984,156,129.50	100.00%	477	2.635
-------------	------------------	------------------	------------------	---------	-----	-------

Total Earnings	January 31 Month Ending	Fiscal Year To Date
Current Year	20,505,566.54	86,015,864.90
Average Daily Balance	9,120,475,697.57	8,187,279,661.16
Effective Rate of Return	2.65%	1.78%

Henry C. Levy, Treasurer - Tax Collector

Reporting period 01/01/2023-01/31/2023

Run Date: 02/23/2023 - 14:26

Portfolio POOL
RC
PM (PRF_PM1) 7.3.0
Report Ver. 7.3.6.1

**Alameda County Investment Pool
Portfolio Management
Portfolio Details - Investments
January 31, 2023**

CUSIP	Investment #	Issuer	Average Balance	Purchase Date	Par Value	Market Value	Book Value	Stated Rate	YTM 365	Days to Maturity	Maturity Date
Non-Negotiable CDs											
SYS12797	12797	Bank of San Francisco		08/04/2022	5,000,000.00	5,000,000.00	5,000,000.00	3.030	3.072	184	08/04/2023
SYS12818	12818	Bridge Bank		10/04/2022	25,000,000.00	25,000,000.00	25,000,000.00	4.000	4.056	244	10/03/2023
SYS12817	12817	Community Bank of the Bay		09/08/2022	10,000,000.00	10,000,000.00	10,000,000.00	4.000	4.056	219	09/08/2023
SYS12640	12640	East West Bank		02/10/2022	40,000,000.00	40,000,000.00	40,000,000.00	0.990	1.004	9	02/10/2023
SYS12767	12767	East West Bank		06/30/2022	25,000,000.00	25,000,000.00	25,000,000.00	3.000	3.042	149	06/30/2023
SYS12919	12919	East West Bank		01/23/2023	20,000,000.00	20,000,000.00	20,000,000.00	2.900	2.940	173	07/24/2023
SYS12836	12836	Fremont Bank		10/31/2022	1,000,000.00	1,000,000.00	1,000,000.00	0.150	0.152	89	05/01/2023
63873QTM6	12802	Natixis North America		04/27/2022	50,000,000.00	50,000,000.00	50,000,000.00	2.380	2.413	14	02/15/2023
SYS12660	12660	Self-Help Federal Credit Union		03/14/2022	230,000.00	230,000.00	230,000.00	1.000	1.014	40	03/13/2023
SYS12821	12821	Signature Bank		10/12/2022	20,000,000.00	20,000,000.00	20,000,000.00	3.850	3.903	64	04/06/2023
SYS12742	12742	Union Bank - LOC		05/10/2022	5,000,000.00	5,000,000.00	5,000,000.00	0.500	0.507	98	05/10/2023
Subtotal and Average			201,230,000.00		201,230,000.00	201,230,000.00	201,230,000.00	2.653	96		
Local Agency Investment Funds											
SYS10285	10285	LAIF		07/01/2018	72,000,000.00	72,000,000.00	72,000,000.00	2.070	2.070	1	
Subtotal and Average			72,000,000.00		72,000,000.00	72,000,000.00	72,000,000.00	2.070	1		
Joint Powers Authority											
SYS10470	10470	California Asset Mgmt. Program		07/01/2018	20,000,000.00	20,000,000.00	20,000,000.00	4.560	4.560	1	
SYS12895	12895	CalTRUST - Liquidity Fund		12/09/2022	100,000,000.00	100,000,000.00	100,000,000.00	4.300	4.300	1	
SYS10472	10472	CalTrust - Short Term Fund		07/01/2018	40,000,000.00	40,000,000.00	40,000,000.00	3.550	3.550	1	
Subtotal and Average			160,000,000.00		160,000,000.00	160,000,000.00	160,000,000.00	4.145	1		
Money Market Mutual Funds											
09250C721	12656	BlackRock - Mischler		03/03/2022	1,000,000.00	1,000,000.00	1,000,000.00	3.990	3.990	1	
608919718	11093	Federated Fund 117		07/01/2018	67,000,000.00	67,000,000.00	67,000,000.00	4.170	4.170	1	
316175504	10274	Fidelity Fund No. 695		07/01/2018	1,000,000.00	1,000,000.00	1,000,000.00	4.200	4.200	1	
316175108	11090	Fidelity Fund 57		07/01/2018	1,000,000.00	1,000,000.00	1,000,000.00	4.200	4.200	1	
61747C707	10280	Morgan Stanley Fund 8302		07/01/2018	1,000,000.00	1,000,000.00	1,000,000.00	4.140	4.140	1	
61747C582	11089	Morgan Stanley Fund 8304		07/01/2018	1,000,000.00	1,000,000.00	1,000,000.00	4.120	4.120	1	
665279840	12588	No. Trust Siebert Williams		12/06/2021	1,000,000.00	1,000,000.00	1,000,000.00	3.940	3.940	1	
SYS12009	12009	State Street Institutional US		02/11/2020	90,000,000.00	90,000,000.00	90,000,000.00	4.150	4.150	1	
52470G791	10318	Western Asset Govt 4512		07/01/2018	249,000,000.00	249,000,000.00	249,000,000.00	4.220	4.220	1	
Subtotal and Average			391,806,451.61		412,000,000.00	412,000,000.00	412,000,000.00	4.195	1		

**Alameda County Investment Pool
Portfolio Management
Portfolio Details - Investments
January 31, 2023**

CUSIP	Investment #	Issuer	Average Balance	Purchase Date	Par Value	Market Value	Book Value	Stated Rate	YTM	Days to 365 Maturity	Maturity Date
Money Market Bank Accounts											
SYS12169	12169	Five Star Bank		11/12/2019	45,000,000.00	45,000,000.00	45,000,000.00	2.250	2.250	1	
SYS12601	12601	Bank of the West		12/22/2021	10,000,000.00	10,000,000.00	10,000,000.00	1.570	1.570	1	
SYS10286	10286	California Bank & Trust		07/01/2018	0.00	0.00	0.00	1.090	1.090	1	
SYS10290	10290	Union Bank Acct. 5764		07/01/2018	1,000,000.00	1,000,000.00	1,000,000.00	0.050	0.050	1	
SYS10291	10291	Union Bank Acct. 9048		07/01/2018	1,000,000.00	1,000,000.00	1,000,000.00	0.050	0.050	1	
Subtotal and Average			57,000,000.00		57,000,000.00	57,000,000.00	57,000,000.00		2.054	1	
Negotiable CDs											
06367CXQ5	12794	Bank of Montreal		08/30/2022	50,000,000.00	49,775,000.00	50,000,000.00	4.120	4.177	175	07/26/2023
06367CZ42	12832	Bank of Montreal		10/28/2022	50,000,000.00	50,066,500.00	50,000,000.00	5.270	5.343	140	06/21/2023
06367CZ83	12833	Bank of Montreal		10/28/2022	50,000,000.00	50,068,000.00	50,000,000.00	5.330	5.404	175	07/26/2023
06367D3W3	12916	Bank of Montreal		01/18/2023	50,000,000.00	50,008,500.00	50,000,000.00	5.020	5.090	175	07/26/2023
46640QQ12	12796	JP Morgan Sec		08/31/2022	50,000,000.00	49,823,500.00	49,090,000.00	3.600	3.718	28	03/01/2023
46640QPN5	12823	JP Morgan Sec		10/19/2022	50,000,000.00	49,867,500.00	49,224,750.00	4.430	4.562	21	02/22/2023
63873QTL8	12730	Natixis North America		04/27/2022	50,000,000.00	49,997,000.00	50,000,000.00	2.340	2.373	0	02/01/2023
63873QXD1	12824	Natixis North America		10/19/2022	50,000,000.00	50,011,000.00	50,000,000.00	5.000	5.069	98	05/10/2023
63873QXM1	12831	Natixis North America		10/28/2022	50,000,000.00	50,032,000.00	50,000,000.00	5.270	5.343	146	06/27/2023
63873QXP4	12839	Natixis North America		11/02/2022	50,000,000.00	50,009,500.00	50,000,000.00	4.810	4.877	28	03/01/2023
63873QXR0	12840	Natixis North America		11/03/2022	50,000,000.00	50,105,000.00	50,000,000.00	5.560	5.637	175	07/26/2023
63873QZV9	12913	Natixis North America		01/10/2023	50,000,000.00	50,007,500.00	50,000,000.00	5.040	5.110	126	06/07/2023
63873QZW7	12914	Natixis North America		01/10/2023	50,000,000.00	50,020,000.00	50,000,000.00	5.150	5.222	182	08/02/2023
78012U7G4	12752	Royal Bank Canada		06/27/2022	50,000,000.00	49,811,000.00	50,000,000.00	3.550	3.599	98	05/10/2023
78015JHA8	12812	Royal Bank Canada		09/29/2022	50,000,000.00	49,928,500.00	50,000,000.00	4.730	4.796	175	07/26/2023
78015JCS4	12795	Royal Bank CN		08/31/2022	50,000,000.00	49,787,500.00	50,000,000.00	4.150	4.208	176	07/27/2023
89114WZP3	12750	Toronto Dominion Bank		06/27/2022	50,000,000.00	49,803,000.00	50,000,000.00	3.560	3.609	112	05/24/2023
89114WZT5	12751	Toronto Dominion Bank		06/27/2022	50,000,000.00	49,833,500.00	50,000,000.00	3.550	3.599	98	05/10/2023
89115BNS5	12793	Toronto Dominion Bank		08/30/2022	50,000,000.00	49,774,500.00	50,000,000.00	4.110	4.167	175	07/26/2023
89115BXN5	12809	Toronto Dominion Bank		09/29/2022	100,000,000.00	99,858,000.00	100,000,000.00	4.750	4.816	175	07/26/2023
89115BA75	12830	Toronto Dominion Bank		10/28/2022	50,000,000.00	50,067,000.00	50,000,000.00	5.270	5.343	146	06/27/2023
89115BAB6	12834	Toronto Dominion Bank		10/28/2022	50,000,000.00	50,072,500.00	50,000,000.00	5.340	5.414	175	07/26/2023
89115BHP8	12861	Toronto Dominion Bank		11/29/2022	50,000,000.00	50,073,000.00	50,000,000.00	5.280	5.353	148	06/29/2023
Subtotal and Average			1,266,056,685.48		1,200,000,000.00	1,198,799,500.00	1,198,314,750.00		4.653	130	
Corporate Notes											
037833DM9	11851	Apple Inc.		09/11/2019	3,000,000.00	2,874,780.00	2,993,160.00	1.800	1.848	588	09/11/2024
037833DM9	11943	Apple Inc.		12/12/2019	9,000,000.00	8,624,340.00	8,918,370.00	1.800	2.001	588	09/11/2024

**Alameda County Investment Pool
Portfolio Management
Portfolio Details - Investments
January 31, 2023**

CUSIP	Investment #	Issuer	Average Balance	Purchase Date	Par Value	Market Value	Book Value	Stated Rate	YTM	Days to 365 Maturity	Maturity Date
Corporate Notes											
037833DT4	12133	Apple Inc.		05/11/2020	5,000,000.00	4,656,550.00	4,991,050.00	1.125	1.162	830	05/11/2025
037833DV9	12134	Apple Inc.		05/11/2020	5,000,000.00	4,945,600.00	4,986,400.00	0.750	0.842	99	05/11/2023
037833DX5	12200	Apple Inc.		08/20/2020	5,000,000.00	4,545,750.00	4,988,200.00	0.550	0.598	931	08/20/2025
037833DX5	12201	Apple Inc.		08/20/2020	5,000,000.00	4,545,750.00	4,988,200.00	0.550	0.598	931	08/20/2025
037833EB2	12387	Apple Inc.		02/08/2021	20,000,000.00	18,020,200.00	19,955,000.00	0.746	0.792	1,103	02/08/2026
037833AK6	12915	Apple Inc.		01/13/2023	10,000,000.00	9,943,800.00	9,975,666.67	2.400	4.735	91	05/03/2023
023135BQ8	12162	Amazon		06/10/2020	5,000,000.00	4,609,750.00	4,995,350.00	0.800	0.819	853	06/03/2025
023135BQ8	12163	Amazon		06/10/2020	5,000,000.00	4,609,750.00	4,993,750.00	0.800	0.826	853	06/03/2025
023135BQ8	12166	Amazon		06/11/2020	10,000,000.00	9,219,500.00	9,990,700.00	0.800	0.819	853	06/03/2025
023135BV7	12442	Amazon		05/12/2021	10,000,000.00	9,877,700.00	9,998,600.00	0.250	0.257	100	05/12/2023
023135BX3	12443	Amazon		05/12/2021	10,000,000.00	9,003,900.00	9,956,800.00	1.000	1.089	1,196	05/12/2026
023135BW5	12444	Amazon		05/12/2021	3,000,000.00	2,845,890.00	2,995,620.00	0.450	0.499	466	05/12/2024
023135CF1	12686	Amazon		04/13/2022	7,000,000.00	6,769,700.00	6,985,580.00	3.300	3.345	1,532	04/13/2027
023135CD6	12687	Amazon		04/13/2022	10,000,000.00	9,774,600.00	10,000,000.00	2.730	2.730	437	04/13/2024
023135CE4	12688	Amazon		04/13/2022	13,000,000.00	12,619,750.00	12,979,330.00	3.000	3.050	802	04/13/2025
023135CN4	12883	Amazon		12/01/2022	15,000,000.00	15,132,450.00	14,999,100.00	4.600	4.602	1,034	12/01/2025
023135CM6	12884	Amazon		12/01/2022	15,000,000.00	15,071,400.00	14,989,950.00	4.700	4.736	667	11/29/2024
06051GJG5	12241	Bank of America Corp.		09/25/2020	8,000,000.00	7,459,520.00	8,000,000.00	0.981	0.981	967	09/25/2025
06051GJG5	12242	Bank of America Corp.		09/25/2020	3,000,000.00	2,797,320.00	3,000,000.00	0.981	0.981	967	09/25/2025
06048WM31	12453	Bank of America Corp.		05/28/2021	10,000,000.00	8,817,700.00	10,000,000.00	1.250	1.250	1,212	05/28/2026
06048WM64	12482	Bank of America Corp.		07/07/2021	10,000,000.00	8,556,300.00	9,975,000.00	1.200	1.252	1,240	06/25/2026
06048WP46	12517	Bank of America Corp.		09/27/2021	10,000,000.00	9,085,900.00	10,000,000.00	0.750	0.750	785	03/27/2025
06048WN63	12530	Bank of America Corp.		10/08/2021	4,898,000.00	4,043,445.94	4,844,122.00	1.150	1.382	1,317	09/10/2026
06406RBC0	12699	Bank of New York		04/26/2022	10,000,000.00	9,747,600.00	9,998,600.00	3.350	3.355	814	04/25/2025
06406RAL1	12153	Bank of NY		06/01/2020	6,540,000.00	6,275,784.00	6,848,426.40	2.100	1.001	631	10/24/2024
06368EA36	12336	Bank of Montreal		12/08/2020	10,000,000.00	9,633,000.00	9,993,500.00	0.450	0.472	310	12/08/2023
06368FAA7	12508	Bank of Montreal		09/15/2021	5,000,000.00	4,861,900.00	4,995,800.00	0.400	0.442	226	09/15/2023
06368FAC3	12509	Bank of Montreal		09/15/2021	6,000,000.00	5,325,540.00	5,989,860.00	1.250	1.285	1,322	09/15/2026
06368FAE9	12625	Bank of Montreal		01/10/2022	10,000,000.00	9,392,500.00	9,994,700.00	1.500	1.518	709	01/10/2025
06368FAG4	12657	Bank of Montreal		03/08/2022	15,000,000.00	14,556,600.00	14,989,500.00	2.150	2.186	401	03/08/2024
06368D3S1	12746	Bank of Montreal		06/07/2022	6,000,000.00	5,858,340.00	5,998,620.00	3.700	3.708	857	06/07/2025
110122DN5	12302	Bristol Myers		11/13/2020	5,000,000.00	4,537,050.00	4,991,900.00	0.750	0.783	1,016	11/13/2025
110122DT2	12303	Bristol Myers		11/13/2020	5,000,000.00	4,835,950.00	5,000,000.00	0.537	0.537	285	11/13/2023
14913R2F3	12222	Caterpillar Inc.		09/14/2020	10,000,000.00	9,744,100.00	9,993,200.00	0.450	0.473	225	09/14/2023
14913R2J5	12410	Caterpillar Inc.		03/01/2021	10,000,000.00	9,966,300.00	9,991,400.00	0.250	0.293	28	03/01/2023
14913R2U0	12620	Caterpillar Inc.		01/10/2022	5,000,000.00	4,589,200.00	4,997,600.00	1.700	1.710	1,437	01/08/2027

**Alameda County Investment Pool
Portfolio Management
Portfolio Details - Investments
January 31, 2023**

CUSIP	Investment #	Issuer	Average Balance	Purchase Date	Par Value	Market Value	Book Value	Stated Rate	YTM	Days to 365 Maturity	Maturity Date
Corporate Notes											
14913R2S5	12621	Caterpillar Inc.		01/10/2022	10,000,000.00	9,644,700.00	9,998,400.00	0.950	0.958	343	01/10/2024
14913R3B1	12912	Caterpillar Inc.		01/06/2023	7,000,000.00	7,093,520.00	6,998,250.00	4.800	4.809	1,070	01/06/2026
194162AM5	12777	Colgate Palmolive		08/09/2022	3,000,000.00	2,916,480.00	2,997,240.00	3.100	3.114	926	08/15/2025
24422EVH9	12157	John Deere		06/04/2020	3,000,000.00	2,948,970.00	2,997,540.00	0.700	0.727	154	07/05/2023
24422EVJ5	12259	John Deere		10/09/2020	2,000,000.00	1,939,360.00	1,997,680.00	0.400	0.439	251	10/10/2023
24422EVX4	12622	John Deere		01/10/2022	3,000,000.00	2,892,060.00	2,999,520.00	0.900	0.908	343	01/10/2024
24422EWA3	12623	Dell Inc.		01/10/2022	5,000,000.00	4,558,500.00	4,997,150.00	1.700	1.712	1,440	01/11/2027
24422EYV2	12624	Dell Inc.		01/10/2022	7,000,000.00	6,586,090.00	6,996,710.00	1.250	1.266	709	01/10/2025
254687FN1	12066	Disney		03/23/2020	5,000,000.00	4,873,350.00	4,997,254.44	3.350	3.360	782	03/24/2025
31422XXA5	12690	Farmer Mac		04/08/2022	20,000,000.00	19,451,400.00	20,000,000.00	2.570	2.571	513	06/28/2024
02665WDH1	12029	American Honda		03/12/2020	3,000,000.00	2,974,320.00	3,006,595.78	1.950	1.498	98	05/10/2023
02665WDH1	12030	American Honda		03/12/2020	5,500,000.00	5,452,920.00	5,512,309.75	1.950	1.490	98	05/10/2023
02665WDX6	12448	American Honda		05/20/2021	10,000,000.00	9,907,800.00	9,999,800.00	0.350	0.351	78	04/20/2023
458140BP4	12069	Intel Corp		03/25/2020	10,000,000.00	9,765,700.00	9,984,500.00	3.400	3.434	783	03/25/2025
46647PBS4	12226	J.P. Morgan		09/16/2020	4,000,000.00	3,887,600.00	4,000,000.00	0.653	0.653	593	09/16/2024
46647PBY1	12396	J.P. Morgan		02/16/2021	5,000,000.00	4,754,500.00	5,000,000.00	0.563	0.563	746	02/16/2025
46647PBZ8	12417	J.P. Morgan		03/16/2021	10,000,000.00	9,941,700.00	10,000,000.00	0.697	0.697	409	03/16/2024
48128G3N8	12454	J.P. Morgan		05/28/2021	5,000,000.00	4,374,800.00	5,000,000.00	1.200	1.200	1,212	05/28/2026
46647PCH7	12455	J.P. Morgan		06/01/2021	5,000,000.00	4,706,500.00	5,000,000.00	0.824	0.824	851	06/01/2025
48128G3V0	12459	J.P. Morgan		06/11/2021	10,000,000.00	8,752,500.00	10,000,000.00	1.150	1.150	1,226	06/11/2026
48128G4R8	12486	J.P. Morgan		08/17/2021	10,000,000.00	8,577,100.00	9,990,000.00	1.150	1.171	1,293	08/17/2026
53961LAH2	12402	Local Initiatives Support Corp		02/25/2021	5,000,000.00	4,751,500.00	5,000,000.00	0.500	0.500	379	02/15/2024
88579YBL4	12078	3M Corp		03/30/2020	4,761,000.00	4,756,381.83	4,727,530.17	1.750	2.003	13	02/14/2023
594918BQ6	11783	Mircosoft Inc.		06/27/2019	4,157,000.00	4,098,427.87	4,160,450.31	2.000	1.979	188	08/08/2023
654106AH6	12074	Nike Inc.		03/27/2020	3,000,000.00	2,901,690.00	2,995,920.00	2.400	2.429	785	03/27/2025
67066GAL8	12679	NVIDIA		04/22/2022	20,000,000.00	18,949,400.00	19,115,528.89	0.584	2.824	499	06/14/2024
69371RQ66	12006	PACCAR Financial Corp.		02/06/2020	10,000,000.00	9,470,700.00	9,991,900.00	1.800	1.817	736	02/06/2025
713448EQ7	12045	Pepsi Inc.		03/19/2020	2,500,000.00	2,395,600.00	2,498,236.67	2.250	2.265	777	03/19/2025
713448EQ7	12047	Pepsi Inc.		03/19/2020	5,000,000.00	4,791,200.00	4,996,450.00	2.250	2.265	777	03/19/2025
713448EQ7	12051	Pepsi Inc.		03/20/2020	5,000,000.00	4,791,200.00	4,991,650.00	2.250	2.286	777	03/19/2025
713448FB9	12257	Pepsi Inc.		10/07/2020	10,000,000.00	9,703,000.00	9,994,300.00	0.400	0.120	248	10/07/2023
717081EX7	12151	Pfizer		05/28/2020	5,000,000.00	4,617,350.00	4,968,800.00	0.800	0.928	847	05/28/2025
742718FL8	12280	Proctor & Gamble		10/29/2020	5,000,000.00	4,540,750.00	4,991,900.00	0.550	0.583	1,001	10/29/2025
742718FL8	12633	Proctor & Gamble		01/31/2022	8,752,000.00	7,948,128.80	8,392,292.80	0.550	1.687	1,001	10/29/2025
742718FV6	12637	Proctor & Gamble		02/01/2022	20,000,000.00	18,537,600.00	19,971,600.00	1.900	1.930	1,461	02/01/2027
742718FY0	12923	Proctor & Gamble		01/26/2023	3,000,000.00	2,998,710.00	2,997,990.00	4.100	4.124	1,090	01/26/2026

**Alameda County Investment Pool
Portfolio Management
Portfolio Details - Investments
January 31, 2023**

CUSIP	Investment #	Issuer	Average Balance	Purchase Date	Par Value	Market Value	Book Value	Stated Rate	YTM	Days to Maturity	Maturity Date
Corporate Notes											
742718FZ7	12924	Proctor & Gamble		01/26/2023	4,000,000.00	3,993,480.00	3,995,880.00	3.950	3.973	1,820	01/26/2028
808513BR5	12445	Charles Schwab		05/13/2021	4,000,000.00	3,595,560.00	3,990,720.00	1.150	1.198	1,197	05/13/2026
808513BY0	12655	Charles Schwab		03/03/2022	1,000,000.00	930,430.00	998,920.00	2.450	2.473	1,491	03/03/2027
79466LAG9	12484	Salesforce Co.		07/12/2021	3,000,000.00	2,832,120.00	2,998,470.00	0.625	0.640	530	07/15/2024
89114QCP1	12365	Toronto Dominion Bank		01/06/2021	10,000,000.00	8,953,600.00	9,985,300.00	0.750	0.780	1,070	01/06/2026
89114TZK1	12591	Toronto Dominion Bank		12/13/2021	10,000,000.00	9,393,700.00	9,992,700.00	1.250	1.275	681	12/13/2024
89236TGX7	12081	Toyota Motor Credit Corp		04/01/2020	6,000,000.00	5,798,760.00	5,988,960.00	3.000	3.040	790	04/01/2025
89236TGW9	12083	Toyota Motor Credit Corp		04/01/2020	5,000,000.00	4,986,750.00	4,999,450.00	2.900	2.904	57	03/30/2023
89236TJH9	12464	Toyota Motor Credit Corp		06/18/2021	15,000,000.00	14,165,250.00	14,982,150.00	0.500	0.540	503	06/18/2024
89236TJN6	12506	Toyota Motor Credit Corp		09/13/2021	5,000,000.00	4,688,800.00	4,997,650.00	0.625	0.641	590	09/13/2024
89236TKC8	12758	Toyota Motor Credit Corp		06/30/2022	10,000,000.00	9,867,500.00	9,990,500.00	3.950	3.984	880	06/30/2025
89788JAB5	12026	Truist Bank		03/09/2020	10,000,000.00	9,964,200.00	9,993,000.00	1.250	1.274	36	03/09/2023
89788JAA79	12635	Truist Bank		01/31/2022	10,000,000.00	9,377,500.00	9,930,500.00	1.500	1.542	768	03/10/2025
882508BK9	12507	Texas Instrument		09/15/2021	3,000,000.00	2,689,830.00	3,000,000.00	1.125	1.125	1,322	09/15/2026
90327QD71	12449	USAA Capital Corp		05/21/2021	7,000,000.00	6,648,460.00	6,987,540.00	0.500	0.572	455	05/01/2024
95001D6U9	12124	Wells Fargo Securities LLC		04/30/2020	5,000,000.00	4,961,650.00	5,000,000.00	2.150	2.150	88	04/30/2023
931142EK5	11536	Walmart		06/27/2018	2,000,000.00	1,989,320.00	1,999,460.00	3.400	3.406	145	06/26/2023
931142ER0	12512	Walmart		09/17/2021	3,000,000.00	2,688,570.00	2,994,330.00	1.050	1.089	1,324	09/17/2026
931142EW9	12800	Walmart		09/09/2022	7,000,000.00	6,962,830.00	6,995,100.00	3.900	3.925	951	09/09/2025
98459LAA1	12160	Yale University		06/09/2020	3,000,000.00	2,780,490.00	3,000,000.00	0.873	0.873	804	04/15/2025
Subtotal and Average			685,831,364.52		691,108,000.00	656,295,518.44	689,371,183.88		1.769	728	
Washington Supranational Obligation											
45818WCS3	11932	InterAmerican Development Bank		12/03/2019	10,000,000.00	9,497,800.00	9,991,000.00	1.700	1.719	653	11/15/2024
45818WCS3	11950	InterAmerican Development Bank		12/16/2019	25,000,000.00	23,744,500.00	24,891,000.00	1.700	1.793	653	11/15/2024
45818WDA1	12412	InterAmerican Development Bank		03/11/2021	18,000,000.00	16,496,460.00	17,952,714.00	0.800	0.854	1,127	03/04/2026
459058JL8	12277	International Bank Recon & D		10/28/2020	15,000,000.00	13,634,400.00	14,983,050.00	0.500	0.523	1,000	10/28/2025
459058JM6	12312	International Bank Recon & D		11/24/2020	20,000,000.00	19,271,600.00	19,957,000.00	0.250	0.322	296	11/24/2023
459058JM6	12313	International Bank Recon & D		11/24/2020	15,000,000.00	14,453,700.00	14,967,750.00	0.250	0.322	296	11/24/2023
459058JE4	12358	International Bank Recon & D		12/23/2020	10,000,000.00	9,131,400.00	9,984,000.00	0.375	0.410	908	07/28/2025
459058JS3	12390	International Bank Recon & D		02/10/2021	15,000,000.00	13,415,250.00	15,000,000.00	0.650	0.650	1,105	02/10/2026
45905U5Y6	12400	International Bank Recon & D		02/18/2021	9,500,000.00	8,471,150.00	9,492,875.00	0.600	0.615	1,113	02/18/2026
45905U5Y6	12401	International Bank Recon & D		02/18/2021	10,000,000.00	8,917,000.00	10,000,000.00	0.600	0.600	1,113	02/18/2026
45906M2L4	12414	International Bank Recon & D		03/12/2021	15,000,000.00	13,524,750.00	14,857,500.00	0.650	0.846	1,119	02/24/2026
45906M3C3	12669	International Bank Recon & D		03/29/2022	7,500,000.00	7,298,400.00	7,494,150.00	2.250	2.290	421	03/28/2024
45906M3K5	12815	International Bank Recon & D		09/30/2022	15,000,000.00	15,034,500.00	15,000,000.00	4.500	4.500	1,702	09/30/2027

**Alameda County Investment Pool
Portfolio Management
Portfolio Details - Investments
January 31, 2023**

CUSIP	Investment #	Issuer	Average Balance	Purchase Date	Par Value	Market Value	Book Value	Stated Rate	YTM 365	Days to Maturity	Maturity Date
Washington Supranational Obligation											
45950VNP7	11974	IFCDN		01/17/2020	25,000,000.00	23,716,750.00	24,953,750.00	1.680	1.719	709	01/10/2025
45950VPX8	12446	IFCDN		05/14/2021	10,000,000.00	8,997,200.00	10,000,000.00	0.860	0.860	1,198	05/14/2026
45950VQS8	12573	IFCDN		11/24/2021	10,000,000.00	9,648,100.00	10,000,000.00	0.610	0.610	296	11/24/2023
Subtotal and Average			229,524,789.00		230,000,000.00	215,252,960.00	229,524,789.00		1.206	844	
Commercial Paper Disc. -Amortizing											
46640QUU3	12917	JP Morgan Sec		01/19/2023	50,000,000.00	48,773,500.00	48,709,583.33	4.890	5.118	177	07/28/2023
Subtotal and Average			93,375,255.38		50,000,000.00	48,773,500.00	48,709,583.33		5.118	177	
Agency Bullets (Aaa/AA+)											
3132X0U25	11486	Farmer Mac		04/19/2018	30,000,000.00	29,882,700.00	29,982,000.00	2.800	2.813	77	04/19/2023
3132X0U25	11487	Farmer Mac		04/19/2018	40,000,000.00	39,843,600.00	39,976,000.00	2.800	2.813	77	04/19/2023
3132X0U25	11488	Farmer Mac		04/19/2018	30,000,000.00	29,882,700.00	29,982,000.00	2.800	2.813	77	04/19/2023
31422BFL9	11755	Farmer Mac		05/10/2019	25,000,000.00	24,381,500.00	25,000,000.00	2.400	2.400	394	03/01/2024
31422BFL9	11756	Farmer Mac		05/10/2019	25,000,000.00	24,314,000.00	25,000,000.00	2.400	2.400	455	05/01/2024
31422BJB7	11793	Farmer Mac		07/22/2019	25,000,000.00	24,361,250.00	25,000,000.00	1.970	1.970	335	01/02/2024
31422BPC8	11911	Farmer Mac		11/20/2019	20,000,000.00	19,505,800.00	20,000,000.00	1.720	1.720	292	11/20/2023
31422BQK9	11955	Farmer Mac		12/20/2019	25,000,000.00	23,909,750.00	24,988,750.00	1.690	1.700	597	09/20/2024
31422BQW3	11956	Farmer Mac		12/20/2019	40,000,000.00	39,213,600.00	40,000,000.00	1.740	1.740	243	10/02/2023
31422BYV6	12115	Farmer Mac		04/27/2020	35,000,000.00	34,296,850.00	34,979,000.00	0.550	0.569	176	07/27/2023
31422XE40	12785	Farmer Mac		08/19/2022	15,000,000.00	14,781,000.00	15,000,000.00	4.000	4.000	754	02/24/2025
3133EKQU3	11778	Federal Farm Credit Bank		06/21/2019	30,000,000.00	28,964,700.00	29,984,700.00	1.950	1.961	498	06/13/2024
3133EKTU8	11784	Federal Farm Credit Bank		07/02/2019	12,000,000.00	11,592,360.00	11,998,320.00	1.900	1.903	516	07/01/2024
3133EKUA2	11785	Federal Farm Credit Bank		07/02/2019	15,000,000.00	15,000,000.00	14,989,800.00	1.850	1.870	0	02/01/2023
3133EKZK5	11812	Federal Farm Credit Bank		08/14/2019	20,000,000.00	19,650,600.00	19,992,000.00	1.600	1.610	194	08/14/2023
3133EKA63	11814	Federal Farm Credit Bank		08/16/2019	10,000,000.00	9,592,900.00	9,982,800.00	1.600	1.636	562	08/16/2024
3133ELZM9	12140	Federal Farm Credit Bank		05/15/2020	25,000,000.00	23,041,250.00	24,953,225.00	0.500	0.538	833	05/14/2025
3133ENKS8	12627	Federal Farm Credit Bank		01/11/2022	7,500,000.00	7,059,900.00	7,483,125.00	1.125	1.202	705	01/06/2025
3133ENZS2	12755	Federal Farm Credit Bank		06/28/2022	10,000,000.00	9,816,300.00	9,994,805.00	3.100	3.127	513	06/28/2024
3133ENZ37	12845	Federal Farm Credit Bank		11/10/2022	18,500,000.00	18,692,770.00	18,497,040.00	4.875	4.886	709	01/10/2025
3130AGWK7	11815	Federal Home Loan Bank		08/16/2019	12,000,000.00	11,460,240.00	11,971,800.00	1.500	2.136	561	08/15/2024
3130AGWK7	11816	Federal Home Loan Bank		08/16/2019	20,000,000.00	19,100,400.00	19,953,000.00	1.500	1.549	561	08/15/2024
3130AGWK7	11817	Federal Home Loan Bank		08/16/2019	20,000,000.00	19,100,400.00	19,953,000.00	1.500	1.549	561	08/15/2024
3130AJ7E3	12020	Federal Home Loan Bank		02/21/2020	14,000,000.00	13,977,740.00	13,974,240.00	1.375	1.438	16	02/17/2023
3130AJ7E3	12023	Federal Home Loan Bank		02/21/2020	15,000,000.00	14,976,150.00	14,972,400.00	1.375	1.438	16	02/17/2023
3130AK5E2	12220	Federal Home Loan Bank		09/11/2020	2,000,000.00	1,824,340.00	1,994,000.00	0.375	0.436	946	09/04/2025

Portfolio POOL
RC
PM (PRF_PM2) 7.3.0

**Alameda County Investment Pool
Portfolio Management
Portfolio Details - Investments
January 31, 2023**

CUSIP	Investment #	Issuer	Average Balance	Purchase Date	Par Value	Market Value	Book Value	Stated Rate	YTM	Days to 365 Maturity	Maturity Date
Agency Bullets (Aaa/AA+)											
3130APU29	12551	Federal Home Loan Bank		11/12/2021	12,800,000.00	12,389,888.00	12,794,112.00	0.500	0.523	281	11/09/2023
3130APU29	12552	Federal Home Loan Bank		11/12/2021	20,000,000.00	19,359,200.00	19,990,800.00	0.500	0.523	281	11/09/2023
3130AQF57	12598	Federal Home Loan Bank		12/22/2021	25,000,000.00	24,082,000.00	24,945,000.00	0.625	0.736	324	12/22/2023
3130AQF40	12599	Federal Home Loan Bank		12/22/2021	25,000,000.00	23,525,000.00	24,978,098.58	1.000	1.030	688	12/20/2024
3130AQF65	12600	Federal Home Loan Bank		12/22/2021	25,000,000.00	22,736,500.00	24,925,261.74	1.250	1.311	1,419	12/21/2026
3130ASDS5	12745	Federal Home Loan Bank		06/10/2022	20,000,000.00	19,502,800.00	19,953,600.00	2.750	2.867	513	06/28/2024
3130ASME6	12768	Federal Home Loan Bank		07/08/2022	15,000,000.00	14,748,450.00	14,970,900.00	3.000	3.101	523	07/08/2024
3130ASME6	12769	Federal Home Loan Bank		07/08/2022	10,000,000.00	9,832,300.00	9,980,600.00	3.000	3.101	523	07/08/2024
3130ASME6	12770	Federal Home Loan Bank		07/08/2022	5,000,000.00	4,916,150.00	4,990,300.00	3.000	3.101	523	07/08/2024
3130ATPY7	12822	Federal Home Loan Bank		10/19/2022	9,500,000.00	9,489,835.00	9,477,580.00	4.500	4.644	499	06/14/2024
3130ATQ91	12825	Federal Home Loan Bank		10/20/2022	10,750,000.00	10,730,865.00	10,747,312.50	4.625	4.651	261	10/20/2023
3130ATT31	12829	Federal Home Loan Bank		10/28/2022	15,000,000.00	15,032,400.00	14,983,650.00	4.500	4.561	610	10/03/2024
3130AUCS1	12909	Federal Home Loan Bank		12/21/2022	5,000,000.00	4,999,500.00	5,000,000.00	4.750	4.750	323	12/21/2023
3137EAEN5	11520	Federal Home Loan Mtg Corp		06/11/2018	15,000,000.00	14,882,100.00	14,918,400.00	2.750	2.867	138	06/19/2023
3137EAEP0	12014	Federal Home Loan Mtg Corp		02/14/2020	15,000,000.00	14,242,500.00	14,988,450.00	1.500	1.516	742	02/12/2025
3137EAEP0	12015	Federal Home Loan Mtg Corp		02/14/2020	10,000,000.00	9,495,000.00	9,992,300.00	1.500	1.516	742	02/12/2025
3137EAER6	12129	Federal Home Loan Mtg Corp		05/07/2020	10,000,000.00	9,887,700.00	9,995,800.00	0.375	0.389	93	05/05/2023
3137EAER6	12130	Federal Home Loan Mtg Corp		05/07/2020	20,000,000.00	19,775,400.00	19,991,600.00	0.375	0.389	93	05/05/2023
3137EAER6	12131	Federal Home Loan Mtg Corp		05/07/2020	20,000,000.00	19,775,400.00	19,991,600.00	0.375	0.389	93	05/05/2023
31422BG53	12179	Federal Home Loan Mtg Corp		06/29/2020	15,000,000.00	14,574,900.00	14,988,000.00	0.350	0.375	240	09/29/2023
3137EAEU9	12195	Federal Home Loan Mtg Corp		07/23/2020	10,000,000.00	9,132,600.00	9,950,200.00	0.375	0.727	901	07/21/2025
3137EAUV7	12204	Federal Home Loan Mtg Corp		08/21/2020	10,000,000.00	9,747,000.00	9,989,800.00	0.250	0.284	204	08/24/2023
3137EAUV7	12205	Federal Home Loan Mtg Corp		08/21/2020	10,000,000.00	9,747,000.00	9,989,800.00	0.250	0.284	204	08/24/2023
3137EAEZ8	12291	Federal Home Loan Mtg Corp		11/05/2020	10,000,000.00	9,655,400.00	9,991,000.00	0.250	0.280	278	11/06/2023
3137EAEZ8	12293	Federal Home Loan Mtg Corp		11/05/2020	10,000,000.00	9,655,400.00	9,991,000.00	0.250	0.280	278	11/06/2023
3137EAF2	12331	Federal Home Loan Mtg Corp		12/04/2020	15,000,000.00	14,440,350.00	14,985,150.00	0.250	0.283	306	12/04/2023
3137EAF2	12332	Federal Home Loan Mtg Corp		12/04/2020	10,000,000.00	9,626,900.00	9,990,100.00	0.250	0.283	306	12/04/2023
3137EAFX3	12405	Federal Home Loan Mtg Corp		02/26/2021	15,000,000.00	13,648,500.00	14,747,400.00	0.375	0.750	965	09/23/2025
3135G0U43	11568	Federal National Mtg Assn		09/14/2018	20,000,000.00	19,758,200.00	19,918,000.00	2.875	2.964	223	09/12/2023
3135G0V34	11657	Federal National Mtg Assn		02/08/2019	20,000,000.00	19,544,800.00	19,925,600.00	2.500	2.580	369	02/05/2024
3135G0V34	11658	Federal National Mtg Assn		02/08/2019	20,000,000.00	19,544,800.00	19,925,600.00	2.500	2.580	369	02/05/2024
3135G0V75	11788	Federal National Mtg Assn		07/08/2019	20,000,000.00	19,254,000.00	19,924,200.00	1.750	1.830	517	07/02/2024
3135G0W66	11872	Federal National Mtg Assn		10/18/2019	20,000,000.00	19,129,800.00	19,965,800.00	1.625	1.661	622	10/15/2024
3135G0W66	11875	Federal National Mtg Assn		10/18/2019	25,000,000.00	23,912,250.00	24,957,250.00	1.625	1.661	622	10/15/2024
3135G0W66	11876	Federal National Mtg Assn		10/18/2019	25,000,000.00	23,912,250.00	24,957,250.00	1.625	1.661	622	10/15/2024
3135G0W66	11918	Federal National Mtg Assn		11/22/2019	25,000,000.00	23,912,250.00	24,939,515.00	1.625	1.677	622	10/15/2024

**Alameda County Investment Pool
Portfolio Management
Portfolio Details - Investments
January 31, 2023**

CUSIP	Investment #	Issuer	Average Balance	Purchase Date	Par Value	Market Value	Book Value	Stated Rate	YTM 365	Days to Maturity	Maturity Date
Agency Bullets (Aaa/AA+)											
3135G0X24	11969	Federal National Mtg Assn		01/10/2020	20,000,000.00	19,032,800.00	19,936,200.00	1.625	1.692	706	01/07/2025
3135G0X24	11970	Federal National Mtg Assn		01/10/2020	20,000,000.00	19,032,800.00	19,936,200.00	1.625	1.692	706	01/07/2025
3135G04Q3	12145	Federal National Mtg Assn		05/22/2020	20,000,000.00	19,723,000.00	19,939,800.00	0.250	0.351	110	05/22/2023
3135G04Q3	12146	Federal National Mtg Assn		05/22/2020	15,000,000.00	14,792,250.00	14,954,850.00	0.250	0.351	110	05/22/2023
3135G04Q3	12147	Federal National Mtg Assn		05/22/2020	15,000,000.00	14,792,250.00	14,954,850.00	0.250	0.351	110	05/22/2023
3135G04Z3	12171	Federal National Mtg Assn		06/19/2020	20,000,000.00	18,375,600.00	19,958,600.00	0.500	0.542	867	06/17/2025
3135G04Z3	12172	Federal National Mtg Assn		06/19/2020	15,000,000.00	13,781,700.00	14,968,950.00	0.500	0.542	867	06/17/2025
3135G05G4	12183	Federal National Mtg Assn		07/10/2020	10,000,000.00	9,804,900.00	9,978,500.00	0.250	0.322	159	07/10/2023
3135G06G3	12299	Federal National Mtg Assn		11/12/2020	18,000,000.00	16,370,820.00	17,935,560.00	0.500	0.573	1,010	11/07/2025
3135G06H1	12321	Federal National Mtg Assn		11/25/2020	15,000,000.00	14,448,300.00	14,982,900.00	0.250	0.288	299	11/27/2023
3135GADM0	12907	Federal National Mtg Assn		12/20/2022	15,000,000.00	14,960,100.00	15,000,000.00	5.000	5.000	322	12/20/2023
Subtotal and Average			1,289,899,444.82		1,292,050,000.00	1,251,936,708.00	1,289,899,444.82		1.732	431	
Federal Agency Disc. -Amortizing											
313384CT4	12860	Federal Home Loan Bk Disc Note		11/29/2022	50,000,000.00	49,784,500.00	49,407,916.67	4.350	4.525	34	03/07/2023
313384DB2	12862	Federal Home Loan Bk Disc Note		11/29/2022	50,000,000.00	49,734,000.00	49,352,222.22	4.400	4.582	42	03/15/2023
313384DD8	12878	Federal Home Loan Bk Disc Note		11/30/2022	50,000,000.00	49,721,000.00	49,344,625.00		4.594	44	03/17/2023
313384DC0	12882	Federal Home Loan Bk Disc Note		11/30/2022	50,000,000.00	49,727,500.00	49,350,750.00	4.410	4.593	43	03/16/2023
313384DC0	12886	Federal Home Loan Bk Disc Note		12/06/2022	50,000,000.00	49,727,500.00	49,388,194.44	4.405	4.584	43	03/16/2023
313384CP2	12893	Federal Home Loan Bk Disc Note		12/08/2022	50,000,000.00	49,805,500.00	49,488,819.44	4.330	4.497	30	03/03/2023
313384BW8	12900	Federal Home Loan Bk Disc Note		12/15/2022	50,000,000.00	49,919,000.00	49,643,319.44	4.210	4.359	13	02/14/2023
313384BX6	12904	Federal Home Loan Bk Disc Note		12/16/2022	50,000,000.00	49,913,000.00	49,642,472.22	4.220	4.369	14	02/15/2023
313384JQ3	12905	Federal Home Loan Bk Disc Note		12/19/2022	50,000,000.00	48,850,000.00	48,613,000.00	4.560	4.802	175	07/26/2023
313384JQ3	12906	Federal Home Loan Bk Disc Note		12/19/2022	50,000,000.00	48,850,000.00	48,613,000.00	4.560	4.802	175	07/26/2023
313384GX1	12931	Federal Home Loan Bk Disc Note		01/31/2023	50,000,000.00	49,124,000.00	49,120,625.00	4.690	4.907	134	06/15/2023
Subtotal and Average			540,516,246.10		550,000,000.00	545,156,000.00	541,964,944.43		4.600	68	
Treasury Notes and Bonds											
91282CCN9	12707	National Australia Bank		04/29/2022	100,000,000.00	97,734,000.00	97,269,531.28	0.125	2.342	180	07/31/2023
912828D1	11744	U.S. Treasury		04/29/2019	50,000,000.00	49,047,000.00	48,093,750.00	1.375	2.304	211	08/31/2023
912828S92	11791	U.S. Treasury		07/16/2019	50,000,000.00	49,133,000.00	48,804,687.50	1.250	1.867	180	07/31/2023
912828D1	11832	U.S. Treasury		08/28/2019	50,000,000.00	49,047,000.00	49,966,796.90	1.375	1.392	211	08/31/2023
912828S92	11843	U.S. Treasury		09/06/2019	50,000,000.00	49,133,000.00	49,636,718.75	1.250	1.442	180	07/31/2023
912828VB3	11862	U.S. Treasury		09/26/2019	50,000,000.00	49,572,500.00	50,253,906.25	1.750	1.605	103	05/15/2023
912828Y87	11919	U.S. Treasury		11/22/2019	50,000,000.00	48,021,500.00	50,298,828.15	1.750	1.617	546	07/31/2024
912828Y87	11936	U.S. Treasury		12/10/2019	50,000,000.00	48,021,500.00	50,134,765.65	1.750	1.689	546	07/31/2024

Portfolio POOL
RC
PM (PRF_PM2) 7.3.0

**Alameda County Investment Pool
Portfolio Management
Portfolio Details - Investments
January 31, 2023**

CUSIP	Investment #	Issuer	Average Balance	Purchase Date	Par Value	Market Value	Book Value	Stated Rate	YTM	Days to 365 Maturity	Maturity Date
Treasury Notes and Bonds											
91282CBM2	12408	U.S. Treasury		02/26/2021	50,000,000.00	47,679,500.00	49,699,218.75	0.125	0.329	379	02/15/2024
91282CBQ3	12409	U.S. Treasury		03/01/2021	25,000,000.00	22,589,000.00	24,630,859.38	0.500	0.802	1,123	02/28/2026
91282CDA6	12519	U.S. Treasury		09/30/2021	50,000,000.00	48,533,000.00	49,945,312.50	0.250	0.305	241	09/30/2023
91282CCZ2	12520	U.S. Treasury		09/30/2021	50,000,000.00	45,099,500.00	49,666,015.63	0.875	1.012	1,337	09/30/2026
91282CAT8	12522	U.S. Treasury		09/30/2021	50,000,000.00	45,261,500.00	48,865,234.39	0.250	0.816	1,003	10/31/2025
91282CDB4	12537	U.S. Treasury		10/27/2021	50,000,000.00	46,972,500.00	49,742,187.50	0.625	0.801	622	10/15/2024
91282CDD0	12555	U.S. Treasury		11/15/2021	50,000,000.00	48,394,500.00	49,873,003.74	0.375	0.513	272	10/31/2023
91282CCT6	12596	U.S. Treasury		12/21/2021	50,000,000.00	46,980,500.00	49,373,046.90	0.375	0.854	561	08/15/2024
91282CDB4	12597	U.S. Treasury		12/21/2021	50,000,000.00	46,972,500.00	49,626,953.15	0.625	0.894	622	10/15/2024
91282CCU3	12604	U.S. Treasury		12/23/2021	50,000,000.00	48,689,500.00	49,580,078.15	0.125	0.627	211	08/31/2023
91282CCU3	12605	U.S. Treasury		12/23/2021	50,000,000.00	48,689,500.00	49,582,031.25	0.125	0.624	211	08/31/2023
91282CCT6	12606	U.S. Treasury		12/23/2021	50,000,000.00	46,980,500.00	49,349,609.40	0.375	0.873	561	08/15/2024
91282CDV0	12634	U.S. Treasury		01/31/2022	50,000,000.00	48,117,000.00	49,679,687.50	0.875	1.200	364	01/31/2024
912828R69	12680	U.S. Treasury		04/21/2022	50,000,000.00	49,488,500.00	49,765,625.00	1.625	2.054	119	05/31/2023
91282CDD0	12681	U.S. Treasury		04/21/2022	50,000,000.00	48,394,500.00	48,494,140.65	0.375	2.398	272	10/31/2023
Subtotal and Average			1,306,507,048.98		1,175,000,000.00	1,128,551,500.00	1,162,331,988.37		1.286	412	
Treasury Discounts -Amortizing											
912796T33	12851	Treasury Bill		11/18/2022	50,000,000.00	49,864,000.00	49,444,944.44	4.120	4.283	22	02/23/2023
912796XT1	12853	Treasury Bill		11/18/2022	50,000,000.00	49,994,500.00	49,576,194.44	4.015	4.163	1	02/02/2023
Subtotal and Average			111,852,312.71		100,000,000.00	99,858,500.00	99,021,138.88		4.223	11	
Agency Callables (Aaa/AA+)											
31422XXL1	12698	Farmer Mac		04/28/2022	25,000,000.00	24,216,000.00	25,000,000.00	3.050	3.051	908	07/28/2025
31422XXG2	12700	Farmer Mac		04/26/2022	15,000,000.00	14,333,250.00	15,000,000.00	3.100	3.100	1,545	04/26/2027
31422XN40	12837	Farmer Mac		11/01/2022	15,000,000.00	15,037,050.00	15,000,000.00	5.050	5.050	1,734	11/01/2027
31422XN40	12838	Farmer Mac		11/01/2022	15,000,000.00	15,037,050.00	15,000,000.00	5.050	5.050	1,734	11/01/2027
31422XQ62	12855	Farmer Mac		11/22/2022	20,000,000.00	19,911,600.00	20,000,000.00	5.300	5.300	1,206	05/22/2026
3133EMYD8	12441	Federal Farm Credit Bank		05/06/2021	15,000,000.00	13,685,100.00	15,000,000.00	0.850	0.850	1,006	11/03/2025
3133EMZS4	12447	Federal Farm Credit Bank		05/18/2021	10,000,000.00	9,007,500.00	10,000,000.00	0.900	0.900	1,202	05/18/2026
3133ENEJ5	12564	Federal Farm Credit Bank		11/18/2021	25,000,000.00	23,545,000.00	24,971,250.00	0.875	0.914	656	11/18/2024
3133ENHW3	12603	Federal Farm Credit Bank		12/23/2021	25,000,000.00	23,257,250.00	25,000,000.00	1.170	1.170	873	06/23/2025
3133ENPG9	12642	Federal Farm Credit Bank		02/15/2022	15,000,000.00	14,240,400.00	14,959,950.00	1.750	1.842	744	02/14/2025
3130AKN85	12367	Federal Home Loan Bank		01/20/2021	20,000,000.00	17,998,000.00	19,974,000.00	0.550	0.576	1,084	01/20/2026
3130AKVY9	12373	Federal Home Loan Bank		01/29/2021	10,000,000.00	8,984,600.00	10,000,000.00	0.520	0.520	1,093	01/29/2026
3130AKVN3	12374	Federal Home Loan Bank		01/29/2021	5,000,000.00	4,492,300.00	5,000,000.00	0.520	0.520	1,093	01/29/2026

**Alameda County Investment Pool
Portfolio Management
Portfolio Details - Investments
January 31, 2023**

CUSIP	Investment #	Issuer	Average Balance	Purchase Date	Par Value	Market Value	Book Value	Stated Rate	YTM 365	Days to Maturity	Maturity Date
Agency Callables (Aaa/AA+)											
3130AKUS3	12377	Federal Home Loan Bank		01/29/2021	15,450,000.00	13,873,791.00	15,442,275.00	0.500	0.510	1,092	01/28/2026
3130AKMD5	12378	Federal Home Loan Bank		01/29/2021	4,980,000.00	4,472,587.80	4,976,324.76	0.500	0.515	1,090	01/26/2026
3130AKXB7	12391	Federal Home Loan Bank		02/11/2021	10,000,000.00	8,971,600.00	10,000,000.00	0.580	0.580	1,106	02/11/2026
3130AKXB7	12392	Federal Home Loan Bank		02/11/2021	20,000,000.00	17,943,200.00	20,000,000.00	0.580	0.580	1,106	02/11/2026
3130AKWA0	12393	Federal Home Loan Bank		02/12/2021	13,000,000.00	11,640,330.00	12,979,200.00	0.520	0.552	1,107	02/12/2026
3130AKXQ4	12394	Federal Home Loan Bank		02/12/2021	15,000,000.00	13,464,750.00	15,000,000.00	0.600	0.600	1,107	02/12/2026
3130AKVR4	12395	Federal Home Loan Bank		02/12/2021	20,000,000.00	17,925,000.00	20,000,000.00	0.550	0.550	1,107	02/12/2026
3130AL3S1	12397	Federal Home Loan Bank		02/17/2021	10,000,000.00	8,979,700.00	10,000,000.00	0.625	0.625	1,112	02/17/2026
3130ALEM2	12403	Federal Home Loan Bank		02/25/2021	15,000,000.00	13,530,900.00	15,000,000.00	0.790	0.790	1,120	02/25/2026
3130AKZ25	12406	Federal Home Loan Bank		02/26/2021	10,000,000.00	8,980,300.00	10,000,000.00	0.650	0.650	1,121	02/26/2026
3130ALJ70	12413	Federal Home Loan Bank		03/12/2021	10,000,000.00	9,528,800.00	10,000,000.00	0.400	0.400	405	03/12/2024
3130ALGJ7	12419	Federal Home Loan Bank		03/23/2021	20,000,000.00	18,159,800.00	20,000,000.00	1.000	1.000	1,146	03/23/2026
3130ALGJ7	12420	Federal Home Loan Bank		03/23/2021	9,250,000.00	8,398,907.50	9,250,000.00	1.000	1.000	1,146	03/23/2026
3130ALVS0	12436	Federal Home Loan Bank		04/27/2021	15,000,000.00	13,923,600.00	15,000,000.00	0.620	0.620	726	01/27/2025
3130AMAG7	12437	Federal Home Loan Bank		04/29/2021	10,000,000.00	9,068,500.00	10,000,000.00	1.050	1.050	1,183	04/29/2026
3130AMUP5	12466	Federal Home Loan Bank		06/23/2021	15,000,000.00	13,938,000.00	15,000,000.00	0.500	0.500	691	12/23/2024
3130AMU75	12476	Federal Home Loan Bank		06/30/2021	10,000,000.00	9,033,300.00	10,000,000.00	1.000	1.000	1,241	06/26/2026
3130ANSC53	12494	Federal Home Loan Bank		08/30/2021	15,000,000.00	13,461,150.00	15,000,000.00	1.000	1.000	1,302	08/26/2026
3130ANWK24	12495	Federal Home Loan Bank		08/30/2021	25,000,000.00	23,173,500.00	25,000,000.00	0.650	0.650	756	02/26/2025
3130ANWG1	12496	Federal Home Loan Bank		08/30/2021	25,000,000.00	23,455,500.00	25,000,000.00	0.500	0.500	572	08/26/2024
3130ANWJ5	12497	Federal Home Loan Bank		08/30/2021	25,000,000.00	23,026,750.00	25,000,000.00	0.720	0.720	860	06/10/2025
3130ANU32	12516	Federal Home Loan Bank		09/22/2021	10,000,000.00	8,968,600.00	9,995,000.00	1.000	1.010	1,329	09/22/2026
3130APDL6	12521	Federal Home Loan Bank		09/30/2021	15,000,000.00	13,822,950.00	15,000,000.00	0.800	0.800	880	06/30/2025
3130APJ89	12538	Federal Home Loan Bank		10/28/2021	10,000,000.00	9,364,000.00	10,000,000.00	0.700	0.700	635	10/28/2024
3130APLB9	12539	Federal Home Loan Bank		10/28/2021	10,000,000.00	9,388,800.00	10,000,000.00	0.850	0.850	635	10/28/2024
3130APLB9	12540	Federal Home Loan Bank		10/28/2021	10,000,000.00	9,388,800.00	10,000,000.00	0.850	0.850	635	10/28/2024
3130APRA5	12554	Federal Home Loan Bank		11/15/2021	25,000,000.00	23,552,750.00	25,000,000.00	1.100	1.100	653	11/15/2024
3130APRU1	12556	Federal Home Loan Bank		11/16/2021	10,000,000.00	10,000,000.00	10,000,000.00	1.000	1.000	562	08/16/2024
3130APRU1	12557	Federal Home Loan Bank		11/16/2021	25,000,000.00	23,658,500.00	25,000,000.00	1.000	1.000	562	08/16/2024
3130APLJ2	12560	Federal Home Loan Bank		11/17/2021	15,000,000.00	14,484,000.00	15,000,000.00	0.500	0.500	289	11/17/2023
3130APNH4	12561	Federal Home Loan Bank		11/18/2021	10,000,000.00	9,204,500.00	10,000,000.00	1.200	1.200	1,021	11/18/2025
3130APQG3	12562	Federal Home Loan Bank		11/18/2021	20,000,000.00	18,409,000.00	20,000,000.00	1.200	1.200	1,021	11/18/2025
3130APRE7	12563	Federal Home Loan Bank		11/18/2021	25,000,000.00	23,362,250.00	25,000,000.00	1.010	1.010	748	02/18/2025
3130APBR5	12570	Federal Home Loan Bank		11/19/2021	14,950,000.00	13,906,041.50	14,804,237.50	0.650	0.967	706	01/07/2025
3130APVJ1	12571	Federal Home Loan Bank		11/23/2021	15,000,000.00	13,686,150.00	15,000,000.00	1.500	1.500	1,391	11/23/2024
3130APUP8	12572	Federal Home Loan Bank		11/23/2021	25,000,000.00	23,554,500.00	25,000,000.00	0.750	0.750	569	08/23/2024

**Alameda County Investment Pool
Portfolio Management
Portfolio Details - Investments
January 31, 2023**

CUSIP	Investment #	Issuer	Average Balance	Purchase Date	Par Value	Market Value	Book Value	Stated Rate	YTM	Days to 365 Maturity	Maturity Date
Agency Callables (Aaa/AA+)											
3130APWH4	12574	Federal Home Loan Bank		11/24/2021	15,000,000.00	14,505,300.00	15,000,000.00	0.750	0.750	294	11/22/2023
3130APWM3	12581	Federal Home Loan Bank		11/30/2021	10,000,000.00	9,406,600.00	10,000,000.00	1.050	1.050	663	11/25/2024
3130APWE1	12582	Federal Home Loan Bank		11/30/2021	15,000,000.00	13,685,550.00	15,000,000.00	1.500	1.500	1,393	11/25/2026
3130APWV3	12583	Federal Home Loan Bank		11/30/2021	25,000,000.00	23,516,500.00	25,000,000.00	1.050	1.050	663	11/25/2024
3130APW43	12585	Federal Home Loan Bank		12/02/2021	8,125,000.00	7,400,168.75	8,123,375.00	1.500	1.504	1,400	12/02/2026
3130APW84	12586	Federal Home Loan Bank		12/03/2021	10,000,000.00	9,107,400.00	9,997,500.00	1.500	1.505	1,401	12/03/2026
3130APXL4	12589	Federal Home Loan Bank		12/10/2021	25,000,000.00	23,469,000.00	24,993,750.00	1.100	1.108	678	12/10/2024
3130APXT7	12594	Federal Home Loan Bank		12/17/2021	10,000,000.00	9,134,900.00	10,000,000.00	1.600	1.600	1,415	12/17/2026
3130AQ4D2	12602	Federal Home Loan Bank		12/23/2021	7,650,000.00	7,210,660.50	7,650,000.00	1.250	1.250	692	12/24/2024
3130AQ2Z5	12607	Federal Home Loan Bank		12/27/2021	25,000,000.00	23,050,500.00	25,000,000.00	1.500	1.500	1,150	03/27/2026
3130AQ7M9	12608	Federal Home Loan Bank		12/27/2021	25,000,000.00	23,294,750.00	25,000,000.00	1.250	1.250	877	06/27/2025
3130AQFC2	12609	Federal Home Loan Bank		12/27/2021	25,000,000.00	23,586,500.00	24,993,750.00	1.000	1.009	604	09/27/2024
3130AQ6F5	12610	Federal Home Loan Bank		12/28/2021	10,000,000.00	9,638,900.00	10,000,000.00	0.800	0.800	330	12/28/2023
3130AQA29	12611	Federal Home Loan Bank		12/28/2021	15,000,000.00	14,050,650.00	15,000,000.00	1.230	1.230	786	03/28/2025
3130AQDR1	12613	Federal Home Loan Bank		12/30/2021	25,000,000.00	23,753,500.00	25,000,000.00	1.000	1.000	513	06/28/2024
3130AQDQ3	12614	Federal Home Loan Bank		12/30/2021	15,000,000.00	13,964,850.00	15,000,000.00	1.220	1.220	880	06/30/2025
3130AQ5S8	12615	Federal Home Loan Bank		12/30/2021	25,000,000.00	23,291,500.00	25,000,000.00	1.250	1.250	880	06/30/2025
3130AQFD0	12616	Federal Home Loan Bank		12/30/2021	25,000,000.00	23,471,000.00	25,000,000.00	1.060	1.060	698	12/30/2024
3130AQGY3	12617	Federal Home Loan Bank		12/30/2021	25,000,000.00	23,593,750.00	25,000,000.00	1.030	1.030	607	09/30/2024
3130AQFW8	12618	Federal Home Loan Bank		12/30/2021	25,000,000.00	23,581,500.00	25,000,000.00	1.000	1.000	607	09/30/2024
3130AQJ38	12629	Federal Home Loan Bank		01/25/2022	10,000,000.00	9,487,000.00	10,000,000.00	1.050	1.050	540	07/25/2024
3130AQGT4	12631	Federal Home Loan Bank		01/28/2022	15,000,000.00	14,070,600.00	14,857,500.00	1.100	1.429	712	01/13/2025
3130AQM83	12632	Federal Home Loan Bank		01/28/2022	4,185,000.00	3,843,336.60	4,164,261.00	1.600	1.716	1,272	07/27/2026
3130AQUT8	12645	Federal Home Loan Bank		02/17/2022	10,000,000.00	9,260,700.00	10,000,000.00	2.010	2.010	1,477	02/17/2027
3130AQM2	12647	Federal Home Loan Bank		02/25/2022	10,000,000.00	9,483,000.00	10,000,000.00	1.750	1.750	755	02/25/2025
3130AQUY7	12648	Federal Home Loan Bank		02/25/2022	10,000,000.00	9,270,400.00	10,000,000.00	2.050	2.050	1,485	02/25/2027
3130AQ178	12652	Federal Home Loan Bank		02/28/2022	15,000,000.00	14,221,950.00	15,000,000.00	1.750	1.750	758	02/28/2025
3130ARB42	12659	Federal Home Loan Bank		03/14/2022	15,000,000.00	14,938,800.00	15,000,000.00	1.250	1.250	41	03/14/2023
3130AMU67	12666	Federal Home Loan Bank		03/21/2022	20,000,000.00	18,841,400.00	19,238,220.00	0.400	2.128	513	06/28/2024
3130ARGC9	12667	Federal Home Loan Bank		03/25/2022	10,000,000.00	9,428,900.00	10,000,000.00	2.550	2.550	1,513	03/25/2027
3130ARBC4	12668	Federal Home Loan Bank		03/28/2022	5,000,000.00	4,845,550.00	5,000,000.00	2.000	2.000	421	03/28/2024
3130ARAE1	12670	Federal Home Loan Bank		03/25/2022	25,000,000.00	23,779,000.00	25,000,000.00	2.100	2.100	875	06/25/2025
3130ARFQ9	12671	Federal Home Loan Bank		04/05/2022	25,000,000.00	23,548,250.00	25,000,000.00	2.610	2.610	1,524	04/05/2027
3130ARG70	12673	Federal Home Loan Bank		03/30/2022	15,000,000.00	14,931,300.00	15,000,000.00	2.010	1.513	57	03/30/2023
3130ARC41	12674	Federal Home Loan Bank		03/30/2022	15,000,000.00	14,373,450.00	15,000,000.00	2.320	2.320	783	03/25/2025
3130ARFG1	12675	Federal Home Loan Bank		03/30/2022	10,000,000.00	9,379,300.00	10,000,000.00	2.400	2.400	1,513	03/25/2027

**Alameda County Investment Pool
Portfolio Management
Portfolio Details - Investments
January 31, 2023**

CUSIP	Investment #	Issuer	Average Balance	Purchase Date	Par Value	Market Value	Book Value	Stated Rate	YTM	Days to 365 Maturity	Maturity Date
Agency Callables (Aaa/AA+)											
3130ARJW2	12677	Federal Home Loan Bank		04/22/2022	15,000,000.00	14,550,600.00	15,000,000.00	3.000	3.000	811	04/22/2025
3130ARL33	12682	Federal Home Loan Bank		04/21/2022	20,000,000.00	19,347,400.00	20,000,000.00	3.000	3.001	932	08/21/2025
3130ARND9	12689	Federal Home Loan Bank		04/12/2022	20,000,000.00	19,899,400.00	20,000,000.00	2.350	1.848	70	04/12/2023
3130ARDV0	12691	Federal Home Loan Bank		04/08/2022	10,000,000.00	9,527,500.00	10,000,000.00	3.000	3.000	1,513	03/25/2027
3130ARPZ8	12697	Federal Home Loan Bank		04/28/2022	25,000,000.00	24,261,750.00	25,000,000.00	3.150	3.151	908	07/28/2025
3130ARUV1	12706	Federal Home Loan Bank		04/27/2022	25,000,000.00	24,196,000.00	25,000,000.00	3.100	3.100	999	10/27/2025
3130ARYU9	12740	Federal Home Loan Bank		05/23/2022	10,000,000.00	9,810,800.00	10,000,000.00	3.000	3.002	387	02/23/2024
3130AS3H0	12741	Federal Home Loan Bank		05/26/2022	25,000,000.00	24,430,750.00	25,000,000.00	2.625	2.626	390	02/26/2024
3130ASBX6	12743	Federal Home Loan Bank		06/03/2022	10,000,000.00	9,890,500.00	10,000,000.00	2.275	2.276	149	06/30/2023
3130ASC49	12748	Federal Home Loan Bank		06/16/2022	15,000,000.00	14,839,650.00	15,000,000.00	2.300	2.300	146	06/27/2023
3130ASKE8	12754	Federal Home Loan Bank		06/28/2022	15,000,000.00	14,785,650.00	15,000,000.00	3.300	3.300	330	12/28/2023
3130ASKJ7	12756	Federal Home Loan Bank		06/28/2022	20,000,000.00	19,650,200.00	20,000,000.00	3.500	3.500	513	06/28/2024
3130ASKF5	12757	Federal Home Loan Bank		06/30/2022	10,000,000.00	9,919,800.00	10,000,000.00	3.000	3.000	149	06/30/2023
3130AS5R6	12761	Federal Home Loan Bank		06/30/2022	50,000,000.00	49,548,000.00	49,755,000.00	2.600	3.023	163	07/14/2023
3130ASQC6	12774	Federal Home Loan Bank		07/28/2022	20,000,000.00	19,856,200.00	20,000,000.00	3.500	3.500	177	07/28/2023
3130ASUT4	12778	Federal Home Loan Bank		08/10/2022	15,000,000.00	14,858,400.00	15,000,000.00	3.130	3.127	190	08/10/2023
3130ASZD4	12787	Federal Home Loan Bank		08/30/2022	15,000,000.00	14,790,150.00	14,998,500.00	4.130	4.134	939	08/28/2025
3130ASYZ6	12789	Federal Home Loan Bank		08/30/2022	25,000,000.00	24,604,250.00	25,000,000.00	4.000	4.000	939	08/28/2025
3130AS5R4	12806	Federal Home Loan Bank		09/27/2022	25,000,000.00	24,604,250.00	24,685,000.00	4.000	4.576	939	08/28/2025
3130ATDV6	12814	Federal Home Loan Bank		09/30/2022	10,000,000.00	9,910,700.00	10,000,000.00	5.000	5.000	1,702	09/30/2027
3130ATJ32	12826	Federal Home Loan Bank		10/24/2022	10,000,000.00	9,968,500.00	10,000,000.00	5.250	5.250	996	10/24/2025
3130ATXX0	12864	Federal Home Loan Bank		11/30/2022	25,000,000.00	24,927,500.00	25,000,000.00	5.000	5.001	478	05/24/2024
3130AU2C7	12885	Federal Home Loan Bank		12/06/2022	15,000,000.00	14,966,550.00	15,000,000.00	5.300	5.300	674	12/06/2024
3130AU5Q3	12896	Federal Home Loan Bank		12/13/2022	20,000,000.00	19,948,800.00	20,000,000.00	5.200	5.205	590	09/13/2024
3130AUNX8	12920	Federal Home Loan Bank		01/25/2023	15,000,000.00	15,002,850.00	15,000,000.00	5.000	5.003	385	02/21/2024
3130AUNQ3	12922	Federal Home Loan Bank		01/26/2023	20,000,000.00	19,998,800.00	20,000,000.00	5.000	5.003	385	02/21/2024
3130AUGJ7	12926	Federal Home Loan Bank		01/30/2023	15,000,000.00	15,015,750.00	15,000,000.00	5.020	5.020	1,090	01/26/2026
3130AUNY6	12928	Federal Home Loan Bank		01/30/2023	10,000,000.00	10,010,900.00	10,000,000.00	5.125	5.125	908	07/28/2025
31422BUS7	12016	Federal Home Loan Mtg Corp		02/18/2020	25,000,000.00	23,773,250.00	25,000,000.00	1.680	1.680	748	02/18/2025
3134GVWR5	12144	Federal Home Loan Mtg Corp		05/22/2020	25,000,000.00	23,099,750.00	25,000,000.00	0.625	0.625	841	05/22/2025
3134GWND4	12199	Federal Home Loan Mtg Corp		08/12/2020	15,000,000.00	13,712,550.00	15,000,000.00	0.600	0.600	923	08/12/2025
3134GWN44	12219	Federal Home Loan Mtg Corp		09/11/2020	15,000,000.00	14,041,650.00	15,000,000.00	0.450	0.450	588	09/11/2024
3134GWUY0	12246	Federal Home Loan Mtg Corp		09/30/2020	15,000,000.00	13,903,350.00	15,000,000.00	0.400	0.400	698	12/30/2024
3134GWVJ2	12247	Federal Home Loan Mtg Corp		09/30/2020	15,000,000.00	14,006,550.00	15,000,000.00	0.400	0.400	607	09/30/2024
3134GWXX0	12248	Federal Home Loan Mtg Corp		09/30/2020	15,000,000.00	14,006,550.00	15,000,000.00	0.400	0.400	607	09/30/2024
3134GWVJ2	12249	Federal Home Loan Mtg Corp		09/30/2020	10,000,000.00	9,337,700.00	10,000,000.00	0.400	0.400	607	09/30/2024

**Alameda County Investment Pool
Portfolio Management
Portfolio Details - Investments
January 31, 2023**

CUSIP	Investment #	Issuer	Average Balance	Purchase Date	Par Value	Market Value	Book Value	Stated Rate	YTM	Days to 365 Maturity	Maturity Date
Agency Callables (Aaa/AA+)											
3134GWXG6	12250	Federal Home Loan Mtg Corp		09/30/2020	10,000,000.00	9,274,300.00	10,000,000.00	0.430	0.430	698	12/30/2024
3134GWUY0	12251	Federal Home Loan Mtg Corp		09/30/2020	10,000,000.00	9,268,900.00	10,000,000.00	0.400	0.400	698	12/30/2024
3134GXB5	12300	Federal Home Loan Mtg Corp		11/12/2020	15,000,000.00	14,185,350.00	15,000,000.00	0.360	0.360	469	05/15/2024
3134GXDZ4	12318	Federal Home Loan Mtg Corp		11/25/2020	15,000,000.00	13,955,100.00	15,000,000.00	0.450	0.450	663	11/25/2024
3134GXBM5	12319	Federal Home Loan Mtg Corp		11/25/2020	15,000,000.00	13,579,800.00	15,000,000.00	0.600	0.600	1,015	11/12/2025
3134GXHD9	12359	Federal Home Loan Mtg Corp		12/23/2020	10,000,000.00	9,077,500.00	10,000,000.00	0.700	0.700	1,056	12/23/2025
3134GXQN7	12672	Federal Home Loan Mtg Corp		04/05/2022	10,000,000.00	9,960,800.00	10,000,000.00	2.350	1.798	63	04/05/2023
3134GXS7	12715	Federal Home Loan Mtg Corp		05/05/2022	25,000,000.00	24,340,500.00	25,000,000.00	3.020	3.020	643	11/05/2024
3134GXL44	12779	Federal Home Loan Mtg Corp		08/12/2022	15,000,000.00	14,760,000.00	15,000,000.00	4.000	4.000	923	08/12/2025
3134GXR63	12786	Federal Home Loan Mtg Corp		08/29/2022	20,000,000.00	19,694,800.00	20,000,000.00	4.050	4.050	939	08/28/2025
3134GXT87	12788	Federal Home Loan Mtg Corp		08/30/2022	25,000,000.00	24,638,750.00	25,000,000.00	4.000	4.000	758	02/28/2025
3134GXS88	12790	Federal Home Loan Mtg Corp		08/30/2022	10,000,000.00	9,855,500.00	10,000,000.00	4.000	4.000	758	02/28/2025
3134GXS88	12791	Federal Home Loan Mtg Corp		08/30/2022	10,000,000.00	9,855,500.00	10,000,000.00	4.000	4.000	758	02/28/2025
3134GXW34	12792	Federal Home Loan Mtg Corp		08/30/2022	20,000,000.00	19,752,600.00	20,000,000.00	4.250	4.250	939	08/28/2025
3134GXY65	12804	Federal Home Loan Mtg Corp		09/16/2022	15,000,000.00	14,766,450.00	15,000,000.00	4.250	4.250	1,139	03/16/2026
3134GX6A7	12827	Federal Home Loan Mtg Corp		10/25/2022	15,000,000.00	14,978,400.00	15,000,000.00	5.000	5.000	814	04/25/2025
3134GX4M3	12828	Federal Home Loan Mtg Corp		10/28/2022	10,000,000.00	9,966,400.00	10,000,000.00	5.080	5.080	632	10/25/2024
3134GX6Q2	12841	Federal Home Loan Mtg Corp		11/08/2022	15,000,000.00	14,983,500.00	15,000,000.00	5.750	5.750	1,741	11/08/2027
3134GY2K7	12846	Federal Home Loan Mtg Corp		11/15/2022	10,000,000.00	9,977,500.00	10,000,000.00	5.310	5.310	653	11/15/2024
3134GX7M0	12847	Federal Home Loan Mtg Corp		11/15/2022	15,000,000.00	14,970,000.00	15,000,000.00	5.150	5.150	1,199	05/15/2026
3134GX5W0	12848	Federal Home Loan Mtg Corp		11/16/2022	15,000,000.00	14,979,900.00	15,000,000.00	5.500	5.500	835	05/16/2025
3134GY2A9	12850	Federal Home Loan Mtg Corp		11/17/2022	15,000,000.00	14,970,900.00	15,000,000.00	5.150	5.150	1,020	11/17/2025
3134GY4G4	12859	Federal Home Loan Mtg Corp		11/28/2022	25,000,000.00	24,910,500.00	25,000,000.00	5.020	5.025	572	08/26/2024
3134GY4H2	12863	Federal Home Loan Mtg Corp		11/30/2022	25,000,000.00	24,901,750.00	25,000,000.00	5.150	5.150	1,031	11/28/2025
3134GY6B3	12898	Federal Home Loan Mtg Corp		12/14/2022	25,000,000.00	24,942,500.00	25,000,000.00	5.100	5.102	1,321	09/14/2026
3134GY7M8	12901	Federal Home Loan Mtg Corp		12/16/2022	25,000,000.00	24,927,750.00	25,000,000.00	5.270	5.273	958	09/16/2025
3134GYAA0	12908	Federal Home Loan Mtg Corp		12/20/2022	25,000,000.00	24,924,750.00	25,000,000.00	5.145	5.145	505	06/20/2024
3134GYAW2	12910	Federal Home Loan Mtg Corp		12/22/2022	25,000,000.00	24,879,000.00	25,000,000.00	5.150	5.150	1,237	06/22/2026
3134GXR63	12918	Federal Home Loan Mtg Corp		01/20/2023	10,000,000.00	9,847,400.00	10,030,225.00	4.050	4.577	939	08/28/2025
3134GYE24	12921	Federal Home Loan Mtg Corp		01/26/2023	10,000,000.00	10,013,100.00	10,000,000.00	5.125	5.125	1,090	01/26/2026
3134GYEA6	12925	Federal Home Loan Mtg Corp		01/27/2023	30,000,000.00	30,021,000.00	30,000,000.00	5.300	5.300	1,091	01/27/2026
3134GYF98	12927	Federal Home Loan Mtg Corp		01/30/2023	10,000,000.00	10,004,600.00	10,000,000.00	5.000	5.000	727	01/28/2025
3134GYG30	12929	Federal Home Loan Mtg Corp		01/31/2023	5,000,000.00	5,000,300.00	5,000,697.22	5.020	5.028	1,000	10/28/2025
3134GXRG1	12930	Federal Home Loan Mtg Corp		01/31/2023	5,000,000.00	4,854,300.00	4,885,965.28	3.050	4.422	831	05/12/2025
3136G4XV0	12181	Federal National Mtg Assn		06/30/2020	15,000,000.00	13,799,100.00	15,000,000.00	0.730	0.730	880	06/30/2025
3136G4ZJ5	12184	Federal National Mtg Assn		07/21/2020	10,000,000.00	9,161,100.00	10,000,000.00	0.625	0.625	901	07/21/2025

**Alameda County Investment Pool
Portfolio Management
Portfolio Details - Investments
January 31, 2023**

CUSIP	Investment #	Issuer	Average Balance	Purchase Date	Par Value	Market Value	Book Value	Stated Rate	YTM 365	Days to Maturity	Maturity Date
Agency Callables (Aaa/AA+)											
3136G4A86	12185	Federal National Mtg Assn		07/21/2020	8,000,000.00	7,305,760.00	7,984,000.00	0.500	0.541	901	07/21/2025
3135G05X7	12209	Federal National Mtg Assn		08/27/2020	15,000,000.00	13,669,200.00	14,929,800.00	0.375	0.470	936	08/25/2025
3135G05X7	12210	Federal National Mtg Assn		08/27/2020	10,000,000.00	9,112,800.00	9,953,200.00	0.375	0.470	936	08/25/2025
3136G42F9	12211	Federal National Mtg Assn		08/27/2020	10,000,000.00	9,138,000.00	10,000,000.00	0.625	0.625	938	08/27/2025
3136G44U4	12265	Federal National Mtg Assn		10/20/2020	10,000,000.00	9,068,000.00	10,000,000.00	0.500	0.500	992	10/20/2025
3135G06C2	12278	Federal National Mtg Assn		10/29/2020	15,000,000.00	13,630,650.00	15,000,000.00	0.600	0.600	1,001	10/29/2025
3135GA2Z3	12304	Federal National Mtg Assn		11/17/2020	10,000,000.00	9,039,800.00	9,995,000.00	0.560	0.570	1,020	11/17/2025
3135GA3G4	12317	Federal National Mtg Assn		11/25/2020	10,000,000.00	9,294,800.00	10,000,000.00	0.400	0.400	663	11/25/2024
3135GAA76	12343	Federal National Mtg Assn		12/09/2020	20,000,000.00	18,343,200.00	20,000,000.00	0.540	0.540	859	06/09/2025
3135GABT7	12355	Federal National Mtg Assn		12/16/2020	20,000,000.00	18,315,800.00	20,000,000.00	0.500	0.500	866	06/16/2025
3135GA7L9	12356	Federal National Mtg Assn		12/16/2020	20,000,000.00	18,315,800.00	20,000,000.00	0.500	0.500	866	06/16/2025
3135G06V0	12849	Federal National Mtg Assn		11/16/2022	20,000,000.00	19,718,600.00	19,846,626.67	4.125	4.758	939	08/28/2025
3135GACY5	12856	Federal National Mtg Assn		11/25/2022	10,000,000.00	9,989,400.00	10,000,000.00	5.600	5.600	1,028	11/25/2025
3135GAD65	12858	Federal National Mtg Assn		11/28/2022	20,000,000.00	19,918,200.00	20,000,000.00	5.200	5.200	1,029	11/26/2025
3135GADS7	12911	Federal National Mtg Assn		12/23/2022	20,000,000.00	19,914,600.00	20,000,000.00	5.000	5.000	873	06/23/2025
Subtotal and Average			2,664,009,634.85		2,775,590,000.00	2,647,619,483.65	2,773,434,607.43		2.323	830	
Asset Backed Securities											
02007RAC3	11856	Ally Auto Receivables Trust		09/17/2019	87,700.50	87,575.09	87,698.03	1.930	1.939	469	05/15/2024
02007TAC9	11942	Ally Auto Receivables Trust		12/11/2019	52,270.67	52,208.47	52,261.67	1.840	1.033	500	06/15/2024
14315XAC2	11977	CarMax Auto Owner Trust		01/22/2020	865,016.37	864,846.65	864,846.65	1.300	1.291	684	12/16/2024
14043TAF3	11859	Capital One Prime Auto Rec		09/18/2019	120,269.62	120,134.92	120,262.86	1.920	1.930	469	05/15/2024
14043MAC5	12019	Capital One Prime Auto Rec		02/19/2020	1,322,237.05	1,311,011.26	1,321,955.94	1.600	1.615	653	11/15/2024
14043MAC5	12043	Capital One Prime Auto Rec		03/18/2020	1,542,609.88	1,529,513.12	1,516,819.37	1.600	2.360	653	11/15/2024
34531KAD4	11915	Ford Credit Auto Owner Trust		11/22/2019	150,532.90	150,331.19	150,524.26	1.300	1.283	408	03/15/2024
36258NAC6	11972	GM Financial		01/15/2020	301,229.00	299,777.08	301,158.06	1.840	1.858	593	09/16/2024
43813VAC2	11923	Hyundai Auto Rec Trust		11/26/2019	1,040,018.07	1,037,002.02	1,039,832.74	1.830	1.846	351	01/18/2024
43813RAC1	12024	Hyundai Auto Rec Trust		02/26/2020	1,953,286.80	1,937,367.51	1,952,903.96	1.610	1.625	446	04/22/2024
41284UAD6	11988	Harley Davidson Motorcycle		01/29/2020	130,253.38	130,022.83	130,224.97	1.870	1.887	622	10/15/2024
89233MAD5	11905	Toyota Auto Rec Owners Trust		11/13/2019	309,457.40	309,024.16	309,435.06	1.920	1.931	349	01/16/2024
Subtotal and Average			9,360,688.31		7,874,881.63	7,828,814.29	7,847,923.56		1.781	539	
Municipal Bonds											
072024WP3	12038	Bay Area Ca Tran		03/17/2020	10,000,000.00	9,753,600.00	10,264,600.00	2.254	1.570	425	04/01/2024
072024WP3	12039	Bay Area Ca Tran		03/17/2020	10,000,000.00	9,753,600.00	10,264,600.00	2.254	1.575	425	04/01/2024
13063DRJ9	11878	St. of California		10/24/2019	5,000,000.00	4,935,550.00	5,100,050.00	2.400	1.870	242	10/01/2023

Portfolio POOL
RC
PM (PRF_PM2) 7.3.0

**Alameda County Investment Pool
Portfolio Management
Portfolio Details - Investments
January 31, 2023**

CUSIP	Investment #	Issuer	Average Balance	Purchase Date	Par Value	Market Value	Book Value	Stated Rate	YTM 365	Days to Maturity	Maturity Date
Municipal Bonds											
13032UB98	12692	California Health Facility		04/07/2022	1,000,000.00	977,420.00	1,000,000.00	2.670	2.671	486	06/01/2024
13032UC22	12693	California Health Facility		04/07/2022	2,715,000.00	2,632,464.00	2,715,000.00	2.991	2.992	851	06/01/2025
13032UC30	12694	California Health Facility		04/07/2022	2,500,000.00	2,395,025.00	2,500,000.00	3.044	3.045	1,216	06/01/2026
91412HGE7	12262	UNIVHGR		10/19/2020	9,580,000.00	8,876,828.00	9,661,525.80	0.883	0.721	834	05/15/2025
Subtotal and Average			41,505,775.80		40,795,000.00	39,324,487.00	41,505,775.80		1.619	575	
Total and Average			9,120,475,697.57		9,014,647,881.63	8,741,626,971.38	8,984,156,129.50		2.635	477	

**Alameda County Investment Pool
Transaction Activity Report
January 1, 2023 - January 31, 2023
Sorted by Fund - Transaction Date
All Funds**

Investment #	Fund	CUSIP	Inv Descrip	TransactionType	TransactionDate	Issuer	New Principal	Principal Paydowns	Interest	Total Cash
12619	100	06367CRK5	BMO 0.58% MAT	Redemption	01/03/2023	Bank of Montreal		50,000,000.00		50,000,000.00
12842	100	912796ZH5	UNITED STATES	Redemption	01/03/2023	Treasury Bill		50,000,000.00		50,000,000.00
12843	100	912796ZH5	UNITED STATES	Redemption	01/03/2023	Treasury Bill		50,000,000.00		50,000,000.00
12844	100	912796ZH5	UNITED STATES	Redemption	01/03/2023	Treasury Bill		50,000,000.00		50,000,000.00
12852	100	912796ZH5	UNITED STATES	Redemption	01/03/2023	Treasury Bill		50,000,000.00		50,000,000.00
11784	100	3133EKTV8	FEDERAL FARM CR	Interest	01/03/2023	Federal Farm Credit			114,000.00	114,000.00
11788	100	3135G0V75	FNMA 1.75% MAT	Interest	01/03/2023	Federal National Mtg			175,000.00	175,000.00
11793	100	31422BJB7	FAMCA 1.97% MAT	Interest	01/03/2023	Farmer Mac			246,250.00	246,250.00
12619	100	06367CRK5	BMO 0.58% MAT	Interest	01/03/2023	Bank of Montreal			292,416.65	292,416.65
12798	100	SYS12798	EWEST 2.9% MAT	Redemption	01/04/2023	East West Bank		20,000,000.00		20,000,000.00
12640	100	SYS12640	EWEST 0.15% MAT	Interest	01/04/2023	East West Bank			34,100.00	34,100.00
12767	100	SYS12767	EWEST 3.% MAT	Interest	01/04/2023	East West Bank			64,583.30	64,583.30
12797	100	SYS12797	BANKSF 3.03% MAT	Interest	01/04/2023	Bank of San Francisc			13,045.83	13,045.83
12798	100	SYS12798	EWEST 2.9% MAT	Interest	01/04/2023	East West Bank			49,944.47	49,944.47
12157	100	24422EVH9	DEERE JOHN CAP	Interest	01/05/2023	John Deere			10,500.00	10,500.00
12821	100	SYS12821	SIGNA 3.85% MAT	Interest	01/05/2023	Signature Bank			65,500.84	65,500.84
12912	100	14913R3B1	CATERPILLAR FINL	Purchase	01/06/2023	Caterpillar Inc.	6,998,250.00			-6,998,250.00
12364	100	89114QCM8	TD 0.25% MAT	Redemption	01/06/2023	Toronto Dominion		12,000,000.00		12,000,000.00
12364	100	89114QCM8	TD 0.25% MAT	Interest	01/06/2023	Toronto Dominion			15,000.00	15,000.00
12365	100	89114QCP1	TORONTO	Interest	01/06/2023	Toronto Dominion			37,500.00	37,500.00
12627	100	3133ENKS8	FEDERAL FARM CR	Interest	01/06/2023	Federal Farm Credit			42,187.50	42,187.50
11935	100	90331HPF4	USB 1.95% MAT	Redemption	01/09/2023	US BANK		20,000,000.00		20,000,000.00
11935	100	90331HPF4	USB 1.95% MAT	Interest	01/09/2023	US BANK			195,000.00	195,000.00
11969	100	3135G0X24	FEDERAL NATL MTG	Interest	01/09/2023	Federal National Mtg			162,500.00	162,500.00
11970	100	3135G0X24	FEDERAL NATL MTG	Interest	01/09/2023	Federal National Mtg			162,500.00	162,500.00
12570	100	3130APBR5	FEDERAL HOME	Interest	01/09/2023	Federal Home Loan			48,587.50	48,587.50
12620	100	14913R2U0	CATERPILLAR FINL	Interest	01/09/2023	Caterpillar Inc.			42,500.00	42,500.00
12768	100	3130ASME6	FEDERAL HOME	Interest	01/09/2023	Federal Home Loan			225,000.00	225,000.00
12769	100	3130ASME6	FEDERAL HOME	Interest	01/09/2023	Federal Home Loan			150,000.00	150,000.00
12770	100	3130ASME6	FEDERAL HOME	Interest	01/09/2023	Federal Home Loan			75,000.00	75,000.00
12818	100	SYS12818	BRIDGE 4.% MAT	Interest	01/09/2023	Bridge Bank			84,949.48	84,949.48
12913	100	63873QZV9	NATXNY 5.04% MAT	Purchase	01/10/2023	Natixis North Americ	50,000,000.00			-50,000,000.00
12914	100	63873QZW7	NATXNY 5.15% MAT	Purchase	01/10/2023	Natixis North Americ	50,000,000.00			-50,000,000.00
11974	100	45950VNP7	IFCDN 1.68% MAT	Interest	01/10/2023	IFCDN			210,000.00	210,000.00
12183	100	3135G05G4	FEDERAL NATL MTG	Interest	01/10/2023	Federal National Mtg			12,500.00	12,500.00

Portfolio POOL

RC

**Alameda County Investment Pool
Transaction Activity Report
Sorted by Fund - Transaction Date**

Investment #	Fund	CUSIP	Inv Descrip	TransactionType	TransactionDate	Issuer	New Principal	Principal Paydowns	Interest	Total Cash
12621	100	14913R2S5	CATERPILLAR FINL	Interest	01/10/2023	Caterpillar Inc.			47,500.00	47,500.00
12622	100	24422EVX4	DEERE JOHN	Interest	01/10/2023	John Deere			13,500.00	13,500.00
12624	100	24422EVY2	DEERE JOHN	Interest	01/10/2023	Dell Inc.			43,750.00	43,750.00
12625	100	06368FAE9	BANK OF	Interest	01/10/2023	Bank of Montreal			75,000.00	75,000.00
12742	100	SYS12742	UB-LOC 0.5% MAT	Interest	01/10/2023	Union Bank - LOC			2,152.78	2,152.78
12845	100	3133ENZ37	FFCB 4.875% MAT	Interest	01/10/2023	Federal Farm Credit			150,312.50	150,312.50
12623	100	24422EWA3	DEERE JOHN	Interest	01/11/2023	Dell Inc.			42,500.00	42,500.00
12915	100	037833AK6	APPLE INC, SR GLBL	Purchase	01/13/2023	Apple Inc.	9,975,666.67			-9,975,666.67
12631	100	3130AQGT4	FEDERAL HOME	Interest	01/13/2023	Federal Home Loan			82,500.00	82,500.00
12660	100	SYS12660	SELFHP 1.0% MAT	Interest	01/14/2023	Self-Help Federal Cr			198.06	198.06
12262	100	91412HGE7	UNVHGR 0.883%	Interest	01/16/2023	UNIVHGR			42,295.70	42,295.70
12484	100	79466LAG9	SFORCE 0.625%	Interest	01/17/2023	Salesforce Co.			9,375.00	9,375.00
11760	100	14042WAC4	COPAR 2.51% MAT	Interest	01/17/2023	Capital One Prime Au				0.00
11760	100	14042WAC4	COPAR 2.51% MAT	Redemption	01/17/2023	Capital One Prime Au				0.00
11856	100	02007RAC3	ALLYA 1.93% MAT	Interest	01/17/2023	Ally Auto Receivable			584.36	584.36
11856	100	02007RAC3	ALLYA 1.93% MAT	Redemption	01/17/2023	Ally Auto Receivable		275,635.66		275,635.66
11859	100	14043TAF3	COPAR 1.92% MAT	Interest	01/17/2023	Capital One Prime Au			436.59	436.59
11859	100	14043TAF3	COPAR 1.92% MAT	Redemption	01/17/2023	Capital One Prime Au		152,603.63		152,603.63
11905	100	89233MAD5	TAOT 1.92% MAT	Interest	01/17/2023	Toyota Auto Rec			907.45	907.45
11905	100	89233MAD5	TAOT 1.92% MAT	Redemption	01/17/2023	Toyota Auto Rec		257,700.45		257,700.45
11915	100	34531KAD4	FORDO 1.3% MAT	Interest	01/17/2023	Ford Credit Auto Own			748.62	748.62
11915	100	34531KAD4	FORDO 1.3% MAT	Redemption	01/17/2023	Ford Credit Auto Own		329,862.80		329,862.80
11942	100	02007TAC9	ALLYA 1.84% MAT	Interest	01/17/2023	Ally Auto Receivable			223.11	223.11
11942	100	02007TAC9	ALLYA 1.84% MAT	Redemption	01/17/2023	Ally Auto Receivable		93,234.15		93,234.15
11972	100	36258NAC6	GMCAR 1.84% MAT	Interest	01/17/2023	GM Financial			580.62	580.62
11972	100	36258NAC6	GMCAR 1.84% MAT	Redemption	01/17/2023	GM Financial		77,431.53		77,431.53
11977	100	14315XAC2	CARMX 1.3% MAT	Interest	01/17/2023	CarMax Auto Owner			1,541.56	1,541.56
11977	100	14315XAC2	CARMX 1.3% MAT	Redemption	01/17/2023	CarMax Auto Owner		113,750.13		113,750.13
11988	100	41284UAD6	HDMOT 1.87% MAT	Interest	01/17/2023	Harley Davidson Moto			326.56	326.56
11988	100	41284UAD6	HDMOT 1.87% MAT	Redemption	01/17/2023	Harley Davidson Moto		79,304.92		79,304.92
12019	100	14043MAC5	COPAR 1.6% MAT	Interest	01/17/2023	Capital One Prime Au			2,060.23	2,060.23
12019	100	14043MAC5	COPAR 1.6% MAT	Redemption	01/17/2023	Capital One Prime Au		222,936.65		222,936.65
12043	100	14043MAC5	COPAR 1.6% MAT	Interest	01/17/2023	Capital One Prime Au			2,403.60	2,403.60
12043	100	14043MAC5	COPAR 1.6% MAT	Redemption	01/17/2023	Capital One Prime Au		260,092.77		260,092.77
12916	100	06367D3W3	BMO 5.02% MAT	Purchase	01/18/2023	Bank of Montreal	50,000,000.00			-50,000,000.00
12654	100	06367CSX6	BMO 1.15% MAT	Redemption	01/18/2023	Bank of Montreal		50,000,000.00		50,000,000.00
12695	100	46590ENJ3	JPMSSC ZERO CPN	Redemption	01/18/2023	JP Morgan Sec		50,000,000.00		50,000,000.00
12654	100	06367CSX6	BMO 1.15% MAT	Interest	01/18/2023	Bank of Montreal			514,305.55	514,305.55
11923	100	43813VAC2	HART 1.83% MAT	Interest	01/18/2023	Hyundai Auto Rec Tru			2,328.80	2,328.80
11923	100	43813VAC2	HART 1.83% MAT	Redemption	01/18/2023	Hyundai Auto Rec Tru		487,062.86		487,062.86
12917	100	46640QUU3	JPMSSC ZERO CPN	Purchase	01/19/2023	JP Morgan Sec	48,709,583.33			-48,709,583.33

Portfolio POOL

RC

**Alameda County Investment Pool
Transaction Activity Report
Sorted by Fund - Transaction Date**

Investment #	Fund	CUSIP	Inv Descrip	TransactionType	TransactionDate	Issuer	New Principal	Principal Paydowns	Interest	Total Cash
12918	100	3134GXR63	FEDERAL HOME LN	Purchase	01/20/2023	Federal Home Loan	10,030,225.00			-10,030,225.00
12367	100	3130AKN85	FEDERAL HOME	Interest	01/20/2023	Federal Home Loan			55,000.00	55,000.00
12919	100	SYS12919	EWEST 2.9% MAT	Purchase	01/23/2023	East West Bank	20,000,000.00			-20,000,000.00
12184	100	3136G4ZJ5	FEDERAL NATL MTG	Interest	01/23/2023	Federal National Mtg			31,250.00	31,250.00
12185	100	3136G4A86	FEDERAL NATL MTG	Interest	01/23/2023	Federal National Mtg			20,000.00	20,000.00
12195	100	3137EAEU9	FHLMC 0.625% MAT	Interest	01/23/2023	Federal Home Loan			18,750.00	18,750.00
12024	100	43813RAC1	HART 1.61% MAT	Interest	01/23/2023	Hyundai Auto Rec Tru			3,162.84	3,162.84
12024	100	43813RAC1	HART 1.61% MAT	Redemption	01/23/2023	Hyundai Auto Rec Tru		404,108.70		404,108.70
12920	100	3130AUNX8	FEDERAL HOME	Purchase	01/25/2023	Federal Home Loan	15,000,000.00			-15,000,000.00
12629	100	3130AQJ38	FEDERAL HOME	Interest	01/25/2023	Federal Home Loan			52,500.00	52,500.00
12922	100	3130AUNQ3	FEDERAL HOME	Purchase	01/26/2023	Federal Home Loan	20,000,000.00			-20,000,000.00
12921	100	3134GYE24	FEDERAL HOME LN	Purchase	01/26/2023	Federal Home Loan	10,000,000.00			-10,000,000.00
12923	100	742718FY0	PROCTER &	Purchase	01/26/2023	Proctor & Gamble	2,997,990.00			-2,997,990.00
12924	100	742718FZ7	PROCTER &	Purchase	01/26/2023	Proctor & Gamble	3,995,880.00			-3,995,880.00
12378	100	3130AKMD5	FEDERAL HOME	Interest	01/26/2023	Federal Home Loan			12,450.00	12,450.00
12925	100	3134GYEA6	FEDERAL HOME LN	Purchase	01/27/2023	Federal Home Loan	30,000,000.00			-30,000,000.00
12115	100	31422BYV6	FHLMC 0.67% MAT	Interest	01/27/2023	Farmer Mac			96,250.00	96,250.00
12632	100	3130AQM83	FEDERAL HOME	Interest	01/27/2023	Federal Home Loan			33,480.00	33,480.00
12926	100	3130AUGJ7	FEDERAL HOME	Purchase	01/30/2023	Federal Home Loan	15,000,000.00			-15,000,000.00
12928	100	3130AUNY6	FEDERAL HOME	Purchase	01/30/2023	Federal Home Loan	10,000,000.00			-10,000,000.00
12927	100	3134GYF98	FEDERAL HOME LN	Purchase	01/30/2023	Federal Home Loan	10,000,000.00			-10,000,000.00
12696	100	46590ENW4	JPMSSC ZERO CPN	Redemption	01/30/2023	JP Morgan Sec		50,000,000.00		50,000,000.00
12725	100	78012U5J0	RY 2.28% MAT	Redemption	01/30/2023	Royal Bank CN		50,000,000.00		50,000,000.00
12726	100	89114WVT9	TD 2.29% MAT	Redemption	01/30/2023	Toronto Dominion		50,000,000.00		50,000,000.00
12765	100	313384BF5	FHLBDN ZERO CPN	Redemption	01/30/2023	Federal Home Loan		50,000,000.00		50,000,000.00
12358	100	459058JE4	IBRD 0.375% MAT	Interest	01/30/2023	International Bank R			18,800.00	18,800.00
12373	100	3130AKVY9	FEDERAL HOME	Interest	01/30/2023	Federal Home Loan			26,000.00	26,000.00
12374	100	3130AKVN3	FEDERAL HOME	Interest	01/30/2023	Federal Home Loan			13,000.00	13,000.00
12377	100	3130AKUS3	FEDERAL HOME	Interest	01/30/2023	Federal Home Loan			38,625.00	38,625.00
12725	100	78012U5J0	RY 2.28% MAT	Interest	01/30/2023	Royal Bank CN			883,500.00	883,500.00
12726	100	89114WVT9	TD 2.29% MAT	Interest	01/30/2023	Toronto Dominion			887,375.00	887,375.00
12774	100	3130ASQC6	FEDERAL HOME	Interest	01/30/2023	Federal Home Loan			350,000.00	350,000.00
12931	100	313384GX1	FHLBDN DISC NOTE	Purchase	01/31/2023	Federal Home Loan	49,120,625.00			-49,120,625.00
12929	100	3134GYG30	FEDERAL HOME LN	Purchase	01/31/2023	Federal Home Loan	5,000,697.22			-5,000,697.22
12930	100	3134GXRG1	FEDERAL HOME LN	Purchase	01/31/2023	Federal Home Loan	4,885,965.28			-4,885,965.28
12407	100	91282CBG5	UNITED STATES	Redemption	01/31/2023	U.S. Treasury		50,000,000.00		50,000,000.00
12835	100	91282CBG5	UNITED STATES	Redemption	01/31/2023	U.S. Treasury		100,000,000.00		100,000,000.00
11791	100	912828S92	UNITED STATES	Interest	01/31/2023	U.S. Treasury			312,500.00	312,500.00
11843	100	912828S92	UNITED STATES	Interest	01/31/2023	U.S. Treasury			312,500.00	312,500.00
11919	100	912828Y87	UNITED STATES	Interest	01/31/2023	U.S. Treasury			437,500.00	437,500.00
11936	100	912828Y87	UNITED STATES	Interest	01/31/2023	U.S. Treasury			437,500.00	437,500.00

**Alameda County Investment Pool
Transaction Activity Report
Sorted by Fund - Transaction Date**

Investment #	Fund	CUSIP	Inv Descrip	TransactionType	TransactionDate	Issuer	New Principal	Principal Paydowns	Interest	Total Cash
12407	100	91282CBG5	UNITED STATES	Interest	01/31/2023	U.S. Treasury			31,250.00	31,250.00
12634	100	91282CDV0	UNITED STATES	Interest	01/31/2023	U.S. Treasury			218,750.00	218,750.00
12707	100	91282CCN9	UNITED STATES	Interest	01/31/2023	National Australia B			62,500.00	62,500.00
12835	100	91282CBG5	UNITED STATES	Interest	01/31/2023	U.S. Treasury			62,500.00	62,500.00
12835	100	91282CBG5	UNITED STATES	Accr Int	01/31/2023	U.S. Treasury		30,230.98	-30,230.98	0.00
Totals for General Fund							421,714,882.50	754,783,955.23	7,949,008.52	341,018,081.25
Grand Total							421,714,882.50	754,783,955.23	7,949,008.52	341,018,081.25