



T R E A S U R E R - T A X C O L L E C T O R

HENRY C. LEVY  
TREASURER - TAX COLLECTOR

January 31, 2023

Board of Supervisors  
County of Alameda  
1221 Oak Street, 5<sup>th</sup> Floor  
Oakland, CA 94612

Dear Board Members:

**RE: Investment Report – December 2022**

In accordance with the Treasurer's investment policy, submitted herewith is a report of the cash pool investments for the month of December 2022. Enclosed with this report is a detailed composition of all outstanding investments by securities category as of December 31, 2022. This report reflects the market value and cost of purchase. All investments in the Treasurer's investment portfolio conform to the statutory requirements of Government Code Section 53601 et. seq., authorities delegated by the County Board of Supervisors and the Treasurer's investment policy.

As of December 31, 2022

Treasurer's Investment Pool – Book Value	\$ 9,380,624,270
Treasurer's Investment Pool – Market Value	9,103,377,844
Total Cash in Bank	45,750,304
Total interest received during the month	7,689,628
Average Maturity of the portfolio	466 days
Annualized cash basis rate of return for the month	0.97%

Liquidity Summary of the Portfolio as of December 31, 2022

Maturity	Amount	Percentage Held
1 to 90 days	\$ 2,403,266,017	25.62%
91 to 365 days	2,566,846,392	27.36%
2 years	1,869,817,679	19.93%
3 years	1,618,135,038	17.25%
4 years	724,608,294	7.72%
5 years	197,950,850	2.11%
<b>Total</b>	<b>\$9,380,624,270</b>	<b>100.00%</b>

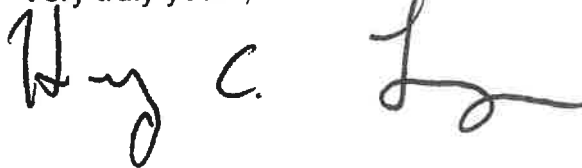
Conclusion

Based on investment activity during the month of December 2022, the Treasurer expects to meet all operating cash needs for the pool participants within the next six months from the portfolio's most liquid assets and current revenues. For your review, a copy of the Investment Status Report and transaction details for the month of December 2022 is attached and on file with the Office of the Clerk of the Board of Supervisors.

Vision 2026 Goal

The Investment Report meets the 10x goal of **Accessible Infrastructure** in support of our shared vision of **Prosperous and Vibrant Economy**.

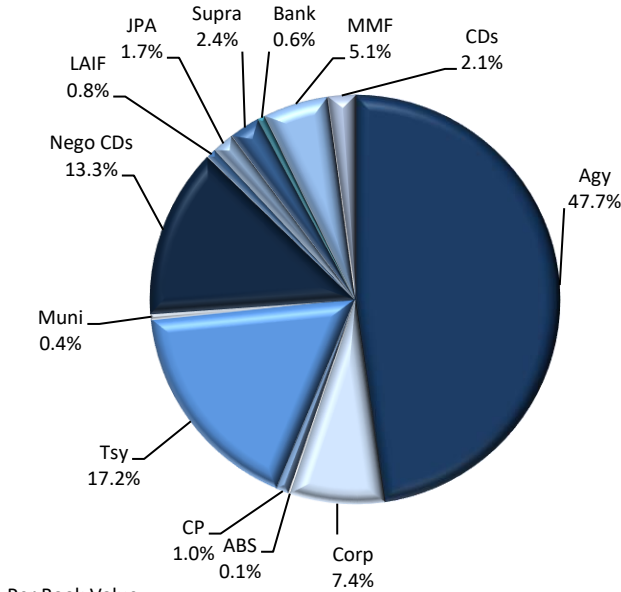
Very truly yours,

A handwritten signature in black ink, appearing to read "Henry C. Levy". The signature is written in a cursive style with a large initial "H" and a long, sweeping underline.

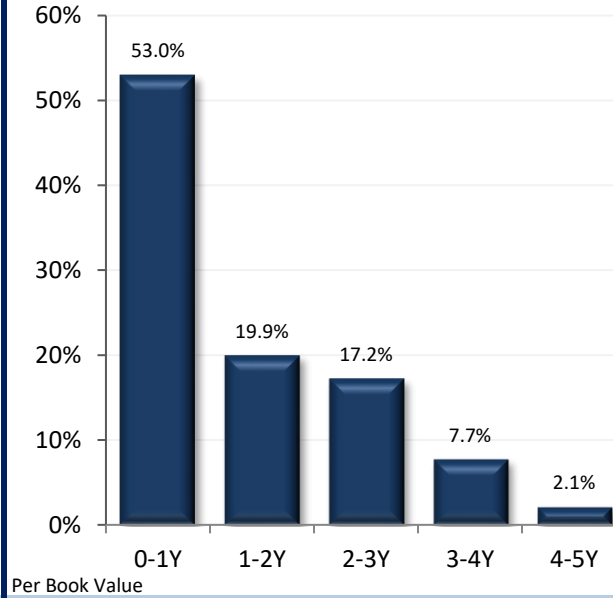
Henry C. Levy  
Treasurer – Tax Collector

cc: Susan Muranishi, County Administrator  
Melissa Wilk, Auditor-Controller  
School District and Special District Participants  
Members of the Treasury Oversight Committee

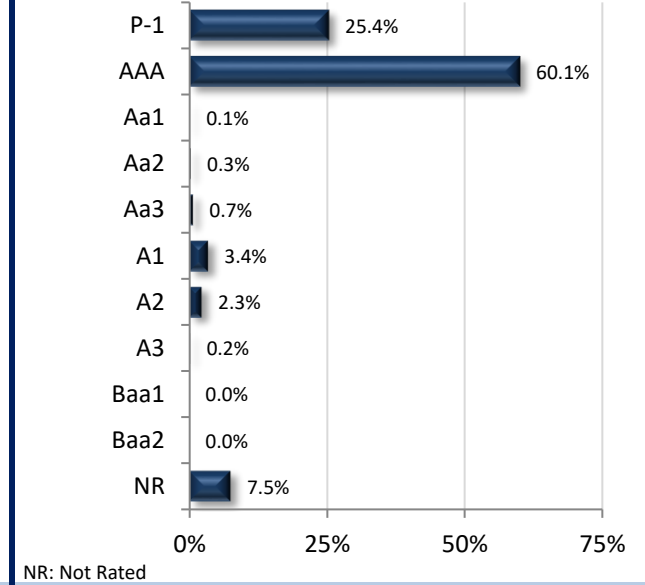
**SECTOR ALLOCATION**



**MATURITY DISTRIBUTION**



**CREDIT QUALITY (MOODY'S)**



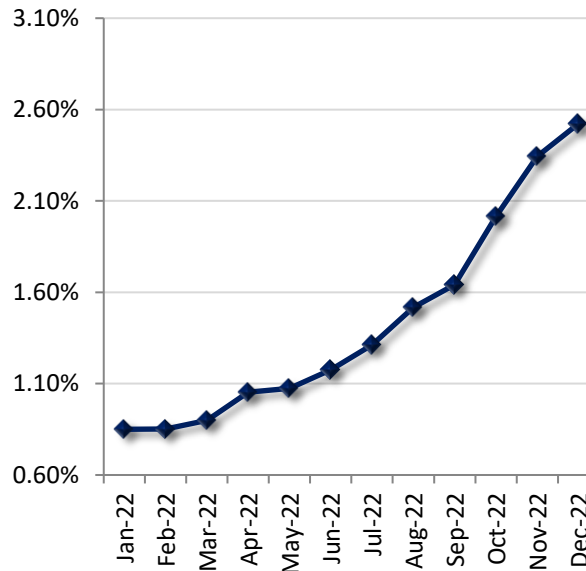
**ACCOUNT SUMMARY**

	12/31/22	11/30/22
<b>Market Value</b>	\$9,103,377,844	\$8,411,582,909
<b>Book Value*</b>	\$9,380,624,270	\$8,698,292,091
<b>Unrealized G/L</b>	-\$277,246,426	-\$286,709,182
<b>Par Value</b>	\$9,413,401,606	\$8,726,452,407
<b>Net Asset Value</b>	\$97.044	\$96.704
<b>Book Yield</b>	2.52%	2.34%
<b>Years to Maturity</b>	1.28	1.39
<b>Effective Duration</b>	1.08	1.26

\*Book Value is not Amortized

\*\*Note: 50mm maturity on 8/31 was credited the following business day and will show on our September 2019 reports.

**PORTFOLIO BOOK YIELD HISTORY**



**TOP ISSUERS**

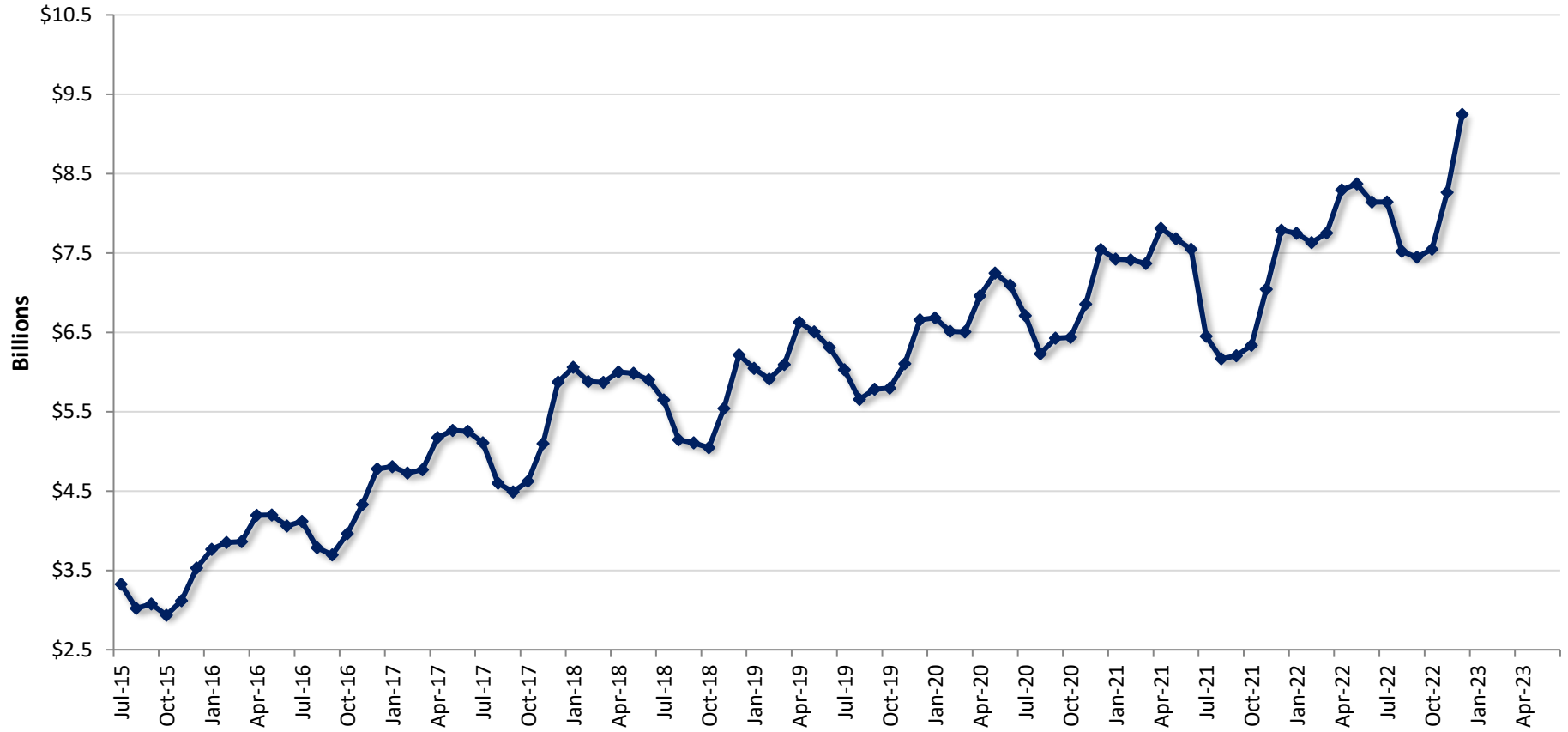
Issuer	% Portfolio
Federal Home Loan Bank	20.2%
U.S. Treasury	12.9%
Federal Home Loan Mtg Corp	8.5%
Federal National Mtg Assn	6.4%
Federal Home Loan Bk Disc Note	5.8%
Toronto Dominion Bank	5.1%
Farmer Mac	4.5%
Bank of Montreal	3.2%
Natixis North America	3.2%
Treasury Bill	3.2%
Western Asset Govt 4512	2.7%
Federal Farm Credit Bank	2.5%
JP Morgan Sec	2.1%
Federated Fund 117	2.1%
International Bank Recon & D	1.4%

Per Book Value

Item / Sector	Parameters	In Compliance
Weighted Average Maturity	Maximum WAM of 3.0 years	Yes 1.28 yrs
U.S. Treasury and Federal Agency Obligations	No sector limit; no issuer limit; max maturity 5 years	Yes 64.9%
Debt Issued by State of CA and Local Agencies within the State	20% limit; 5% issuer limit; Minimum rating of A by at least one NRSRO; max maturity 5 years	Yes 0.4%
LAIF	Maximum amount permitted by LAIF (currently \$75 million limit)	Yes \$72 Mil
Joint Powers Authority (CAMP)	Max Limit: Twice the limit of LAIF deposits (currently \$150 million limit)	Yes \$20 Mil
Joint Powers Authority (CalTrust)	Max Limit: Twice the limit of LAIF deposits (currently \$150 million limit)	Yes \$40 Mil
Money Market Mutual Funds	20% limit; 10% per fund limit; SEC registered with stable NAV; Rated AAAM or equivalent by at least two of the three rating agencies or meet advisor requirements	Yes 5.1%
Commercial Paper (Includes Asset Backed)	25% sector limit; 10% combined issuer limit; Max maturity of 270 days; Rated A-1, P-1, or F-1; Total assets over \$500mm; Asset Backed CP Must have program-wide credit enhancements	Yes 1.0%
Negotiable CDs	30% limit; 10% combined issuer limit; Minimum rating of A by rating agency if issued by domestic bank; Minimum rating of AA if a U.S. branch of a foreign bank; Max maturity of 1 year	Yes 13.3%
Collateralized/FDIC - Insured Time Deposits	Time deposits with banks and savings and loans associations located with the State, collateralized according to Government code	Yes 2.1%
Collateralized Money Market Bank Accounts	Deposit funds in interest-bearing active collateralized money market bank accounts	Yes 0.6%
Medium-Term Notes	30% limit; 10% combined issuer limit, Max maturity 5 years; Minimum rating of A or better by two NRSRO's	Yes 7.4%
Asset-Backed Securities	20% limit; 5% issuer limit; Max maturity of 5 years; Minimum rating of AA or better by rating agency	Yes 0.1%
Repurchase Agreement	20% limit; Max maturity of 180 days; Must have 102% collateral; Collateral of agency and treasuries with final maturity not to exceed 5 years	Yes 0.0%
Supranationals	30% limit; 15% issuer limit; Only IBRD, IFC, IADB; Max Maturity 5 years; Minimum rating of AA by a rating agency; max maturity of 5 years	Yes 2.4%
Floaters, Structured Notes, Derivatives	15% limit for treasuries, agencies, and munis	Yes 0.0%

**Historical Book Values  
12/31/2022**

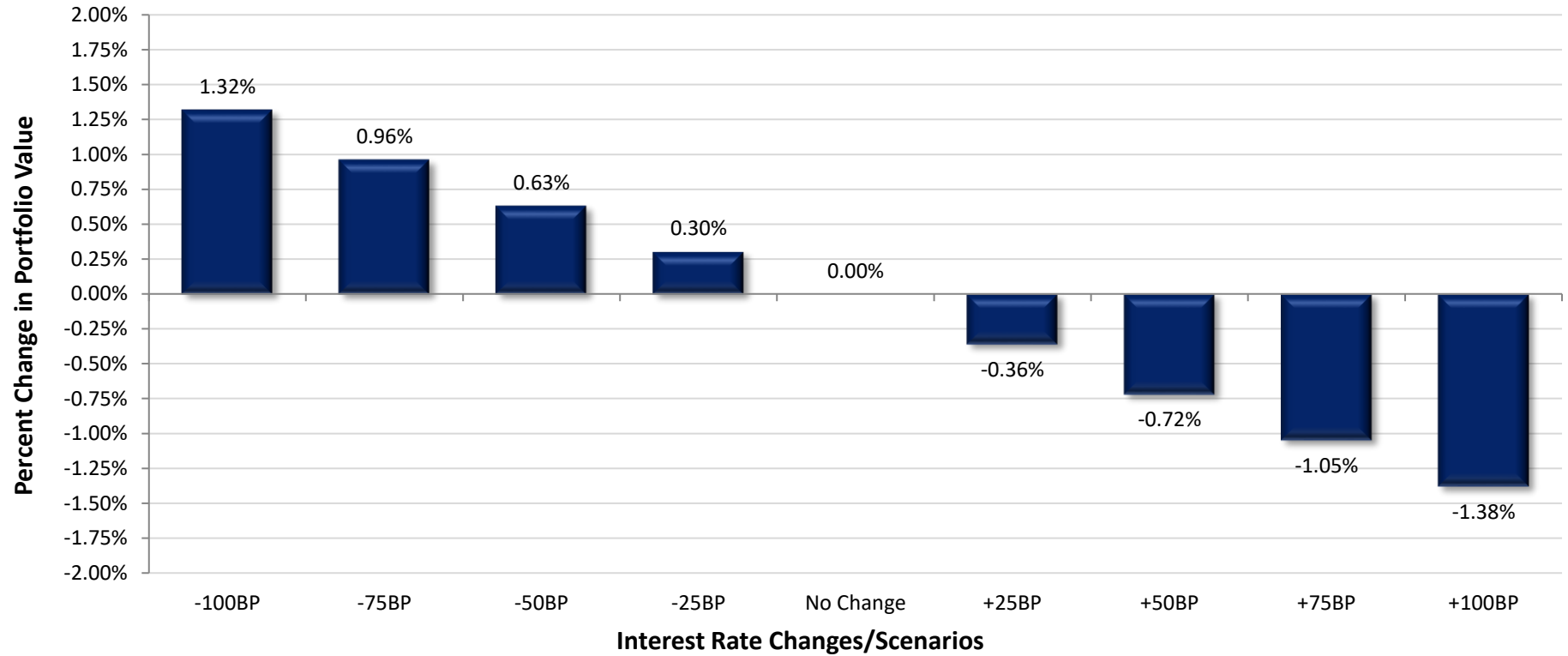
County of Alameda



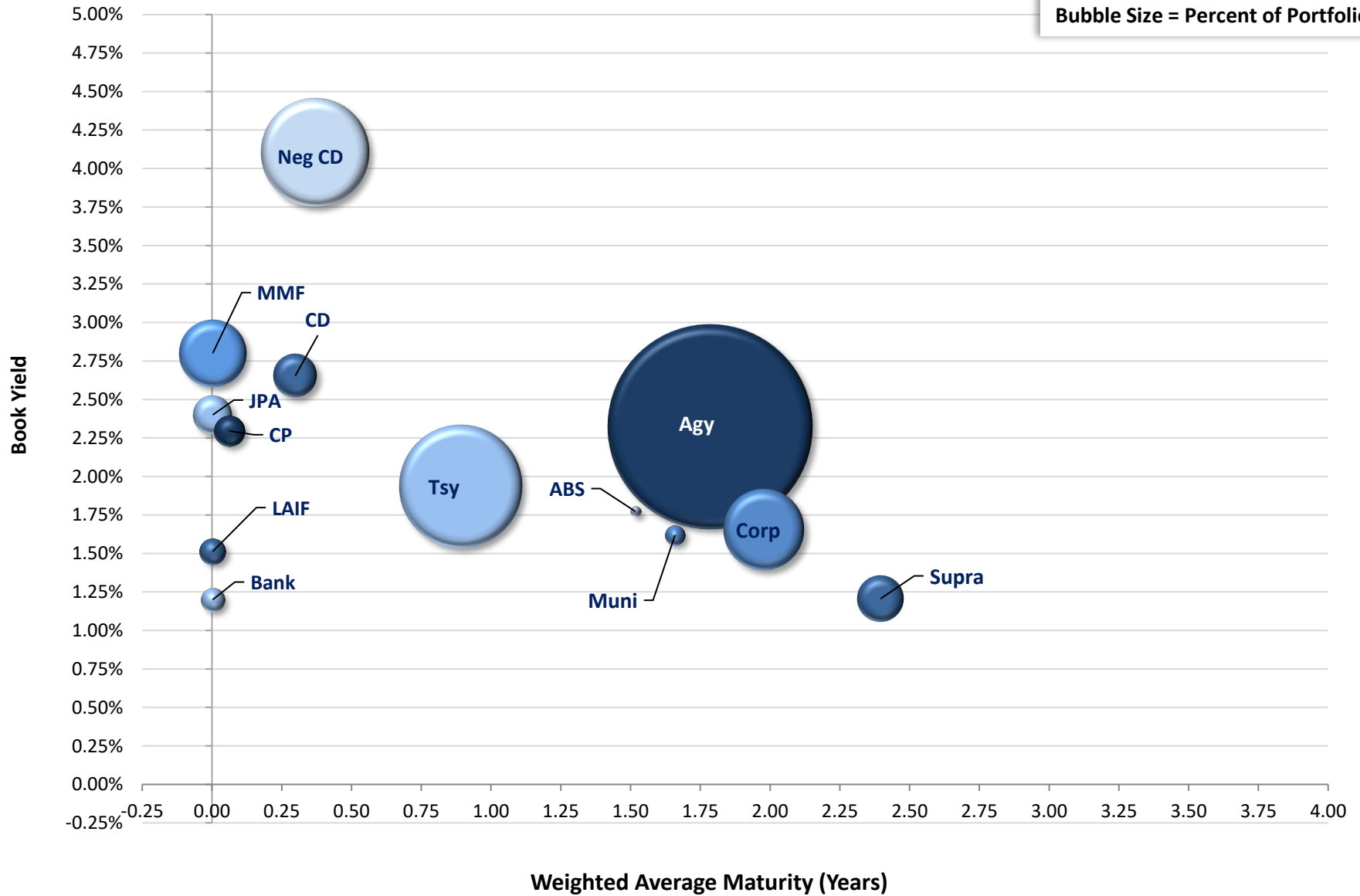
	Jul	Aug	Sep	Oct	Nov	Dec	Jan	Feb	Mar	Apr	May	Jun
<b>Fiscal Year 2016</b>	\$3.325	\$3.023	\$3.078	\$2.936	\$3.117	\$3.530	\$3.747	\$3.852	\$3.862	\$4.195	\$4.199	\$4.060
<b>Fiscal Year 2017</b>	\$4.120	\$3.786	\$3.698	\$3.962	\$4.328	\$4.781	\$4.807	\$4.726	\$4.767	\$5.174	\$5.263	\$5.253
<b>Fiscal Year 2018</b>	\$5.107	\$4.600	\$4.490	\$4.625	\$5.096	\$5.818	\$6.011	\$5.881	\$5.868	\$6.002	\$5.984	\$5.901
<b>Fiscal Year 2019</b>	\$5.648	\$5.146	\$5.108	\$5.047	\$5.540	\$6.217	\$6.047	\$5.912	\$6.093	\$6.626	\$6.507	\$6.311
<b>Fiscal Year 2020</b>	\$6.029	\$5.655	\$5.782	\$5.797	\$6.103	\$6.658	\$6.682	\$6.513	\$6.507	\$6.958	\$7.246	\$7.096
<b>Fiscal Year 2021</b>	\$6.711	\$6.231	\$6.426	\$6.439	\$6.857	\$7.543	\$7.422	\$7.412	\$7.369	\$7.811	\$7.680	\$7.546
<b>Fiscal Year 2022</b>	\$6.449	\$6.168	\$6.204	\$6.335	\$7.041	\$7.786	\$7.749	\$7.630	\$7.753	\$8.296	\$8.370	\$8.141
<b>Fiscal Year 2023</b>	\$8.142	\$7.519	\$7.446	\$7.549	\$8.265	\$9.247						

Figures in Billions, Average Daily Balance

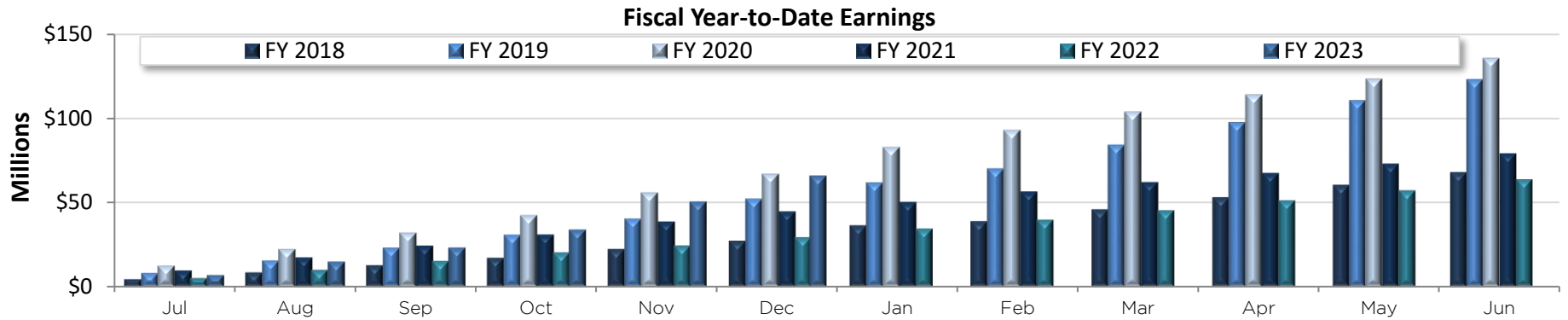
Instantaneous Interest Rate Changes and Approximate Change in Portfolio's Market Value



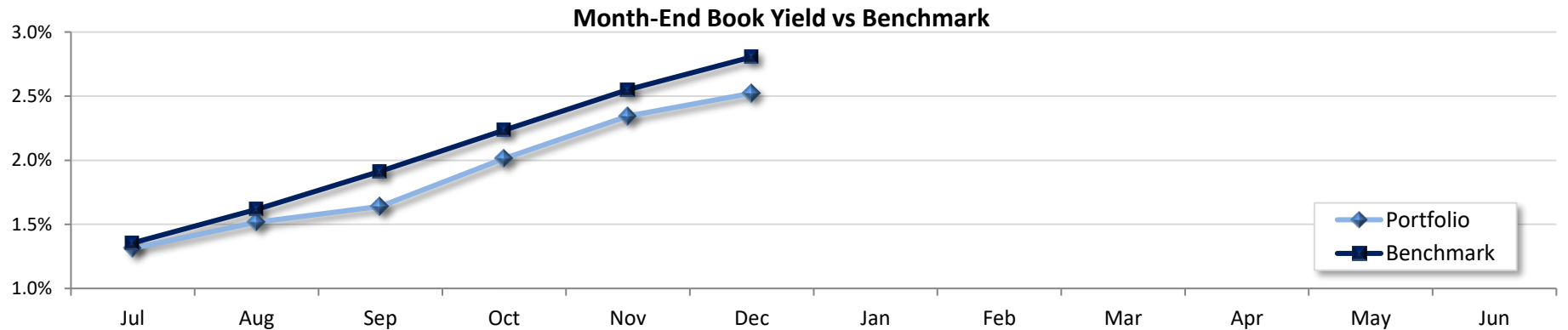
Int. Rate Change	Portfolio Value	Value Change	Percent Change
-100 Basis Points	\$9,223,542,432	\$120,164,588	1.32%
-75 Basis Points	\$9,191,097,993	\$87,720,149	0.96%
-50 Basis Points	\$9,161,056,846	\$57,679,002	0.63%
-25 Basis Points	\$9,131,015,699	\$27,637,855	0.30%
No Change	\$9,103,377,844	\$0	0.00%
+25 Basis Points	\$9,070,714,924	-\$32,662,920	-0.36%
+50 Basis Points	\$9,038,052,005	-\$65,325,839	-0.72%
+75 Basis Points	\$9,007,901,617	-\$95,476,227	-1.05%
+100 Basis Points	\$8,977,751,230	-\$125,626,614	-1.38%



\*Note: Excludes Cash Balance



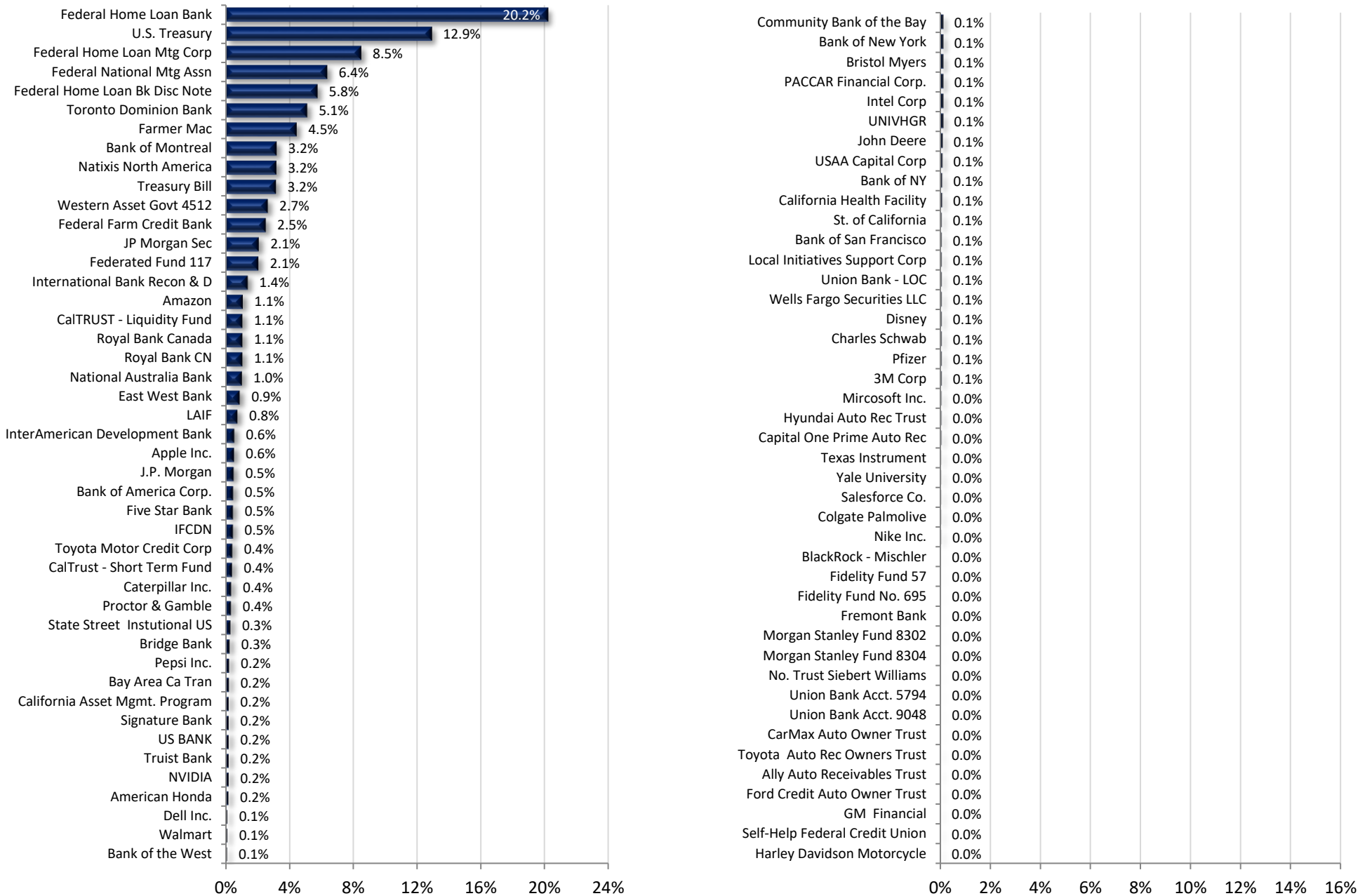
Fiscal YTD (\$Mil)	Jul	Aug	Sep	Oct	Nov	Dec	Jan	Feb	Mar	Apr	May	Jun
FY 2018	\$4.6	\$8.7	\$12.8	\$17.3	\$22.4	\$27.3	\$36.5	\$38.8	\$45.9	\$53.0	\$60.3	\$67.8
FY 2019	\$8.4	\$15.8	\$23.5	\$31.1	\$40.7	\$52.6	\$62.1	\$70.3	\$84.4	\$97.7	\$110.6	\$123.0
FY 2020	\$12.7	\$22.7	\$32.4	\$42.8	\$56.2	\$67.5	\$83.2	\$93.3	\$104.2	\$114.2	\$123.6	\$135.9
FY 2021	\$9.9	\$17.5	\$24.4	\$31.0	\$38.5	\$44.5	\$50.1	\$56.3	\$61.7	\$67.1	\$72.6	\$78.7
FY 2022	\$5.3	\$10.2	\$15.4	\$20.3	\$24.5	\$29.3	\$34.3	\$39.5	\$45.0	\$50.9	\$56.8	\$63.4
FY 2023	\$7.1	\$14.9	\$23.2	\$33.8	\$50.4	\$65.6						



	Jul	Aug	Sep	Oct	Nov	Dec	Jan	Feb	Mar	Apr	May	Jun
Month-End Book Yield	1.31%	1.52%	1.64%	2.01%	2.34%	2.52%						
Benchmark	1.36%	1.62%	1.91%	2.24%	2.55%	2.81%						
Variance	-0.04%	-0.10%	-0.27%	-0.22%	-0.21%	-0.28%						

Benchmark: ICE BofAML Indices 30MMA 10% 1-5yr Tsy, 35% 1-5yr Agy, 5% 1-5yr A-AAA Ex Yankee Corp, and 6MMA 10% 0-1yr Tsy, 20% 0-1yr Agy, 20% 0-1yr A-AAA Corp





**Alameda County Investment Pool  
Portfolio Management  
Portfolio Summary  
December 31, 2022**

Investments	Par Value	Market Value	Book Value	% of Portfolio	Days to Maturity	YTM 365 Equiv.
Non-Negotiable CDs	201,230,000.00	201,230,000.00	201,230,000.00	2.15	109	2.653
Local Agency Investment Funds	72,000,000.00	72,000,000.00	72,000,000.00	0.77	1	1.350
Joint Powers Authority	160,000,000.00	160,000,000.00	160,000,000.00	1.71	1	4.013
Money Market Mutual Funds	480,000,000.00	480,000,000.00	480,000,000.00	5.12	1	3.955
Money Market Bank Accounts	57,000,000.00	57,000,000.00	57,000,000.00	0.61	1	2.054
Negotiable CDs	1,250,000,000.00	1,247,208,500.00	1,248,314,750.00	13.31	135	4.104
Corporate Notes	699,108,000.00	658,733,227.52	697,375,797.21	7.43	722	1.654
Washington Supranational Obligation	230,000,000.00	213,390,070.00	229,524,789.00	2.45	875	1.206
Commercial Paper Disc. -Amortizing	100,000,000.00	99,742,500.00	98,331,666.67	1.05	23	2.296
Agency Bullets (Aaa/AA+)	1,292,050,000.00	1,246,568,235.00	1,289,899,444.82	13.75	462	1.732
Federal Agency Disc. -Amortizing	550,000,000.00	544,336,000.00	542,110,150.53	5.78	86	4.388
Treasury Notes and Bonds	1,325,000,000.00	1,272,673,500.00	1,311,312,884.33	13.98	396	1.456
Treasury Discounts -Amortizing	300,000,000.00	299,540,500.00	297,904,333.32	3.18	15	4.035
Agency Callables (Aaa/AA+)	2,645,590,000.00	2,501,256,738.30	2,643,517,719.93	28.18	861	2.189
Asset Backed Securities	10,628,605.88	10,563,797.73	10,596,958.20	0.11	554	1.772
Municipal Bonds	40,795,000.00	39,134,775.55	41,505,775.80	0.44	606	1.619
	<b>9,413,401,605.88</b>	<b>9,103,377,844.10</b>	<b>9,380,624,269.81</b>	<b>100.00%</b>	<b>466</b>	<b>2.523</b>
<b>Investments</b>						

Total Earnings	December 31 Month Ending	Fiscal Year To Date
Current Year	15,254,839.92	65,612,003.09
<b>Average Daily Balance</b>	<b>9,247,337,597.79</b>	<b>8,030,056,415.90</b>
<b>Effective Rate of Return</b>	<b>1.94%</b>	<b>1.62%</b>

Henry C. Levy, Treasurer - Tax Collector

Reporting period 12/01/2022-12/31/2022

Run Date: 01/24/2023 - 15:45

Portfolio POOL  
RC  
PM (PRF\_PM1) 7.3.0  
Report Ver. 7.3.6.1

**Alameda County Investment Pool  
Portfolio Management  
Portfolio Details - Investments  
December 31, 2022**

CUSIP	Investment #	Issuer	Average Balance	Purchase Date	Par Value	Market Value	Book Value	Stated Rate	YTM 365	Days to Maturity	Maturity Date
<b>Non-Negotiable CDs</b>											
SYS12797	12797	Bank of San Francisco		08/04/2022	5,000,000.00	5,000,000.00	5,000,000.00	3.030	3.072	215	08/04/2023
SYS12818	12818	Bridge Bank		10/04/2022	25,000,000.00	25,000,000.00	25,000,000.00	4.000	4.056	275	10/03/2023
SYS12817	12817	Community Bank of the Bay		09/08/2022	10,000,000.00	10,000,000.00	10,000,000.00	4.000	4.056	250	09/08/2023
SYS12640	12640	East West Bank		02/10/2022	40,000,000.00	40,000,000.00	40,000,000.00	0.990	1.004	40	02/10/2023
SYS12767	12767	East West Bank		06/30/2022	25,000,000.00	25,000,000.00	25,000,000.00	3.000	3.042	180	06/30/2023
SYS12798	12798	East West Bank		07/25/2022	20,000,000.00	20,000,000.00	20,000,000.00	2.900	2.940	22	01/23/2023
SYS12836	12836	Fremont Bank		10/31/2022	1,000,000.00	1,000,000.00	1,000,000.00	0.150	0.152	120	05/01/2023
63873QTM6	12802	Natixis North America		04/27/2022	50,000,000.00	50,000,000.00	50,000,000.00	2.380	2.413	45	02/15/2023
SYS12660	12660	Self-Help Federal Credit Union		03/14/2022	230,000.00	230,000.00	230,000.00	1.000	1.014	71	03/13/2023
SYS12821	12821	Signature Bank		10/12/2022	20,000,000.00	20,000,000.00	20,000,000.00	3.850	3.903	95	04/06/2023
SYS12742	12742	Union Bank - LOC		05/10/2022	5,000,000.00	5,000,000.00	5,000,000.00	0.500	0.507	129	05/10/2023
<b>Subtotal and Average</b>			<b>201,230,000.00</b>		<b>201,230,000.00</b>	<b>201,230,000.00</b>	<b>201,230,000.00</b>		<b>2.653</b>	<b>109</b>	
<b>Local Agency Investment Funds</b>											
SYS10285	10285	LAIF		07/01/2018	72,000,000.00	72,000,000.00	72,000,000.00	1.350	1.350	1	
<b>Subtotal and Average</b>			<b>72,000,000.00</b>		<b>72,000,000.00</b>	<b>72,000,000.00</b>	<b>72,000,000.00</b>		<b>1.350</b>	<b>1</b>	
<b>Joint Powers Authority</b>											
SYS10470	10470	California Asset Mgmt. Program		07/01/2018	20,000,000.00	20,000,000.00	20,000,000.00	4.500	4.500	1	
SYS12895	12895	CalTRUST - Liquidity Fund		12/09/2022	100,000,000.00	100,000,000.00	100,000,000.00	4.240	4.240	1	
SYS10472	10472	CalTrust - Short Term Fund		07/01/2018	40,000,000.00	40,000,000.00	40,000,000.00	3.200	3.200	1	
<b>Subtotal and Average</b>			<b>134,193,548.39</b>		<b>160,000,000.00</b>	<b>160,000,000.00</b>	<b>160,000,000.00</b>		<b>4.013</b>	<b>1</b>	
<b>Money Market Mutual Funds</b>											
09250C721	12656	BlackRock - Mischler		03/03/2022	1,000,000.00	1,000,000.00	1,000,000.00	3.680	3.680	1	
608919718	11093	Federated Fund 117		07/01/2018	194,000,000.00	194,000,000.00	194,000,000.00	3.930	3.930	1	
316175504	10274	Fidelity Fund No. 695		07/01/2018	1,000,000.00	1,000,000.00	1,000,000.00	4.140	4.140	1	
316175108	11090	Fidelity Fund 57		07/01/2018	1,000,000.00	1,000,000.00	1,000,000.00	4.080	4.080	1	
61747C707	10280	Morgan Stanley Fund 8302		07/01/2018	1,000,000.00	1,000,000.00	1,000,000.00	4.130	4.130	1	
61747C582	11089	Morgan Stanley Fund 8304		07/01/2018	1,000,000.00	1,000,000.00	1,000,000.00	4.090	4.090	1	
665279840	12588	No. Trust Siebert Williams		12/06/2021	1,000,000.00	1,000,000.00	1,000,000.00	3.410	3.410	1	
SYS12009	12009	State Street Institutional US		02/11/2020	30,000,000.00	30,000,000.00	30,000,000.00	3.910	3.910	1	
52470G791	10318	Western Asset Govt 4512		07/01/2018	250,000,000.00	250,000,000.00	250,000,000.00	3.980	3.980	1	
<b>Subtotal and Average</b>			<b>582,387,096.77</b>		<b>480,000,000.00</b>	<b>480,000,000.00</b>	<b>480,000,000.00</b>		<b>3.955</b>	<b>1</b>	

**Alameda County Investment Pool  
Portfolio Management  
Portfolio Details - Investments  
December 31, 2022**

CUSIP	Investment #	Issuer	Average Balance	Purchase Date	Par Value	Market Value	Book Value	Stated Rate	YTM 365	Days to Maturity	Maturity Date
<b>Money Market Bank Accounts</b>											
SYS12169	12169	Five Star Bank		11/12/2019	45,000,000.00	45,000,000.00	45,000,000.00	2.250	2.250	1	
SYS12601	12601	Bank of the West		12/22/2021	10,000,000.00	10,000,000.00	10,000,000.00	1.570	1.570	1	
SYS10286	10286	California Bank & Trust		07/01/2018	0.00	0.00	0.00	1.090	1.090	1	
SYS10290	10290	Union Bank Acct. 5764		07/01/2018	1,000,000.00	1,000,000.00	1,000,000.00	0.050	0.050	1	
SYS10291	10291	Union Bank Acct. 9048		07/01/2018	1,000,000.00	1,000,000.00	1,000,000.00	0.050	0.050	1	
<b>Subtotal and Average</b>			<b>57,000,000.00</b>		<b>57,000,000.00</b>	<b>57,000,000.00</b>	<b>57,000,000.00</b>	<b>2.054</b>	<b>1</b>		
<b>Negotiable CDs</b>											
06367CRK5	12619	Bank of Montreal		01/05/2022	50,000,000.00	49,979,000.00	50,000,000.00	0.580	0.588	2	01/03/2023
06367CSX6	12654	Bank of Montreal		03/02/2022	50,000,000.00	49,915,000.00	50,000,000.00	1.150	1.166	17	01/18/2023
06367CXQ5	12794	Bank of Montreal		08/30/2022	50,000,000.00	49,699,000.00	50,000,000.00	4.120	4.177	206	07/26/2023
06367CZ42	12832	Bank of Montreal		10/28/2022	50,000,000.00	50,070,000.00	50,000,000.00	5.270	5.343	171	06/21/2023
06367CZ83	12833	Bank of Montreal		10/28/2022	50,000,000.00	50,045,500.00	50,000,000.00	5.330	5.404	206	07/26/2023
46640QQ12	12796	JP Morgan Sec		08/31/2022	50,000,000.00	49,645,500.00	49,090,000.00	3.600	3.718	59	03/01/2023
46640QPN5	12823	JP Morgan Sec		10/19/2022	50,000,000.00	49,689,000.00	49,224,750.00	4.430	4.562	52	02/22/2023
63873QTL8	12730	Natixis North America		04/27/2022	50,000,000.00	49,905,500.00	50,000,000.00	2.340	2.373	31	02/01/2023
63873QXD1	12824	Natixis North America		10/19/2022	50,000,000.00	50,005,000.00	50,000,000.00	5.000	5.069	129	05/10/2023
63873QXM1	12831	Natixis North America		10/28/2022	50,000,000.00	50,011,000.00	50,000,000.00	5.270	5.343	177	06/27/2023
63873QXP4	12839	Natixis North America		11/02/2022	50,000,000.00	50,035,500.00	50,000,000.00	4.810	4.877	59	03/01/2023
63873QXR0	12840	Natixis North America		11/03/2022	50,000,000.00	50,071,000.00	50,000,000.00	5.560	5.637	206	07/26/2023
78012U7G4	12752	Royal Bank Canada		06/27/2022	50,000,000.00	49,758,500.00	50,000,000.00	3.550	3.599	129	05/10/2023
78015JHA8	12812	Royal Bank Canada		09/29/2022	50,000,000.00	49,853,000.00	50,000,000.00	4.730	4.796	206	07/26/2023
78012U5J0	12725	Royal Bank CN		04/26/2022	50,000,000.00	49,909,500.00	50,000,000.00	2.280	2.312	29	01/30/2023
78015JCS4	12795	Royal Bank CN		08/31/2022	50,000,000.00	49,684,000.00	50,000,000.00	4.150	4.208	207	07/27/2023
89114WVT9	12726	Toronto Dominion Bank		04/26/2022	50,000,000.00	49,909,500.00	50,000,000.00	2.290	2.322	29	01/30/2023
89114WZP3	12750	Toronto Dominion Bank		06/27/2022	50,000,000.00	49,716,000.00	50,000,000.00	3.560	3.609	143	05/24/2023
89114WZT5	12751	Toronto Dominion Bank		06/27/2022	50,000,000.00	49,757,000.00	50,000,000.00	3.550	3.599	129	05/10/2023
89115BNS5	12793	Toronto Dominion Bank		08/30/2022	50,000,000.00	49,688,500.00	50,000,000.00	4.110	4.167	206	07/26/2023
89115BXN5	12809	Toronto Dominion Bank		09/29/2022	100,000,000.00	99,742,000.00	100,000,000.00	4.750	4.816	206	07/26/2023
89115BA75	12830	Toronto Dominion Bank		10/28/2022	50,000,000.00	50,036,000.00	50,000,000.00	5.270	5.343	177	06/27/2023
89115BAB6	12834	Toronto Dominion Bank		10/28/2022	50,000,000.00	50,040,500.00	50,000,000.00	5.340	5.414	206	07/26/2023
89115BHP8	12861	Toronto Dominion Bank		11/29/2022	50,000,000.00	50,043,000.00	50,000,000.00	5.280	5.353	179	06/29/2023
<b>Subtotal and Average</b>			<b>1,248,314,750.00</b>		<b>1,250,000,000.00</b>	<b>1,247,208,500.00</b>	<b>1,248,314,750.00</b>	<b>4.104</b>	<b>135</b>		

**Alameda County Investment Pool  
Portfolio Management  
Portfolio Details - Investments  
December 31, 2022**

CUSIP	Investment #	Issuer	Average Balance	Purchase Date	Par Value	Market Value	Book Value	Stated Rate	YTM 365	Days to Maturity	Maturity Date
<b>Corporate Notes</b>											
037833DM9	11851	Apple Inc.		09/11/2019	3,000,000.00	2,855,760.00	2,993,160.00	1.800	1.848	619	09/11/2024
037833DM9	11943	Apple Inc.		12/12/2019	9,000,000.00	8,567,280.00	8,918,370.00	1.800	2.001	619	09/11/2024
037833DT4	12133	Apple Inc.		05/11/2020	5,000,000.00	4,603,250.00	4,991,050.00	1.125	1.162	861	05/11/2025
037833DV9	12134	Apple Inc.		05/11/2020	5,000,000.00	4,927,950.00	4,986,400.00	0.750	0.842	130	05/11/2023
037833DX5	12200	Apple Inc.		08/20/2020	5,000,000.00	4,509,700.00	4,988,200.00	0.550	0.598	962	08/20/2025
037833DX5	12201	Apple Inc.		08/20/2020	5,000,000.00	4,509,700.00	4,988,200.00	0.550	0.598	962	08/20/2025
037833EB2	12387	Apple Inc.		02/08/2021	20,000,000.00	17,751,600.00	19,955,000.00	0.746	0.792	1,134	02/08/2026
023135BQ8	12162	Amazon		06/10/2020	5,000,000.00	4,565,800.00	4,995,350.00	0.800	0.819	884	06/03/2025
023135BQ8	12163	Amazon		06/10/2020	5,000,000.00	4,565,800.00	4,993,750.00	0.800	0.826	884	06/03/2025
023135BQ8	12166	Amazon		06/11/2020	10,000,000.00	9,131,600.00	9,990,700.00	0.800	0.819	884	06/03/2025
023135BV7	12442	Amazon		05/12/2021	10,000,000.00	9,842,500.00	9,998,600.00	0.250	0.257	131	05/12/2023
023135BX3	12443	Amazon		05/12/2021	10,000,000.00	8,856,800.00	9,956,800.00	1.000	1.089	1,227	05/12/2026
023135BW5	12444	Amazon		05/12/2021	3,000,000.00	2,825,700.00	2,995,620.00	0.450	0.499	497	05/12/2024
023135CF1	12686	Amazon		04/13/2022	7,000,000.00	6,643,000.00	6,985,580.00	3.300	3.345	1,563	04/13/2027
023135CD6	12687	Amazon		04/13/2022	10,000,000.00	9,742,600.00	10,000,000.00	2.730	2.730	468	04/13/2024
023135CE4	12688	Amazon		04/13/2022	13,000,000.00	12,544,350.00	12,979,330.00	3.000	3.050	833	04/13/2025
023135CN4	12883	Amazon		12/01/2022	15,000,000.00	14,963,100.00	14,999,100.00	4.600	4.602	1,065	12/01/2025
023135CM6	12884	Amazon		12/01/2022	15,000,000.00	15,010,500.00	14,989,950.00	4.700	4.736	698	11/29/2024
06051GJG5	12241	Bank of America Corp.		09/25/2020	8,000,000.00	7,363,040.00	8,000,000.00	0.981	0.981	998	09/25/2025
06051GJG5	12242	Bank of America Corp.		09/25/2020	3,000,000.00	2,761,140.00	3,000,000.00	0.981	0.981	998	09/25/2025
06048WM31	12453	Bank of America Corp.		05/28/2021	10,000,000.00	8,605,900.00	10,000,000.00	1.250	1.250	1,243	05/28/2026
06048WM64	12482	Bank of America Corp.		07/07/2021	10,000,000.00	8,227,800.00	9,975,000.00	1.200	1.252	1,271	06/25/2026
06048WP46	12517	Bank of America Corp.		09/27/2021	10,000,000.00	9,019,200.00	10,000,000.00	0.750	0.750	816	03/27/2025
06048WN63	12530	Bank of America Corp.		10/08/2021	4,898,000.00	3,981,584.20	4,844,122.00	1.150	1.382	1,348	09/10/2026
06406RBC0	12699	Bank of New York		04/26/2022	10,000,000.00	9,680,600.00	9,998,600.00	3.350	3.355	845	04/25/2025
06406RAL1	12153	Bank of NY		06/01/2020	6,540,000.00	6,234,909.00	6,848,426.40	2.100	1.001	662	10/24/2024
06368EA36	12336	Bank of Montreal		12/08/2020	10,000,000.00	9,577,100.00	9,993,500.00	0.450	0.472	341	12/08/2023
06368FAA7	12508	Bank of Montreal		09/15/2021	5,000,000.00	4,841,150.00	4,995,800.00	0.400	0.442	257	09/15/2023
06368FAC3	12509	Bank of Montreal		09/15/2021	6,000,000.00	5,242,620.00	5,989,860.00	1.250	1.285	1,353	09/15/2026
06368FAE9	12625	Bank of Montreal		01/10/2022	10,000,000.00	9,327,500.00	9,994,700.00	1.500	1.518	740	01/10/2025
06368FAG4	12657	Bank of Montreal		03/08/2022	15,000,000.00	14,511,900.00	14,989,500.00	2.150	2.186	432	03/08/2024
06368D3S1	12746	Bank of Montreal		06/07/2022	6,000,000.00	5,822,160.00	5,998,620.00	3.700	3.708	888	06/07/2025
110122DN5	12302	Bristol Myers		11/13/2020	5,000,000.00	4,492,900.00	4,991,900.00	0.750	0.783	1,047	11/13/2025
110122DT2	12303	Bristol Myers		11/13/2020	5,000,000.00	4,817,000.00	5,000,000.00	0.537	0.537	316	11/13/2023
14913R2F3	12222	Caterpillar Inc.		09/14/2020	10,000,000.00	9,694,700.00	9,993,200.00	0.450	0.473	256	09/14/2023
14913R2J5	12410	Caterpillar Inc.		03/01/2021	10,000,000.00	9,933,000.00	9,991,400.00	0.250	0.293	59	03/01/2023

Portfolio POOL  
RC  
PM (PRF\_PM2) 7.3.0

**Alameda County Investment Pool  
Portfolio Management  
Portfolio Details - Investments  
December 31, 2022**

CUSIP	Investment #	Issuer	Average Balance	Purchase Date	Par Value	Market Value	Book Value	Stated Rate	YTM 365	Days to Maturity	Maturity Date
<b>Corporate Notes</b>											
14913R2U0	12620	Caterpillar Inc.		01/10/2022	5,000,000.00	4,480,200.00	4,997,600.00	1.700	1.710	1,468	01/08/2027
14913R2S5	12621	Caterpillar Inc.		01/10/2022	10,000,000.00	9,646,700.00	9,998,400.00	0.950	0.958	374	01/10/2024
194162AM5	12777	Colgate Palmolive		08/09/2022	3,000,000.00	2,902,110.00	2,997,240.00	3.100	3.114	957	08/15/2025
24422EVH9	12157	John Deere		06/04/2020	3,000,000.00	2,938,530.00	2,997,540.00	0.700	0.727	185	07/05/2023
24422EVJ5	12259	John Deere		10/09/2020	2,000,000.00	1,932,140.00	1,997,680.00	0.400	0.439	282	10/10/2023
24422EVX4	12622	John Deere		01/10/2022	3,000,000.00	2,888,550.00	2,999,520.00	0.900	0.908	374	01/10/2024
24422EWA3	12623	Dell Inc.		01/10/2022	5,000,000.00	4,458,500.00	4,997,150.00	1.700	1.712	1,471	01/11/2027
24422EYV2	12624	Dell Inc.		01/10/2022	7,000,000.00	6,547,310.00	6,996,710.00	1.250	1.266	740	01/10/2025
254687FN1	12066	Disney		03/23/2020	5,000,000.00	4,842,950.00	4,997,254.44	3.350	3.360	813	03/24/2025
31422XXA5	12690	Farmer Mac		04/08/2022	20,000,000.00	19,381,200.00	20,000,000.00	2.570	2.571	544	06/28/2024
02665WDH1	12029	American Honda		03/12/2020	3,000,000.00	2,964,990.00	3,006,595.78	1.950	1.498	129	05/10/2023
02665WDH1	12030	American Honda		03/12/2020	5,500,000.00	5,435,815.00	5,512,309.75	1.950	1.490	129	05/10/2023
02665WDX6	12448	American Honda		05/20/2021	10,000,000.00	9,869,000.00	9,999,800.00	0.350	0.351	109	04/20/2023
458140BP4	12069	Intel Corp		03/25/2020	10,000,000.00	9,748,700.00	9,984,500.00	3.400	3.434	814	03/25/2025
46647PBS4	12226	J.P. Morgan		09/16/2020	4,000,000.00	3,857,400.00	4,000,000.00	0.653	0.653	624	09/16/2024
46647PBY1	12396	J.P. Morgan		02/16/2021	5,000,000.00	4,715,400.00	5,000,000.00	0.563	0.563	777	02/16/2025
46647PBZ8	12417	J.P. Morgan		03/16/2021	10,000,000.00	9,894,800.00	10,000,000.00	0.697	0.697	440	03/16/2024
48128G3N8	12454	J.P. Morgan		05/28/2021	5,000,000.00	4,315,400.00	5,000,000.00	1.200	1.200	1,243	05/28/2026
46647PCH7	12455	J.P. Morgan		06/01/2021	5,000,000.00	4,660,750.00	5,000,000.00	0.824	0.824	882	06/01/2025
48128G3V0	12459	J.P. Morgan		06/11/2021	10,000,000.00	8,544,200.00	10,000,000.00	1.150	1.150	1,257	06/11/2026
48128G4R8	12486	J.P. Morgan		08/17/2021	10,000,000.00	8,452,900.00	9,990,000.00	1.150	1.171	1,324	08/17/2026
53961LAH2	12402	Local Initiatives Support Corp		02/25/2021	5,000,000.00	4,722,300.00	5,000,000.00	0.500	0.500	410	02/15/2024
88579YBL4	12078	3M Corp		03/30/2020	4,761,000.00	4,743,669.96	4,727,530.17	1.750	2.003	44	02/14/2023
594918BQ6	11783	Mircosoft Inc.		06/27/2019	4,157,000.00	4,091,153.12	4,160,450.31	2.000	1.979	219	08/08/2023
654106AH6	12074	Nike Inc.		03/27/2020	3,000,000.00	2,865,420.00	2,995,920.00	2.400	2.429	816	03/27/2025
67066GAL8	12679	NVIDIA		04/22/2022	20,000,000.00	18,870,800.00	19,115,528.89	0.584	2.824	530	06/14/2024
69371RC66	12006	PACCAR Financial Corp.		02/06/2020	10,000,000.00	9,409,500.00	9,991,900.00	1.800	1.817	767	02/06/2025
713448EQ7	12045	Pepsi Inc.		03/19/2020	2,500,000.00	2,379,650.00	2,498,236.67	2.250	2.265	808	03/19/2025
713448EQ7	12047	Pepsi Inc.		03/19/2020	5,000,000.00	4,759,300.00	4,996,450.00	2.250	2.265	808	03/19/2025
713448EQ7	12051	Pepsi Inc.		03/20/2020	5,000,000.00	4,759,300.00	4,991,650.00	2.250	2.286	808	03/19/2025
713448FB9	12257	Pepsi Inc.		10/07/2020	10,000,000.00	9,660,500.00	9,994,300.00	0.400	0.120	279	10/07/2023
717081EX7	12151	Pfizer		05/28/2020	5,000,000.00	4,578,900.00	4,968,800.00	0.800	0.928	878	05/28/2025
742718FL8	12280	Proctor & Gamble		10/29/2020	5,000,000.00	4,484,350.00	4,991,900.00	0.550	0.583	1,032	10/29/2025
742718FL8	12633	Proctor & Gamble		01/31/2022	8,752,000.00	7,849,406.24	8,392,292.80	0.550	1.687	1,032	10/29/2025
742718FV6	12637	Proctor & Gamble		02/01/2022	20,000,000.00	18,178,400.00	19,971,600.00	1.900	1.930	1,492	02/01/2027
808513BR5	12445	Charles Schwab		05/13/2021	4,000,000.00	3,554,200.00	3,990,720.00	1.150	1.198	1,228	05/13/2026

Portfolio POOL  
RC  
PM (PRF\_PM2) 7.3.0

**Alameda County Investment Pool  
Portfolio Management  
Portfolio Details - Investments  
December 31, 2022**

CUSIP	Investment #	Issuer	Average Balance	Purchase Date	Par Value	Market Value	Book Value	Stated Rate	YTM 365	Days to Maturity	Maturity Date
<b>Corporate Notes</b>											
808513BY0	12655	Charles Schwab		03/03/2022	1,000,000.00	911,630.00	998,920.00	2.450	2.473	1,522	03/03/2027
79466LAG9	12484	Salesforce Co.		07/12/2021	3,000,000.00	2,814,060.00	2,998,470.00	0.625	0.640	561	07/15/2024
89114QCM8	12364	Toronto Dominion Bank		01/06/2021	12,000,000.00	11,994,600.00	11,989,200.00	0.250	0.295	5	01/06/2023
89114QCP1	12365	Toronto Dominion Bank		01/06/2021	10,000,000.00	8,842,200.00	9,985,300.00	0.750	0.780	1,101	01/06/2026
89114TZK1	12591	Toronto Dominion Bank		12/13/2021	10,000,000.00	9,304,700.00	9,992,700.00	1.250	1.275	712	12/13/2024
89236TGX7	12081	Toyota Motor Credit Corp		04/01/2020	6,000,000.00	5,761,500.00	5,988,960.00	3.000	3.040	821	04/01/2025
89236TGW9	12083	Toyota Motor Credit Corp		04/01/2020	5,000,000.00	4,980,150.00	4,999,450.00	2.900	2.904	88	03/30/2023
89236TJH9	12464	Toyota Motor Credit Corp		06/18/2021	15,000,000.00	14,072,100.00	14,982,150.00	0.500	0.540	534	06/18/2024
89236TJN6	12506	Toyota Motor Credit Corp		09/13/2021	5,000,000.00	4,652,950.00	4,997,650.00	0.625	0.641	621	09/13/2024
89236TKC8	12758	Toyota Motor Credit Corp		06/30/2022	10,000,000.00	9,789,600.00	9,990,500.00	3.950	3.984	911	06/30/2025
89788JAB5	12026	Truist Bank		03/09/2020	10,000,000.00	9,936,700.00	9,993,000.00	1.250	1.274	67	03/09/2023
89788JAA79	12635	Truist Bank		01/31/2022	10,000,000.00	9,277,700.00	9,930,500.00	1.500	1.542	799	03/10/2025
882508BK9	12507	Texas Instrument		09/15/2021	3,000,000.00	2,648,280.00	3,000,000.00	1.125	1.125	1,353	09/15/2026
90327QD71	12449	USAA Capital Corp		05/21/2021	7,000,000.00	6,598,270.00	6,987,540.00	0.500	0.572	486	05/01/2024
90331HPF4	11935	US BANK		12/09/2019	20,000,000.00	19,991,400.00	19,983,200.00	1.950	1.978	8	01/09/2023
95001D6U9	12124	Wells Fargo Securities LLC		04/30/2020	5,000,000.00	4,925,800.00	5,000,000.00	2.150	2.150	119	04/30/2023
931142EK5	11536	Walmart		06/27/2018	2,000,000.00	1,986,660.00	1,999,460.00	3.400	3.406	176	06/26/2023
931142ER0	12512	Walmart		09/17/2021	3,000,000.00	2,656,680.00	2,994,330.00	1.050	1.089	1,355	09/17/2026
931142EW9	12800	Walmart		09/09/2022	7,000,000.00	6,893,530.00	6,995,100.00	3.900	3.925	982	09/09/2025
98459LAA1	12160	Yale University		06/09/2020	3,000,000.00	2,759,130.00	3,000,000.00	0.873	0.873	835	04/15/2025
<b>Subtotal and Average</b>			<b>699,633,681.08</b>		<b>699,108,000.00</b>	<b>658,733,227.52</b>	<b>697,375,797.21</b>		<b>1.654</b>	<b>722</b>	
<b>Washington Supranational Obligation</b>											
45818WCS3	11932	InterAmerican Development Bank		12/03/2019	10,000,000.00	9,444,700.00	9,991,000.00	1.700	1.719	684	11/15/2024
45818WCS3	11950	InterAmerican Development Bank		12/16/2019	25,000,000.00	23,611,750.00	24,891,000.00	1.700	1.793	684	11/15/2024
45818WDA1	12412	InterAmerican Development Bank		03/11/2021	18,000,000.00	16,295,040.00	17,952,714.00	0.800	0.854	1,158	03/04/2026
459058JL8	12277	International Bank Recon & D		10/28/2020	15,000,000.00	13,475,700.00	14,983,050.00	0.500	0.523	1,031	10/28/2025
459058JM6	12312	International Bank Recon & D		11/24/2020	20,000,000.00	19,224,200.00	19,957,000.00	0.250	0.322	327	11/24/2023
459058JM6	12313	International Bank Recon & D		11/24/2020	15,000,000.00	14,418,150.00	14,967,750.00	0.250	0.322	327	11/24/2023
459058JE4	12358	International Bank Recon & D		12/23/2020	10,000,000.00	9,036,800.00	9,984,000.00	0.375	0.410	939	07/28/2025
459058JS3	12390	International Bank Recon & D		02/10/2021	15,000,000.00	13,018,950.00	15,000,000.00	0.650	0.650	1,136	02/10/2026
45905U5Y6	12400	International Bank Recon & D		02/18/2021	9,500,000.00	8,438,280.00	9,492,875.00	0.600	0.615	1,144	02/18/2026
45905U5Y6	12401	International Bank Recon & D		02/18/2021	10,000,000.00	8,882,400.00	10,000,000.00	0.600	0.600	1,144	02/18/2026
45906M2L4	12414	International Bank Recon & D		03/12/2021	15,000,000.00	13,338,450.00	14,857,500.00	0.650	0.846	1,150	02/24/2026
45906M3C3	12669	International Bank Recon & D		03/29/2022	7,500,000.00	7,271,700.00	7,494,150.00	2.250	2.290	452	03/28/2024

**Alameda County Investment Pool  
Portfolio Management  
Portfolio Details - Investments  
December 31, 2022**

CUSIP	Investment #	Issuer	Average Balance	Purchase Date	Par Value	Market Value	Book Value	Stated Rate	YTM 365	Days to Maturity	Maturity Date
<b>Washington Supranational Obligation</b>											
45906M3K5	12815	International Bank Recon & D		09/30/2022	15,000,000.00	14,847,900.00	15,000,000.00	4.500	4.500	1,733	09/30/2027
45950VNP7	11974	IFCDN		01/17/2020	25,000,000.00	23,585,750.00	24,953,750.00	1.680	1.719	740	01/10/2025
45950VPX8	12446	IFCDN		05/14/2021	10,000,000.00	8,880,600.00	10,000,000.00	0.860	0.860	1,229	05/14/2026
45950VQS8	12573	IFCDN		11/24/2021	10,000,000.00	9,619,700.00	10,000,000.00	0.610	0.610	327	11/24/2023
<b>Subtotal and Average</b>			<b>229,524,789.00</b>		<b>230,000,000.00</b>	<b>213,390,070.00</b>	<b>229,524,789.00</b>		<b>1.206</b>	<b>875</b>	
<b>Commercial Paper Disc. -Amortizing</b>											
46590ENJ3	12695	JP Morgan Sec		04/26/2022	50,000,000.00	49,908,000.00	49,184,166.67	2.200	2.295	17	01/18/2023
46590ENW4	12696	JP Morgan Sec		04/26/2022	50,000,000.00	49,834,500.00	49,147,500.00	2.200	2.296	29	01/30/2023
<b>Subtotal and Average</b>			<b>98,331,666.67</b>		<b>100,000,000.00</b>	<b>99,742,500.00</b>	<b>98,331,666.67</b>		<b>2.296</b>	<b>23</b>	
<b>Agency Bullets (Aaa/AA+)</b>											
3132X0U25	11486	Farmer Mac		04/19/2018	30,000,000.00	29,862,600.00	29,982,000.00	2.800	2.813	108	04/19/2023
3132X0U25	11487	Farmer Mac		04/19/2018	40,000,000.00	39,816,800.00	39,976,000.00	2.800	2.813	108	04/19/2023
3132X0U25	11488	Farmer Mac		04/19/2018	30,000,000.00	29,862,600.00	29,982,000.00	2.800	2.813	108	04/19/2023
31422BFL9	11755	Farmer Mac		05/10/2019	25,000,000.00	24,312,750.00	25,000,000.00	2.400	2.400	425	03/01/2024
31422BFK1	11756	Farmer Mac		05/10/2019	25,000,000.00	24,235,000.00	25,000,000.00	2.400	2.400	486	05/01/2024
31422BJB7	11793	Farmer Mac		07/22/2019	25,000,000.00	24,291,250.00	25,000,000.00	1.970	1.970	366	01/02/2024
31422BPC8	11911	Farmer Mac		11/20/2019	20,000,000.00	19,456,200.00	20,000,000.00	1.720	1.720	323	11/20/2023
31422BQK9	11955	Farmer Mac		12/20/2019	25,000,000.00	23,785,000.00	24,988,750.00	1.690	1.700	628	09/20/2024
31422BQW3	11956	Farmer Mac		12/20/2019	40,000,000.00	39,136,400.00	40,000,000.00	1.740	1.740	274	10/02/2023
31422BYV6	12115	Farmer Mac		04/27/2020	35,000,000.00	34,219,500.00	34,979,000.00	0.550	0.569	207	07/27/2023
31422XE40	12785	Farmer Mac		08/19/2022	15,000,000.00	14,773,350.00	15,000,000.00	4.000	4.000	785	02/24/2025
3133EKQU3	11778	Federal Farm Credit Bank		06/21/2019	30,000,000.00	28,851,000.00	29,984,700.00	1.950	1.961	529	06/13/2024
3133EKTV8	11784	Federal Farm Credit Bank		07/02/2019	12,000,000.00	11,545,680.00	11,998,320.00	1.900	1.903	547	07/01/2024
3133EKUA2	11785	Federal Farm Credit Bank		07/02/2019	15,000,000.00	14,970,450.00	14,989,800.00	1.850	1.870	31	02/01/2023
3133EKZK5	11812	Federal Farm Credit Bank		08/14/2019	20,000,000.00	19,617,400.00	19,992,000.00	1.600	1.610	225	08/14/2023
3133EKA63	11814	Federal Farm Credit Bank		08/16/2019	10,000,000.00	9,547,000.00	9,982,800.00	1.600	1.636	593	08/16/2024
3133ELZM9	12140	Federal Farm Credit Bank		05/15/2020	25,000,000.00	22,836,250.00	24,953,225.00	0.500	0.538	864	05/14/2025
3133ENKS8	12627	Federal Farm Credit Bank		01/11/2022	7,500,000.00	7,006,575.00	7,483,125.00	1.125	1.202	736	01/06/2025
3133ENZS2	12755	Federal Farm Credit Bank		06/28/2022	10,000,000.00	9,785,900.00	9,994,805.00	3.100	3.127	544	06/28/2024
3133ENZ37	12845	Federal Farm Credit Bank		11/10/2022	18,500,000.00	18,614,515.00	18,497,040.00	4.875	4.886	740	01/10/2025
3130AGWK7	11815	Federal Home Loan Bank		08/16/2019	12,000,000.00	11,393,400.00	11,971,800.00	1.500	2.136	592	08/15/2024
3130AGWK7	11816	Federal Home Loan Bank		08/16/2019	20,000,000.00	18,989,000.00	19,953,000.00	1.500	1.549	592	08/15/2024
3130AGWK7	11817	Federal Home Loan Bank		08/16/2019	20,000,000.00	18,989,000.00	19,953,000.00	1.500	1.549	592	08/15/2024



**Alameda County Investment Pool  
Portfolio Management  
Portfolio Details - Investments  
December 31, 2022**

CUSIP	Investment #	Issuer	Average Balance	Purchase Date	Par Value	Market Value	Book Value	Stated Rate	YTM 365	Days to Maturity	Maturity Date
<b>Agency Bullets (Aaa/AA+)</b>											
3130AJ7E3	12020	Federal Home Loan Bank		02/21/2020	14,000,000.00	13,948,900.00	13,974,240.00	1.375	1.438	47	02/17/2023
3130AJ7E3	12023	Federal Home Loan Bank		02/21/2020	15,000,000.00	14,945,250.00	14,972,400.00	1.375	1.438	47	02/17/2023
3130AK5E2	12220	Federal Home Loan Bank		09/11/2020	2,000,000.00	1,800,220.00	1,994,000.00	0.375	0.436	977	09/04/2025
3130APU29	12551	Federal Home Loan Bank		11/12/2021	12,800,000.00	12,344,320.00	12,794,112.00	0.500	0.523	312	11/09/2023
3130APU29	12552	Federal Home Loan Bank		11/12/2021	20,000,000.00	19,288,000.00	19,990,800.00	0.500	0.523	312	11/09/2023
3130AQF57	12598	Federal Home Loan Bank		12/22/2021	25,000,000.00	23,989,000.00	24,945,000.00	0.625	0.736	355	12/22/2023
3130AQF40	12599	Federal Home Loan Bank		12/22/2021	25,000,000.00	23,339,500.00	24,978,098.58	1.000	1.030	719	12/20/2024
3130AQF65	12600	Federal Home Loan Bank		12/22/2021	25,000,000.00	22,379,250.00	24,925,261.74	1.250	1.311	1,450	12/21/2026
3130ASDS5	12745	Federal Home Loan Bank		06/10/2022	20,000,000.00	19,450,000.00	19,953,600.00	2.750	2.867	544	06/28/2024
3130ASME6	12768	Federal Home Loan Bank		07/08/2022	15,000,000.00	14,617,050.00	14,970,900.00	3.000	3.101	554	07/08/2024
3130ASME6	12769	Federal Home Loan Bank		07/08/2022	10,000,000.00	9,744,700.00	9,980,600.00	3.000	3.101	554	07/08/2024
3130ASME6	12770	Federal Home Loan Bank		07/08/2022	5,000,000.00	4,872,350.00	4,990,300.00	3.000	3.101	554	07/08/2024
3130ATPY7	12822	Federal Home Loan Bank		10/19/2022	9,500,000.00	9,470,930.00	9,477,580.00	4.500	4.644	530	06/14/2024
3130ATQ91	12825	Federal Home Loan Bank		10/20/2022	10,750,000.00	10,731,295.00	10,747,312.50	4.625	4.651	292	10/20/2023
3130ATT31	12829	Federal Home Loan Bank		10/28/2022	15,000,000.00	14,982,600.00	14,983,650.00	4.500	4.561	641	10/03/2024
3130AUCS1	12909	Federal Home Loan Bank		12/21/2022	5,000,000.00	4,990,800.00	5,000,000.00	4.750	4.750	354	12/21/2023
3137EAEN5	11520	Federal Home Loan Mtg Corp		06/11/2018	15,000,000.00	14,873,400.00	14,918,400.00	2.750	2.867	169	06/19/2023
3137EAEP0	12014	Federal Home Loan Mtg Corp		02/14/2020	15,000,000.00	14,134,200.00	14,988,450.00	1.500	1.516	773	02/12/2025
3137EAEP0	12015	Federal Home Loan Mtg Corp		02/14/2020	10,000,000.00	9,422,800.00	9,992,300.00	1.500	1.516	773	02/12/2025
3137EAER6	12129	Federal Home Loan Mtg Corp		05/07/2020	10,000,000.00	9,861,700.00	9,995,800.00	0.375	0.389	124	05/05/2023
3137EAER6	12130	Federal Home Loan Mtg Corp		05/07/2020	20,000,000.00	19,723,400.00	19,991,600.00	0.375	0.389	124	05/05/2023
3137EAER6	12131	Federal Home Loan Mtg Corp		05/07/2020	20,000,000.00	19,723,400.00	19,991,600.00	0.375	0.389	124	05/05/2023
31422BG53	12179	Federal Home Loan Mtg Corp		06/29/2020	15,000,000.00	14,530,950.00	14,988,000.00	0.350	0.375	271	09/29/2023
3137EAEU9	12195	Federal Home Loan Mtg Corp		07/23/2020	10,000,000.00	9,049,500.00	9,950,200.00	0.375	0.727	932	07/21/2025
3137EAEV7	12204	Federal Home Loan Mtg Corp		08/21/2020	10,000,000.00	9,708,800.00	9,989,800.00	0.250	0.284	235	08/24/2023
3137EAEV7	12205	Federal Home Loan Mtg Corp		08/21/2020	10,000,000.00	9,708,800.00	9,989,800.00	0.250	0.284	235	08/24/2023
3137EAEZ8	12291	Federal Home Loan Mtg Corp		11/05/2020	10,000,000.00	9,620,500.00	9,991,000.00	0.250	0.280	309	11/06/2023
3137EAEZ8	12293	Federal Home Loan Mtg Corp		11/05/2020	10,000,000.00	9,620,500.00	9,991,000.00	0.250	0.280	309	11/06/2023
3137EAF2	12331	Federal Home Loan Mtg Corp		12/04/2020	15,000,000.00	14,378,100.00	14,985,150.00	0.250	0.283	337	12/04/2023
3137EAF2	12332	Federal Home Loan Mtg Corp		12/04/2020	10,000,000.00	9,585,400.00	9,990,100.00	0.250	0.283	337	12/04/2023
3137EAX3	12405	Federal Home Loan Mtg Corp		02/26/2021	15,000,000.00	13,498,200.00	14,747,400.00	0.375	0.750	996	09/23/2025
3135G0U43	11568	Federal National Mtg Assn		09/14/2018	20,000,000.00	19,743,000.00	19,918,000.00	2.875	2.964	254	09/12/2023
3135G0V34	11657	Federal National Mtg Assn		02/08/2019	20,000,000.00	19,520,000.00	19,925,600.00	2.500	2.580	400	02/05/2024
3135G0V34	11658	Federal National Mtg Assn		02/08/2019	20,000,000.00	19,520,000.00	19,925,600.00	2.500	2.580	400	02/05/2024
3135G0V75	11788	Federal National Mtg Assn		07/08/2019	20,000,000.00	19,145,000.00	19,924,200.00	1.750	1.830	548	07/02/2024
3135G0W66	11872	Federal National Mtg Assn		10/18/2019	20,000,000.00	18,999,800.00	19,965,800.00	1.625	1.661	653	10/15/2024

Portfolio POOL  
RC  
PM (PRF\_PM2) 7.3.0

**Alameda County Investment Pool  
Portfolio Management  
Portfolio Details - Investments  
December 31, 2022**

CUSIP	Investment #	Issuer	Average Balance	Purchase Date	Par Value	Market Value	Book Value	Stated Rate	YTM 365	Days to Maturity	Maturity Date
<b>Agency Bullets (Aaa/AA+)</b>											
3135G0W66	11875	Federal National Mtg Assn		10/18/2019	25,000,000.00	23,749,750.00	24,957,250.00	1.625	1.661	653	10/15/2024
3135G0W66	11876	Federal National Mtg Assn		10/18/2019	25,000,000.00	23,749,750.00	24,957,250.00	1.625	1.661	653	10/15/2024
3135G0W66	11918	Federal National Mtg Assn		11/22/2019	25,000,000.00	23,749,750.00	24,939,515.00	1.625	1.677	653	10/15/2024
3135G0X24	11969	Federal National Mtg Assn		01/10/2020	20,000,000.00	18,892,800.00	19,936,200.00	1.625	1.692	737	01/07/2025
3135G0X24	11970	Federal National Mtg Assn		01/10/2020	20,000,000.00	18,892,800.00	19,936,200.00	1.625	1.692	737	01/07/2025
3135G04Q3	12145	Federal National Mtg Assn		05/22/2020	20,000,000.00	19,666,400.00	19,939,800.00	0.250	0.351	141	05/22/2023
3135G04Q3	12146	Federal National Mtg Assn		05/22/2020	15,000,000.00	14,749,800.00	14,954,850.00	0.250	0.351	141	05/22/2023
3135G04Q3	12147	Federal National Mtg Assn		05/22/2020	15,000,000.00	14,749,800.00	14,954,850.00	0.250	0.351	141	05/22/2023
3135G04Z3	12171	Federal National Mtg Assn		06/19/2020	20,000,000.00	18,198,200.00	19,958,600.00	0.500	0.542	898	06/17/2025
3135G04Z3	12172	Federal National Mtg Assn		06/19/2020	15,000,000.00	13,648,650.00	14,968,950.00	0.500	0.542	898	06/17/2025
3135G05G4	12183	Federal National Mtg Assn		07/10/2020	10,000,000.00	9,765,500.00	9,978,500.00	0.250	0.322	190	07/10/2023
3135G06G3	12299	Federal National Mtg Assn		11/12/2020	18,000,000.00	16,186,500.00	17,935,560.00	0.500	0.573	1,041	11/07/2025
3135G06H1	12321	Federal National Mtg Assn		11/25/2020	15,000,000.00	14,408,850.00	14,982,900.00	0.250	0.288	330	11/27/2023
3135GADM0	12907	Federal National Mtg Assn		12/20/2022	15,000,000.00	15,000,450.00	15,000,000.00	5.000	5.000	353	12/20/2023
<b>Subtotal and Average</b>			<b>1,277,480,113.68</b>		<b>1,292,050,000.00</b>	<b>1,246,568,235.00</b>	<b>1,289,899,444.82</b>		<b>1.732</b>	<b>462</b>	
<b>Federal Agency Disc. -Amortizing</b>											
313384BF5	12765	Federal Home Loan Bk Disc Note		06/30/2022	50,000,000.00	49,840,000.00	49,265,831.10	2.470	2.572	29	01/30/2023
313384CT4	12860	Federal Home Loan Bk Disc Note		11/29/2022	50,000,000.00	49,620,500.00	49,407,916.67	4.350	4.525	65	03/07/2023
313384DB2	12862	Federal Home Loan Bk Disc Note		11/29/2022	50,000,000.00	49,572,500.00	49,352,222.22	4.400	4.582	73	03/15/2023
313384DD8	12878	Federal Home Loan Bk Disc Note		11/30/2022	50,000,000.00	49,560,500.00	49,344,625.00		4.594	75	03/17/2023
313384DC0	12882	Federal Home Loan Bk Disc Note		11/30/2022	50,000,000.00	49,566,500.00	49,350,750.00	4.410	4.593	74	03/16/2023
313384DC0	12886	Federal Home Loan Bk Disc Note		12/06/2022	50,000,000.00	49,566,500.00	49,388,194.44	4.405	4.584	74	03/16/2023
313384CP2	12893	Federal Home Loan Bk Disc Note		12/08/2022	50,000,000.00	49,638,000.00	49,488,819.44	4.330	4.497	61	03/03/2023
313384BW8	12900	Federal Home Loan Bk Disc Note		12/15/2022	50,000,000.00	49,743,000.00	49,643,319.44	4.210	4.359	44	02/14/2023
313384BX6	12904	Federal Home Loan Bk Disc Note		12/16/2022	50,000,000.00	49,736,500.00	49,642,472.22	4.220	4.369	45	02/15/2023
313384JQ3	12905	Federal Home Loan Bk Disc Note		12/19/2022	50,000,000.00	48,746,000.00	48,613,000.00	4.560	4.802	206	07/26/2023
313384JQ3	12906	Federal Home Loan Bk Disc Note		12/19/2022	50,000,000.00	48,746,000.00	48,613,000.00	4.560	4.802	206	07/26/2023
<b>Subtotal and Average</b>			<b>420,075,496.86</b>		<b>550,000,000.00</b>	<b>544,336,000.00</b>	<b>542,110,150.53</b>		<b>4.388</b>	<b>86</b>	
<b>Treasury Notes and Bonds</b>											
91282CCN9	12707	National Australia Bank		04/29/2022	100,000,000.00	97,367,000.00	97,269,531.26	0.125	2.342	211	07/31/2023
9128282D1	11744	U.S. Treasury		04/29/2019	50,000,000.00	48,881,000.00	48,093,750.00	1.375	2.304	242	08/31/2023
912828S92	11791	U.S. Treasury		07/16/2019	50,000,000.00	49,015,500.00	48,804,687.50	1.250	1.867	211	07/31/2023
9128282D1	11832	U.S. Treasury		08/28/2019	50,000,000.00	48,881,000.00	49,966,796.90	1.375	1.392	242	08/31/2023

**Alameda County Investment Pool  
Portfolio Management  
Portfolio Details - Investments  
December 31, 2022**

CUSIP	Investment #	Issuer	Average Balance	Purchase Date	Par Value	Market Value	Book Value	Stated Rate	YTM 365	Days to Maturity	Maturity Date
<b>Treasury Notes and Bonds</b>											
912828S92	11843	U.S. Treasury		09/06/2019	50,000,000.00	49,015,500.00	49,636,718.75	1.250	1.442	211	07/31/2023
912828VB3	11862	U.S. Treasury		09/26/2019	50,000,000.00	49,476,500.00	50,253,906.25	1.750	1.605	134	05/15/2023
912828Y87	11919	U.S. Treasury		11/22/2019	50,000,000.00	47,826,000.00	50,298,828.15	1.750	1.617	577	07/31/2024
912828Y87	11936	U.S. Treasury		12/10/2019	50,000,000.00	47,826,000.00	50,134,765.65	1.750	1.689	577	07/31/2024
91282CBG5	12407	U.S. Treasury		02/26/2021	50,000,000.00	49,849,500.00	49,968,750.00	0.125	0.157	30	01/31/2023
91282CBM2	12408	U.S. Treasury		02/26/2021	50,000,000.00	47,506,000.00	49,699,218.75	0.125	0.329	410	02/15/2024
91282CBQ3	12409	U.S. Treasury		03/01/2021	25,000,000.00	22,276,500.00	24,630,859.38	0.500	0.802	1,154	02/28/2026
91282CDA6	12519	U.S. Treasury		09/30/2021	50,000,000.00	48,338,000.00	49,945,312.50	0.250	0.305	272	09/30/2023
91282CCZ2	12520	U.S. Treasury		09/30/2021	50,000,000.00	44,396,500.00	49,666,015.63	0.875	1.012	1,368	09/30/2026
91282CAT8	12522	U.S. Treasury		09/30/2021	50,000,000.00	44,709,000.00	48,865,234.39	0.250	0.816	1,034	10/31/2025
91282CDB4	12537	U.S. Treasury		10/27/2021	50,000,000.00	46,693,500.00	49,742,187.50	0.625	0.801	653	10/15/2024
91282CDD0	12555	U.S. Treasury		11/15/2021	50,000,000.00	48,217,000.00	49,873,003.74	0.375	0.513	303	10/31/2023
91282CCT6	12596	U.S. Treasury		12/21/2021	50,000,000.00	46,711,000.00	49,373,046.90	0.375	0.854	592	08/15/2024
91282CDB4	12597	U.S. Treasury		12/21/2021	50,000,000.00	46,693,500.00	49,626,953.15	0.625	0.894	653	10/15/2024
91282CCU3	12604	U.S. Treasury		12/23/2021	50,000,000.00	48,490,500.00	49,580,078.15	0.125	0.627	242	08/31/2023
91282CCU3	12605	U.S. Treasury		12/23/2021	50,000,000.00	48,490,500.00	49,582,031.25	0.125	0.624	242	08/31/2023
91282CCT6	12606	U.S. Treasury		12/23/2021	50,000,000.00	46,711,000.00	49,349,609.40	0.375	0.873	592	08/15/2024
91282CDV0	12634	U.S. Treasury		01/31/2022	50,000,000.00	47,974,500.00	49,679,687.50	0.875	1.200	395	01/31/2024
912828R69	12680	U.S. Treasury		04/21/2022	50,000,000.00	49,412,000.00	49,765,625.00	1.625	2.054	150	05/31/2023
91282CDD0	12681	U.S. Treasury		04/21/2022	50,000,000.00	48,217,000.00	48,494,140.65	0.375	2.398	303	10/31/2023
91282CBG5	12835	U.S. Treasury		10/28/2022	100,000,000.00	99,699,000.00	99,012,145.98	0.125	4.109	30	01/31/2023
<b>Subtotal and Average</b>			<b>1,311,312,884.33</b>		<b>1,325,000,000.00</b>	<b>1,272,673,500.00</b>	<b>1,311,312,884.33</b>		<b>1.456</b>	<b>396</b>	
<b>Treasury Discounts -Amortizing</b>											
912796ZH5	12842	Treasury Bill		11/09/2022	50,000,000.00	50,000,000.00	49,709,722.22		3.929	2	01/03/2023
912796ZH5	12843	Treasury Bill		11/09/2022	50,000,000.00	50,000,000.00	49,709,722.22		3.929	2	01/03/2023
912796ZH5	12844	Treasury Bill		11/09/2022	50,000,000.00	50,000,000.00	49,709,722.22		3.929	2	01/03/2023
912796T33	12851	Treasury Bill		11/18/2022	50,000,000.00	49,699,000.00	49,444,944.44	4.120	4.283	53	02/23/2023
912796ZH5	12852	Treasury Bill		11/18/2022	50,000,000.00	50,000,000.00	49,754,027.78		3.977	2	01/03/2023
912796XT1	12853	Treasury Bill		11/18/2022	50,000,000.00	49,841,500.00	49,576,194.44	4.015	4.163	32	02/02/2023
<b>Subtotal and Average</b>			<b>297,904,333.32</b>		<b>300,000,000.00</b>	<b>299,540,500.00</b>	<b>297,904,333.32</b>		<b>4.035</b>	<b>15</b>	
<b>Agency Callables (Aaa/AA+)</b>											
31422XXL1	12698	Farmer Mac		04/28/2022	25,000,000.00	24,226,000.00	25,000,000.00	3.050	3.051	939	07/28/2025
31422XXG2	12700	Farmer Mac		04/26/2022	15,000,000.00	14,351,250.00	15,000,000.00	3.100	3.100	1,576	04/26/2027

**Alameda County Investment Pool  
Portfolio Management  
Portfolio Details - Investments  
December 31, 2022**

CUSIP	Investment #	Issuer	Average Balance	Purchase Date	Par Value	Market Value	Book Value	Stated Rate	YTM 365	Days to Maturity	Maturity Date
<b>Agency Callables (Aaa/AA+)</b>											
31422XN40	12837	Farmer Mac		11/01/2022	15,000,000.00	15,101,700.00	15,000,000.00	5.050	5.050	1,765	11/01/2027
31422XN40	12838	Farmer Mac		11/01/2022	15,000,000.00	15,101,700.00	15,000,000.00	5.050	5.050	1,765	11/01/2027
31422XQ62	12855	Farmer Mac		11/22/2022	20,000,000.00	20,048,400.00	20,000,000.00	5.300	5.300	1,237	05/22/2026
3133EMYD8	12441	Federal Farm Credit Bank		05/06/2021	15,000,000.00	13,557,150.00	15,000,000.00	0.850	0.850	1,037	11/03/2025
3133EMZS4	12447	Federal Farm Credit Bank		05/18/2021	10,000,000.00	8,899,900.00	10,000,000.00	0.900	0.900	1,233	05/18/2026
3133ENEJ5	12564	Federal Farm Credit Bank		11/18/2021	25,000,000.00	23,396,750.00	24,971,250.00	0.875	0.914	687	11/18/2024
3133ENHW3	12603	Federal Farm Credit Bank		12/23/2021	25,000,000.00	23,001,250.00	25,000,000.00	1.170	1.170	904	06/23/2025
3133ENPG9	12642	Federal Farm Credit Bank		02/15/2022	15,000,000.00	14,243,250.00	14,959,950.00	1.750	1.842	775	02/14/2025
3130AKN85	12367	Federal Home Loan Bank		01/20/2021	20,000,000.00	17,755,800.00	19,974,000.00	0.550	0.576	1,115	01/20/2026
3130AKVY9	12373	Federal Home Loan Bank		01/29/2021	10,000,000.00	8,861,500.00	10,000,000.00	0.520	0.520	1,124	01/29/2026
3130AKVN3	12374	Federal Home Loan Bank		01/29/2021	5,000,000.00	4,430,750.00	5,000,000.00	0.520	0.520	1,124	01/29/2026
3130AKUS3	12377	Federal Home Loan Bank		01/29/2021	15,450,000.00	13,683,910.50	15,442,275.00	0.500	0.510	1,123	01/28/2026
3130AKMD5	12378	Federal Home Loan Bank		01/29/2021	4,980,000.00	4,411,533.00	4,976,324.76	0.500	0.515	1,121	01/26/2026
3130AKXB7	12391	Federal Home Loan Bank		02/11/2021	10,000,000.00	8,787,400.00	10,000,000.00	0.580	0.580	1,137	02/11/2026
3130AKXB7	12392	Federal Home Loan Bank		02/11/2021	20,000,000.00	17,574,800.00	20,000,000.00	0.580	0.580	1,137	02/11/2026
3130AKWA0	12393	Federal Home Loan Bank		02/12/2021	13,000,000.00	11,504,740.00	12,979,200.00	0.520	0.552	1,138	02/12/2026
3130AKXQ4	12394	Federal Home Loan Bank		02/12/2021	15,000,000.00	13,308,900.00	15,000,000.00	0.600	0.600	1,138	02/12/2026
3130AKVR4	12395	Federal Home Loan Bank		02/12/2021	20,000,000.00	17,721,000.00	20,000,000.00	0.550	0.550	1,138	02/12/2026
3130AL3S1	12397	Federal Home Loan Bank		02/17/2021	10,000,000.00	8,875,100.00	10,000,000.00	0.625	0.625	1,143	02/17/2026
3130ALEM2	12403	Federal Home Loan Bank		02/25/2021	15,000,000.00	13,378,350.00	15,000,000.00	0.790	0.790	1,151	02/25/2026
3130AKZ25	12406	Federal Home Loan Bank		02/26/2021	10,000,000.00	8,874,600.00	10,000,000.00	0.650	0.650	1,152	02/26/2026
3130ALJ70	12413	Federal Home Loan Bank		03/12/2021	10,000,000.00	9,464,300.00	10,000,000.00	0.400	0.400	436	03/12/2024
3130ALGJ7	12419	Federal Home Loan Bank		03/23/2021	20,000,000.00	17,908,200.00	20,000,000.00	1.000	1.000	1,177	03/23/2026
3130ALGJ7	12420	Federal Home Loan Bank		03/23/2021	9,250,000.00	8,282,542.50	9,250,000.00	1.000	1.000	1,177	03/23/2026
3130ALVS0	12436	Federal Home Loan Bank		04/27/2021	15,000,000.00	13,781,400.00	15,000,000.00	0.620	0.620	757	01/27/2025
3130AMAG7	12437	Federal Home Loan Bank		04/29/2021	10,000,000.00	8,944,300.00	10,000,000.00	1.050	1.050	1,214	04/29/2026
3130AMUP5	12466	Federal Home Loan Bank		06/23/2021	15,000,000.00	13,794,600.00	15,000,000.00	0.500	0.500	722	12/23/2024
3130AMU75	12476	Federal Home Loan Bank		06/30/2021	10,000,000.00	8,886,800.00	10,000,000.00	1.000	1.000	1,272	06/26/2026
3130ANSC53	12494	Federal Home Loan Bank		08/30/2021	15,000,000.00	13,263,150.00	15,000,000.00	1.000	1.000	1,333	08/26/2026
3130ANWK24	12495	Federal Home Loan Bank		08/30/2021	25,000,000.00	22,918,000.00	25,000,000.00	0.650	0.650	787	02/26/2025
3130ANWG1	12496	Federal Home Loan Bank		08/30/2021	25,000,000.00	23,265,750.00	25,000,000.00	0.500	0.500	603	08/26/2024
3130ANWJ5	12497	Federal Home Loan Bank		08/30/2021	25,000,000.00	22,740,250.00	25,000,000.00	0.720	0.720	891	06/10/2025
3130ANU32	12516	Federal Home Loan Bank		09/22/2021	10,000,000.00	8,824,800.00	9,995,000.00	1.000	1.010	1,360	09/22/2026
3130APDL6	12521	Federal Home Loan Bank		09/30/2021	15,000,000.00	13,648,650.00	15,000,000.00	0.800	0.800	911	06/30/2025
3130APJ89	12538	Federal Home Loan Bank		10/28/2021	10,000,000.00	9,281,500.00	10,000,000.00	0.700	0.700	666	10/28/2024
3130APLB9	12539	Federal Home Loan Bank		10/28/2021	10,000,000.00	9,324,200.00	10,000,000.00	0.850	0.850	666	10/28/2024

Portfolio POOL  
RC  
PM (PRF\_PM2) 7.3.0

**Alameda County Investment Pool  
Portfolio Management  
Portfolio Details - Investments  
December 31, 2022**

CUSIP	Investment #	Issuer	Average Balance	Purchase Date	Par Value	Market Value	Book Value	Stated Rate	YTM 365	Days to Maturity	Maturity Date
<b>Agency Callables (Aaa/AA+)</b>											
3130APLB9	12540	Federal Home Loan Bank		10/28/2021	10,000,000.00	9,324,200.00	10,000,000.00	0.850	0.850	666	10/28/2024
3130APRA5	12554	Federal Home Loan Bank		11/15/2021	25,000,000.00	23,391,000.00	25,000,000.00	1.100	1.100	684	11/15/2024
3130APRU1	12556	Federal Home Loan Bank		11/16/2021	10,000,000.00	10,000,000.00	10,000,000.00	1.000	1.000	593	08/16/2024
3130APRU1	12557	Federal Home Loan Bank		11/16/2021	25,000,000.00	23,482,750.00	25,000,000.00	1.000	1.000	593	08/16/2024
3130APLJ2	12560	Federal Home Loan Bank		11/17/2021	15,000,000.00	14,409,750.00	15,000,000.00	0.500	0.500	320	11/17/2023
3130APNH4	12561	Federal Home Loan Bank		11/18/2021	10,000,000.00	9,099,800.00	10,000,000.00	1.200	1.200	1,052	11/18/2025
3130APQG3	12562	Federal Home Loan Bank		11/18/2021	20,000,000.00	18,199,600.00	20,000,000.00	1.200	1.200	1,052	11/18/2025
3130APRE7	12563	Federal Home Loan Bank		11/18/2021	25,000,000.00	23,117,000.00	25,000,000.00	1.010	1.010	779	02/18/2025
3130APBR5	12570	Federal Home Loan Bank		11/19/2021	14,950,000.00	13,770,445.00	14,804,237.50	0.650	0.967	737	01/07/2025
3130APVJ1	12571	Federal Home Loan Bank		11/23/2021	15,000,000.00	13,431,450.00	15,000,000.00	1.500	1.500	1,422	11/23/2026
3130APUP8	12572	Federal Home Loan Bank		11/23/2021	25,000,000.00	23,370,750.00	25,000,000.00	0.750	0.750	600	08/23/2024
3130APWH4	12574	Federal Home Loan Bank		11/24/2021	15,000,000.00	14,471,850.00	15,000,000.00	0.750	0.750	325	11/22/2023
3130APWM3	12581	Federal Home Loan Bank		11/30/2021	10,000,000.00	9,319,900.00	10,000,000.00	1.050	1.050	694	11/25/2024
3130APWE1	12582	Federal Home Loan Bank		11/30/2021	15,000,000.00	13,422,600.00	15,000,000.00	1.500	1.500	1,424	11/25/2026
3130APWV3	12583	Federal Home Loan Bank		11/30/2021	25,000,000.00	23,299,750.00	25,000,000.00	1.050	1.050	694	11/25/2024
3130APW43	12585	Federal Home Loan Bank		12/02/2021	8,125,000.00	7,267,487.50	8,123,375.00	1.500	1.504	1,431	12/02/2026
3130APW84	12586	Federal Home Loan Bank		12/03/2021	10,000,000.00	8,944,000.00	9,997,500.00	1.500	1.505	1,432	12/03/2026
3130APXL4	12589	Federal Home Loan Bank		12/10/2021	25,000,000.00	23,307,250.00	24,993,750.00	1.100	1.108	709	12/10/2024
3130APXT7	12594	Federal Home Loan Bank		12/17/2021	10,000,000.00	9,013,200.00	10,000,000.00	1.600	1.600	1,446	12/17/2026
3130AQ4D2	12602	Federal Home Loan Bank		12/23/2021	7,650,000.00	7,141,504.50	7,650,000.00	1.250	1.250	723	12/24/2024
3130AQ2Z5	12607	Federal Home Loan Bank		12/27/2021	25,000,000.00	22,749,000.00	25,000,000.00	1.500	1.500	1,181	03/27/2026
3130AQ7M9	12608	Federal Home Loan Bank		12/27/2021	25,000,000.00	23,013,000.00	25,000,000.00	1.250	1.250	908	06/27/2025
3130AQFC2	12609	Federal Home Loan Bank		12/27/2021	25,000,000.00	23,397,500.00	24,993,750.00	1.000	1.009	635	09/27/2024
3130AQ6F5	12610	Federal Home Loan Bank		12/28/2021	10,000,000.00	9,593,600.00	10,000,000.00	0.800	0.800	361	12/28/2023
3130AQA29	12611	Federal Home Loan Bank		12/28/2021	15,000,000.00	13,895,850.00	15,000,000.00	1.230	1.230	817	03/28/2025
3130AQDR1	12613	Federal Home Loan Bank		12/30/2021	25,000,000.00	23,587,750.00	25,000,000.00	1.000	1.000	544	06/28/2024
3130AQDQ3	12614	Federal Home Loan Bank		12/30/2021	15,000,000.00	13,794,450.00	15,000,000.00	1.220	1.220	911	06/30/2025
3130AQ5S8	12615	Federal Home Loan Bank		12/30/2021	25,000,000.00	23,008,000.00	25,000,000.00	1.250	1.250	911	06/30/2025
3130AQFD0	12616	Federal Home Loan Bank		12/30/2021	25,000,000.00	23,239,250.00	25,000,000.00	1.060	1.060	729	12/30/2024
3130AQGY3	12617	Federal Home Loan Bank		12/30/2021	25,000,000.00	23,404,250.00	25,000,000.00	1.030	1.030	638	09/30/2024
3130AQFW8	12618	Federal Home Loan Bank		12/30/2021	25,000,000.00	23,391,250.00	25,000,000.00	1.000	1.000	638	09/30/2024
3130AQJ38	12629	Federal Home Loan Bank		01/25/2022	10,000,000.00	9,439,000.00	10,000,000.00	1.050	1.050	571	07/25/2024
3130AQGT4	12631	Federal Home Loan Bank		01/28/2022	15,000,000.00	13,930,800.00	14,857,500.00	1.100	1.429	743	01/13/2025
3130AQM83	12632	Federal Home Loan Bank		01/28/2022	4,185,000.00	3,789,015.30	4,164,261.00	1.600	1.716	1,303	07/27/2026
3130AQUT8	12645	Federal Home Loan Bank		02/17/2022	10,000,000.00	9,095,300.00	10,000,000.00	2.010	2.010	1,508	02/17/2027
3130AQVM2	12647	Federal Home Loan Bank		02/25/2022	10,000,000.00	9,388,500.00	10,000,000.00	1.750	1.750	786	02/25/2025

Portfolio POOL  
RC  
PM (PRF\_PM2) 7.3.0

**Alameda County Investment Pool  
Portfolio Management  
Portfolio Details - Investments  
December 31, 2022**

CUSIP	Investment #	Issuer	Average Balance	Purchase Date	Par Value	Market Value	Book Value	Stated Rate	YTM 365	Days to Maturity	Maturity Date
<b>Agency Callables (Aaa/AA+)</b>											
3130AQUY7	12648	Federal Home Loan Bank		02/25/2022	10,000,000.00	9,081,100.00	10,000,000.00	2.050	2.050	1,516	02/25/2027
3130AQT78	12652	Federal Home Loan Bank		02/28/2022	15,000,000.00	14,062,200.00	15,000,000.00	1.750	1.750	789	02/28/2025
3130ARB42	12659	Federal Home Loan Bank		03/14/2022	15,000,000.00	14,907,300.00	15,000,000.00	1.250	1.250	72	03/14/2023
3130AMU67	12666	Federal Home Loan Bank		03/21/2022	20,000,000.00	18,739,600.00	19,238,220.00	0.400	2.128	544	06/28/2024
3130ARGC9	12667	Federal Home Loan Bank		03/25/2022	10,000,000.00	9,264,900.00	10,000,000.00	2.550	2.550	1,544	03/25/2027
3130ARBC4	12668	Federal Home Loan Bank		03/28/2022	5,000,000.00	4,819,250.00	5,000,000.00	2.000	2.000	452	03/28/2024
3130ARAE1	12670	Federal Home Loan Bank		03/25/2022	25,000,000.00	23,510,000.00	25,000,000.00	2.100	2.100	906	06/25/2025
3130ARFQ9	12671	Federal Home Loan Bank		04/05/2022	25,000,000.00	23,121,000.00	25,000,000.00	2.610	2.610	1,555	04/05/2027
3130ARG70	12673	Federal Home Loan Bank		03/30/2022	15,000,000.00	14,909,250.00	15,000,000.00	2.010	1.513	88	03/30/2023
3130ARC41	12674	Federal Home Loan Bank		03/30/2022	15,000,000.00	14,230,800.00	15,000,000.00	2.320	2.320	814	03/25/2025
3130ARFG1	12675	Federal Home Loan Bank		03/30/2022	10,000,000.00	9,212,500.00	10,000,000.00	2.400	2.400	1,544	03/25/2027
3130ARJW2	12677	Federal Home Loan Bank		04/22/2022	15,000,000.00	14,406,750.00	15,000,000.00	3.000	3.000	842	04/22/2025
3130ARL33	12682	Federal Home Loan Bank		04/21/2022	20,000,000.00	19,137,200.00	20,000,000.00	3.000	3.001	963	08/21/2025
3130ARND9	12689	Federal Home Loan Bank		04/12/2022	20,000,000.00	19,868,200.00	20,000,000.00	2.350	1.848	101	04/12/2023
3130ARDV0	12691	Federal Home Loan Bank		04/08/2022	10,000,000.00	9,371,500.00	10,000,000.00	3.000	3.000	1,544	03/25/2027
3130ARPZ8	12697	Federal Home Loan Bank		04/28/2022	25,000,000.00	24,017,750.00	25,000,000.00	3.150	3.151	939	07/28/2025
3130ARUV1	12706	Federal Home Loan Bank		04/27/2022	25,000,000.00	23,926,250.00	25,000,000.00	3.100	3.100	1,030	10/27/2025
3130ARYU9	12740	Federal Home Loan Bank		05/23/2022	10,000,000.00	9,778,800.00	10,000,000.00	3.000	3.002	418	02/23/2024
3130AS3H0	12741	Federal Home Loan Bank		05/26/2022	25,000,000.00	24,298,000.00	25,000,000.00	2.625	2.626	421	02/26/2024
3130ASBX6	12743	Federal Home Loan Bank		06/03/2022	10,000,000.00	9,869,800.00	10,000,000.00	2.275	2.276	180	06/30/2023
3130ASC49	12748	Federal Home Loan Bank		06/16/2022	15,000,000.00	14,809,800.00	15,000,000.00	2.300	2.300	177	06/27/2023
3130ASKE8	12754	Federal Home Loan Bank		06/28/2022	15,000,000.00	14,735,850.00	15,000,000.00	3.300	3.300	361	12/28/2023
3130ASKJ7	12756	Federal Home Loan Bank		06/28/2022	20,000,000.00	19,559,000.00	20,000,000.00	3.500	3.500	544	06/28/2024
3130ASKF5	12757	Federal Home Loan Bank		06/30/2022	10,000,000.00	9,924,300.00	10,000,000.00	3.000	3.000	180	06/30/2023
3130AS5R6	12761	Federal Home Loan Bank		06/30/2022	50,000,000.00	49,505,500.00	49,755,000.00	2.600	3.023	194	07/14/2023
3130ASQC6	12774	Federal Home Loan Bank		07/28/2022	20,000,000.00	19,830,200.00	20,000,000.00	3.500	3.500	208	07/28/2023
3130ASUT4	12778	Federal Home Loan Bank		08/10/2022	15,000,000.00	14,835,150.00	15,000,000.00	3.130	3.127	221	08/10/2023
3130ASZD4	12787	Federal Home Loan Bank		08/30/2022	15,000,000.00	14,758,950.00	14,998,500.00	4.130	4.134	970	08/28/2025
3130ASYZ6	12789	Federal Home Loan Bank		08/30/2022	25,000,000.00	24,641,000.00	25,000,000.00	4.000	4.000	970	08/28/2025
3130ASYR4	12806	Federal Home Loan Bank		09/27/2022	25,000,000.00	24,546,750.00	24,685,000.00	4.000	4.576	970	08/28/2025
3130ATDV6	12814	Federal Home Loan Bank		09/30/2022	10,000,000.00	9,919,900.00	10,000,000.00	5.000	5.000	1,733	09/30/2027
3130ATJ32	12826	Federal Home Loan Bank		10/24/2022	10,000,000.00	9,959,100.00	10,000,000.00	5.250	5.250	1,027	10/24/2025
3130ATXX0	12864	Federal Home Loan Bank		11/30/2022	25,000,000.00	25,036,250.00	25,000,000.00	5.000	5.001	509	05/24/2024
3130AU2C7	12885	Federal Home Loan Bank		12/06/2022	15,000,000.00	15,006,900.00	15,000,000.00	5.300	5.300	705	12/06/2024
3130AU5Q3	12896	Federal Home Loan Bank		12/13/2022	20,000,000.00	20,000,000.00	20,000,000.00	5.200	5.205	621	09/13/2024
31422BUS7	12016	Federal Home Loan Mtg Corp		02/18/2020	25,000,000.00	23,601,250.00	25,000,000.00	1.680	1.680	779	02/18/2025

Portfolio POOL  
RC  
PM (PRF\_PM2) 7.3.0

**Alameda County Investment Pool  
Portfolio Management  
Portfolio Details - Investments  
December 31, 2022**

CUSIP	Investment #	Issuer	Average Balance	Purchase Date	Par Value	Market Value	Book Value	Stated Rate	YTM 365	Days to Maturity	Maturity Date
<b>Agency Callables (Aaa/AA+)</b>											
3134GVWR5	12144	Federal Home Loan Mtg Corp		05/22/2020	25,000,000.00	22,895,750.00	25,000,000.00	0.625	0.625	872	05/22/2025
3134GWND4	12199	Federal Home Loan Mtg Corp		08/12/2020	15,000,000.00	13,572,900.00	15,000,000.00	0.600	0.600	954	08/12/2025
3134GWN44	12219	Federal Home Loan Mtg Corp		09/11/2020	15,000,000.00	13,947,600.00	15,000,000.00	0.450	0.450	619	09/11/2024
3134GWUY0	12246	Federal Home Loan Mtg Corp		09/30/2020	15,000,000.00	13,774,650.00	15,000,000.00	0.400	0.400	729	12/30/2024
3134GWVJ2	12247	Federal Home Loan Mtg Corp		09/30/2020	15,000,000.00	13,892,850.00	15,000,000.00	0.400	0.400	638	09/30/2024
3134GWWX0	12248	Federal Home Loan Mtg Corp		09/30/2020	15,000,000.00	13,897,950.00	15,000,000.00	0.400	0.400	638	09/30/2024
3134GWVJ2	12249	Federal Home Loan Mtg Corp		09/30/2020	10,000,000.00	9,261,900.00	10,000,000.00	0.400	0.400	638	09/30/2024
3134GWXG6	12250	Federal Home Loan Mtg Corp		09/30/2020	10,000,000.00	9,188,800.00	10,000,000.00	0.430	0.430	729	12/30/2024
3134GWUY0	12251	Federal Home Loan Mtg Corp		09/30/2020	10,000,000.00	9,183,100.00	10,000,000.00	0.400	0.400	729	12/30/2024
3134GXBD5	12300	Federal Home Loan Mtg Corp		11/12/2020	15,000,000.00	14,108,100.00	15,000,000.00	0.360	0.360	500	05/15/2024
3134GXDZ4	12318	Federal Home Loan Mtg Corp		11/25/2020	15,000,000.00	13,829,250.00	15,000,000.00	0.450	0.450	694	11/25/2024
3134GXBM5	12319	Federal Home Loan Mtg Corp		11/25/2020	15,000,000.00	13,385,700.00	15,000,000.00	0.600	0.600	1,046	11/12/2025
3134GXHD9	12359	Federal Home Loan Mtg Corp		12/23/2020	10,000,000.00	8,955,500.00	10,000,000.00	0.700	0.700	1,087	12/23/2025
3134GXQN7	12672	Federal Home Loan Mtg Corp		04/05/2022	10,000,000.00	9,946,800.00	10,000,000.00	2.350	1.798	94	04/05/2023
3134GXS07	12715	Federal Home Loan Mtg Corp		05/05/2022	25,000,000.00	24,401,500.00	25,000,000.00	3.020	3.020	674	11/05/2024
3134GXL44	12779	Federal Home Loan Mtg Corp		08/12/2022	15,000,000.00	14,773,350.00	15,000,000.00	4.000	4.000	954	08/12/2025
3134GXR63	12786	Federal Home Loan Mtg Corp		08/29/2022	20,000,000.00	19,612,600.00	20,000,000.00	4.050	4.050	970	08/28/2025
3134GXT87	12788	Federal Home Loan Mtg Corp		08/30/2022	25,000,000.00	24,681,750.00	25,000,000.00	4.000	4.000	789	02/28/2025
3134GXS88	12790	Federal Home Loan Mtg Corp		08/30/2022	10,000,000.00	9,866,400.00	10,000,000.00	4.000	4.000	789	02/28/2025
3134GXS88	12791	Federal Home Loan Mtg Corp		08/30/2022	10,000,000.00	9,866,400.00	10,000,000.00	4.000	4.000	789	02/28/2025
3134GXW34	12792	Federal Home Loan Mtg Corp		08/30/2022	20,000,000.00	19,768,400.00	20,000,000.00	4.250	4.250	970	08/28/2025
3134GXY65	12804	Federal Home Loan Mtg Corp		09/16/2022	15,000,000.00	14,723,400.00	15,000,000.00	4.250	4.250	1,170	03/16/2026
3134GX6A7	12827	Federal Home Loan Mtg Corp		10/25/2022	15,000,000.00	15,018,750.00	15,000,000.00	5.000	5.000	845	04/25/2025
3134GX4M3	12828	Federal Home Loan Mtg Corp		10/28/2022	10,000,000.00	9,978,200.00	10,000,000.00	5.080	5.080	663	10/25/2024
3134GX6Q2	12841	Federal Home Loan Mtg Corp		11/08/2022	15,000,000.00	15,015,000.00	15,000,000.00	5.750	5.750	1,772	11/08/2027
3134GY2K7	12846	Federal Home Loan Mtg Corp		11/15/2022	10,000,000.00	9,995,000.00	10,000,000.00	5.310	5.310	684	11/15/2024
3134GX7M0	12847	Federal Home Loan Mtg Corp		11/15/2022	15,000,000.00	15,020,250.00	15,000,000.00	5.150	5.150	1,230	05/15/2026
3134GX5W0	12848	Federal Home Loan Mtg Corp		11/16/2022	15,000,000.00	15,018,750.00	15,000,000.00	5.500	5.500	866	05/16/2025
3134GY2A9	12850	Federal Home Loan Mtg Corp		11/17/2022	15,000,000.00	15,020,850.00	15,000,000.00	5.150	5.150	1,051	11/17/2025
3134GY4G4	12859	Federal Home Loan Mtg Corp		11/28/2022	25,000,000.00	25,032,000.00	25,000,000.00	5.020	5.025	603	08/26/2024
3134GY4H2	12863	Federal Home Loan Mtg Corp		11/30/2022	25,000,000.00	25,034,250.00	25,000,000.00	5.150	5.150	1,062	11/28/2025
3134GY6B3	12898	Federal Home Loan Mtg Corp		12/14/2022	25,000,000.00	25,064,750.00	25,000,000.00	5.100	5.102	1,352	09/14/2026
3134GY7M8	12901	Federal Home Loan Mtg Corp		12/16/2022	25,000,000.00	24,987,000.00	25,000,000.00	5.270	5.273	989	09/16/2025
3134GYAA0	12908	Federal Home Loan Mtg Corp		12/20/2022	25,000,000.00	25,006,750.00	25,000,000.00	5.145	5.145	536	06/20/2024
3134GYAW2	12910	Federal Home Loan Mtg Corp		12/22/2022	25,000,000.00	24,357,750.00	25,000,000.00	5.150	5.150	1,268	06/22/2026
3136G4XV0	12181	Federal National Mtg Assn		06/30/2020	15,000,000.00	13,641,150.00	15,000,000.00	0.730	0.730	911	06/30/2025

Portfolio POOL  
RC  
PM (PRF\_PM2) 7.3.0

**Alameda County Investment Pool  
Portfolio Management  
Portfolio Details - Investments  
December 31, 2022**

CUSIP	Investment #	Issuer	Average Balance	Purchase Date	Par Value	Market Value	Book Value	Stated Rate	YTM 365	Days to Maturity	Maturity Date
<b>Agency Callables (Aaa/AA+)</b>											
3136G4ZJ5	12184	Federal National Mtg Assn		07/21/2020	10,000,000.00	9,072,900.00	10,000,000.00	0.625	0.625	932	07/21/2025
3136G4A86	12185	Federal National Mtg Assn		07/21/2020	8,000,000.00	7,218,960.00	7,984,000.00	0.500	0.541	932	07/21/2025
3135G05X7	12209	Federal National Mtg Assn		08/27/2020	15,000,000.00	13,528,350.00	14,929,800.00	0.375	0.470	967	08/25/2025
3135G05X7	12210	Federal National Mtg Assn		08/27/2020	10,000,000.00	9,018,900.00	9,953,200.00	0.375	0.470	967	08/25/2025
3136G42F9	12211	Federal National Mtg Assn		08/27/2020	10,000,000.00	9,023,700.00	10,000,000.00	0.625	0.625	969	08/27/2025
3136G44U4	12265	Federal National Mtg Assn		10/20/2020	10,000,000.00	8,950,400.00	10,000,000.00	0.500	0.500	1,023	10/20/2025
3135G06C2	12278	Federal National Mtg Assn		10/29/2020	15,000,000.00	13,454,700.00	15,000,000.00	0.600	0.600	1,032	10/29/2025
3135GA2Z3	12304	Federal National Mtg Assn		11/17/2020	10,000,000.00	8,944,400.00	9,995,000.00	0.560	0.570	1,051	11/17/2025
3135GA3G4	12317	Federal National Mtg Assn		11/25/2020	10,000,000.00	9,213,200.00	10,000,000.00	0.400	0.400	694	11/25/2024
3135GAA76	12343	Federal National Mtg Assn		12/09/2020	20,000,000.00	18,134,000.00	20,000,000.00	0.540	0.540	890	06/09/2025
3135GABT7	12355	Federal National Mtg Assn		12/16/2020	20,000,000.00	18,104,400.00	20,000,000.00	0.500	0.500	897	06/16/2025
3135GA7L9	12356	Federal National Mtg Assn		12/16/2020	20,000,000.00	18,104,400.00	20,000,000.00	0.500	0.500	897	06/16/2025
3135G06V0	12849	Federal National Mtg Assn		11/16/2022	20,000,000.00	19,622,400.00	19,846,626.67	4.125	4.758	970	08/28/2025
3135GACY5	12856	Federal National Mtg Assn		11/25/2022	10,000,000.00	9,986,700.00	10,000,000.00	5.600	5.600	1,059	11/25/2025
3135GAD65	12858	Federal National Mtg Assn		11/28/2022	20,000,000.00	20,025,200.00	20,000,000.00	5.200	5.200	1,060	11/26/2025
3135GADS7	12911	Federal National Mtg Assn		12/23/2022	20,000,000.00	20,002,000.00	20,000,000.00	5.000	5.000	904	06/23/2025
<b>Subtotal and Average</b>			<b>2,564,324,171.54</b>		<b>2,645,590,000.00</b>	<b>2,501,256,738.30</b>	<b>2,643,517,719.93</b>		<b>2.189</b>	<b>861</b>	
<b>Asset Backed Securities</b>											
02007RAC3	11856	Ally Auto Receivables Trust		09/17/2019	363,336.16	362,896.52	363,325.91	1.930	1.939	500	05/15/2024
02007TAC9	11942	Ally Auto Receivables Trust		12/11/2019	145,504.82	145,312.75	145,479.76	1.840	1.033	531	06/15/2024
14315XAC2	11977	CarMax Auto Owner Trust		01/22/2020	978,766.50	978,574.47	978,574.47	1.300	1.291	715	12/16/2024
14043TAF3	11859	Capital One Prime Auto Rec		09/18/2019	272,873.25	272,360.25	272,857.91	1.920	1.930	500	05/15/2024
14043MAC5	12019	Capital One Prime Auto Rec		02/19/2020	1,545,173.70	1,530,401.84	1,544,845.20	1.600	1.615	684	11/15/2024
14043MAC5	12043	Capital One Prime Auto Rec		03/18/2020	1,802,702.65	1,785,468.81	1,772,563.72	1.600	2.360	684	11/15/2024
34531KAD4	11915	Ford Credit Auto Owner Trust		11/22/2019	480,395.70	479,747.17	480,368.13	1.300	1.283	439	03/15/2024
36258NAC6	11972	GM Financial		01/15/2020	378,660.53	376,331.77	378,571.36	1.840	1.858	624	09/16/2024
43813VAC2	11923	Hyundai Auto Rec Trust		11/26/2019	1,527,080.93	1,521,949.94	1,526,808.80	1.830	1.846	382	01/18/2024
43813RAC1	12024	Hyundai Auto Rec Trust		02/26/2020	2,357,395.50	2,335,636.74	2,356,933.45	1.610	1.625	477	04/22/2024
41284UAD6	11988	Harley Davidson Motorcycle		01/29/2020	209,558.30	209,082.60	209,512.60	1.870	1.887	653	10/15/2024
89233MAD5	11905	Toyota Auto Rec Owners Trust		11/13/2019	567,157.85	566,034.88	567,116.90	1.920	1.931	380	01/16/2024
<b>Subtotal and Average</b>			<b>12,119,290.35</b>		<b>10,628,605.88</b>	<b>10,563,797.73</b>	<b>10,596,958.20</b>		<b>1.772</b>	<b>554</b>	
<b>Municipal Bonds</b>											
072024WP3	12038	Bay Area Ca Tran		03/17/2020	10,000,000.00	9,736,900.00	10,264,600.00	2.254	1.570	456	04/01/2024



**Alameda County Investment Pool  
Portfolio Management  
Portfolio Details - Investments  
December 31, 2022**

CUSIP	Investment #	Issuer	Average Balance	Purchase Date	Par Value	Market Value	Book Value	Stated Rate	YTM 365	Days to Maturity	Maturity Date
<b>Municipal Bonds</b>											
072024WP3	12039	Bay Area Ca Tran		03/17/2020	10,000,000.00	9,736,900.00	10,264,600.00	2.254	1.575	456	04/01/2024
13063DRJ9	11878	St. of California		10/24/2019	5,000,000.00	4,931,800.00	5,100,050.00	2.400	1.870	273	10/01/2023
13032UB98	12692	California Health Facility		04/07/2022	1,000,000.00	972,870.00	1,000,000.00	2.670	2.671	517	06/01/2024
13032UC22	12693	California Health Facility		04/07/2022	2,715,000.00	2,607,295.95	2,715,000.00	2.991	2.992	882	06/01/2025
13032UC30	12694	California Health Facility		04/07/2022	2,500,000.00	2,363,000.00	2,500,000.00	3.044	3.045	1,247	06/01/2026
91412HGE7	12262	UNIVHGR		10/19/2020	9,580,000.00	8,786,009.60	9,661,525.80	0.883	0.721	865	05/15/2025
<b>Subtotal and Average</b>			<b>41,505,775.80</b>		<b>40,795,000.00</b>	<b>39,134,775.55</b>	<b>41,505,775.80</b>		<b>1.619</b>	<b>606</b>	
<b>Total and Average</b>			<b>9,247,337,597.79</b>		<b>9,413,401,605.88</b>	<b>9,103,377,844.10</b>	<b>9,380,624,269.81</b>		<b>2.523</b>	<b>466</b>	

**Alameda County Investment Pool  
Transaction Activity Report  
December 1, 2022 - December 31, 2022  
Sorted by Fund - Transaction Type  
All Funds**

Investment #	Fund	CUSIP	Inv Descrip	TransactionType	TransactionDate	Issuer	New Principal	Principal Paydowns	Interest	Total Cash
12883	100	023135CN4	AMAZON COM INC,	Purchase	12/01/2022	Amazon	14,999,100.00			-14,999,100.00
12884	100	023135CM6	AMAZON COM INC,	Purchase	12/01/2022	Amazon	14,989,950.00			-14,989,950.00
12885	100	3130AU2C7	FHLB 5.3% MAT	Purchase	12/06/2022	Federal Home Loan	15,000,000.00			-15,000,000.00
12886	100	313384DC0		Purchase	12/06/2022	Federal Home Loan	49,388,194.44			-49,388,194.44
12893	100	313384CP2		Purchase	12/08/2022	Federal Home Loan	49,488,819.44			-49,488,819.44
12895	100	SYS12895	CTRLIQ 3.8%	Purchase	12/09/2022	CalTRUST - Liquidity	100,000,000.00			-100,000,000.00
12896	100	3130AU5Q3	FHLB 5.2% MAT	Purchase	12/13/2022	Federal Home Loan	20,000,000.00			-20,000,000.00
12898	100	3134GY6B3	FEDERAL HOME LN	Purchase	12/14/2022	Federal Home Loan	25,000,000.00			-25,000,000.00
12900	100	313384BW8	FHLBDN DISC NOTE	Purchase	12/15/2022	Federal Home Loan	49,643,319.44			-49,643,319.44
12904	100	313384BX6	FHLBDN DISC NOTE	Purchase	12/16/2022	Federal Home Loan	49,642,472.22			-49,642,472.22
12901	100	3134GY7M8	FEDERAL HOME LN	Purchase	12/16/2022	Federal Home Loan	25,000,000.00			-25,000,000.00
12905	100	313384JQ3	FHLBDN ZERO CPN	Purchase	12/19/2022	Federal Home Loan	48,613,000.00			-48,613,000.00
12906	100	313384JQ3	FHLBDN ZERO CPN	Purchase	12/19/2022	Federal Home Loan	48,613,000.00			-48,613,000.00
12908	100	3134GYAA0	FEDERAL HOME LN	Purchase	12/20/2022	Federal Home Loan	25,000,000.00			-25,000,000.00
12907	100	3135GADM0	FNMA 5.0% MAT	Purchase	12/20/2022	Federal National Mtg	15,000,000.00			-15,000,000.00
12909	100	3130AUCS1	FEDERAL HOME	Purchase	12/21/2022	Federal Home Loan	5,000,000.00			-5,000,000.00
12910	100	3134GYAW2	FEDERAL HOME LN	Purchase	12/22/2022	Federal Home Loan	25,000,000.00			-25,000,000.00
12911	100	3135GADS7	FNMA 5.0% MAT	Purchase	12/23/2022	Federal National Mtg	20,000,000.00			-20,000,000.00
11342	100	931142DU4	WAL-MART STORES	Redemption	12/15/2022	Walmart		5,000,000.00		5,000,000.00
11856	100	02007RAC3	ALLYA 1.93% MAT	Redemption	12/15/2022	Ally Auto Receivable		266,199.69		266,199.69
11859	100	14043TAF3	COPAR 1.92% MAT	Redemption	12/15/2022	Capital One Prime Au		152,452.85		152,452.85
11861	100	58769TAD7	MBART 1.94% MAT	Redemption	12/15/2022	Mercedes Benz Auto		229,008.43		229,008.43
11894	100	44891JAC2	HART 1.94% MAT	Redemption	12/15/2022	Hyundai Auto Rec Tru		16,767.52		16,767.52
11905	100	89233MAD5	TAOT 1.92% MAT	Redemption	12/15/2022	Toyota Auto Rec		261,731.26		261,731.26
11915	100	34531KAD4	FORDO 1.3% MAT	Redemption	12/15/2022	Ford Credit Auto Own		330,804.00		330,804.00
11942	100	02007TAC9	ALLYA 1.84% MAT	Redemption	12/15/2022	Ally Auto Receivable		96,930.05		96,930.05
11977	100	14315XAC2	CARMX 1.3% MAT	Redemption	12/15/2022	CarMax Auto Owner		110,841.21		110,841.21
11988	100	41284UAD6	HDMOT 1.87% MAT	Redemption	12/15/2022	Harley Davidson Moto		81,567.16		81,567.16
12019	100	14043MAC5	COPAR 1.6% MAT	Redemption	12/15/2022	Capital One Prime Au		224,673.24		224,673.24
12043	100	14043MAC5	COPAR 1.6% MAT	Redemption	12/15/2022	Capital One Prime Au		262,118.78		262,118.78
11797	100	36257PAD0	GM 1.3% MAT	Redemption	12/16/2022	GM Financial		35,447.08		35,447.08
11798	100	477870AC3	JDOT 2.21% MAT	Redemption	12/16/2022	John Deere Owner		2,913.37		2,913.37
11972	100	36258NAC6	GMCAR 1.84% MAT	Redemption	12/16/2022	GM Financial		74,239.25		74,239.25
11760	100	14042WAC4	COPAR 2.51% MAT	Redemption	12/17/2022	Capital One Prime Au				0.00

Portfolio POOL

RC

**Alameda County Investment Pool  
Transaction Activity Report  
Sorted by Fund - Transaction Type**

Investment #	Fund	CUSIP	Inv Descrip	TransactionType	TransactionDate	Issuer	New Principal	Principal Paydowns	Interest	Total Cash
11923	100	43813VAC2	HART 1.83% MAT	Redemption	12/19/2022	Hyundai Auto Rec Tru		497,310.57		497,310.57
12024	100	43813RAC1	HART 1.61% MAT	Redemption	12/21/2022	Hyundai Auto Rec Tru		407,796.90		407,796.90
11342	100	931142DU4	WAL-MART STORES	Interest	12/15/2022	Walmart			58,750.00	58,750.00
11520	100	3137EAEN5	FEDERAL HOME LN	Interest	12/19/2022	Federal Home Loan			206,250.00	206,250.00
11536	100	931142EK5	WALMART INC, SR	Interest	12/27/2022	Walmart			34,000.00	34,000.00
11778	100	3133EKQU3	FEDERAL FARM CR	Interest	12/13/2022	Federal Farm Credit			292,500.00	292,500.00
11935	100	90331HPF4	USB 1.95% MAT	Interest	12/09/2022	US BANK			195,000.00	195,000.00
11956	100	31422BQW3	FAMCA 1.74% MAT	Interest	12/20/2022	Farmer Mac			348,000.00	348,000.00
12162	100	023135BQ8	AMZN 0.8% MAT	Interest	12/05/2022	Amazon			20,000.00	20,000.00
12163	100	023135BQ8	AMZN 0.8% MAT	Interest	12/05/2022	Amazon			20,000.00	20,000.00
12166	100	023135BQ8	AMZN 0.8% MAT	Interest	12/05/2022	Amazon			40,000.00	40,000.00
12171	100	3135G04Z3	FNMA 0.5% MAT	Interest	12/19/2022	Federal National Mtg			50,000.00	50,000.00
12172	100	3135G04Z3	FNMA 0.5% MAT	Interest	12/19/2022	Federal National Mtg			37,500.00	37,500.00
12179	100	31422BG53	FHLMC 0.35% MAT	Interest	12/29/2022	Federal Home Loan			26,250.00	26,250.00
12181	100	3136G4XV0	FEDERAL NATL MTG	Interest	12/30/2022	Federal National Mtg			54,750.00	54,750.00
12331	100	3137EAF2	FEDERAL HOME LN	Interest	12/05/2022	Federal Home Loan			18,750.00	18,750.00
12332	100	3137EAF2	FEDERAL HOME LN	Interest	12/05/2022	Federal Home Loan			12,500.00	12,500.00
12336	100	06368EA36	BANK OF	Interest	12/08/2022	Bank of Montreal			22,500.00	22,500.00
12343	100	3135GAA76	FEDERAL NATL MTG	Interest	12/09/2022	Federal National Mtg			54,000.00	54,000.00
12355	100	3135GABT7	FEDERAL NATL MTG	Interest	12/16/2022	Federal National Mtg			50,000.00	50,000.00
12356	100	3135GA7L9	FEDERAL NATL MTG	Interest	12/16/2022	Federal National Mtg			50,000.00	50,000.00
12359	100	3134GXHD9	FEDERAL HOME LN	Interest	12/23/2022	Federal Home Loan			35,000.00	35,000.00
12455	100	46647PCH7	JPM 0.824% MAT	Interest	12/01/2022	J.P. Morgan			20,600.00	20,600.00
12459	100	48128G3V0	JPM 1.15% MAT	Interest	12/12/2022	J.P. Morgan			57,500.00	57,500.00
12464	100	89236TJH9	TOYOTA MTR CR	Interest	12/19/2022	Toyota Motor Credit			37,500.00	37,500.00
12466	100	3130AMUP5	FEDERAL HOME	Interest	12/23/2022	Federal Home Loan			37,500.00	37,500.00
12476	100	3130AMU75	FEDERAL HOME	Interest	12/27/2022	Federal Home Loan			50,000.00	50,000.00
12482	100	06048WM64	BK OF AMERICA	Interest	12/27/2022	Bank of America Corp			60,000.00	60,000.00
12497	100	3130ANWJ5	FEDERAL HOME	Interest	12/12/2022	Federal Home Loan			90,000.00	90,000.00
12517	100	06048WP46	BK OF AMERICA	Interest	12/27/2022	Bank of America Corp			18,750.00	18,750.00
12585	100	3130APW43	FEDERAL HOME	Interest	12/02/2022	Federal Home Loan			60,937.50	60,937.50
12586	100	3130APW84	FEDERAL HOME	Interest	12/05/2022	Federal Home Loan			75,000.00	75,000.00
12589	100	3130APXL4	FEDERAL HOME	Interest	12/12/2022	Federal Home Loan			137,500.00	137,500.00
12591	100	89114TZK1	TORONTO	Interest	12/13/2022	Toronto Dominion			62,500.00	62,500.00
12594	100	3130APXT7	FEDERAL HOME	Interest	12/19/2022	Federal Home Loan			80,000.00	80,000.00
12598	100	3130AQF57	FHLB 0.625% MAT	Interest	12/22/2022	Federal Home Loan			78,125.00	78,125.00
12599	100	3130AQF40	FEDERAL HOME	Interest	12/20/2022	Federal Home Loan			125,000.00	125,000.00
12600	100	3130AQF65	FHLB 1.25% MAT	Interest	12/21/2022	Federal Home Loan			156,250.00	156,250.00
12602	100	3130AQ4D2	FEDERAL HOME	Interest	12/27/2022	Federal Home Loan			47,812.50	47,812.50
12603	100	3133ENHW3	FEDERAL FARM CR	Interest	12/23/2022	Federal Farm Credit			146,250.00	146,250.00

**Alameda County Investment Pool  
Transaction Activity Report  
Sorted by Fund - Transaction Type**

Investment #	Fund	CUSIP	Inv Descrip	TransactionType	TransactionDate	Issuer	New Principal	Principal Paydowns	Interest	Total Cash
12607	100	3130AQ2Z5	FEDERAL HOME	Interest	12/27/2022	Federal Home Loan			187,500.00	<b>187,500.00</b>
12608	100	3130AQ7M9	FEDERAL HOME	Interest	12/27/2022	Federal Home Loan			156,250.00	<b>156,250.00</b>
12609	100	3130AQFC2	FEDERAL HOME	Interest	12/27/2022	Federal Home Loan			125,000.00	<b>125,000.00</b>
12610	100	3130AQ6F5	FHLB 0.8% MAT	Interest	12/28/2022	Federal Home Loan			40,000.00	<b>40,000.00</b>
12611	100	3130QA29	FEDERAL HOME	Interest	12/28/2022	Federal Home Loan			92,250.00	<b>92,250.00</b>
12613	100	3130AQDR1	FEDERAL HOME	Interest	12/28/2022	Federal Home Loan			125,000.00	<b>125,000.00</b>
12614	100	3130AQDQ3	FEDERAL HOME	Interest	12/30/2022	Federal Home Loan			91,500.00	<b>91,500.00</b>
12615	100	3130AQ5S8	FEDERAL HOME	Interest	12/30/2022	Federal Home Loan			156,250.00	<b>156,250.00</b>
12616	100	3130AQFD0	FEDERAL HOME	Interest	12/30/2022	Federal Home Loan			132,500.00	<b>132,500.00</b>
12617	100	3130AQQY3	FEDERAL HOME	Interest	12/30/2022	Federal Home Loan			128,750.00	<b>128,750.00</b>
12640	100	SYS12640	EWEST 0.15% MAT	Interest	12/06/2022	East West Bank			33,000.00	<b>33,000.00</b>
12660	100	SYS12660	SELFHP 1.% MAT	Interest	12/14/2022	Self-Help Federal Cr		191.67		<b>191.67</b>
12666	100	3130AMU67	FEDERAL HOME	Interest	12/28/2022	Federal Home Loan			40,000.00	<b>40,000.00</b>
12679	100	67066GAL8	NVDA 0.584% MAT	Interest	12/14/2022	NVIDIA			58,400.00	<b>58,400.00</b>
12690	100	31422XXA5	FEDERAL AGRIC	Interest	12/28/2022	Farmer Mac			257,000.00	<b>257,000.00</b>
12692	100	13032UB98	CALIFORNIA	Interest	12/01/2022	California Health Fa			13,350.00	<b>13,350.00</b>
12693	100	13032UC22	CALIFORNIA	Interest	12/01/2022	California Health Fa			40,602.83	<b>40,602.83</b>
12694	100	13032UC30	CALIFORNIA	Interest	12/01/2022	California Health Fa			38,050.00	<b>38,050.00</b>
12708	100	SYS12708	FREMNT 0.15% MAT	Interest	12/02/2022	Fremont Bank			857.25	<b>857.25</b>
12742	100	SYS12742	UB-LOC 0.5% MAT	Interest	12/10/2022	Union Bank - LOC			2,083.33	<b>2,083.33</b>
12745	100	3130ASDS5	FEDERAL HOME	Interest	12/28/2022	Federal Home Loan			302,500.00	<b>302,500.00</b>
12746	100	06368D3S1	BMO 3.7% MAT	Interest	12/07/2022	Bank of Montreal			111,000.00	<b>111,000.00</b>
12748	100	3130ASC49	FEDERAL HOME	Interest	12/27/2022	Federal Home Loan			183,041.67	<b>183,041.67</b>
12754	100	3130ASKE8	FEDERAL HOME	Interest	12/28/2022	Federal Home Loan			247,500.00	<b>247,500.00</b>
12755	100	3133ENZS2	FEDERAL FARM CR	Interest	12/28/2022	Federal Farm Credit			155,000.00	<b>155,000.00</b>
12756	100	3130ASKJ7	FEDERAL HOME	Interest	12/28/2022	Federal Home Loan			350,000.00	<b>350,000.00</b>
12757	100	3130ASKF5	FEDERAL HOME	Interest	12/30/2022	Federal Home Loan			150,000.00	<b>150,000.00</b>
12758	100	89236TKC8	TOYOTA MTR CR	Interest	12/30/2022	Toyota Motor Credit			197,500.00	<b>197,500.00</b>
12761	100	3130AS5R6	FEDERAL HOME	Interest	12/14/2022	Federal Home Loan			281,250.00	<b>281,250.00</b>
12767	100	SYS12767	EWEST 3.% MAT	Interest	12/06/2022	East West Bank			62,499.98	<b>62,499.98</b>
12797	100	SYS12797	BANKSF 3.03% MAT	Interest	12/04/2022	Bank of San Francisc			12,625.00	<b>12,625.00</b>
12798	100	SYS12798	EWEST 2.9% MAT	Interest	12/06/2022	East West Bank			48,333.36	<b>48,333.36</b>
12817	100	SYS12817	CBB 4.% MAT	Interest	12/08/2022	Community Bank of th			102,222.22	<b>102,222.22</b>
12818	100	SYS12818	BRIDGE 4.% MAT	Interest	12/05/2022	Bridge Bank			82,191.75	<b>82,191.75</b>
12821	100	SYS12821	SIGNA 3.85% MAT	Interest	12/05/2022	Signature Bank			63,384.56	<b>63,384.56</b>
11856	100	02007RAC3	ALLYA 1.93% MAT	Interest	12/15/2022	Ally Auto Receivable			1,012.50	<b>1,012.50</b>
11859	100	14043TAF3	COPAR 1.92% MAT	Interest	12/15/2022	Capital One Prime Au			680.52	<b>680.52</b>
11861	100	58769TAD7	MBART 1.94% MAT	Interest	12/15/2022	Mercedez Benz Auto			370.23	<b>370.23</b>
11894	100	44891JAC2	HART 1.94% MAT	Interest	12/15/2022	Hyundai Auto Rec Tru			27.11	<b>27.11</b>
11905	100	89233MAD5	TAOT 1.92% MAT	Interest	12/15/2022	Toyota Auto Rec			1,326.22	<b>1,326.22</b>

**Alameda County Investment Pool  
Transaction Activity Report  
Sorted by Fund - Transaction Type**

Investment #	Fund	CUSIP	Inv Descrip	TransactionType	TransactionDate	Issuer	New Principal	Principal Paydowns	Interest	Total Cash
11915	100	34531KAD4	FORDO 1.3% MAT	Interest	12/15/2022	Ford Credit Auto Own			1,264.12	<b>1,264.12</b>
11942	100	02007TAC9	ALLYA 1.84% MAT	Interest	12/15/2022	Ally Auto Receivable			371.73	<b>371.73</b>
11977	100	14315XAC2	CARMX 1.3% MAT	Interest	12/15/2022	CarMax Auto Owner			1,716.13	<b>1,716.13</b>
11988	100	41284UAD6	HDMOT 1.87% MAT	Interest	12/15/2022	Harley Davidson Moto			453.67	<b>453.67</b>
12019	100	14043MAC5	COPAR 1.6% MAT	Interest	12/15/2022	Capital One Prime Au			2,359.79	<b>2,359.79</b>
12043	100	14043MAC5	COPAR 1.6% MAT	Interest	12/15/2022	Capital One Prime Au			2,753.09	<b>2,753.09</b>
11797	100	36257PAD0	GM 1.3% MAT	Interest	12/16/2022	GM Financial			64.40	<b>64.40</b>
11798	100	477870AC3	JDOT 2.21% MAT	Interest	12/16/2022	John Deere Owner			5.37	<b>5.37</b>
11972	100	36258NAC6	GMCAR 1.84% MAT	Interest	12/16/2022	GM Financial			694.45	<b>694.45</b>
11760	100	14042WAC4	COPAR 2.51% MAT	Interest	12/17/2022	Capital One Prime Au				<b>0.00</b>
11923	100	43813VAC2	HART 1.83% MAT	Interest	12/19/2022	Hyundai Auto Rec Tru			3,087.19	<b>3,087.19</b>
12024	100	43813RAC1	HART 1.61% MAT	Interest	12/21/2022	Hyundai Auto Rec Tru			3,709.97	<b>3,709.97</b>
<b>Totals for General Fund</b>							<b>600,377,855.54</b>	<b>8,050,801.36</b>	<b>7,054,455.11</b>	<b>-585,272,599.07</b>
<b>Grand Total</b>							<b>600,377,855.54</b>	<b>8,050,801.36</b>	<b>7,054,455.11</b>	<b>-585,272,599.07</b>