



T R E A S U R E R - T A X C O L L E C T O R

HENRY C. LEVY  
TREASURER - TAX COLLECTOR

November 30, 2021

Board of Supervisors  
County of Alameda  
1221 Oak Street, 5<sup>th</sup> Floor  
Oakland, CA 94612

Dear Board Members:

**RE: Investment Report – October 2021**

In accordance with the Treasurer's investment policy, submitted herewith is a report of the cash pool investments for the month of October 2021. Enclosed with this report is a detailed composition of all outstanding investments by securities category as of October 31, 2021. This report reflects the market value and cost of purchase. All investments in the Treasurer's investment portfolio conform to the statutory requirements of Government Code Section 53601 et. seq., authorities delegated by the County Board of Supervisors and the Treasurer's investment policy.

As of October 31, 2021

Treasurer's Investment Pool – Book Value	\$ 6,627,626,888
Treasurer's Investment Pool – Market Value	6,652,273,990
Total Cash in Bank	46,286,552
Total interest received during the month	5,982,731
Average Maturity of the portfolio	603 days
Annualized cash basis rate of return for the month	1.10%

Liquidity Summary of the Portfolio as of October 31, 2021

Maturity	Amount	Percentage Held
1 to 90 days	\$ 1,324,221,576	19.98%
91 to 365 days	1,923,346,347	29.02%
2 years	976,904,003	14.74%
3 years	986,953,082	14.89%
4 years	833,367,205	12.57%
5 years	582,834,674	8.79%
<b>Total</b>	<b>6,627,626,888</b>	<b>100.00%</b>

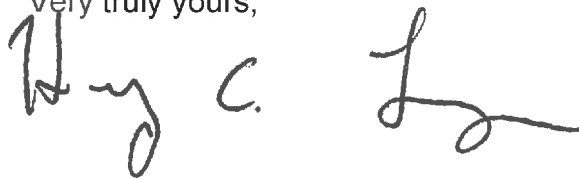
Conclusion

Based on investment activity during the month of October 2021, the Treasurer expects to meet all operating cash needs for the pool participants within the next six months from the portfolio's most liquid assets and current revenues. For your review, a copy of the Investment Status Report and transaction details for the month of October 2021 is attached and on file with the Office of the Clerk of the Board of Supervisors.

Vision 2026 Goal

The Investment Report meets the 10x goal of **Accessible Infrastructure** in support of our shared vision of **Prosperous and Vibrant Economy**.

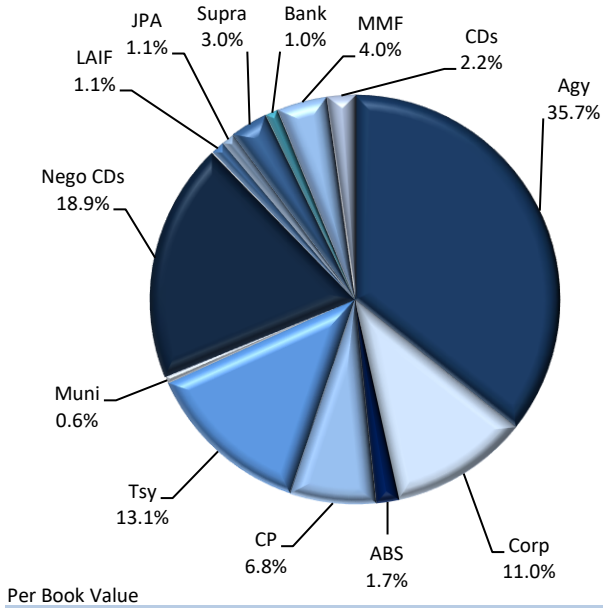
Very truly yours,

A handwritten signature in black ink, appearing to read "Henry C. Levy". The signature is written in a cursive style with a large initial "H" and a long horizontal stroke at the end.

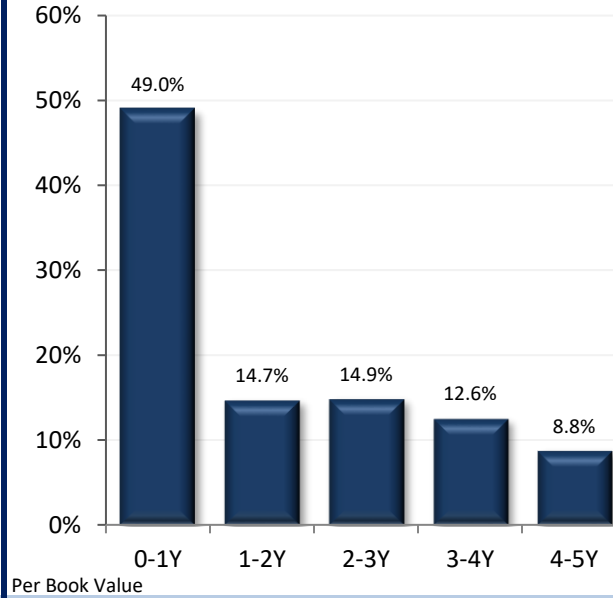
Henry C. Levy  
Treasurer – Tax Collector

cc: Susan Muranishi, County Administrator  
Melissa Wilk, Auditor-Controller  
School District and Special District Participants  
Members of the Treasury Oversight Committee

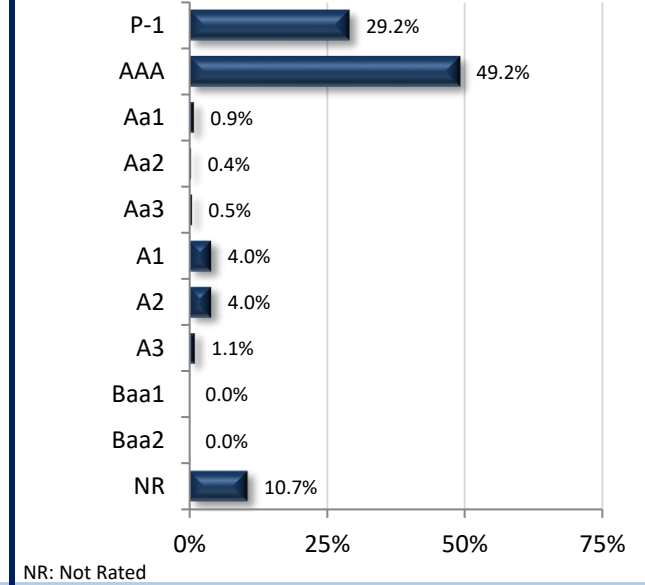
**SECTOR ALLOCATION**



**MATURITY DISTRIBUTION**



**CREDIT QUALITY (MOODY'S)**



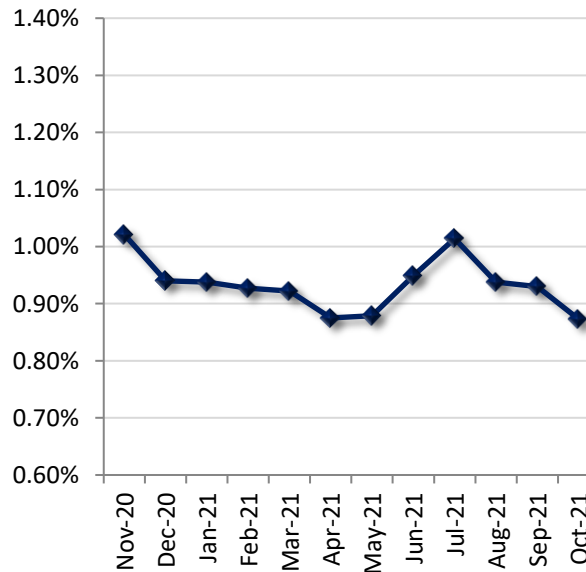
**ACCOUNT SUMMARY**

	10/31/21	9/30/21
<b>Market Value</b>	\$6,652,273,990	\$6,382,266,108
<b>Book Value*</b>	\$6,627,626,888	\$6,336,360,657
<b>Unrealized G/L</b>	\$24,647,103	\$45,905,451
<b>Par Value</b>	\$6,632,738,444	\$6,341,218,292
<b>Net Asset Value</b>	\$100.372	\$100.724
<b>Book Yield</b>	0.87%	0.93%
<b>Years to Maturity</b>	1.65	1.71
<b>Effective Duration</b>	1.53	1.42

\*Book Value is not Amortized

\*\*Note: 50mm maturity on 8/31 was credited the following business day and will show on our September 2019 reports.

**PORTFOLIO BOOK YIELD HISTORY**



**TOP ISSUERS**

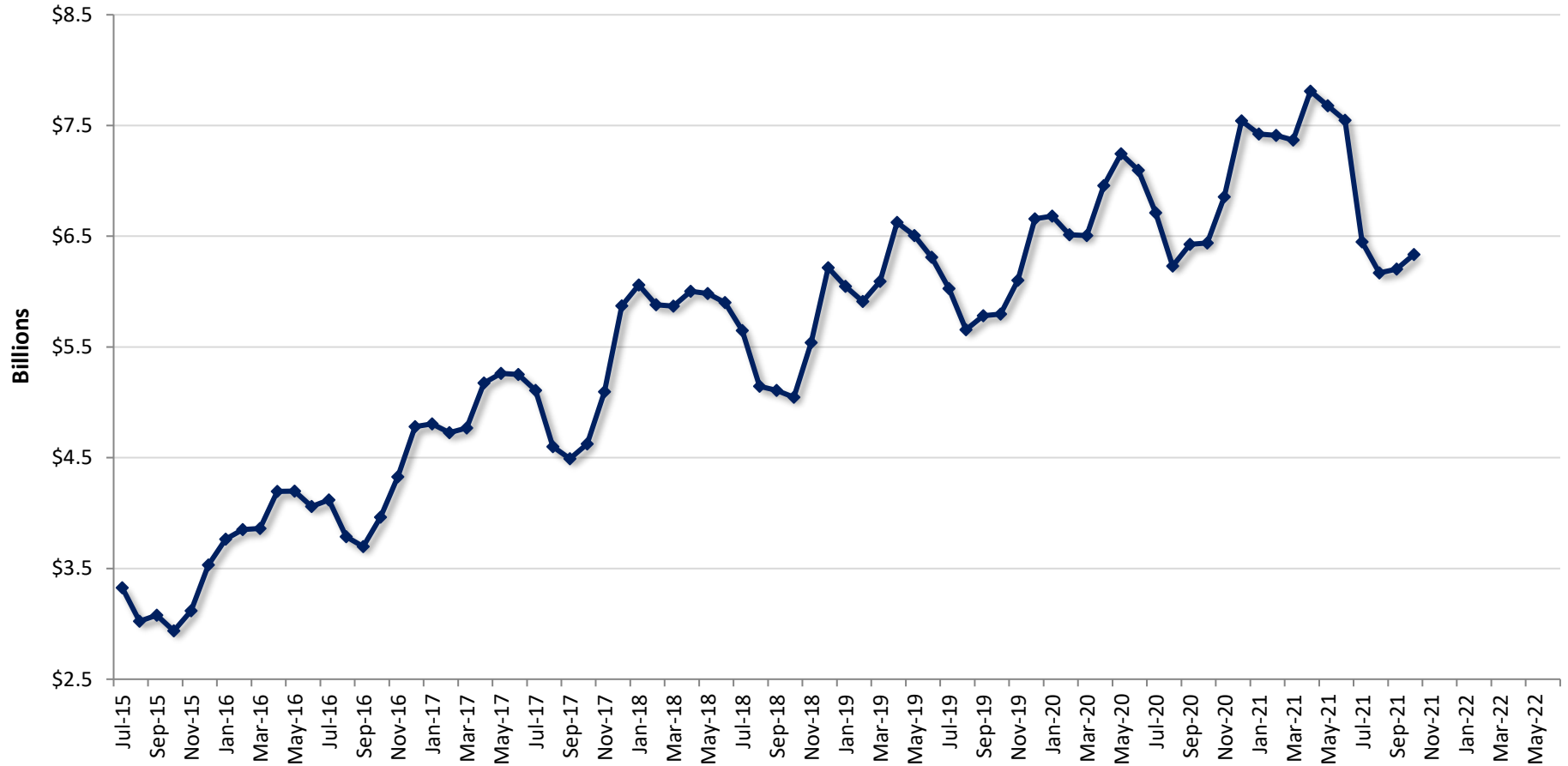
Issuer	% Portfolio
U.S. Treasury	10.1%
Federal National Mtg Assn	9.8%
Federal Home Loan Bank	9.6%
Bank of Montreal	7.1%
Federal Home Loan Mtg Corp	6.3%
FARMER MAC	5.6%
J.P. Morgan	4.5%
Federal Farm Credit Bank	4.3%
TOYOTA MOTOR CREDIT CORP	3.8%
Royal Bank CN	3.8%
Toronto Dominion Bank	3.3%
SWEDISH BANK NY	2.3%
National Australia Bank	2.2%
International Bank Recon & D	1.6%
Bank of Nova Scotia	1.5%

Per Book Value

Item / Sector	Parameters	In Compliance
Weighted Average Maturity	Maximum WAM of 3.0 years	Yes 1.65 yrs
U.S. Treasury and Federal Agency Obligations	No sector limit; no issuer limit; max maturity 5 years	Yes 48.8%
Debt Issued by State of CA and Local Agencies within the State	20% limit; 5% issuer limit; Minimum rating of A by at least one NRSRO; max maturity 5 years	Yes 0.6%
LAIF	Maximum amount permitted by LAIF (currently \$75 million limit)	Yes \$72 Mil
Joint Powers Authority (CAMP)	Max Limit: Twice the limit of LAIF deposits (currently \$150 million limit)	Yes \$30 Mil
Joint Powers Authority (CalTrust)	Max Limit: Twice the limit of LAIF deposits (currently \$150 million limit)	Yes \$40 Mil
Money Market Mutual Funds	20% limit; 10% per fund limit; SEC registered with stable NAV; Rated AAAM or equivalent by at least two of the three rating agencies or meet advisor requirements	Yes 4.0%
Commercial Paper (Includes Asset Backed)	25% sector limit; 10% combined issuer limit; Max maturity of 270 days; Rated A-1, P-1, or F-1; Total assets over \$500mm; Asset Backed CP Must have program-wide credit enhancements	Yes 6.8%
Negotiable CDs	30% limit; 10% combined issuer limit; Minimum rating of A by rating agency if issued by domestic bank; Minimum rating of AA if a U.S. branch of a foreign bank; Max maturity of 1 year	Yes 18.9%
Collateralized/FDIC - Insured Time Deposits	Time deposits with banks and savings and loans associations located with the State, collateralized according to Government code	Yes 2.2%
Collateralized Money Market Bank Accounts	Deposit funds in interest-bearing active collateralized money market bank accounts	Yes 1.0%
Medium-Term Notes	30% limit; 10% combined issuer limit, Max maturity 5 years; Minimum rating of A or better by two NRSRO's	Yes 11.0%
Asset-Backed Securities	20% limit; 5% issuer limit; Max maturity of 5 years; Minimum rating of AA or better by rating agency	Yes 1.7%
Repurchase Agreement	20% limit; Max maturity of 180 days; Must have 102% collateral; Collateral of agency and treasuries with final maturity not to exceed 5 years	Yes 0.0%
Supranationals	30% limit; 15% issuer limit; Only IBRD, IFC, IADB; Max Maturity 5 years; Minimum rating of AA by a rating agency; max maturity of 5 years	Yes 3.0%
Floaters, Structured Notes, Derivatives	15% limit for treasuries, agencies, and munis	Yes 0.0%

## Historical Book Values 10/31/2021

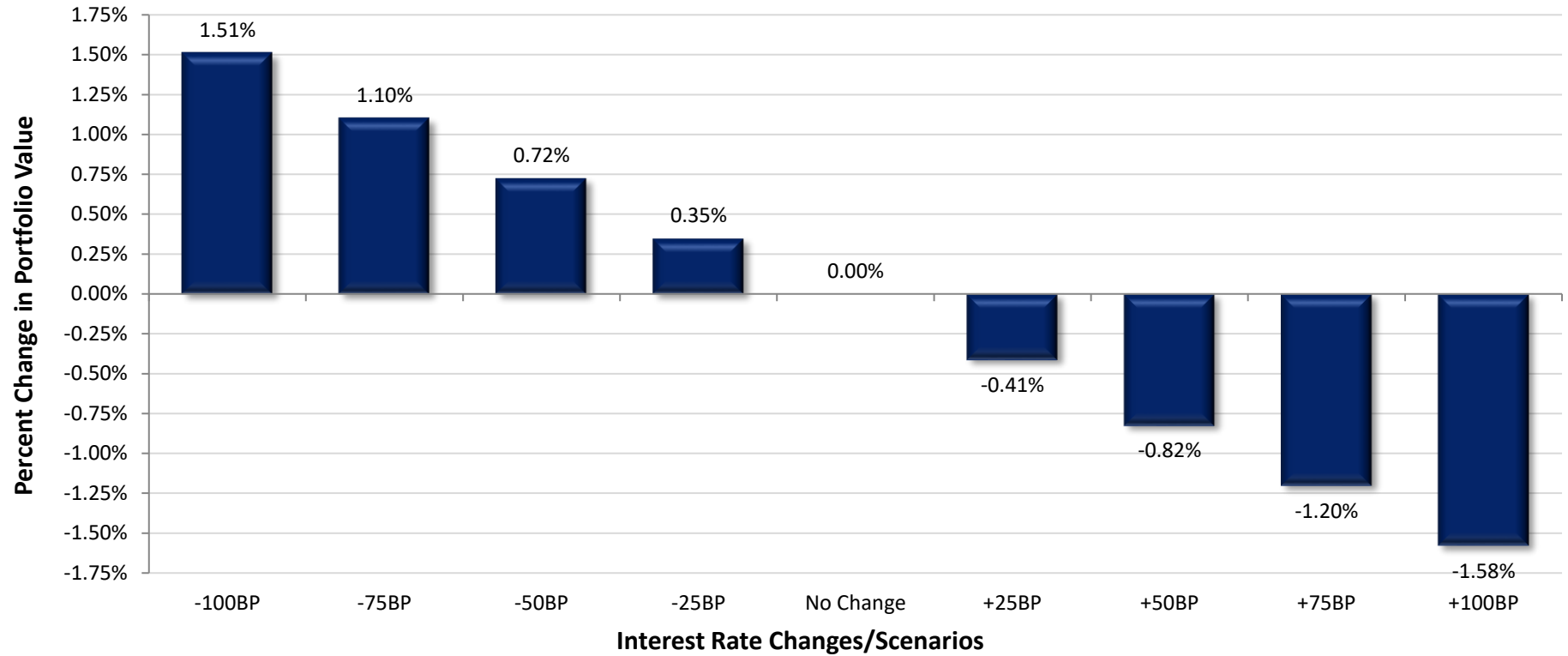
County of Alameda



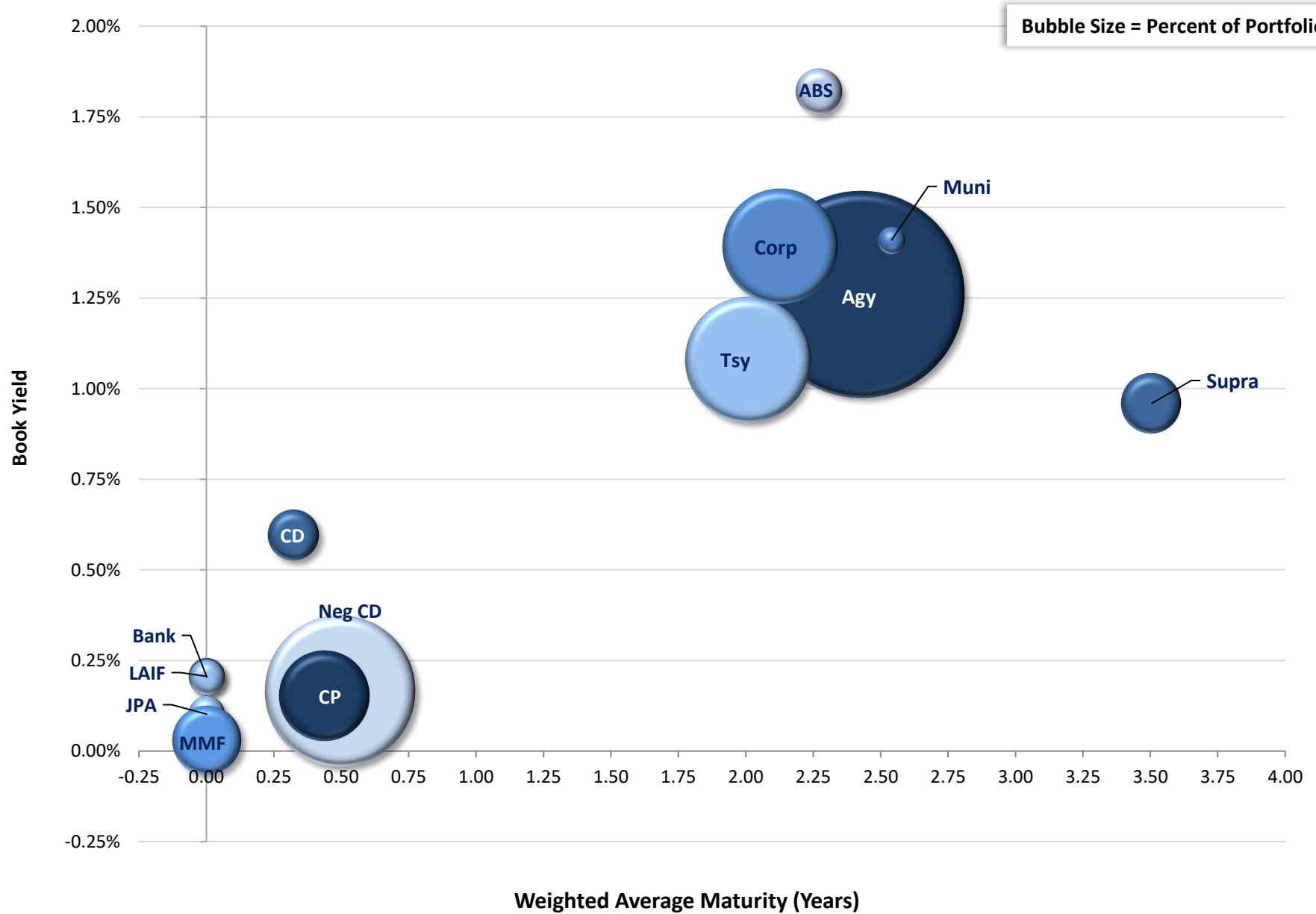
	Jul	Aug	Sep	Oct	Nov	Dec	Jan	Feb	Mar	Apr	May	Jun
<b>Fiscal Year 2016</b>	\$3.325	\$3.023	\$3.078	\$2.936	\$3.117	\$3.530	\$3.747	\$3.852	\$3.862	\$4.195	\$4.199	\$4.060
<b>Fiscal Year 2017</b>	\$4.120	\$3.786	\$3.698	\$3.962	\$4.328	\$4.781	\$4.807	\$4.726	\$4.767	\$5.174	\$5.263	\$5.253
<b>Fiscal Year 2018</b>	\$5.107	\$4.600	\$4.490	\$4.625	\$5.096	\$5.818	\$6.011	\$5.881	\$5.868	\$6.002	\$5.984	\$5.901
<b>Fiscal Year 2019</b>	\$5.648	\$5.146	\$5.108	\$5.047	\$5.540	\$6.217	\$6.047	\$5.912	\$6.093	\$6.626	\$6.507	\$6.311
<b>Fiscal Year 2020</b>	\$6.029	\$5.655	\$5.782	\$5.797	\$6.103	\$6.658	\$6.682	\$6.513	\$6.507	\$6.958	\$7.246	\$7.096
<b>Fiscal Year 2021</b>	\$6.711	\$6.231	\$6.426	\$6.439	\$6.857	\$7.543	\$7.422	\$7.412	\$7.369	\$7.811	\$7.680	\$7.546
<b>Fiscal Year 2022</b>	\$6.449	\$6.168	\$6.204	\$6.335								

Figures in Billions, Average Daily Balance

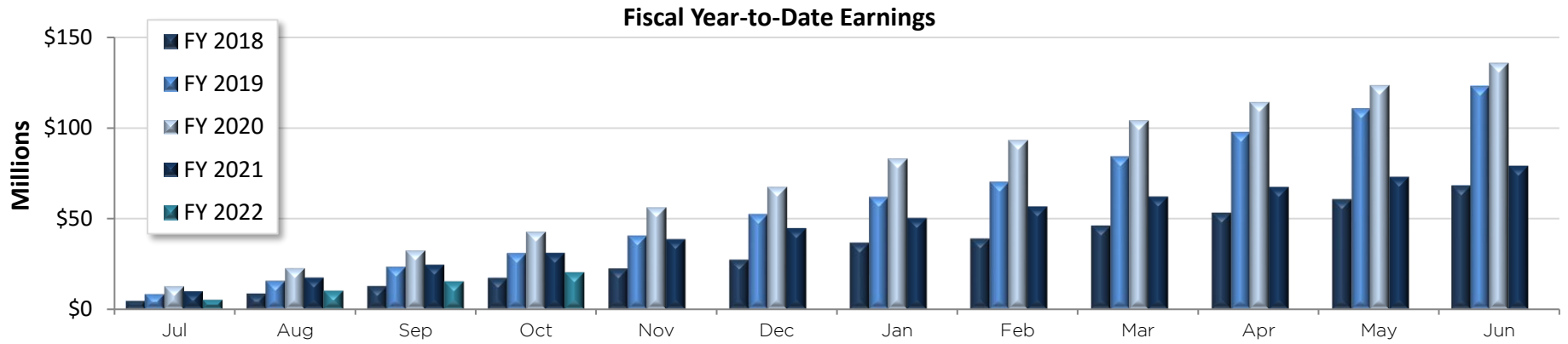
Instantaneous Interest Rate Changes and Approximate Change in Portfolio's Market Value



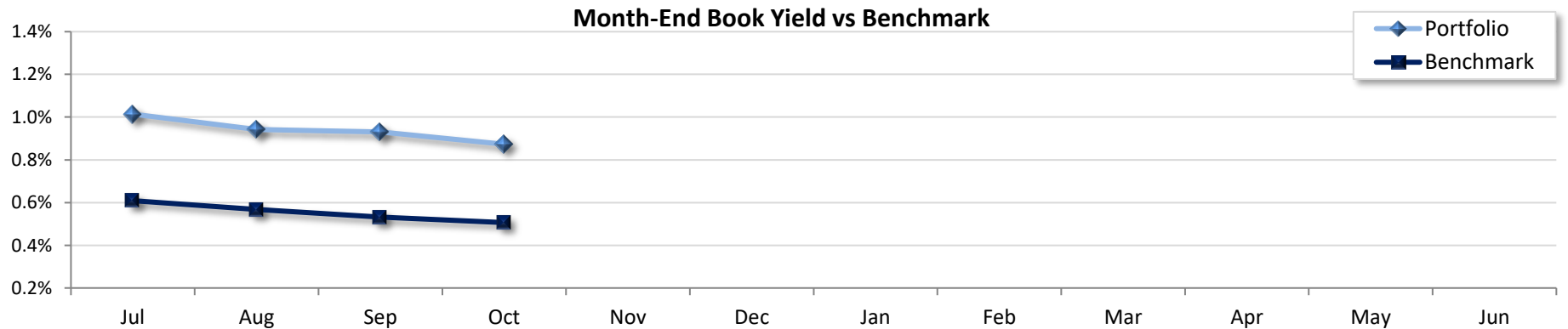
Int. Rate Change	Portfolio Value	Value Change	Percent Change
-100 Basis Points	\$6,752,723,327	\$100,449,337	1.51%
-75 Basis Points	\$6,725,602,006	\$73,328,016	1.10%
-50 Basis Points	\$6,700,489,672	\$48,215,682	0.72%
-25 Basis Points	\$6,675,377,338	\$23,103,348	0.35%
No Change	\$6,652,273,990	\$0	0.00%
+25 Basis Points	\$6,624,946,449	-\$27,327,542	-0.41%
+50 Basis Points	\$6,597,618,907	-\$54,655,083	-0.82%
+75 Basis Points	\$6,572,393,484	-\$79,880,506	-1.20%
+100 Basis Points	\$6,547,168,061	-\$105,105,929	-1.58%



\*Note: Excludes Cash Balance



Fiscal YTD (\$Mil)	Jul	Aug	Sep	Oct	Nov	Dec	Jan	Feb	Mar	Apr	May	Jun
<b>FY 2018</b>	\$4.6	\$8.7	\$12.8	\$17.3	\$22.4	\$27.3	\$36.5	\$38.8	\$45.9	\$53.0	\$60.3	\$67.8
<b>FY 2019</b>	\$8.4	\$15.8	\$23.5	\$31.1	\$40.7	\$52.6	\$62.1	\$70.3	\$84.4	\$97.7	\$110.6	\$123.0
<b>FY 2020</b>	\$12.7	\$22.7	\$32.4	\$42.8	\$56.2	\$67.5	\$83.2	\$93.3	\$104.2	\$114.2	\$123.6	\$135.9
<b>FY 2021</b>	\$9.9	\$17.5	\$24.4	\$31.0	\$38.5	\$44.5	\$50.1	\$56.3	\$61.7	\$67.1	\$72.6	\$78.7
<b>FY 2022</b>	\$5.3	\$10.2	\$15.4	\$20.3								

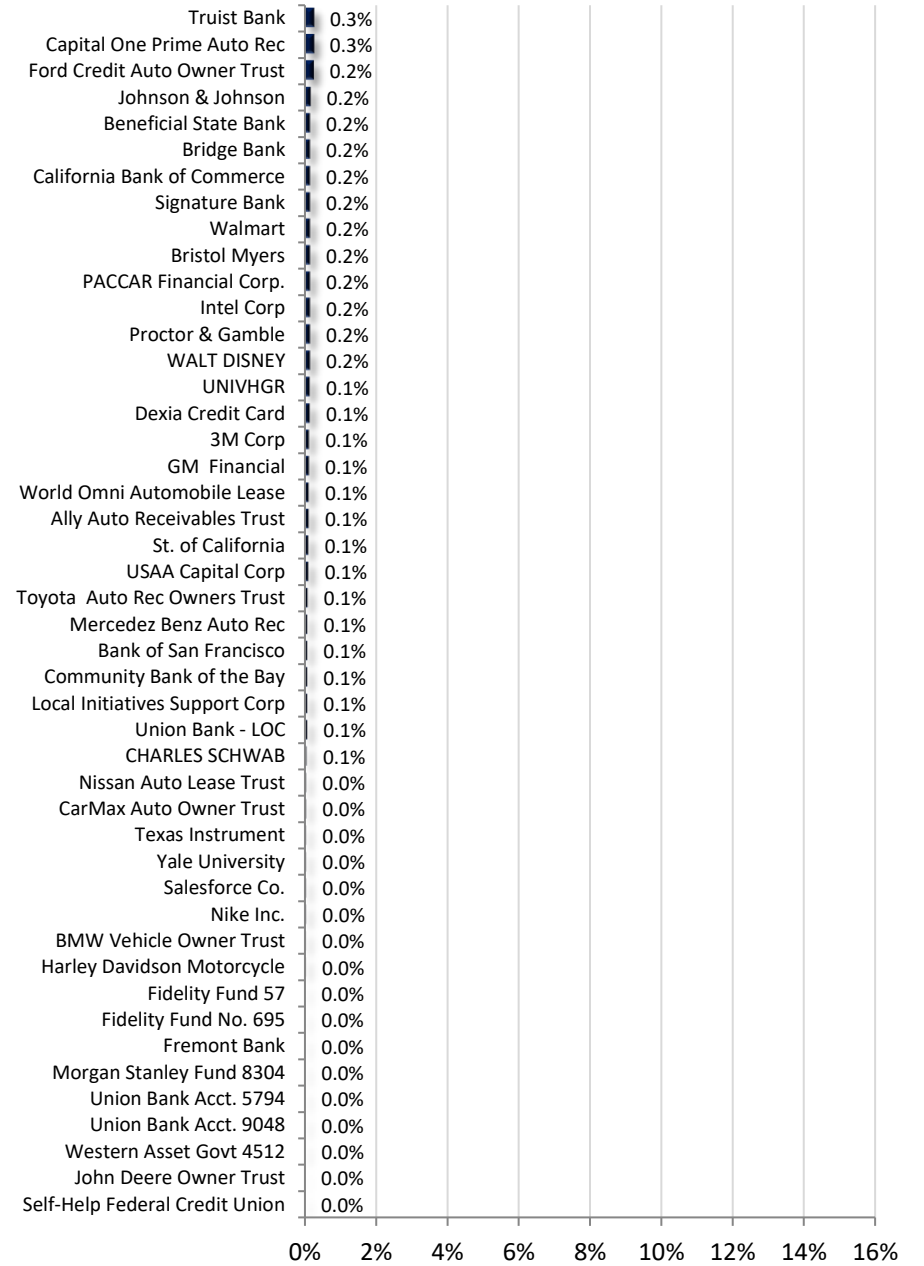
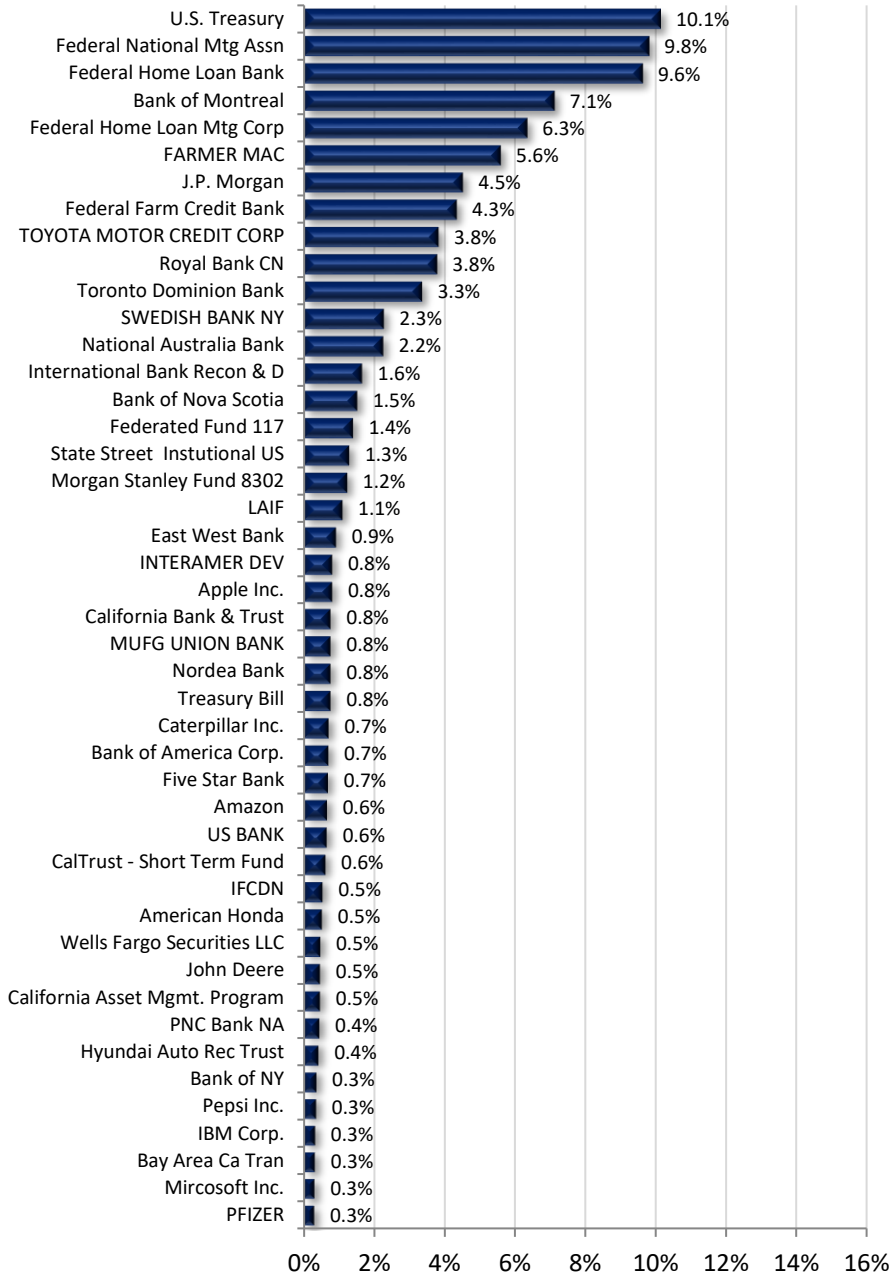


	Jul	Aug	Sep	Oct	Nov	Dec	Jan	Feb	Mar	Apr	May	Jun
<b>Month-End Book Yield</b>	1.01%	0.94%	0.93%	0.87%								
<b>Benchmark</b>	0.61%	0.57%	0.53%	0.51%								
<b>Variance</b>	0.41%	0.37%	0.40%	0.37%								

Benchmark: ICE BofAML Indices 30MMA 10% 1-5yr Tsy, 35% 1-5yr Agy, 5% 1-5yr A-AAA Ex Yankee Corp, and 6MMA 10% 0-1yr Tsy, 20% 0-1yr Agy, 20% 0-1yr A-AAA Corp



# Holdings Allocation by Issuer



**Alameda County Investment Pool  
Portfolio Management  
Portfolio Summary  
October 31, 2021**

<b>Investments</b>	<b>Par Value</b>	<b>Market Value</b>	<b>Book Value</b>	<b>% of Portfolio</b>	<b>Days to Maturity</b>	<b>YTM 365 Equiv.</b>
Non-Negotiable CDs	146,230,000.00	146,230,000.00	146,230,000.00	2.21	118	0.596
Local Agency Investment Funds	72,000,000.00	72,000,000.00	72,000,000.00	1.09	1	0.206
Joint Powers Authority	70,000,000.00	70,000,000.00	70,000,000.00	1.06	1	0.101
Money Market Mutual Funds	262,000,000.00	262,000,000.00	262,000,000.00	3.95	1	0.030
Money Market Bank Accounts	67,000,000.00	67,000,000.00	67,000,000.00	1.01	1	0.202
Negotiable CDs	1,250,000,000.00	1,249,803,500.00	1,250,000,000.00	18.86	181	0.165
Corporate Notes	725,240,000.00	728,292,188.38	727,145,842.15	10.97	777	1.391
Washington Supranational Obligation	197,500,000.00	196,151,860.00	197,035,514.00	2.97	1,279	0.959
Commercial Paper Disc. -Amortizing	450,000,000.00	449,617,000.00	449,568,083.16	6.78	160	0.152
Agency Bullets (Aaa/AA+)	1,529,710,000.00	1,551,726,535.50	1,527,940,427.70	23.05	636	1.575
Treasury Notes and Bonds	825,000,000.00	828,777,500.00	820,269,303.67	12.38	778	1.138
Treasury Discounts -Amortizing	50,000,000.00	50,000,000.00	49,995,687.50	0.75	1	0.118
Agency Callables (Aaa/AA+)	835,680,000.00	826,526,928.90	835,479,862.26	12.61	1,346	0.685
Asset Backed Securities	115,798,443.74	116,724,271.74	115,671,391.26	1.75	829	1.819
Municipal Bonds	36,580,000.00	37,424,205.60	37,290,775.80	0.56	927	1.409
	<b>6,632,738,443.74</b>	<b>6,652,273,990.12</b>	<b>6,627,626,887.50</b>	<b>100.00%</b>	<b>603</b>	<b>0.873</b>
<b>Investments</b>						

<b>Total Earnings</b>	<b>October 31 Month Ending</b>	<b>Fiscal Year To Date</b>
Current Year	4,932,326.28	20,290,954.71
<b>Average Daily Balance</b>	<b>6,335,228,953.84</b>	<b>6,288,468,360.52</b>
<b>Effective Rate of Return</b>	<b>0.92%</b>	<b>0.96%</b>

Henry C. Levy, Treasurer - Tax Collector

Reporting period 10/01/2021-10/31/2021

Run Date: 11/19/2021 - 11:25

Portfolio POOL  
RC  
PM (PRF\_PM1) 7.3.0  
Report Ver. 7.3.6.1

**Alameda County Investment Pool  
Portfolio Management  
Portfolio Details - Investments  
October 31, 2021**

CUSIP	Investment #	Issuer	Average Balance	Purchase Date	Par Value	Market Value	Book Value	Stated Rate	YTM 365	Days to Maturity	Maturity Date
<b>Non-Negotiable CDs</b>											
SYS12385	12385	Bank of San Francisco		02/04/2021	5,000,000.00	5,000,000.00	5,000,000.00	0.400	0.406	95	02/04/2022
SYS12526	12526	Bridge Bank		10/04/2021	10,000,000.00	10,000,000.00	10,000,000.00	0.350	0.355	336	10/03/2022
SYS12531	12531	Beneficial State Bank		10/08/2021	10,000,000.00	10,000,000.00	10,000,000.00	0.150	0.152	158	04/08/2022
SYS12514	12514	California Bank & Trust		09/20/2021	30,000,000.00	30,000,000.00	30,000,000.00	0.150	0.152	49	12/20/2021
SYS12411	12411	Community Bank of the Bay		03/08/2021	5,000,000.00	5,000,000.00	5,000,000.00	0.401	0.406	127	03/08/2022
SYS12404	12404	California Bank of Commerce		02/25/2021	10,000,000.00	10,000,000.00	10,000,000.00	0.450	0.456	116	02/25/2022
SYS12301	12301	East West Bank		11/12/2020	40,000,000.00	40,000,000.00	40,000,000.00	1.500	1.521	11	11/12/2021
SYS12544	12544	East West Bank		10/29/2021	20,000,000.00	20,000,000.00	20,000,000.00	0.200	0.203	179	04/29/2022
SYS12545	12545	Fremont Bank		10/29/2021	1,000,000.00	1,000,000.00	1,000,000.00	0.100	0.101	179	04/29/2022
SYS12415	12415	Self-Help Federal Credit Union		03/14/2021	230,000.00	230,000.00	230,000.00	0.400	0.406	133	03/14/2022
SYS12528	12528	Signature Bank		10/06/2021	10,000,000.00	10,000,000.00	10,000,000.00	0.350	0.355	339	10/06/2022
SYS12505	12505	Union Bank - LOC		05/10/2021	5,000,000.00	5,000,000.00	5,000,000.00	0.050	0.051	190	05/10/2022
<b>Subtotal and Average</b>			<b>175,004,193.55</b>		<b>146,230,000.00</b>	<b>146,230,000.00</b>	<b>146,230,000.00</b>	<b>0.596</b>	<b>118</b>		
<b>Local Agency Investment Funds</b>											
SYS10285	10285	LAIF		07/01/2018	72,000,000.00	72,000,000.00	72,000,000.00	0.206	0.206	1	
<b>Subtotal and Average</b>			<b>72,000,000.00</b>		<b>72,000,000.00</b>	<b>72,000,000.00</b>	<b>72,000,000.00</b>	<b>0.206</b>	<b>1</b>		
<b>Joint Powers Authority</b>											
SYS10470	10470	California Asset Mgmt. Program		07/01/2018	30,000,000.00	30,000,000.00	30,000,000.00	0.050	0.050	1	
SYS10472	10472	CalTrust - Short Term Fund		07/01/2018	40,000,000.00	40,000,000.00	40,000,000.00	0.140	0.140	1	
<b>Subtotal and Average</b>			<b>70,000,000.00</b>		<b>70,000,000.00</b>	<b>70,000,000.00</b>	<b>70,000,000.00</b>	<b>0.101</b>	<b>1</b>		
<b>Money Market Mutual Funds</b>											
608919718	11093	Federated Fund 117		07/01/2018	92,000,000.00	92,000,000.00	92,000,000.00	0.030	0.030	1	
316175504	10274	Fidelity Fund No. 695		07/01/2018	1,000,000.00	1,000,000.00	1,000,000.00	0.010	0.010	1	
316175108	11090	Fidelity Fund 57		07/01/2018	1,000,000.00	1,000,000.00	1,000,000.00	0.010	0.010	1	
61747C707	10280	Morgan Stanley Fund 8302		07/01/2018	81,000,000.00	81,000,000.00	81,000,000.00	0.030	0.030	1	
61747C582	11089	Morgan Stanley Fund 8304		07/01/2018	1,000,000.00	1,000,000.00	1,000,000.00	0.010	0.010	1	
SYS12009	12009	State Street Institutional US		02/11/2020	85,000,000.00	85,000,000.00	85,000,000.00	0.030	0.030	1	
52470G791	10318	Western Asset Govt 4512		07/01/2018	1,000,000.00	1,000,000.00	1,000,000.00	0.010	0.010	1	
<b>Subtotal and Average</b>			<b>233,129,032.26</b>		<b>262,000,000.00</b>	<b>262,000,000.00</b>	<b>262,000,000.00</b>	<b>0.030</b>	<b>1</b>		

**Alameda County Investment Pool  
Portfolio Management  
Portfolio Details - Investments  
October 31, 2021**

CUSIP	Investment #	Issuer	Average Balance	Purchase Date	Par Value	Market Value	Book Value	Stated Rate	YTM 365	Days to Maturity	Maturity Date
<b>Money Market Bank Accounts</b>											
SYS12169	12169	Five Star Bank		11/12/2019	45,000,000.00	45,000,000.00	45,000,000.00	0.221	0.221	1	
SYS10286	10286	California Bank & Trust		07/01/2018	20,000,000.00	20,000,000.00	20,000,000.00	0.180	0.180	1	
SYS10290	10290	Union Bank Acct. 5794		07/01/2018	1,000,000.00	1,000,000.00	1,000,000.00	0.010	0.010	1	
SYS10291	10291	Union Bank Acct. 9048		07/01/2018	1,000,000.00	1,000,000.00	1,000,000.00	0.010	0.010	1	
<b>Subtotal and Average</b>			<b>67,000,000.00</b>		<b>67,000,000.00</b>	<b>67,000,000.00</b>	<b>67,000,000.00</b>		<b>0.202</b>	<b>1</b>	
<b>Negotiable CDs</b>											
06367CGE1	12458	Bank of Montreal		06/10/2021	50,000,000.00	49,998,000.00	50,000,000.00	0.130	0.132	121	03/02/2022
06367CGM3	12462	Bank of Montreal		06/18/2021	50,000,000.00	50,001,500.00	50,000,000.00	0.130	0.132	66	01/06/2022
06367CGN1	12463	Bank of Montreal		06/18/2021	50,000,000.00	50,001,500.00	50,000,000.00	0.130	0.132	65	01/05/2022
06367CHJ9	12467	Bank of Montreal		06/24/2021	50,000,000.00	50,000,500.00	50,000,000.00	0.160	0.162	143	03/24/2022
06367CKD8	12488	Bank of Montreal		08/24/2021	50,000,000.00	49,973,000.00	50,000,000.00	0.200	0.203	270	07/29/2022
06367CKL0	12493	Bank of Montreal		08/27/2021	50,000,000.00	49,966,500.00	50,000,000.00	0.180	0.183	267	07/26/2022
06367CKR7	12501	Bank of Montreal		08/31/2021	50,000,000.00	49,964,000.00	50,000,000.00	0.020	0.020	302	08/30/2022
06367CMZ7	12535	Bank of Montreal		10/27/2021	50,000,000.00	49,992,000.00	50,000,000.00	0.190	0.193	219	06/08/2022
06367CN29	12536	Bank of Montreal		10/27/2021	50,000,000.00	49,977,500.00	50,000,000.00	0.210	0.213	267	07/26/2022
06417MQN8	12468	Bank of Nova Scotia		06/24/2021	100,000,000.00	100,013,000.00	100,000,000.00	0.150	0.152	143	03/24/2022
62478UCT1	12457	MUFG UNION BANK		06/10/2021	50,000,000.00	50,006,500.00	50,000,000.00	0.100	0.101	87	01/27/2022
65558UDA7	12465	Nordea Bank		06/18/2021	50,000,000.00	50,000,500.00	50,000,000.00	0.090	0.091	21	11/22/2021
78012UE76	12383	Royal Bank CN		02/04/2021	50,000,000.00	50,001,500.00	50,000,000.00	0.160	0.162	11	11/12/2021
78012UN76	12460	Royal Bank CN		06/16/2021	50,000,000.00	49,996,000.00	50,000,000.00	0.120	0.122	135	03/16/2022
78012UX34	12534	Royal Bank CN		10/27/2021	50,000,000.00	49,989,000.00	50,000,000.00	0.210	0.213	267	07/26/2022
78012UX67	12541	Royal Bank CN		10/29/2021	50,000,000.00	50,000,000.00	50,000,000.00	0.330	0.335	359	10/26/2022
78012UX75	12542	Royal Bank CN		10/29/2021	50,000,000.00	50,000,000.00	50,000,000.00	0.300	0.304	331	09/28/2022
87019VS24	12384	SWEDISH BANK NY		02/05/2021	50,000,000.00	50,003,000.00	50,000,000.00	0.160	0.162	21	11/22/2021
87019V2Y2	12492	SWEDISH BANK NY		08/27/2021	50,000,000.00	50,000,500.00	50,000,000.00	0.010	0.010	93	02/02/2022
87019V2Z9	12498	SWEDISH BANK NY		08/30/2021	50,000,000.00	49,970,000.00	50,000,000.00	0.170	0.172	267	07/26/2022
89114WC86	12461	Toronto Dominion Bank		06/16/2021	50,000,000.00	49,999,500.00	50,000,000.00	0.100	0.101	79	01/19/2022
89114WEU5	12487	Toronto Dominion Bank		08/24/2021	50,000,000.00	49,974,000.00	50,000,000.00	0.190	0.193	267	07/26/2022
89114WGN9	12515	Toronto Dominion Bank		09/21/2021	50,000,000.00	49,975,500.00	50,000,000.00	0.160	0.162	235	06/24/2022
89114WJY2	12543	Toronto Dominion Bank		10/29/2021	50,000,000.00	50,000,000.00	50,000,000.00	0.320	0.324	345	10/12/2022
<b>Subtotal and Average</b>			<b>1,030,645,161.29</b>		<b>1,250,000,000.00</b>	<b>1,249,803,500.00</b>	<b>1,250,000,000.00</b>		<b>0.165</b>	<b>181</b>	
<b>Corporate Notes</b>											
037833DM9	11851	Apple Inc.		09/11/2019	3,000,000.00	3,076,110.00	2,993,160.00	1.800	1.848	1,045	09/11/2024

**Alameda County Investment Pool  
Portfolio Management  
Portfolio Details - Investments  
October 31, 2021**

CUSIP	Investment #	Issuer	Average Balance	Purchase Date	Par Value	Market Value	Book Value	Stated Rate	YTM 365	Days to Maturity	Maturity Date
<b>Corporate Notes</b>											
037833DL1	11852	Apple Inc.		09/11/2019	1,000,000.00	1,012,620.00	999,830.00	1.700	1.706	314	09/11/2022
037833DM9	11943	Apple Inc.		12/12/2019	9,000,000.00	9,228,330.00	8,918,370.00	1.800	2.001	1,045	09/11/2024
037833DT4	12133	Apple Inc.		05/11/2020	5,000,000.00	4,997,850.00	4,991,050.00	1.125	1.162	1,287	05/11/2025
037833DV9	12134	Apple Inc.		05/11/2020	5,000,000.00	5,019,200.00	4,986,400.00	0.750	0.842	556	05/11/2023
037833DX5	12200	Apple Inc.		08/20/2020	5,000,000.00	4,899,700.00	4,988,200.00	0.550	0.598	1,388	08/20/2025
037833DX5	12201	Apple Inc.		08/20/2020	5,000,000.00	4,899,700.00	4,988,200.00	0.550	0.598	1,388	08/20/2025
037833EB2	12387	Apple Inc.		02/08/2021	20,000,000.00	19,604,600.00	19,955,000.00	0.746	0.792	1,560	02/08/2026
023135BQ8	12162	Amazon		06/10/2020	5,000,000.00	4,950,650.00	4,995,350.00	0.800	0.819	1,310	06/03/2025
023135BQ8	12163	Amazon		06/10/2020	5,000,000.00	4,950,650.00	4,993,750.00	0.800	0.826	1,310	06/03/2025
023135BQ8	12166	Amazon		06/11/2020	10,000,000.00	9,901,300.00	9,990,700.00	0.800	0.819	1,310	06/03/2025
023135BV7	12442	Amazon		05/12/2021	10,000,000.00	9,980,400.00	9,998,600.00	0.250	0.257	557	05/12/2023
023135BX3	12443	Amazon		05/12/2021	10,000,000.00	9,914,000.00	9,956,800.00	1.000	1.089	1,653	05/12/2026
023135BW5	12444	Amazon		05/12/2021	3,000,000.00	2,977,470.00	2,995,620.00	0.450	0.499	923	05/12/2024
06051GJG5	12241	Bank of America Corp.		09/25/2020	8,000,000.00	7,951,120.00	8,000,000.00	0.981	0.981	1,424	09/25/2025
06051GJG5	12242	Bank of America Corp.		09/25/2020	3,000,000.00	2,981,670.00	3,000,000.00	0.981	0.981	1,424	09/25/2025
06048WM31	12453	Bank of America Corp.		05/28/2021	10,000,000.00	9,556,800.00	10,000,000.00	1.250	1.250	1,669	05/28/2026
06048WM64	12482	Bank of America Corp.		07/07/2021	10,000,000.00	9,376,600.00	9,979,000.00	1.200	1.252	1,697	06/25/2026
06048WP46	12517	Bank of America Corp.		09/27/2021	10,000,000.00	9,869,800.00	10,000,000.00	0.750	0.750	1,242	03/27/2025
06048WN63	12530	Bank of America Corp.		10/08/2021	4,898,000.00	4,819,974.86	4,848,502.99	1.150	1.382	1,774	09/10/2026
06406RAK3	12093	Bank of NY		04/08/2020	16,301,000.00	16,511,282.90	16,317,678.50	1.950	1.845	295	08/23/2022
06406RAL1	12153	Bank of NY		06/01/2020	6,540,000.00	6,768,180.60	6,848,426.40	2.100	1.001	1,088	10/24/2024
06368EA36	12336	Bank of Montreal		12/08/2020	10,000,000.00	9,951,300.00	9,993,500.00	0.450	0.472	767	12/08/2023
06368FAA7	12508	Bank of Montreal		09/15/2021	5,000,000.00	4,972,850.00	4,995,800.00	0.400	0.442	683	09/15/2023
06368FAC3	12509	Bank of Montreal		09/15/2021	6,000,000.00	5,888,100.00	5,989,860.00	1.250	1.285	1,779	09/15/2026
110122DN5	12302	Bristol Myers		11/13/2020	5,000,000.00	4,907,100.00	4,991,900.00	0.750	0.783	1,473	11/13/2025
110122DT2	12303	Bristol Myers		11/13/2020	5,000,000.00	4,995,100.00	5,000,000.00	0.537	0.537	742	11/13/2023
14913Q3A5	11839	Caterpillar Inc.		09/06/2019	6,000,000.00	6,081,240.00	5,991,660.00	1.900	1.948	309	09/06/2022
14913Q3C1	11971	Caterpillar Inc.		01/13/2020	15,000,000.00	15,248,400.00	14,993,100.00	1.950	1.967	382	11/18/2022
14913Q3C1	12032	Caterpillar Inc.		03/12/2020	5,000,000.00	5,082,800.00	5,071,600.00	1.950	1.404	382	11/18/2022
14913R2F3	12222	Caterpillar Inc.		09/14/2020	10,000,000.00	9,983,900.00	9,993,200.00	0.450	0.473	682	09/14/2023
14913R2J5	12410	Caterpillar Inc.		03/01/2021	10,000,000.00	9,976,600.00	9,991,400.00	0.250	0.293	485	03/01/2023
24422EVA4	12091	John Deere		04/07/2020	18,000,000.00	18,194,040.00	18,017,820.00	1.950	1.903	224	06/13/2022
24422EVG1	12156	John Deere		06/04/2020	7,000,000.00	7,011,060.00	6,998,530.00	0.550	0.560	246	07/05/2022
24422EVH9	12157	John Deere		06/04/2020	3,000,000.00	3,009,300.00	2,997,540.00	0.700	0.727	611	07/05/2023
24422EVJ5	12259	John Deere		10/09/2020	2,000,000.00	1,995,520.00	1,997,680.00	0.400	0.439	708	10/10/2023
254687FN1	12066	WALT DISNEY		03/23/2020	5,000,000.00	5,352,050.00	4,997,254.44	3.350	3.360	1,239	03/24/2025

Portfolio POOL  
RC  
PM (PRF\_PM2) 7.3.0

**Alameda County Investment Pool  
Portfolio Management  
Portfolio Details - Investments  
October 31, 2021**

CUSIP	Investment #	Issuer	Average Balance	Purchase Date	Par Value	Market Value	Book Value	Stated Rate	YTM 365	Days to Maturity	Maturity Date
<b>Corporate Notes</b>											
254687FJ0	12075	WALT DISNEY		03/27/2020	5,000,000.00	5,055,750.00	4,954,200.00	1.650	2.038	304	09/01/2022
02665WDF5	11914	American Honda		11/21/2019	10,000,000.00	10,088,300.00	9,996,600.00	1.950	1.966	200	05/20/2022
02665WCA7	12028	American Honda		03/12/2020	5,000,000.00	5,111,900.00	5,153,500.00	2.600	1.427	380	11/16/2022
02665WDH1	12029	American Honda		03/12/2020	3,000,000.00	3,061,650.00	3,041,700.00	1.950	1.498	555	05/10/2023
02665WDH1	12030	American Honda		03/12/2020	5,500,000.00	5,613,025.00	5,577,825.00	1.950	1.490	555	05/10/2023
02665WDX6	12448	American Honda		05/20/2021	10,000,000.00	9,958,900.00	9,999,800.00	0.350	0.351	535	04/20/2023
459200JX0	11890	IBM Corp.		10/31/2019	6,674,000.00	6,813,953.78	6,813,953.78	2.850	1.997	193	05/13/2022
459200JX0	11891	IBM Corp.		10/31/2019	10,000,000.00	10,208,900.00	10,208,900.00	2.850	2.000	193	05/13/2022
459200JX0	11931	IBM Corp.		11/27/2019	3,650,000.00	3,726,248.50	3,726,248.50	2.850	1.976	193	05/13/2022
458140BP4	12069	Intel Corp		03/25/2020	10,000,000.00	10,716,000.00	9,984,500.00	3.400	3.434	1,240	03/25/2025
478160CD4	11226	Johnson & Johnson		03/03/2017	11,000,000.00	11,057,970.00	10,970,080.00	2.250	2.308	122	03/03/2022
46647PBS4	12226	J.P. Morgan		09/16/2020	4,000,000.00	3,989,480.00	4,000,000.00	0.653	0.653	1,050	09/16/2024
46647PBY1	12396	J.P. Morgan		02/16/2021	5,000,000.00	4,949,000.00	5,000,000.00	0.563	0.563	1,203	02/16/2025
46647PBZ8	12417	J.P. Morgan		03/16/2021	10,000,000.00	10,002,100.00	10,000,000.00	0.697	0.697	866	03/16/2024
48128G3N8	12454	J.P. Morgan		05/28/2021	5,000,000.00	4,910,000.00	5,000,000.00	1.200	1.200	1,669	05/28/2026
46647PCH7	12455	J.P. Morgan		06/01/2021	5,000,000.00	4,961,100.00	5,000,000.00	0.824	0.824	1,308	06/01/2025
48128G3V0	12459	J.P. Morgan		06/11/2021	10,000,000.00	9,723,000.00	10,000,000.00	1.150	1.150	1,683	06/11/2026
48128G4R8	12486	J.P. Morgan		08/17/2021	10,000,000.00	9,773,600.00	9,990,000.00	1.150	1.171	1,750	08/17/2026
53961LAH2	12402	Local Initiatives Support Corp		02/25/2021	5,000,000.00	4,928,950.00	5,000,000.00	0.500	0.500	836	02/15/2024
88579YAF8	12036	3M Corp		03/16/2020	3,500,000.00	3,538,360.00	3,524,811.50	2.000	1.681	237	06/26/2022
88579YBL4	12078	3M Corp		03/30/2020	4,761,000.00	4,839,556.50	4,727,530.17	1.750	2.003	470	02/14/2023
594918BQ6	11783	Mircosoft Inc.		06/27/2019	4,157,000.00	4,259,012.78	4,160,450.31	2.000	1.979	645	08/08/2023
594918AQ7	11836	Mircosoft Inc.		08/30/2019	15,150,000.00	15,419,821.50	15,376,644.00	2.125	1.644	379	11/15/2022
654106AH6	12074	Nike Inc.		03/27/2020	3,000,000.00	3,124,560.00	2,995,920.00	2.400	2.429	1,242	03/27/2025
69371RQ66	12006	PACCAR Financial Corp.		02/06/2020	10,000,000.00	10,229,400.00	9,991,900.00	1.800	1.817	1,193	02/06/2025
713448EQ7	12045	Pepsi Inc.		03/19/2020	2,500,000.00	2,600,300.00	2,498,236.67	2.250	2.265	1,234	03/19/2025
713448EQ7	12047	Pepsi Inc.		03/19/2020	5,000,000.00	5,200,600.00	4,996,450.00	2.250	2.265	1,234	03/19/2025
713448EQ7	12051	Pepsi Inc.		03/20/2020	5,000,000.00	5,200,600.00	4,991,650.00	2.250	2.286	1,234	03/19/2025
713448FB9	12257	Pepsi Inc.		10/07/2020	10,000,000.00	9,966,600.00	9,994,300.00	0.400	0.120	705	10/07/2023
717081DZ3	11871	PFIZER		10/16/2019	14,025,000.00	14,058,099.00	14,131,590.00	2.200	1.840	44	12/15/2021
717081EX7	12151	PFIZER		05/28/2020	5,000,000.00	4,948,850.00	4,968,800.00	0.800	0.928	1,304	05/28/2025
742718EQ8	11126	Proctor & Gamble		11/03/2016	5,000,000.00	5,000,200.00	4,989,750.00	1.700	1.743	2	11/03/2021
742718FL8	12280	Proctor & Gamble		10/29/2020	5,000,000.00	4,890,100.00	4,991,900.00	0.550	0.583	1,458	10/29/2025
69353RFE3	11854	PNC Bank NA		09/16/2019	13,216,000.00	13,403,535.04	13,314,327.04	2.450	2.180	269	07/28/2022
69349LAG3	11909	PNC Bank NA		11/15/2019	15,000,000.00	15,321,750.00	15,250,200.00	2.700	2.116	365	11/01/2022
808513BR5	12445	CHARLES SCHWAB		05/13/2021	4,000,000.00	3,966,440.00	3,990,720.00	1.150	1.198	1,654	05/13/2026

Portfolio POOL  
RC  
PM (PRF\_PM2) 7.3.0

**Alameda County Investment Pool  
Portfolio Management  
Portfolio Details - Investments  
October 31, 2021**

CUSIP	Investment #	Issuer	Average Balance	Purchase Date	Par Value	Market Value	Book Value	Stated Rate	YTM 365	Days to Maturity	Maturity Date
<b>Corporate Notes</b>											
79466LAG9	12484	Salesforce Co.		07/12/2021	3,000,000.00	2,994,330.00	2,998,470.00	0.625	0.640	987	07/15/2024
89114QCM8	12364	Toronto Dominion Bank		01/06/2021	12,000,000.00	11,972,520.00	11,989,200.00	0.250	0.295	431	01/06/2023
89114QCP1	12365	Toronto Dominion Bank		01/06/2021	10,000,000.00	9,749,300.00	9,985,300.00	0.750	0.780	1,527	01/06/2026
89236TEC5	11916	TOYOTA MOTOR CREDIT CORP		11/22/2019	5,000,000.00	5,078,500.00	5,014,296.22	2.150	1.855	311	09/08/2022
89236TEC6	11917	TOYOTA MOTOR CREDIT CORP		11/22/2019	15,000,000.00	15,235,500.00	15,043,747.51	2.150	1.849	311	09/08/2022
89233P5T9	12072	TOYOTA MOTOR CREDIT CORP		03/26/2020	2,000,000.00	2,011,800.00	1,980,080.00	3.300	3.878	72	01/12/2022
89236TGX7	12081	TOYOTA MOTOR CREDIT CORP		04/01/2020	6,000,000.00	6,351,900.00	5,988,960.00	3.000	3.040	1,247	04/01/2025
89236TGW9	12083	TOYOTA MOTOR CREDIT CORP		04/01/2020	5,000,000.00	5,171,800.00	4,999,450.00	2.900	2.904	514	03/30/2023
89236TJH9	12464	TOYOTA MOTOR CREDIT CORP		06/18/2021	15,000,000.00	14,835,750.00	14,982,150.00	0.500	0.540	960	06/18/2024
89236TJN6	12506	TOYOTA MOTOR CREDIT CORP		09/13/2021	5,000,000.00	4,959,950.00	4,997,650.00	0.625	0.641	1,047	09/13/2024
89788JAB5	12026	Truist Bank		03/09/2020	10,000,000.00	10,098,500.00	9,993,000.00	1.250	1.274	493	03/09/2023
86787EBE6	12173	Truist Bank		06/22/2020	6,618,000.00	6,692,055.42	6,888,279.12	2.800	0.637	197	05/17/2022
882508BK9	12507	Texas Instrument		09/15/2021	3,000,000.00	2,976,660.00	3,000,000.00	1.125	1.125	1,779	09/15/2026
90327QD71	12449	USAA Capital Corp		05/21/2021	7,000,000.00	6,944,490.00	6,987,540.00	0.500	0.572	912	05/01/2024
90331HPF4	11935	US BANK		12/09/2019	20,000,000.00	20,351,800.00	19,983,200.00	1.950	1.978	434	01/09/2023
90331HPJ6	12095	US BANK		04/09/2020	22,750,000.00	22,800,732.50	22,809,150.00	1.800	1.651	81	01/21/2022
95000U2B8	11896	Wells Fargo Securities LLC		11/07/2019	15,000,000.00	15,240,000.00	15,173,250.00	2.625	2.183	263	07/22/2022
95001D6U9	12124	Wells Fargo Securities LLC		04/30/2020	5,000,000.00	4,998,800.00	5,000,000.00	2.150	2.150	545	04/30/2023
95000U2B8	12135	Wells Fargo Securities LLC		05/11/2020	10,000,000.00	10,160,000.00	10,260,760.00	2.625	1.415	263	07/22/2022
931142DU4	11342	Walmart		10/20/2017	5,000,000.00	5,104,000.00	4,999,600.00	2.350	2.351	409	12/15/2022
931142EK5	11536	Walmart		06/27/2018	2,000,000.00	2,090,880.00	1,999,460.00	3.400	3.406	602	06/26/2023
931142ER0	12512	Walmart		09/17/2021	3,000,000.00	2,972,970.00	2,994,330.00	1.050	1.089	1,781	09/17/2026
98459LAA1	12160	Yale University		06/09/2020	3,000,000.00	2,984,970.00	3,000,000.00	0.873	0.873	1,261	04/15/2025
<b>Subtotal and Average</b>			<b>745,302,051.15</b>		<b>725,240,000.00</b>	<b>728,292,188.38</b>	<b>727,145,842.15</b>		<b>1.391</b>	<b>777</b>	

**Washington Supranational Obligation**

45818WCS3	11932	INTERAMER DEV		12/03/2019	10,000,000.00	10,247,400.00	9,991,000.00	1.700	1.719	1,110	11/15/2024
45818WCS3	11950	INTERAMER DEV		12/16/2019	25,000,000.00	25,618,500.00	24,891,000.00	1.700	1.793	1,110	11/15/2024
45818WDA1	12412	INTERAMER DEV		03/11/2021	18,000,000.00	17,768,520.00	17,952,714.00	0.800	0.854	1,584	03/04/2026
459058JL8	12277	International Bank Recon & D		10/28/2020	15,000,000.00	14,658,000.00	14,983,050.00	0.500	0.523	1,457	10/28/2025
459058JM6	12312	International Bank Recon & D		11/24/2020	20,000,000.00	19,860,600.00	19,957,000.00	0.250	0.322	753	11/24/2023
459058JM6	12313	International Bank Recon & D		11/24/2020	15,000,000.00	14,895,450.00	14,967,750.00	0.250	0.322	753	11/24/2023
459058JE4	12358	International Bank Recon & D		12/23/2020	10,000,000.00	9,773,000.00	9,984,000.00	0.375	0.410	1,362	07/25/2025
459058JS3	12390	International Bank Recon & D		02/10/2021	15,000,000.00	14,654,100.00	15,000,000.00	0.650	0.650	1,562	02/10/2026
45905U5Y6	12400	International Bank Recon & D		02/18/2021	9,500,000.00	9,247,490.00	9,492,875.00	0.600	0.615	1,570	02/18/2026

**Alameda County Investment Pool  
Portfolio Management  
Portfolio Details - Investments  
October 31, 2021**

CUSIP	Investment #	Issuer	Average Balance	Purchase Date	Par Value	Market Value	Book Value	Stated Rate	YTM 365	Days to Maturity	Maturity Date
<b>Washington Supranational Obligation</b>											
45905U5Y6	12401	International Bank Recon & D		02/18/2021	10,000,000.00	9,734,200.00	10,000,000.00	0.600	0.600	1,570	02/18/2026
45906M2L4	12414	International Bank Recon & D		03/12/2021	15,000,000.00	14,600,550.00	14,862,375.00	0.846	1.044	1,576	02/24/2026
45950VNP7	11974	IFCDN		01/17/2020	25,000,000.00	25,257,750.00	24,953,750.00	1.680	1.719	1,166	01/10/2025
45950VPX8	12446	IFCDN		05/14/2021	10,000,000.00	9,836,300.00	10,000,000.00	0.860	0.860	1,655	05/14/2026
<b>Subtotal and Average</b>			<b>197,035,514.00</b>		<b>197,500,000.00</b>	<b>196,151,860.00</b>	<b>197,035,514.00</b>		<b>0.959</b>	<b>1,279</b>	
<b>Commercial Paper Disc. -Amortizing</b>											
46590EDT2	12483	J.P. Morgan		07/07/2021	50,000,000.00	49,956,000.00	49,930,583.33	0.170	0.175	177	04/27/2022
46590EBG2	12489	J.P. Morgan		08/24/2021	50,000,000.00	49,979,000.00	49,970,666.67	0.120	0.122	107	02/16/2022
46590ECQ9	12490	J.P. Morgan		08/24/2021	50,000,000.00	49,968,000.00	49,964,666.50	0.120	0.124	143	03/24/2022
46590EFN3	12513	J.P. Morgan		09/17/2021	50,000,000.00	49,929,000.00	49,934,361.11	0.170	0.174	233	06/22/2022
46640QER8	12525	J.P. Morgan		10/04/2021	50,000,000.00	49,943,000.00	49,951,458.33		0.154	205	05/25/2022
89233HAT1	12456	TOYOTA MOTOR CREDIT CORP		06/10/2021	50,000,000.00	49,986,500.00	49,964,708.33	0.110	0.113	87	01/27/2022
89233GYNO	12500	TOYOTA MOTOR CREDIT CORP		08/31/2021	50,000,000.00	49,998,000.00	49,991,930.56	0.070	0.071	21	11/22/2021
89233HFN9	12532	TOYOTA MOTOR CREDIT CORP		10/25/2021	50,000,000.00	49,929,000.00	49,930,000.00	0.210	0.216	233	06/22/2022
89233HFP4	12533	TOYOTA MOTOR CREDIT CORP		10/25/2021	50,000,000.00	49,928,500.00	49,929,708.33	0.210	0.216	234	06/23/2022
<b>Subtotal and Average</b>			<b>386,756,404.79</b>		<b>450,000,000.00</b>	<b>449,617,000.00</b>	<b>449,568,083.16</b>		<b>0.152</b>	<b>160</b>	
<b>Agency Bullets (Aaa/AA+)</b>											
3132X0U25	11486	FARMER MAC		04/19/2018	30,000,000.00	31,084,200.00	29,982,000.00	2.800	2.813	534	04/19/2023
3132X0U25	11487	FARMER MAC		04/19/2018	40,000,000.00	41,445,600.00	39,976,000.00	2.800	2.813	534	04/19/2023
3132X0U25	11488	FARMER MAC		04/19/2018	30,000,000.00	31,084,200.00	29,982,000.00	2.800	2.813	534	04/19/2023
31422BEX4	11736	FARMER MAC		04/24/2019	50,000,000.00	51,057,500.00	50,000,000.00	2.475	2.475	337	10/04/2022
31422BFL9	11755	FARMER MAC		05/10/2019	25,000,000.00	26,041,250.00	25,000,000.00	2.400	2.400	851	03/01/2024
31422BFK1	11756	FARMER MAC		05/10/2019	25,000,000.00	26,086,750.00	25,000,000.00	2.400	2.400	912	05/01/2024
31422BJB7	11793	FARMER MAC		07/22/2019	25,000,000.00	25,761,000.00	25,000,000.00	1.970	1.970	792	01/02/2024
31422BPC8	11911	FARMER MAC		11/20/2019	20,000,000.00	20,488,800.00	20,000,000.00	1.720	1.720	749	11/20/2023
31422BQK9	11955	FARMER MAC		12/20/2019	25,000,000.00	25,670,000.00	24,988,750.00	1.690	1.700	1,054	09/20/2024
31422BQW3	11956	FARMER MAC		12/20/2019	40,000,000.00	40,947,200.00	40,000,000.00	1.740	1.740	700	10/02/2023
31422BYV6	12115	FARMER MAC		04/27/2020	35,000,000.00	35,071,750.00	34,979,000.00	0.550	0.569	633	07/27/2023
3133EKQU3	11778	Federal Farm Credit Bank		06/21/2019	30,000,000.00	30,955,200.00	29,984,700.00	1.950	1.961	955	06/13/2024
3133EKTV8	11784	Federal Farm Credit Bank		07/02/2019	12,000,000.00	12,369,840.00	11,998,320.00	1.900	1.903	973	07/01/2024
3133EKUA2	11785	Federal Farm Credit Bank		07/02/2019	15,000,000.00	15,294,900.00	14,989,800.00	1.850	1.870	457	02/01/2023
3133EKYJ9	11807	Federal Farm Credit Bank		08/08/2019	15,000,000.00	15,197,400.00	15,111,300.00	1.850	1.595	277	08/05/2022
3133EKZK5	11812	Federal Farm Credit Bank		08/14/2019	20,000,000.00	20,399,400.00	19,992,000.00	1.600	1.610	651	08/14/2023



**Alameda County Investment Pool  
Portfolio Management  
Portfolio Details - Investments  
October 31, 2021**

CUSIP	Investment #	Issuer	Average Balance	Purchase Date	Par Value	Market Value	Book Value	Stated Rate	YTM 365	Days to Maturity	Maturity Date
<b>Agency Bullets (Aaa/AA+)</b>											
3133EKA63	11814	Federal Farm Credit Bank		08/16/2019	10,000,000.00	10,231,700.00	9,982,800.00	1.600	1.636	1,019	08/16/2024
3133EKM45	11845	Federal Farm Credit Bank		09/09/2019	10,000,000.00	10,118,200.00	9,989,100.00	1.500	1.537	309	09/06/2022
3133ELDK7	11945	Federal Farm Credit Bank		12/16/2019	35,000,000.00	35,334,600.00	34,998,145.70	1.630	1.632	226	06/15/2022
3133ELDK7	11946	Federal Farm Credit Bank		12/16/2019	10,000,000.00	10,095,600.00	9,999,470.20	1.630	1.632	226	06/15/2022
3133ELDK7	11947	Federal Farm Credit Bank		12/16/2019	30,000,000.00	30,286,800.00	29,998,410.60	1.630	1.632	226	06/15/2022
3133ELKN3	12001	Federal Farm Credit Bank		01/31/2020	25,000,000.00	25,088,000.00	25,065,000.00	1.550	1.417	88	01/28/2022
3133ELHR8	12002	Federal Farm Credit Bank		01/31/2020	25,000,000.00	25,084,250.00	25,084,750.00	1.600	1.425	81	01/21/2022
3133ELZM9	12140	Federal Farm Credit Bank		05/15/2020	25,000,000.00	24,657,750.00	24,953,225.00	0.500	0.538	1,290	05/14/2025
3130AABG2	11148	Federal Home Loan Bank		11/30/2016	5,000,000.00	5,007,150.00	4,980,100.00	1.875	1.959	28	11/29/2021
3130AABG2	11149	Federal Home Loan Bank		11/30/2016	5,000,000.00	5,007,150.00	4,980,100.00	1.875	1.959	28	11/29/2021
3130AABG2	11150	Federal Home Loan Bank		11/30/2016	5,000,000.00	5,007,150.00	4,980,100.00	1.875	1.959	28	11/29/2021
3130AGWK7	11815	Federal Home Loan Bank		08/16/2019	12,000,000.00	12,256,080.00	11,971,800.00	1.500	2.136	1,018	08/15/2024
3130AGWK7	11816	Federal Home Loan Bank		08/16/2019	20,000,000.00	20,426,800.00	19,953,000.00	1.500	1.549	1,018	08/15/2024
3130AGWK7	11817	Federal Home Loan Bank		08/16/2019	20,000,000.00	20,426,800.00	19,953,000.00	1.500	1.549	1,018	08/15/2024
313380GJ0	11888	Federal Home Loan Bank		10/30/2019	25,000,000.00	25,401,250.00	25,216,250.00	2.000	1.688	312	09/09/2022
313380GJ0	11889	Federal Home Loan Bank		10/30/2019	14,710,000.00	14,946,095.50	14,838,271.20	2.000	1.686	312	09/09/2022
3130AHJY0	11900	Federal Home Loan Bank		11/08/2019	20,000,000.00	20,015,600.00	19,965,800.00	1.625	1.711	18	11/19/2021
3130AHJY0	11901	Federal Home Loan Bank		11/08/2019	30,000,000.00	30,023,400.00	29,948,700.00	1.625	1.711	18	11/19/2021
3130AHSR5	11958	Federal Home Loan Bank		12/20/2019	15,000,000.00	15,031,650.00	14,983,800.00	1.625	1.680	49	12/20/2021
3130AHSR5	11959	Federal Home Loan Bank		12/20/2019	15,000,000.00	15,031,650.00	14,983,800.00	1.625	1.680	49	12/20/2021
3130AHSR5	11960	Federal Home Loan Bank		12/20/2019	9,000,000.00	9,018,990.00	8,990,280.00	1.625	1.680	49	12/20/2021
3130AJ7E3	12020	Federal Home Loan Bank		02/21/2020	14,000,000.00	14,198,800.00	13,974,240.00	1.375	1.438	473	02/17/2023
3130AJ7E3	12023	Federal Home Loan Bank		02/21/2020	15,000,000.00	15,213,000.00	14,972,400.00	1.375	1.438	473	02/17/2023
3130AK5E2	12220	Federal Home Loan Bank		09/11/2020	2,000,000.00	1,952,880.00	1,994,000.00	0.375	0.436	1,403	09/04/2025
3130AKDH6	12270	Federal Home Loan Bank		10/22/2020	8,000,000.00	7,998,320.00	7,989,440.00	0.125	0.191	354	10/21/2022
3137EAEN5	11520	Federal Home Loan Mtg Corp		06/11/2018	15,000,000.00	15,556,650.00	14,918,400.00	2.750	2.867	595	06/19/2023
3137EAEP0	12014	Federal Home Loan Mtg Corp		02/14/2020	15,000,000.00	15,313,350.00	14,988,450.00	1.500	1.516	1,199	02/12/2025
3137EAEP0	12015	Federal Home Loan Mtg Corp		02/14/2020	10,000,000.00	10,208,900.00	9,992,300.00	1.500	1.516	1,199	02/12/2025
3137EAER6	12129	Federal Home Loan Mtg Corp		05/07/2020	10,000,000.00	10,002,100.00	9,995,800.00	0.375	0.389	550	05/05/2023
3137EAER6	12130	Federal Home Loan Mtg Corp		05/07/2020	20,000,000.00	20,004,200.00	19,991,600.00	0.375	0.389	550	05/05/2023
3137EAER6	12131	Federal Home Loan Mtg Corp		05/07/2020	20,000,000.00	20,004,200.00	19,991,600.00	0.375	0.389	550	05/05/2023
31422BG53	12179	Federal Home Loan Mtg Corp		06/29/2020	15,000,000.00	14,958,150.00	14,988,000.00	0.350	0.375	697	09/29/2023
3137EAET2	12193	Federal Home Loan Mtg Corp		07/23/2020	5,000,000.00	5,000,250.00	4,988,700.00	0.125	0.238	266	07/25/2022
3137EAET2	12194	Federal Home Loan Mtg Corp		07/23/2020	10,000,000.00	10,000,500.00	9,977,400.00	0.125	0.238	266	07/25/2022
3137EAEU9	12195	Federal Home Loan Mtg Corp		07/23/2020	10,000,000.00	9,792,700.00	9,950,200.00	0.625	0.727	1,358	07/21/2025
3137EAEV7	12204	Federal Home Loan Mtg Corp		08/21/2020	10,000,000.00	9,960,300.00	9,989,800.00	0.250	0.284	661	08/24/2023

Portfolio POOL  
RC  
PM (PRF\_PM2) 7.3.0

**Alameda County Investment Pool  
Portfolio Management  
Portfolio Details - Investments  
October 31, 2021**

CUSIP	Investment #	Issuer	Average Balance	Purchase Date	Par Value	Market Value	Book Value	Stated Rate	YTM 365	Days to Maturity	Maturity Date
<b>Agency Bullets (Aaa/AA+)</b>											
3137EAEV7	12205	Federal Home Loan Mtg Corp		08/21/2020	10,000,000.00	9,960,300.00	9,989,800.00	0.250	0.284	661	08/24/2023
3137EAEZ8	12291	Federal Home Loan Mtg Corp		11/05/2020	10,000,000.00	9,946,800.00	9,991,000.00	0.250	0.280	735	11/06/2023
3137EAEZ8	12293	Federal Home Loan Mtg Corp		11/05/2020	10,000,000.00	9,946,800.00	9,991,000.00	0.250	0.280	735	11/06/2023
3137EAF2	12331	Federal Home Loan Mtg Corp		12/04/2020	15,000,000.00	14,922,000.00	14,985,150.00	0.250	0.283	763	12/04/2023
3137EAF2	12332	Federal Home Loan Mtg Corp		12/04/2020	10,000,000.00	9,948,000.00	9,990,100.00	0.250	0.283	763	12/04/2023
3137EAFX3	12405	Federal Home Loan Mtg Corp		02/26/2021	15,000,000.00	14,631,450.00	14,747,400.00	0.375	0.750	1,422	09/23/2025
3135G0S38	11184	Federal National Mtg Assn		01/09/2017	15,000,000.00	15,050,250.00	14,973,150.00	2.000	2.038	65	01/05/2022
3135G0T78	11331	Federal National Mtg Assn		10/06/2017	15,000,000.00	15,254,400.00	14,990,100.00	2.000	2.014	338	10/05/2022
3135G0T78	11332	Federal National Mtg Assn		10/06/2017	10,000,000.00	10,169,600.00	9,993,400.00	2.000	2.014	338	10/05/2022
3135G0U43	11568	Federal National Mtg Assn		09/14/2018	20,000,000.00	20,877,000.00	19,918,000.00	2.875	2.964	680	09/12/2023
3135G0U92	11644	Federal National Mtg Assn		01/11/2019	10,000,000.00	10,047,900.00	9,992,800.00	2.625	2.650	71	01/11/2022
3135G0U92	11645	Federal National Mtg Assn		01/11/2019	10,000,000.00	10,047,900.00	9,992,800.00	2.625	2.650	71	01/11/2022
3135G0V34	11657	Federal National Mtg Assn		02/08/2019	20,000,000.00	20,861,600.00	19,925,600.00	2.500	2.580	826	02/05/2024
3135G0V34	11658	Federal National Mtg Assn		02/08/2019	20,000,000.00	20,861,600.00	19,925,600.00	2.500	2.580	826	02/05/2024
3135G0V59	11718	Federal National Mtg Assn		04/12/2019	15,000,000.00	15,144,900.00	14,950,800.00	2.250	2.364	162	04/12/2022
3135G0V75	11788	Federal National Mtg Assn		07/08/2019	20,000,000.00	20,557,200.00	19,924,200.00	1.750	1.830	974	07/02/2024
3135G0W33	11840	Federal National Mtg Assn		09/06/2019	20,000,000.00	20,210,800.00	19,930,400.00	1.375	1.494	309	09/06/2022
3135G0W33	11841	Federal National Mtg Assn		09/06/2019	20,000,000.00	20,210,800.00	19,930,400.00	1.375	1.494	309	09/06/2022
3135G0W33	11842	Federal National Mtg Assn		09/06/2019	20,000,000.00	20,210,800.00	19,930,400.00	1.375	1.494	309	09/06/2022
3135G0W66	11872	Federal National Mtg Assn		10/18/2019	20,000,000.00	20,509,800.00	19,965,800.00	1.625	1.661	1,079	10/15/2024
3135G0W66	11875	Federal National Mtg Assn		10/18/2019	25,000,000.00	25,637,250.00	24,957,250.00	1.625	1.661	1,079	10/15/2024
3135G0W66	11876	Federal National Mtg Assn		10/18/2019	25,000,000.00	25,637,250.00	24,957,250.00	1.625	1.661	1,079	10/15/2024
3135G0W66	11918	Federal National Mtg Assn		11/22/2019	25,000,000.00	25,637,250.00	24,939,515.00	1.625	1.677	1,079	10/15/2024
3135G0X24	11969	Federal National Mtg Assn		01/10/2020	20,000,000.00	20,495,600.00	19,936,200.00	1.625	1.692	1,163	01/07/2025
3135G0X24	11970	Federal National Mtg Assn		01/10/2020	20,000,000.00	20,495,600.00	19,936,200.00	1.625	1.692	1,163	01/07/2025
3135G04Q3	12145	Federal National Mtg Assn		05/22/2020	20,000,000.00	19,951,600.00	19,939,800.00	0.250	0.351	567	05/22/2023
3135G04Q3	12146	Federal National Mtg Assn		05/22/2020	15,000,000.00	14,963,700.00	14,954,850.00	0.250	0.351	567	05/22/2023
3135G04Q3	12147	Federal National Mtg Assn		05/22/2020	15,000,000.00	14,963,700.00	14,954,850.00	0.250	0.351	567	05/22/2023
3135G04Z3	12171	Federal National Mtg Assn		06/19/2020	20,000,000.00	19,677,600.00	19,958,600.00	0.500	0.542	1,324	06/17/2025
3135G04Z3	12172	Federal National Mtg Assn		06/19/2020	15,000,000.00	14,758,200.00	14,968,950.00	0.500	0.542	1,324	06/17/2025
3135G05G4	12183	Federal National Mtg Assn		07/10/2020	10,000,000.00	9,968,100.00	9,978,500.00	0.250	0.322	616	07/10/2023
3135G06G3	12299	Federal National Mtg Assn		11/12/2020	18,000,000.00	17,633,880.00	17,935,560.00	0.500	0.573	1,467	11/07/2025
3135G06H1	12321	Federal National Mtg Assn		11/25/2020	15,000,000.00	14,920,950.00	14,982,900.00	0.250	0.288	756	11/27/2023
<b>Subtotal and Average</b>			<b>1,539,871,298.67</b>		<b>1,529,710,000.00</b>	<b>1,551,726,535.50</b>	<b>1,527,940,427.70</b>	<b>1.575</b>	<b>636</b>		

**Alameda County Investment Pool  
Portfolio Management  
Portfolio Details - Investments  
October 31, 2021**

CUSIP	Investment #	Issuer	Average Balance	Purchase Date	Par Value	Market Value	Book Value	Stated Rate	YTM 365	Days to Maturity	Maturity Date
<b>Treasury Notes and Bonds</b>											
91282CDA6	12519	National Australia Bank		09/30/2021	50,000,000.00	49,797,000.00	49,945,312.50	0.250	0.305	698	09/30/2023
91282CCZ2	12520	National Australia Bank		09/30/2021	50,000,000.00	49,269,500.00	49,666,015.63	0.875	1.012	1,794	09/30/2026
91282CAT8	12522	National Australia Bank		09/30/2021	50,000,000.00	48,439,500.00	48,917,204.49	0.250	0.816	1,460	10/31/2025
9128282D1	11744	U.S. Treasury		04/29/2019	50,000,000.00	50,834,000.00	48,093,750.00	1.375	2.304	668	08/31/2023
912828S92	11791	U.S. Treasury		07/16/2019	50,000,000.00	50,719,000.00	48,804,687.50	1.250	1.867	637	07/31/2023
9128282S8	11808	U.S. Treasury		08/13/2019	50,000,000.00	50,621,000.00	50,044,921.90	1.625	1.595	303	08/31/2022
9128282D1	11832	U.S. Treasury		08/28/2019	50,000,000.00	50,834,000.00	49,966,796.89	1.375	1.392	668	08/31/2023
912828S92	11843	U.S. Treasury		09/06/2019	50,000,000.00	50,719,000.00	49,636,718.75	1.250	1.442	637	07/31/2023
912828VB3	11862	U.S. Treasury		09/26/2019	50,000,000.00	51,058,500.00	50,253,906.25	1.750	1.605	560	05/15/2023
912828Y87	11919	U.S. Treasury		11/22/2019	50,000,000.00	51,426,000.00	50,298,828.15	1.750	1.617	1,003	07/31/2024
912828Y87	11936	U.S. Treasury		12/10/2019	50,000,000.00	51,426,000.00	50,134,765.65	1.750	1.689	1,003	07/31/2024
912828G53	11998	U.S. Treasury		01/31/2020	50,000,000.00	50,071,500.00	50,437,500.00	1.875	1.389	29	11/30/2021
912828ZX1	12371	U.S. Treasury		01/28/2021	50,000,000.00	50,008,000.00	50,017,578.13	0.125	0.100	241	06/30/2022
91282CBG5	12407	U.S. Treasury		02/26/2021	50,000,000.00	49,912,000.00	49,968,750.00	0.125	0.157	456	01/31/2023
91282CBM2	12408	U.S. Treasury		02/26/2021	50,000,000.00	49,478,500.00	49,699,218.75	0.125	0.329	836	02/15/2024
91282CBQ3	12409	U.S. Treasury		03/01/2021	25,000,000.00	24,355,500.00	24,630,859.38	0.500	0.802	1,580	02/28/2026
91282CDB4	12537	U.S. Treasury		10/27/2021	50,000,000.00	49,808,500.00	49,752,489.70	0.625	0.801	1,079	10/15/2024
<b>Subtotal and Average</b>			<b>778,541,409.08</b>		<b>825,000,000.00</b>	<b>828,777,500.00</b>	<b>820,269,303.67</b>		<b>1.138</b>	<b>778</b>	
<b>Treasury Discounts -Amortizing</b>											
912796M63	12527	Treasury Bill		10/06/2021	50,000,000.00	50,000,000.00	49,995,687.50	0.115	0.118	1	11/02/2021
<b>Subtotal and Average</b>			<b>72,575,087.36</b>		<b>50,000,000.00</b>	<b>50,000,000.00</b>	<b>49,995,687.50</b>		<b>0.118</b>	<b>1</b>	
<b>Agency Callables (Aaa/AA+)</b>											
31422BRL6	11965	FARMER MAC		12/27/2019	25,000,000.00	25,060,750.00	25,000,000.00	1.900	1.900	1,152	12/27/2024
3133EMYD8	12441	Federal Farm Credit Bank		05/06/2021	15,000,000.00	14,865,600.00	15,001,062.50	0.850	0.850	1,463	11/03/2025
3133EMZS4	12447	Federal Farm Credit Bank		05/18/2021	10,000,000.00	9,907,900.00	10,000,000.00	0.900	0.900	1,659	05/18/2026
3130AKN85	12367	Federal Home Loan Bank		01/20/2021	20,000,000.00	19,566,200.00	19,974,000.00	0.550	0.576	1,541	01/20/2026
3130AKVY9	12373	Federal Home Loan Bank		01/29/2021	10,000,000.00	9,808,700.00	10,000,000.00	0.520	0.520	1,550	01/29/2026
3130AKVN3	12374	Federal Home Loan Bank		01/29/2021	5,000,000.00	4,904,350.00	5,000,000.00	0.520	0.520	1,550	01/29/2026
3130AKUS3	12377	Federal Home Loan Bank		01/29/2021	15,450,000.00	15,144,244.50	15,442,275.00	0.500	0.510	1,549	01/28/2026
3130AKMD5	12378	Federal Home Loan Bank		01/29/2021	4,980,000.00	4,881,794.40	4,976,324.76	0.500	0.515	1,547	01/26/2026
3130AKXB7	12391	Federal Home Loan Bank		02/11/2021	10,000,000.00	9,764,100.00	10,000,000.00	0.580	0.580	1,563	02/11/2026
3130AKXB7	12392	Federal Home Loan Bank		02/11/2021	20,000,000.00	19,528,200.00	20,000,000.00	0.580	0.580	1,563	02/11/2026
3130AKWA0	12393	Federal Home Loan Bank		02/12/2021	13,000,000.00	12,742,340.00	12,979,200.00	0.520	0.552	1,564	02/12/2026

**Alameda County Investment Pool  
Portfolio Management  
Portfolio Details - Investments  
October 31, 2021**

CUSIP	Investment #	Issuer	Average Balance	Purchase Date	Par Value	Market Value	Book Value	Stated Rate	YTM 365	Days to Maturity	Maturity Date
<b>Agency Callables (Aaa/AA+)</b>											
3130AKXQ4	12394	Federal Home Loan Bank		02/12/2021	15,000,000.00	14,722,650.00	15,000,000.00	0.600	0.600	1,564	02/12/2026
3130AKVR4	12395	Federal Home Loan Bank		02/12/2021	20,000,000.00	19,550,400.00	20,000,000.00	0.550	0.550	1,564	02/12/2026
3130AL3S1	12397	Federal Home Loan Bank		02/17/2021	10,000,000.00	9,823,200.00	10,000,000.00	0.625	0.625	1,569	02/17/2026
3130ALEM2	12403	Federal Home Loan Bank		02/25/2021	15,000,000.00	14,877,000.00	15,000,000.00	0.790	0.790	1,577	02/25/2026
3130AKZ25	12406	Federal Home Loan Bank		02/26/2021	10,000,000.00	9,783,900.00	10,000,000.00	0.650	0.650	1,578	02/26/2026
3130ALJ70	12413	Federal Home Loan Bank		03/12/2021	10,000,000.00	9,979,000.00	10,000,000.00	0.400	0.400	862	03/12/2024
3130ALGJ7	12419	Federal Home Loan Bank		03/23/2021	20,000,000.00	19,882,400.00	20,000,000.00	1.000	1.000	1,603	03/23/2026
3130ALGJ7	12420	Federal Home Loan Bank		03/23/2021	9,250,000.00	9,195,610.00	9,250,000.00	1.000	1.000	1,603	03/23/2026
3130ALVS0	12436	Federal Home Loan Bank		04/27/2021	15,000,000.00	14,917,050.00	15,000,000.00	0.620	0.620	1,183	01/27/2025
3130AMAG7	12437	Federal Home Loan Bank		04/29/2021	10,000,000.00	9,937,600.00	10,000,000.00	1.050	1.050	1,640	04/29/2026
3130AMUP5	12466	Federal Home Loan Bank		06/23/2021	15,000,000.00	14,890,500.00	15,000,000.00	0.500	0.500	1,148	12/23/2024
3130AMU75	12476	Federal Home Loan Bank		06/30/2021	10,000,000.00	9,931,500.00	10,000,000.00	1.000	1.000	1,698	06/26/2026
3130ANSC53	12494	Federal Home Loan Bank		08/30/2021	15,000,000.00	14,904,900.00	15,000,000.00	1.000	1.000	1,759	08/26/2026
3130ANWK24	12495	Federal Home Loan Bank		08/30/2021	25,000,000.00	24,664,000.00	25,000,000.00	0.650	0.650	1,213	02/26/2025
3130ANWG1	12496	Federal Home Loan Bank		08/30/2021	25,000,000.00	24,750,750.00	25,000,000.00	0.500	0.500	1,029	08/26/2024
3130ANWJ5	12497	Federal Home Loan Bank		08/30/2021	25,000,000.00	24,626,500.00	25,000,000.00	0.720	0.720	1,317	06/10/2025
3130ANU32	12516	Federal Home Loan Bank		09/22/2021	10,000,000.00	9,927,000.00	9,995,000.00	1.000	1.010	1,786	09/22/2026
3130APDL6	12521	Federal Home Loan Bank		09/30/2021	15,000,000.00	14,946,600.00	15,000,000.00	0.800	0.800	1,337	06/30/2025
3130APJ89	12538	Federal Home Loan Bank		10/28/2021	10,000,000.00	9,983,400.00	10,000,000.00	0.700	0.700	1,092	10/28/2024
3130APLB9	12539	Federal Home Loan Bank		10/28/2021	10,000,000.00	9,990,700.00	10,000,000.00	0.850	0.850	1,092	10/28/2024
3130APLB9	12540	Federal Home Loan Bank		10/28/2021	10,000,000.00	9,990,700.00	10,000,000.00	0.850	0.850	1,092	10/28/2024
31422BUS7	12016	Federal Home Loan Mtg Corp		02/18/2020	25,000,000.00	25,119,250.00	25,000,000.00	1.680	1.680	1,205	02/18/2025
3134GVWR5	12144	Federal Home Loan Mtg Corp		05/22/2020	25,000,000.00	24,902,750.00	25,000,000.00	0.625	0.625	1,298	05/22/2025
3134GWND4	12199	Federal Home Loan Mtg Corp		08/12/2020	15,000,000.00	14,861,550.00	15,000,000.00	0.600	0.600	1,380	08/12/2025
3134GWN44	12219	Federal Home Loan Mtg Corp		09/11/2020	15,000,000.00	14,885,550.00	15,000,000.00	0.450	0.450	1,045	09/11/2024
3134GWUY0	12246	Federal Home Loan Mtg Corp		09/30/2020	15,000,000.00	14,777,550.00	15,000,000.00	0.400	0.400	1,155	12/30/2024
3134GWVJ2	12247	Federal Home Loan Mtg Corp		09/30/2020	15,000,000.00	14,889,300.00	15,000,000.00	0.400	0.400	1,064	09/30/2024
3134GWXX0	12248	Federal Home Loan Mtg Corp		09/30/2020	15,000,000.00	14,889,300.00	15,000,000.00	0.400	0.400	1,064	09/30/2024
3134GWVJ2	12249	Federal Home Loan Mtg Corp		09/30/2020	10,000,000.00	9,926,200.00	10,000,000.00	0.400	0.400	1,064	09/30/2024
3134GWXG69	12250	Federal Home Loan Mtg Corp		09/30/2020	10,000,000.00	9,860,700.00	10,000,000.00	0.430	0.430	1,155	12/30/2024
3134GWUY0	12251	Federal Home Loan Mtg Corp		09/30/2020	10,000,000.00	9,851,700.00	10,000,000.00	0.400	0.400	1,155	12/30/2024
3134GXBD5	12300	Federal Home Loan Mtg Corp		11/12/2020	15,000,000.00	14,944,200.00	15,000,000.00	0.360	0.360	926	05/15/2024
3134GXDZ4	12318	Federal Home Loan Mtg Corp		11/25/2020	15,000,000.00	14,819,100.00	15,000,000.00	0.450	0.450	1,120	11/25/2024
3134GXBM5	12319	Federal Home Loan Mtg Corp		11/25/2020	15,000,000.00	14,751,600.00	15,000,000.00	0.600	0.600	1,472	11/12/2025
3134GXHD9	12359	Federal Home Loan Mtg Corp		12/23/2020	10,000,000.00	9,877,100.00	10,000,000.00	0.700	0.700	1,513	12/23/2025
3136G4XV0	12181	Federal National Mtg Assn		06/30/2020	15,000,000.00	14,899,950.00	15,000,000.00	0.730	0.730	1,337	06/30/2025

Portfolio POOL  
RC  
PM (PRF\_PM2) 7.3.0

**Alameda County Investment Pool  
Portfolio Management  
Portfolio Details - Investments  
October 31, 2021**

CUSIP	Investment #	Issuer	Average Balance	Purchase Date	Par Value	Market Value	Book Value	Stated Rate	YTM 365	Days to Maturity	Maturity Date
<b>Agency Callables (Aaa/AA+)</b>											
3136G4ZJ5	12184	Federal National Mtg Assn		07/21/2020	10,000,000.00	9,903,500.00	10,000,000.00	0.625	0.625	1,358	07/21/2025
3136G4A86	12185	Federal National Mtg Assn		07/21/2020	8,000,000.00	7,894,240.00	7,984,000.00	0.500	0.541	1,358	07/21/2025
3135G05X7	12209	Federal National Mtg Assn		08/27/2020	15,000,000.00	14,653,950.00	14,929,800.00	0.375	0.470	1,393	08/25/2025
3135G05X7	12210	Federal National Mtg Assn		08/27/2020	10,000,000.00	9,769,300.00	9,953,200.00	0.375	0.470	1,393	08/25/2025
3136G42F9	12211	Federal National Mtg Assn		08/27/2020	10,000,000.00	9,890,900.00	10,000,000.00	0.625	0.625	1,395	08/27/2025
3136G44U4	12265	Federal National Mtg Assn		10/20/2020	10,000,000.00	9,837,900.00	10,000,000.00	0.500	0.500	1,449	10/20/2025
3135G06C2	12278	Federal National Mtg Assn		10/29/2020	15,000,000.00	14,796,300.00	15,000,000.00	0.600	0.600	1,458	10/29/2025
3135GA2Z3	12304	Federal National Mtg Assn		11/17/2020	10,000,000.00	9,851,900.00	9,995,000.00	0.560	0.570	1,477	11/17/2025
3135GA3G4	12317	Federal National Mtg Assn		11/25/2020	10,000,000.00	9,917,400.00	10,000,000.00	0.400	0.400	1,120	11/25/2024
3135GAA76	12343	Federal National Mtg Assn		12/09/2020	20,000,000.00	19,782,800.00	20,000,000.00	0.540	0.540	1,316	06/09/2025
3135GABT7	12355	Federal National Mtg Assn		12/16/2020	20,000,000.00	19,758,800.00	20,000,000.00	0.500	0.500	1,323	06/16/2025
3135GA7L9	12356	Federal National Mtg Assn		12/16/2020	20,000,000.00	19,764,600.00	20,000,000.00	0.500	0.500	1,323	06/16/2025
<b>Subtotal and Average</b>			<b>809,350,830.00</b>		<b>835,680,000.00</b>	<b>826,526,928.90</b>	<b>835,479,862.26</b>		<b>0.685</b>	<b>1,346</b>	
<b>Asset Backed Securities</b>											
02007RAC3	11856	Ally Auto Receivables Trust		09/17/2019	5,640,639.05	5,684,015.56	5,640,479.98	1.300	1.283	926	05/15/2024
02007TAC9	11942	Ally Auto Receivables Trust		12/11/2019	2,088,992.18	2,103,740.46	2,088,632.46	1.840	1.033	957	06/15/2024
05588CAC6	11858	BMW Vehicle Owner Trust		09/18/2019	2,305,111.97	2,321,893.19	2,304,802.16	1.920	1.934	815	01/25/2024
14315XAB4	11976	CarMax Auto Owner Trust		01/22/2020	133,048.35	133,152.13	133,039.49	1.300	1.308	532	04/17/2023
14315XAC2	11977	CarMax Auto Owner Trust		01/22/2020	3,000,000.00	2,999,411.40	2,999,411.40	1.300	1.291	1,141	12/16/2024
14042WAC4	11760	Capital One Prime Auto Rec		05/30/2019	1,260,703.32	1,271,885.76	1,260,447.90	2.510	2.533	744	11/15/2023
14043TAF3	11859	Capital One Prime Auto Rec		09/18/2019	3,234,700.35	3,260,836.73	3,234,518.56	1.920	1.930	926	05/15/2024
14043MAC5	12019	Capital One Prime Auto Rec		02/19/2020	5,748,118.92	5,799,392.14	5,746,896.87	1.600	1.615	1,110	11/15/2024
14043MAC5	12043	Capital One Prime Auto Rec		03/18/2020	6,706,138.74	6,765,957.50	6,594,020.48	1.600	2.360	1,110	11/15/2024
254683CM5	11892	Dexia Credit Card		10/31/2019	9,650,000.00	9,793,592.00	9,647,927.18	1.890	1.907	1,079	10/15/2024
34532DAD9	11777	Ford Credit Auto Owner Trust		06/21/2019	4,135,877.12	4,165,986.31	4,135,065.66	2.235	2.255	713	10/15/2023
34528DAE3	11800	Ford Credit Auto Owner Trust		07/30/2019	3,200,000.00	3,205,952.00	3,199,557.12	2.270	2.289	379	11/15/2022
34528DAD5	11801	Ford Credit Auto Owner Trust		07/30/2019	2,397.60	2,399.42	2,397.18	2.220	2.188	348	10/15/2022
34531KAD4	11915	Ford Credit Auto Owner Trust		11/22/2019	6,963,001.20	7,019,819.29	6,962,601.52	1.300	1.283	865	03/15/2024
34531MAD0	11987	Ford Credit Auto Owner Trust		01/28/2020	2,147,050.52	2,153,684.91	2,146,946.17	2.090	2.102	499	03/15/2023
36257FAD2	11726	GM Financial		04/17/2019	1,368,014.06	1,379,231.78	1,367,902.70	2.650	2.668	837	02/16/2024
36257PAD0	11797	GM Financial		07/24/2019	1,525,357.27	1,538,597.37	1,525,171.48	1.300	1.309	897	04/16/2024
38013TAE1	11811	GM Financial		08/14/2019	1,435,851.97	1,437,704.22	1,435,717.00	2.030	1.988	626	07/20/2023
36258NAC6	11972	GM Financial		01/15/2020	1,874,143.11	1,891,329.00	1,873,701.75	1.840	1.858	1,050	09/16/2024
36259KAD9	12018	GM Financial		02/19/2020	1,708,403.43	1,714,058.25	1,708,249.67	1.670	1.622	414	12/20/2022

**Alameda County Investment Pool  
Portfolio Management  
Portfolio Details - Investments  
October 31, 2021**

CUSIP	Investment #	Issuer	Average Balance	Purchase Date	Par Value	Market Value	Book Value	Stated Rate	YTM 365	Days to Maturity	Maturity Date
<b>Asset Backed Securities</b>											
44932NAD2	11706	Hyundai Auto Rec Trust		04/10/2019	960,858.39	966,959.84	960,731.94	2.660	2.630	591	06/15/2023
43815NAC8	11829	Hyundai Auto Rec Trust		08/27/2019	3,075,797.09	3,097,020.09	3,075,771.56	1.780	1.787	652	08/15/2023
44891JAC2	11894	Hyundai Auto Rec Trust		11/06/2019	2,275,440.39	2,293,552.90	2,275,335.49	1.940	1.950	836	02/15/2024
43813VAC2	11923	Hyundai Auto Rec Trust		11/26/2019	10,792,267.86	10,891,664.65	10,790,344.68	1.830	1.846	808	01/18/2024
43813RAC1	12024	Hyundai Auto Rec Trust		02/26/2020	10,000,000.00	10,087,900.00	9,998,040.00	1.610	1.625	903	04/22/2024
41284UAD6	11988	Harley Davidson Motorcycle		01/29/2020	2,033,769.95	2,049,796.06	2,033,326.38	1.870	1.887	1,079	10/15/2024
477870AC3	11798	John Deere Owner Trust		07/24/2019	663,020.92	668,742.79	662,880.16	2.210	2.107	774	12/15/2023
58769TAD7	11861	Mercedes Benz Auto Rec		09/25/2019	5,219,200.96	5,258,188.39	5,218,482.28	1.940	1.954	865	03/15/2024
65479NAD6	11985	Nissan Auto Lease Trust		01/27/2020	3,143,068.87	3,156,332.62	3,142,845.71	1.800	1.813	196	05/16/2022
89233MAD5	11905	Toyota Auto Rec Owners Trust		11/13/2019	5,647,021.17	5,695,924.37	5,646,613.46	1.920	1.931	806	01/16/2024
98162GAD4	11820	World Omni Automobile Lease		08/21/2019	2,610,448.98	2,619,350.61	2,610,022.69	2.030	2.049	379	11/15/2022
98162HAC4	12010	World Omni Automobile Lease		02/12/2020	5,250,000.00	5,296,200.00	5,249,510.18	1.700	1.712	440	01/15/2023
<b>Subtotal and Average</b>			<b>120,727,195.88</b>		<b>115,798,443.74</b>	<b>116,724,271.74</b>	<b>115,671,391.26</b>	<b>1.819</b>	<b>1.829</b>		
<b>Municipal Bonds</b>											
072024WP3	12038	Bay Area Ca Tran		03/17/2020	10,000,000.00	10,359,900.00	10,264,600.00	2.254	1.570	882	04/01/2024
072024WP3	12039	Bay Area Ca Tran		03/17/2020	10,000,000.00	10,359,900.00	10,264,600.00	2.254	1.575	882	04/01/2024
13063DRJ9	11878	St. of California		10/24/2019	5,000,000.00	5,178,700.00	5,100,050.00	2.400	1.870	699	10/01/2023
13032UJZ9	11920	St. of California		11/25/2019	2,000,000.00	2,019,280.00	2,000,000.00	1.893	1.880	212	06/01/2022
91412HGE7	12262	UNIVHGR		10/19/2020	9,580,000.00	9,506,425.60	9,661,525.80	0.883	0.721	1,291	05/15/2025
<b>Subtotal and Average</b>			<b>37,290,775.80</b>		<b>36,580,000.00</b>	<b>37,424,205.60</b>	<b>37,290,775.80</b>	<b>1.409</b>	<b>1.409</b>	<b>927</b>	
<b>Total and Average</b>			<b>6,335,228,953.84</b>		<b>6,632,738,443.74</b>	<b>6,652,273,990.12</b>	<b>6,627,626,887.50</b>	<b>0.873</b>	<b>0.873</b>	<b>603</b>	

**Alameda County Investment Pool  
Portfolio Management  
Portfolio Details - Cash  
October 31, 2021**

CUSIP	Investment #	Issuer	Average Balance	Purchase Date	Par Value	Market Value	Book Value	Stated Rate	YTM 365	Days to Maturity
Average Balance			0.00							0
Total Cash and Investments			6,335,228,953.84		6,632,738,443.74	6,652,273,990.12	6,627,626,887.50		0.873	603

**Alameda County Investment Pool  
Transaction Activity Report  
October 1, 2021 - October 31, 2021  
Sorted by Fund - Transaction Date  
All Funds**

Investment #	Fund	CUSIP	Inv Descrip	TransactionType	TransactionDate	Issuer	New Principal	Principal Paydowns	Interest	Total Cash
11731	100	31422BEV8	FAMCA 2.485% MAT	Interest	10/01/2021	FARMER MAC			621,250.00	621,250.00
11736	100	31422BEX4	FAMCA 2.475% MAT	Interest	10/01/2021	FARMER MAC			618,750.00	618,750.00
11878	100	13063DRJ9	CALIFORNIA ST,	Interest	10/01/2021	St. of California			60,000.00	60,000.00
11956	100	31422BQW3	FAMCA 1.74% MAT	Interest	10/01/2021	FARMER MAC			348,000.00	348,000.00
12038	100	072024WP3	BAYTRN 2.254% MAT	Interest	10/01/2021	Bay Area Ca Tran			112,700.00	112,700.00
12039	100	072024WP3	BAYTRN 2.254% MAT	Interest	10/01/2021	Bay Area Ca Tran			112,700.00	112,700.00
12081	100	89236TGX7	TOYOTA MOTOR	Interest	10/01/2021	TOYOTA MOTOR			90,000.00	90,000.00
12255	100	SYS12255	BRIDGE 1.5% MAT	Interest	10/01/2021	Bridge Bank			2,250.00	2,250.00
12255	100	SYS12255	BRIDGE 1.5% MAT	Redemption	10/03/2021	Bridge Bank		10,000,000.00		10,000,000.00
12255	100	SYS12255	BRIDGE 1.5% MAT	Interest	10/03/2021	Bridge Bank			2,972.63	2,972.63
12526	100	SYS12526	BRIDGE 0.27% MAT	Purchase	10/04/2021	Bridge Bank	10,000,000.00			-10,000,000.00
12525	100	46640QER8	JPMSSC ZERO CPN	Purchase	10/04/2021	J.P. Morgan	49,951,458.33			-49,951,458.33
11731	100	31422BEV8	FAMCA 2.485% MAT	Interest	10/04/2021	FARMER MAC			621,250.00	621,250.00
12385	100	SYS12385	BANKSF 1.1% MAT	Interest	10/04/2021	Bank of San Francisc			1,666.67	1,666.67
12438	100	SYS12438	EWEST 0.17% MAT	Interest	10/05/2021	East West Bank			12,833.28	12,833.28
12528	100	SYS12528	SIGNA 0.35% MAT	Purchase	10/06/2021	Signature Bank	10,000,000.00			-10,000,000.00
12527	100	912796M63	UNITED STATES	Purchase	10/06/2021	Treasury Bill	49,995,687.50			-49,995,687.50
11331	100	3135G0T78	FNMA 2.1% MAT	Interest	10/06/2021	Federal National Mtg			150,000.00	150,000.00
11332	100	3135G0T78	FNMA 2.1% MAT	Interest	10/06/2021	Federal National Mtg			100,000.00	100,000.00
12529	100	912796M55	UNITED STATES	Purchase	10/07/2021	Treasury Bill	49,996,833.33			-49,996,833.33
12257	100	713448FB9	PEP 0.4% MAT	Interest	10/07/2021	Pepsi Inc.			20,000.00	20,000.00
12530	100	06048WN63	BK OF AMERICA	Purchase	10/08/2021	Bank of America Corp	4,848,502.99			-4,848,502.99
12531	100	SYS12531	BSB 0.15% MAT	Purchase	10/08/2021	Beneficial State Ban	10,000,000.00			-10,000,000.00
12434	100	SYS12434	BSB 0.15% MAT	Redemption	10/08/2021	Beneficial State Ban		10,000,000.00		10,000,000.00
12411	100	SYS12411	CBB 1.1% MAT	Interest	10/08/2021	Community Bank of th			1,669.58	1,669.58
12259	100	24422EVJ5	DEERE JOHN	Interest	10/10/2021	John Deere			4,000.00	4,000.00
12505	100	SYS12505	UB-LOC 0.05% MAT	Interest	10/10/2021	Union Bank - LOC			145.83	145.83
11576	100	3130AF5B9	FEDERAL HOME	Redemption	10/12/2021	Federal Home Loan		10,000,000.00		10,000,000.00
11577	100	3130AF5B9	FEDERAL HOME	Redemption	10/12/2021	Federal Home Loan		10,000,000.00		10,000,000.00
11576	100	3130AF5B9	FEDERAL HOME	Interest	10/12/2021	Federal Home Loan			150,000.00	150,000.00
11577	100	3130AF5B9	FEDERAL HOME	Interest	10/12/2021	Federal Home Loan			150,000.00	150,000.00
11718	100	3135G0V59	FNMA 2.25% MAT	Interest	10/12/2021	Federal National Mtg			168,750.00	168,750.00
12301	100	SYS12301	EWEST 1.5% MAT	Interest	10/12/2021	East West Bank			50,000.00	50,000.00
12434	100	SYS12434	BSB 0.15% MAT	Interest	10/12/2021	Beneficial State Ban			3,958.33	3,958.33

Portfolio POOL

RC



**Alameda County Investment Pool  
Transaction Activity Report  
Sorted by Fund - Transaction Date**

Investment #	Fund	CUSIP	Inv Descrip	TransactionType	TransactionDate	Issuer	New Principal	Principal Paydowns	Interest	Total Cash
12381	100	46640PXD0	JPMSSC ZERO CPN	Redemption	10/13/2021	J.P. Morgan		50,000,000.00		50,000,000.00
12415	100	SYS12415	SELFHP 1.0% MAT	Interest	10/14/2021	Self-Help Federal Cr			76.67	76.67
11872	100	3135G0W66	FNMA 1.625% MAT	Interest	10/15/2021	Federal National Mtg			162,500.00	162,500.00
11875	100	3135G0W66	FNMA 1.625% MAT	Interest	10/15/2021	Federal National Mtg			203,125.00	203,125.00
11876	100	3135G0W66	FNMA 1.625% MAT	Interest	10/15/2021	Federal National Mtg			203,125.00	203,125.00
11918	100	3135G0W66	FNMA 1.625% MAT	Interest	10/15/2021	Federal National Mtg			203,125.00	203,125.00
12160	100	98459LAA1	YALUNI 0.873% MAT	Interest	10/15/2021	Yale University			13,095.00	13,095.00
11706	100	44932NAD2	HART 2.66% MAT	Interest	10/15/2021	Hyundai Auto Rec Tru			2,462.32	2,462.32
11706	100	44932NAD2	HART 2.66% MAT	Redemption	10/15/2021	Hyundai Auto Rec Tru		149,963.37		149,963.37
11760	100	14042WAC4	COPAR 2.51% MAT	Interest	10/15/2021	Capital One Prime Au			2,947.88	2,947.88
11760	100	14042WAC4	COPAR 2.51% MAT	Redemption	10/15/2021	Capital One Prime Au		148,641.00		148,641.00
11777	100	34532DAD9	FORDO 2.235% MAT	Interest	10/15/2021	Ford Credit Auto Own			8,622.45	8,622.45
11777	100	34532DAD9	FORDO 2.235% MAT	Redemption	10/15/2021	Ford Credit Auto Own		504,003.98		504,003.98
11798	100	477870AC3	JDOT 2.21% MAT	Interest	10/15/2021	John Deere Owner			1,314.24	1,314.24
11798	100	477870AC3	JDOT 2.21% MAT	Redemption	10/15/2021	John Deere Owner		50,594.54		50,594.54
11800	100	34528DAE3	FORDL 2.27% MAT	Interest	10/15/2021	Ford Credit Auto Own			6,053.33	6,053.33
11800	100	34528DAE3	FORDL 2.27% MAT	Redemption	10/15/2021	Ford Credit Auto Own		239,468.25		239,468.25
11801	100	34528DAD5	FORDL 2.22% MAT	Interest	10/15/2021	Ford Credit Auto Own			2,114.23	2,114.23
11801	100	34528DAD5	FORDL 2.22% MAT	Redemption	10/15/2021	Ford Credit Auto Own		1,140,431.70		1,140,431.70
11829	100	43815NAC8	HART 1.78% MAT	Interest	10/15/2021	Hyundai Auto Rec Tru			5,023.31	5,023.31
11829	100	43815NAC8	HART 1.78% MAT	Redemption	10/15/2021	Hyundai Auto Rec Tru		310,703.53		310,703.53
11856	100	02007RAC3	ALLYA 1.3% MAT	Interest	10/15/2021	Ally Auto Receivable			9,888.03	9,888.03
11856	100	02007RAC3	ALLYA 1.3% MAT	Redemption	10/15/2021	Ally Auto Receivable		507,362.89		507,362.89
11859	100	14043TAF3	COPAR 1.92% MAT	Interest	10/15/2021	Capital One Prime Au			5,630.90	5,630.90
11859	100	14043TAF3	COPAR 1.92% MAT	Redemption	10/15/2021	Capital One Prime Au		284,611.50		284,611.50
11861	100	58769TAD7	MBART 1.94% MAT	Interest	10/15/2021	Mercedez Benz Auto			9,303.51	9,303.51
11861	100	58769TAD7	MBART 1.94% MAT	Redemption	10/15/2021	Mercedez Benz Auto		535,546.94		535,546.94
11892	100	254683CM5	DEXCRD 1.89% MAT	Interest	10/15/2021	Dexia Credit Card			15,198.75	15,198.75
11892	100	254683CM5	DEXCRD 1.89% MAT	Redemption	10/15/2021	Dexia Credit Card		291,867.02		291,867.02
11894	100	44891JAC2	HART 1.94% MAT	Interest	10/15/2021	Hyundai Auto Rec Tru			4,027.18	4,027.18
11894	100	44891JAC2	HART 1.94% MAT	Redemption	10/15/2021	Hyundai Auto Rec Tru		215,598.92		215,598.92
11905	100	89233MAD5	TAOT 1.92% MAT	Interest	10/15/2021	Toyota Auto Rec			9,804.60	9,804.60
11905	100	89233MAD5	TAOT 1.92% MAT	Redemption	10/15/2021	Toyota Auto Rec		480,853.45		480,853.45
11915	100	34531KAD4	FORDO 1.3% MAT	Interest	10/15/2021	Ford Credit Auto Own			11,764.12	11,764.12
11915	100	34531KAD4	FORDO 1.3% MAT	Redemption	10/15/2021	Ford Credit Auto Own		586,165.90		586,165.90
11942	100	02007TAC9	ALLYA 1.84% MAT	Interest	10/15/2021	Ally Auto Receivable			3,487.96	3,487.96
11942	100	02007TAC9	ALLYA 1.84% MAT	Redemption	10/15/2021	Ally Auto Receivable		185,760.48		185,760.48
11976	100	14315XAB4	CARMX 1.3% MAT	Interest	10/15/2021	CarMax Auto Owner			514.29	514.29
11976	100	14315XAB4	CARMX 1.3% MAT	Redemption	10/15/2021	CarMax Auto Owner		196,980.04		196,980.04
11977	100	14315XAC2	CARMX 1.3% MAT	Interest	10/15/2021	CarMax Auto Owner			4,725.00	4,725.00

Portfolio POOL

RC

**Alameda County Investment Pool  
Transaction Activity Report  
Sorted by Fund - Transaction Date**

Investment #	Fund	CUSIP	Inv Descrip	TransactionType	TransactionDate	Issuer	New Principal	Principal Paydowns	Interest	Total Cash
11977	100	14315XAC2	CARMX 1.3% MAT	Redemption	10/15/2021	CarMax Auto Owner		83,856.53		<b>83,856.53</b>
11985	100	65479NAD6	NALT 1.8% MAT	Interest	10/15/2021	Nissan Auto Lease Tr			5,610.30	<b>5,610.30</b>
11985	100	65479NAD6	NALT 1.8% MAT	Redemption	10/15/2021	Nissan Auto Lease Tr	515,822.69			<b>515,822.69</b>
11987	100	34531MAD0	FORDO 2.09% MAT	Interest	10/15/2021	Ford Credit Auto Own			4,103.65	<b>4,103.65</b>
11987	100	34531MAD0	FORDO 2.09% MAT	Redemption	10/15/2021	Ford Credit Auto Own	514,779.00			<b>514,779.00</b>
11988	100	41284UAD6	HDMOT 1.87% MAT	Interest	10/15/2021	Harley Davidson Moto			3,450.04	<b>3,450.04</b>
11988	100	41284UAD6	HDMOT 1.87% MAT	Redemption	10/15/2021	Harley Davidson Moto	180,162.32			<b>180,162.32</b>
12010	100	98162HAC4	WOLS 1.7% MAT	Interest	10/15/2021	World Omni			7,437.50	<b>7,437.50</b>
12010	100	98162HAC4	WOLS 1.7% MAT	Redemption	10/15/2021	World Omni	341,347.55			<b>341,347.55</b>
12019	100	14043MAC5	COPAR 1.6% MAT	Interest	10/15/2021	Capital One Prime Au			8,000.00	<b>8,000.00</b>
12019	100	14043MAC5	COPAR 1.6% MAT	Redemption	10/15/2021	Capital One Prime Au	251,881.08			<b>251,881.08</b>
12043	100	14043MAC5	COPAR 1.6% MAT	Interest	10/15/2021	Capital One Prime Au			9,333.33	<b>9,333.33</b>
12043	100	14043MAC5	COPAR 1.6% MAT	Redemption	10/15/2021	Capital One Prime Au	293,861.26			<b>293,861.26</b>
11797	100	36257PAD0	GM 1.3% MAT	Interest	10/16/2021	GM Financial			3,041.80	<b>3,041.80</b>
11797	100	36257PAD0	GM 1.3% MAT	Redemption	10/16/2021	GM Financial	149,024.79			<b>149,024.79</b>
11820	100	98162GAD4	WOLS 2.03% MAT	Interest	10/16/2021	World Omni			5,360.91	<b>5,360.91</b>
11820	100	98162GAD4	WOLS 2.03% MAT	Redemption	10/16/2021	World Omni	558,563.38			<b>558,563.38</b>
11726	100	36257FAD2	GM 2.65% MAT	Interest	10/18/2021	GM Financial			3,373.14	<b>3,373.14</b>
11726	100	36257FAD2	GM 2.65% MAT	Redemption	10/18/2021	GM Financial	159,441.36			<b>159,441.36</b>
11923	100	43813VAC2	HART 1.83% MAT	Interest	10/18/2021	Hyundai Auto Rec Tru			17,772.46	<b>17,772.46</b>
11923	100	43813VAC2	HART 1.83% MAT	Redemption	10/18/2021	Hyundai Auto Rec Tru	861,806.93			<b>861,806.93</b>
11972	100	36258NAC6	GMCAR 1.84% MAT	Interest	10/18/2021	GM Financial			3,084.72	<b>3,084.72</b>
11972	100	36258NAC6	GMCAR 1.84% MAT	Redemption	10/18/2021	GM Financial	137,628.50			<b>137,628.50</b>
11486	100	3132X0U25	FEDERAL AGRIC	Interest	10/19/2021	FARMER MAC			420,000.00	<b>420,000.00</b>
11487	100	3132X0U25	FEDERAL AGRIC	Interest	10/19/2021	FARMER MAC			560,000.00	<b>560,000.00</b>
11488	100	3132X0U25	FEDERAL AGRIC	Interest	10/19/2021	FARMER MAC			420,000.00	<b>420,000.00</b>
11811	100	38013TAE1	GM 2.03% MAT	Interest	10/19/2021	GM Financial			3,990.79	<b>3,990.79</b>
11811	100	38013TAE1	GM 2.03% MAT	Redemption	10/19/2021	GM Financial	923,225.43			<b>923,225.43</b>
12018	100	36259KAD9	GM 1.67% MAT	Interest	10/19/2021	GM Financial			2,770.52	<b>2,770.52</b>
12018	100	36259KAD9	GM 1.67% MAT	Redemption	10/19/2021	GM Financial	282,390.65			<b>282,390.65</b>
12265	100	3136G44U4	FEDERAL NATL MTG	Interest	10/20/2021	Federal National Mtg			25,000.00	<b>25,000.00</b>
12448	100	02665WDX6	AMERICAN HONDA	Interest	10/20/2021	American Honda			14,583.33	<b>14,583.33</b>
12514	100	SYS12514	CALBT 0.15% MAT	Interest	10/20/2021	California Bank & Tr			3,875.00	<b>3,875.00</b>
11737	100	57636QAF1	MASTER 2.% MAT	Redemption	10/21/2021	Mastercard Inc.	9,856,500.00			<b>9,856,500.00</b>
11737	100	57636QAF1	MASTER 2.% MAT	Cap G/L	10/21/2021	Mastercard Inc.	143,500.00			<b>143,500.00</b>
11781	100	57636QAF1	MASTER 2.% MAT	Redemption	10/21/2021	Mastercard Inc.	19,982,600.00			<b>19,982,600.00</b>
11781	100	57636QAF1	MASTER 2.% MAT	Cap G/L	10/21/2021	Mastercard Inc.	17,400.00			<b>17,400.00</b>
11737	100	57636QAF1	MASTER 2.% MAT	Interest	10/21/2021	Mastercard Inc.			83,330.00	<b>83,330.00</b>
11781	100	57636QAF1	MASTER 2.% MAT	Interest	10/21/2021	Mastercard Inc.			166,660.00	<b>166,660.00</b>
12270	100	3130AKDH6	FEDERAL HOME	Interest	10/21/2021	Federal Home Loan			5,000.00	<b>5,000.00</b>

Portfolio POOL

RC

**Alameda County Investment Pool  
Transaction Activity Report  
Sorted by Fund - Transaction Date**

Investment #	Fund	CUSIP	Inv Descrip	TransactionType	TransactionDate	Issuer	New Principal	Principal Paydowns	Interest	Total Cash
12024	100	43813RAC1	HART 1.61% MAT	Interest	10/21/2021	Hyundai Auto Rec Tru			12,239.34	12,239.34
12024	100	43813RAC1	HART 1.61% MAT	Redemption	10/21/2021	Hyundai Auto Rec Tru		307,641.25		307,641.25
11909	100	69349LAG3	PNC 2.7% MAT	Interest	10/22/2021	PNC Bank NA			202,500.00	202,500.00
11736	100	31422BEX4	FAMCA 2.475% MAT	Interest	10/24/2021	FARMER MAC			618,750.00	618,750.00
12532	100	89233HFN9	TOYOTA ZERO CPN	Purchase	10/25/2021	TOYOTA MOTOR	49,930,000.00			-49,930,000.00
12533	100	89233HFP4	TOYOTA ZERO CPN	Purchase	10/25/2021	TOYOTA MOTOR	49,929,708.33			-49,929,708.33
12153	100	06406RAL1	BNM 2.1% MAT	Interest	10/25/2021	Bank of NY			68,670.00	68,670.00
11858	100	05588CAC6	BMWOT 1.92% MAT	Interest	10/25/2021	BMW Vehicle Owner			4,091.45	4,091.45
11858	100	05588CAC6	BMWOT 1.92% MAT	Redemption	10/25/2021	BMW Vehicle Owner		252,042.57		252,042.57
12529	100	912796M55	UNITED STATES	Redemption	10/26/2021	Treasury Bill		50,000,000.00		50,000,000.00
12535	100	06367CMZ7	BMO 0.19% MAT	Purchase	10/27/2021	Bank of Montreal	50,000,000.00			-50,000,000.00
12536	100	06367CN29	BMO 0.21% MAT	Purchase	10/27/2021	Bank of Montreal	50,000,000.00			-50,000,000.00
12534	100	78012UX34	RY 0.21% MAT	Purchase	10/27/2021	Royal Bank CN	50,000,000.00			-50,000,000.00
12537	100	91282CDB4	UNITED STATES	Purchase	10/27/2021	U.S. Treasury	49,752,489.70			-49,752,489.70
12382	100	06367CAD9	BMO 0.16% MAT	Redemption	10/27/2021	Bank of Montreal		50,000,000.00		50,000,000.00
12382	100	06367CAD9	BMO 0.16% MAT	Interest	10/27/2021	Bank of Montreal			59,333.35	59,333.35
12436	100	3130ALVS0	FEDERAL HOME	Interest	10/27/2021	Federal Home Loan			46,500.00	46,500.00
12538	100	3130APJ89	FEDERAL HOME	Purchase	10/28/2021	Federal Home Loan	10,000,000.00			-10,000,000.00
12539	100	3130APLB9	FEDERAL HOME	Purchase	10/28/2021	Federal Home Loan	10,000,000.00			-10,000,000.00
12540	100	3130APLB9	FEDERAL HOME	Purchase	10/28/2021	Federal Home Loan	10,000,000.00			-10,000,000.00
12277	100	459058JL8	IBRD 0.5% MAT	Interest	10/28/2021	International Bank R			37,500.00	37,500.00
12544	100	SYS12544	EWEST 0.2% MAT	Purchase	10/29/2021	East West Bank	20,000,000.00			-20,000,000.00
12545	100	SYS12545	FREMNT 0.1% MAT	Purchase	10/29/2021	Fremont Bank	1,000,000.00			-1,000,000.00
12541	100	78012UX67	RY 0.33% MAT	Purchase	10/29/2021	Royal Bank CN	50,000,000.00			-50,000,000.00
12542	100	78012UX75	RY 0.3% MAT	Purchase	10/29/2021	Royal Bank CN	50,000,000.00			-50,000,000.00
12543	100	89114WJY2	TD 0.32% MAT	Purchase	10/29/2021	Toronto Dominion	50,000,000.00			-50,000,000.00
12440	100	SYS12440	FREMNT 0.125%	Redemption	10/29/2021	Fremont Bank		35,000,000.00		35,000,000.00
10648	100	037833BD1	APPLE INC, SR NT	Interest	10/29/2021	Apple Inc.			22,245.54	22,245.54
12278	100	3135G06C2	FEDERAL NATL MTG	Interest	10/29/2021	Federal National Mtg			45,000.00	45,000.00
12280	100	742718FL8	PROCTER &	Interest	10/29/2021	Procter & Gamble			13,750.00	13,750.00
12437	100	3130AMAG7	FEDERAL HOME	Interest	10/29/2021	Federal Home Loan			52,500.00	52,500.00
12438	100	SYS12438	EWEST 0.17% MAT	Interest	10/29/2021	East West Bank			12,694.39	12,694.39
12440	100	SYS12440	FREMNT 0.125%	Interest	10/29/2021	Fremont Bank			3,524.31	3,524.31
11756	100	31422BFK1	FAMCA 2.4% MAT	Interest	11/01/2021	FARMER MAC			300,000.00	300,000.00
12124	100	95001D6U9	FHLMC 0.65% MAT	Interest	11/01/2021	Wells Fargo Securiti			53,750.00	53,750.00
12522	100	91282CAT8	UNITED STATES	Interest	11/01/2021	National Australia B			62,500.00	62,500.00
12522	100	91282CAT8	UNITED STATES	Accr Int	11/01/2021	National Australia B		51,970.11	-51,970.11	0.00
<b>Totals for General Fund</b>							<b>685,404,680.18</b>	<b>266,693,998.91</b>	<b>7,630,180.85</b>	<b>-411,080,500.42</b>
<b>Grand Total</b>							<b>685,404,680.18</b>	<b>266,693,998.91</b>	<b>7,630,180.85</b>	<b>-411,080,500.42</b>

Portfolio POOL

RC