



T R E A S U R E R - T A X C O L L E C T O R

HENRY C. LEVY
TREASURER - TAX COLLECTOR

December 27, 2022

Board of Supervisors
County of Alameda
1221 Oak Street, 5th Floor
Oakland, CA 94612

Dear Board Members:

RE: Investment Report – November 2022

In accordance with the Treasurer's investment policy, submitted herewith is a report of the cash pool investments for the month of November 2022. Enclosed with this report is a detailed composition of all outstanding investments by securities category as of November 30, 2022. This report reflects the market value and cost of purchase. All investments in the Treasurer's investment portfolio conform to the statutory requirements of Government Code Section 53601 et. seq., authorities delegated by the County Board of Supervisors and the Treasurer's investment policy.

As of November 30, 2022

Treasurer's Investment Pool – Book Value	\$ 8,698,292,091
Treasurer's Investment Pool – Market Value	8,411,582,909
Total Cash in Bank	139,515,688
Total interest received during the month	6,907,392
Average Maturity of the portfolio	507 days
Annualized cash basis rate of return for the month	1.01%

Liquidity Summary of the Portfolio as of November 30, 2022

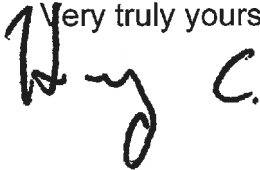
Maturity	Amount	Percentage Held
1 to 90 days	\$ 1,777,424,847	20.43%
91 to 365 days	2,607,384,606	29.98%
2 years	1,739,083,574	19.99%
3 years	1,691,839,919	19.45%
4 years	631,562,157	7.26%
5 years	250,996,987	2.89%
Total	\$8,698,292,091	100.00%

Conclusion

Based on investment activity during the month of November 2022, the Treasurer expects to meet all operating cash needs for the pool participants within the next six months from the portfolio's most liquid assets and current revenues. For your review, a copy of the Investment Status Report and transaction details for the month of November 2022 is attached and on file with the Office of the Clerk of the Board of Supervisors.

Vision 2026 Goal

The Investment Report meets the 10x goal of **Accessible Infrastructure** in support of our shared vision of **Prosperous and Vibrant Economy**.

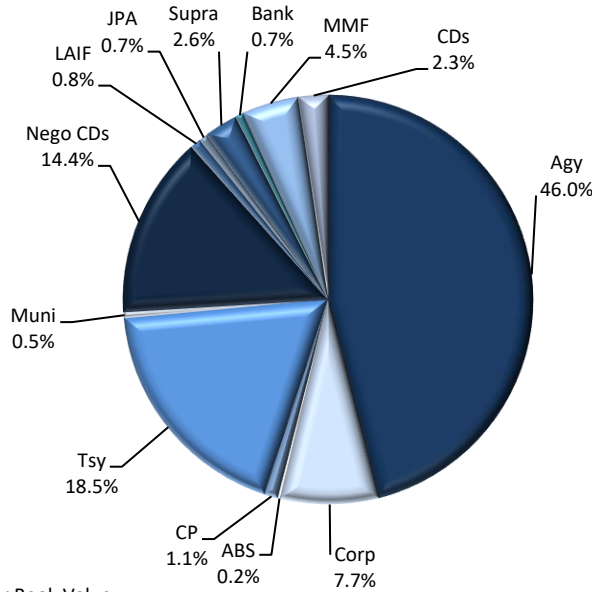
Very truly yours,




Henry C. Levy
Treasurer – Tax Collector

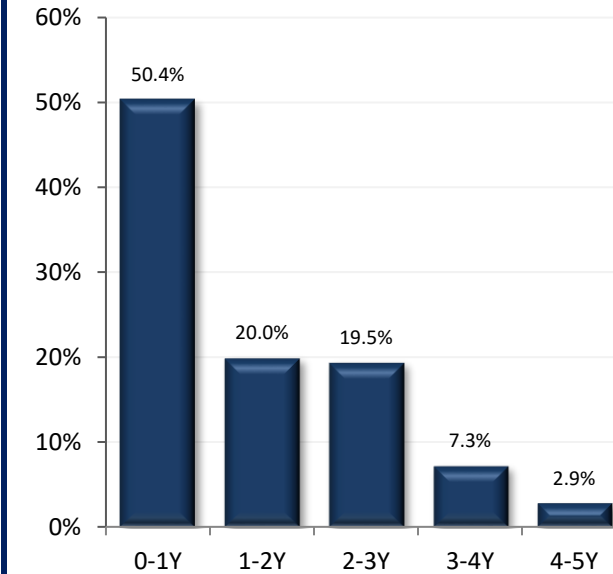
cc: Susan Muranishi, County Administrator
Melissa Wilk, Auditor-Controller
School District and Special District Participants
Members of the Treasury Oversight Committee

SECTOR ALLOCATION



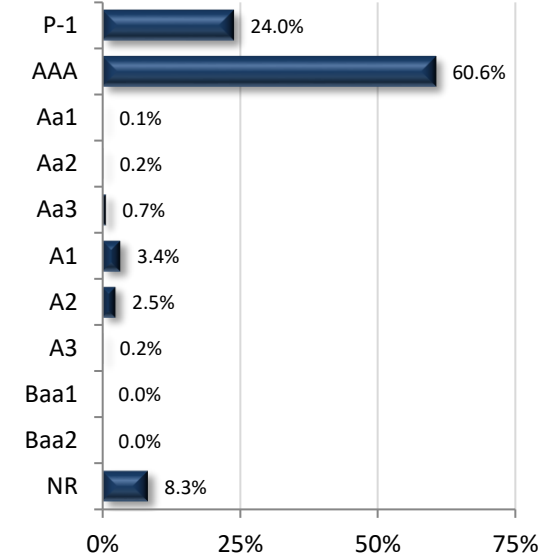
Per Book Value

MATURITY DISTRIBUTION



Per Book Value

CREDIT QUALITY (MOODY'S)



NR: Not Rated

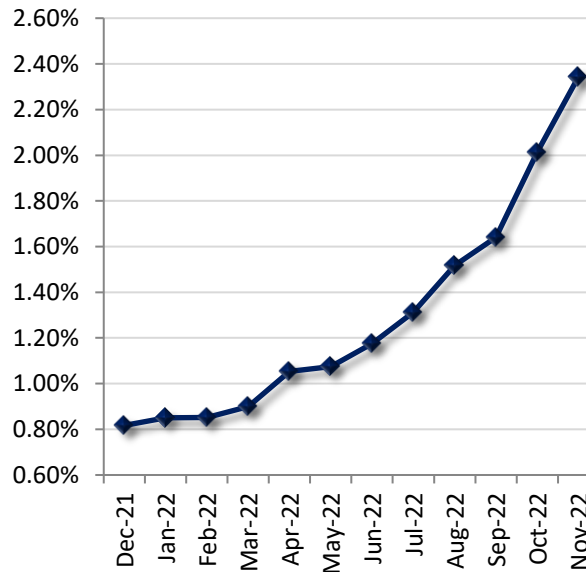
ACCOUNT SUMMARY

	11/30/22	10/31/22
Market Value	\$8,411,582,909	\$7,541,692,404
Book Value*	\$8,698,292,091	\$7,865,516,278
Unrealized G/L	-\$286,709,182	-\$323,823,874
Par Value	\$8,726,452,407	\$7,888,751,401
Net Asset Value	\$96.704	\$95.883
Book Yield	2.34%	2.01%
Years to Maturity	1.39	1.49
Effective Duration	1.26	1.34

*Book Value is not Amortized

**Note: 50mm maturity on 8/31 was credited the following business day and will show on our September 2019 reports.

PORTFOLIO BOOK YIELD HISTORY



TOP ISSUERS

Issuer	% Portfolio
Federal Home Loan Bank	21.3%
U.S. Treasury	14.0%
Federal Home Loan Mtg Corp	8.0%
Federal National Mtg Assn	6.5%
Toronto Dominion Bank	5.5%
Farmer Mac	4.8%
Bank of Montreal	3.5%
Natixis North America	3.4%
Treasury Bill	3.4%
Federal Home Loan Bk Disc Note	2.8%
Federal Farm Credit Bank	2.7%
Western Asset Govt 4512	2.6%
JP Morgan Sec	2.3%
International Bank Recon & D	1.5%
State Street Institutional US	1.5%

Per Book Value

Item / Sector	Parameters	In Compliance
Weighted Average Maturity	Maximum WAM of 3.0 years	Yes 1.39 yrs
U.S. Treasury and Federal Agency Obligations	No sector limit; no issuer limit; max maturity 5 years	Yes 64.5%
Debt Issued by State of CA and Local Agencies within the State	20% limit; 5% issuer limit; Minimum rating of A by at least one NRSRO; max maturity 5 years	Yes 0.5%
LAIF	Maximum amount permitted by LAIF (currently \$75 million limit)	Yes \$72 Mil
Joint Powers Authority (CAMP)	Max Limit: Twice the limit of LAIF deposits (currently \$150 million limit)	Yes \$20 Mil
Joint Powers Authority (CalTrust)	Max Limit: Twice the limit of LAIF deposits (currently \$150 million limit)	Yes \$40 Mil
Money Market Mutual Funds	20% limit; 10% per fund limit; SEC registered with stable NAV; Rated AAAM or equivalent by at least two of the three rating agencies or meet advisor requirements	Yes 4.5%
Commercial Paper (Includes Asset Backed)	25% sector limit; 10% combined issuer limit; Max maturity of 270 days; Rated A-1, P-1, or F-1; Total assets over \$500mm; Asset Backed CP Must have program-wide credit enhancements	Yes 1.1%
Negotiable CDs	30% limit; 10% combined issuer limit; Minimum rating of A by rating agency if issued by domestic bank; Minimum rating of AA if a U.S. branch of a foreign bank; Max maturity of 1 year	Yes 14.4%
Collateralized/FDIC - Insured Time Deposits	Time deposits with banks and savings and loans associations located with the State, collateralized according to Government code	Yes 2.3%
Collateralized Money Market Bank Accounts	Deposit funds in interest-bearing active collateralized money market bank accounts	Yes 0.7%
Medium-Term Notes	30% limit; 10% combined issuer limit, Max maturity 5 years; Minimum rating of A or better by two NRSRO's	Yes 7.7%
Asset-Backed Securities	20% limit; 5% issuer limit; Max maturity of 5 years; Minimum rating of AA or better by rating agency	Yes 0.2%
Repurchase Agreement	20% limit; Max maturity of 180 days; Must have 102% collateral; Collateral of agency and treasuries with final maturity not to exceed 5 years	Yes 0.0%
Supranationals	30% limit; 15% issuer limit; Only IBRD, IFC, IADB; Max Maturity 5 years; Minimum rating of AA by a rating agency; max maturity of 5 years	Yes 2.6%
Floaters, Structured Notes, Derivatives	15% limit for treasuries, agencies, and munis	Yes 0.0%

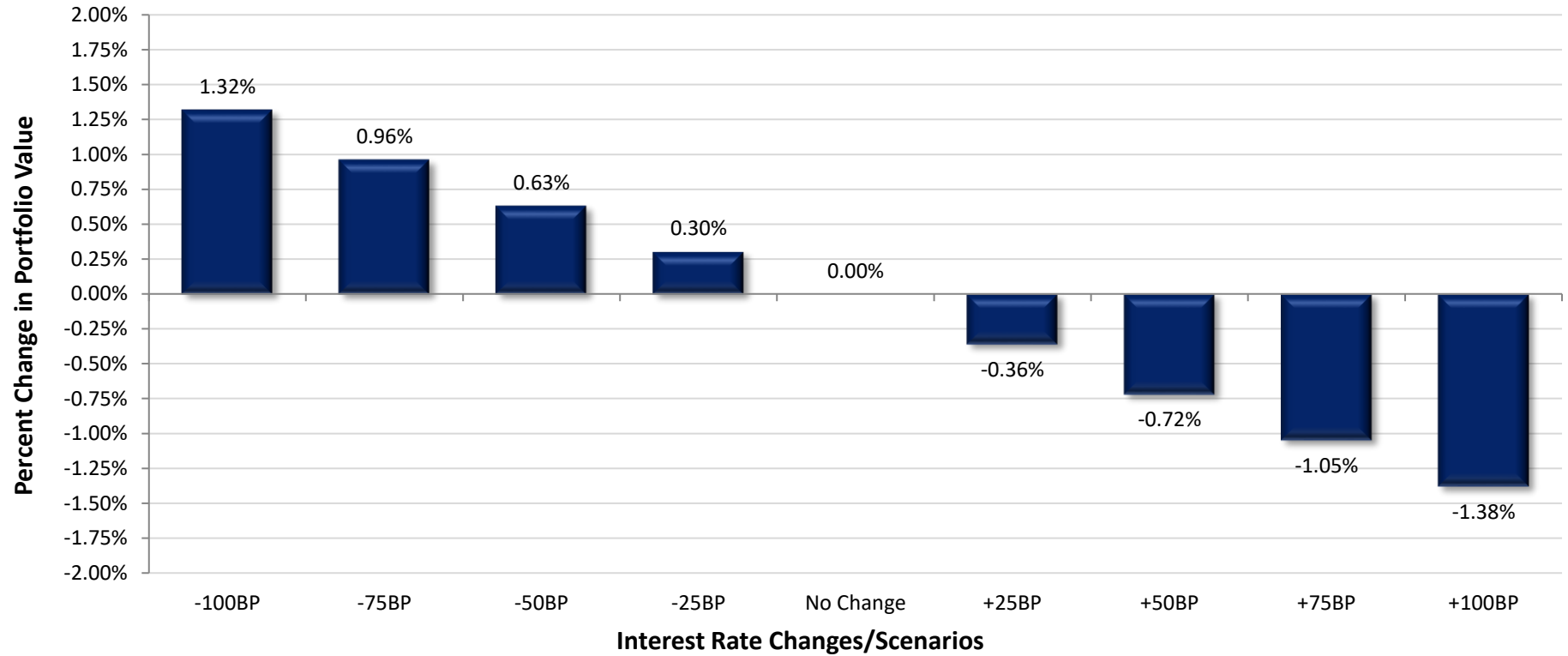
**Historical Book Values
11/30/2022**



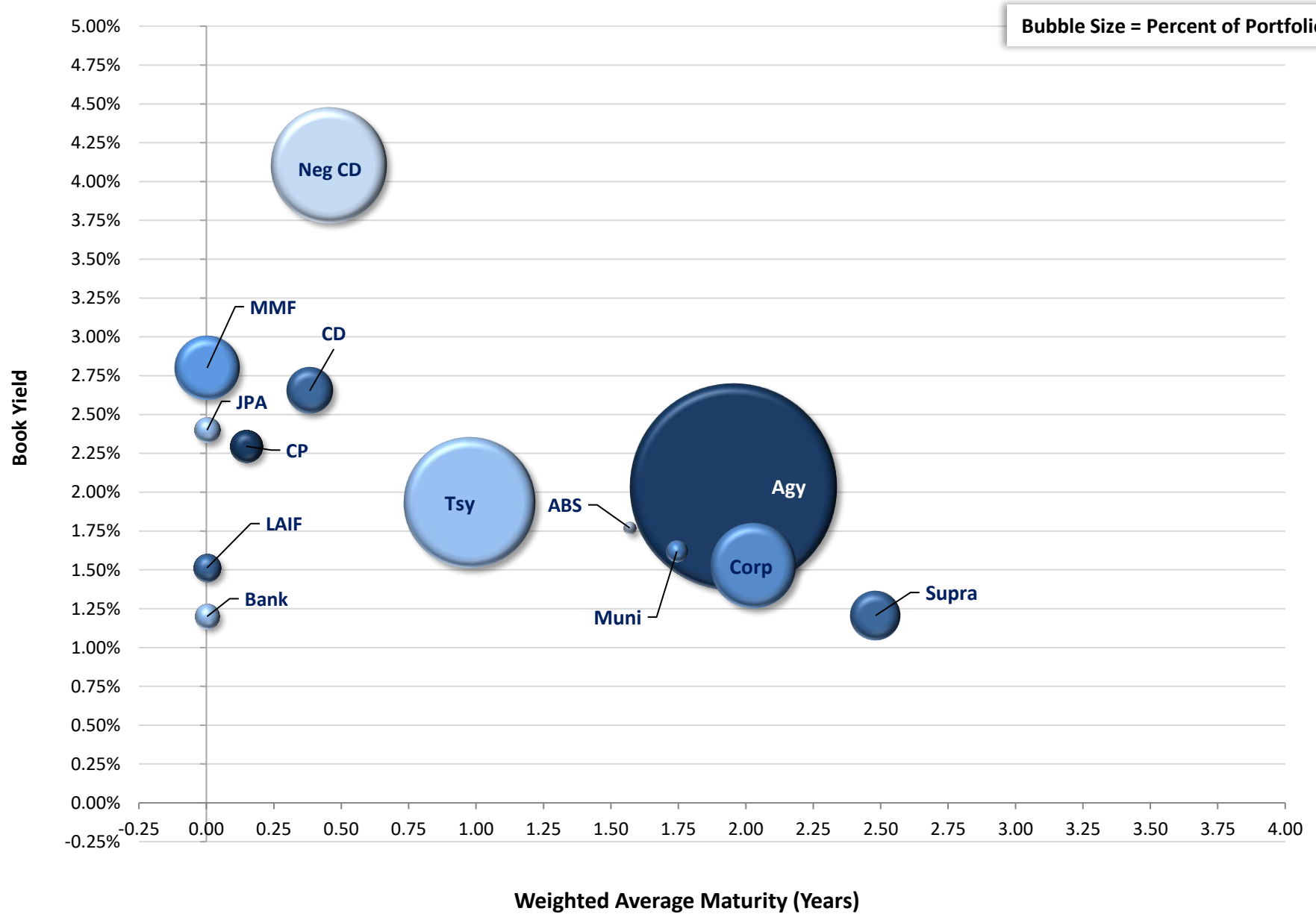
	Jul	Aug	Sep	Oct	Nov	Dec	Jan	Feb	Mar	Apr	May	Jun
Fiscal Year 2016	\$3.325	\$3.023	\$3.078	\$2.936	\$3.117	\$3.530	\$3.747	\$3.852	\$3.862	\$4.195	\$4.199	\$4.060
Fiscal Year 2017	\$4.120	\$3.786	\$3.698	\$3.962	\$4.328	\$4.781	\$4.807	\$4.726	\$4.767	\$5.174	\$5.263	\$5.253
Fiscal Year 2018	\$5.107	\$4.600	\$4.490	\$4.625	\$5.096	\$5.818	\$6.011	\$5.881	\$5.868	\$6.002	\$5.984	\$5.901
Fiscal Year 2019	\$5.648	\$5.146	\$5.108	\$5.047	\$5.540	\$6.217	\$6.047	\$5.912	\$6.093	\$6.626	\$6.507	\$6.311
Fiscal Year 2020	\$6.029	\$5.655	\$5.782	\$5.797	\$6.103	\$6.658	\$6.682	\$6.513	\$6.507	\$6.958	\$7.246	\$7.096
Fiscal Year 2021	\$6.711	\$6.231	\$6.426	\$6.439	\$6.857	\$7.543	\$7.422	\$7.412	\$7.369	\$7.811	\$7.680	\$7.546
Fiscal Year 2022	\$6.449	\$6.168	\$6.204	\$6.335	\$7.041	\$7.786	\$7.749	\$7.630	\$7.753	\$8.296	\$8.370	\$8.141
Fiscal Year 2023	\$8.142	\$7.519	\$7.446	\$7.549	\$8.265							

Figures in Billions, Average Daily Balance

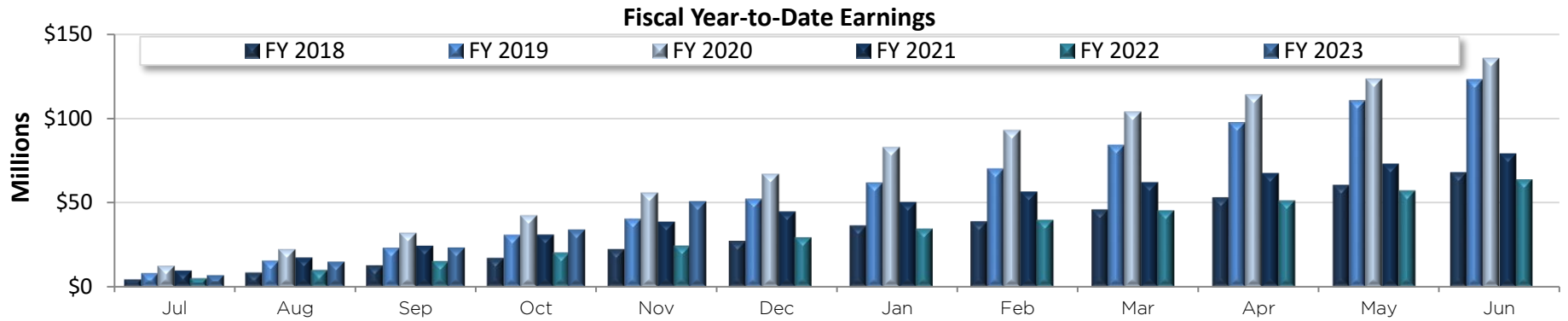
Instantaneous Interest Rate Changes and Approximate Change in Portfolio's Market Value



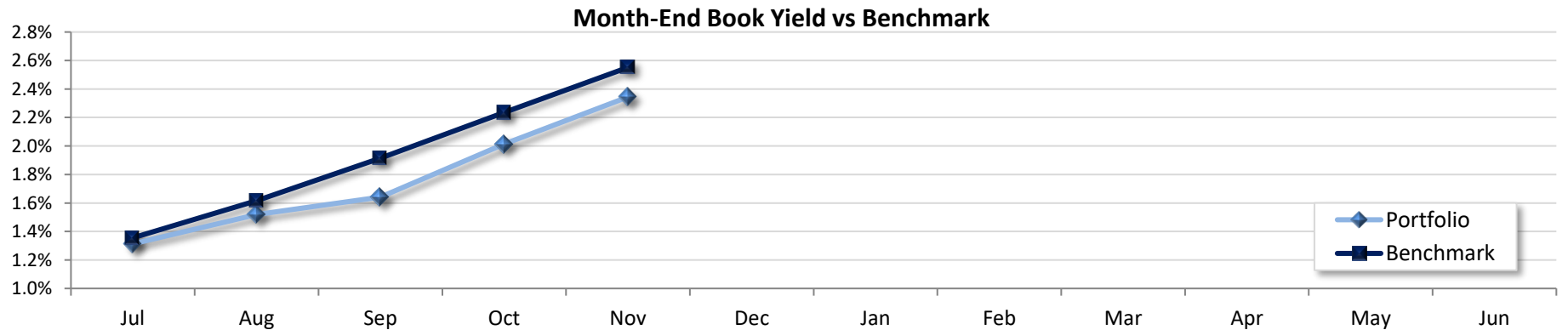
Int. Rate Change	Portfolio Value	Value Change	Percent Change
-100 Basis Points	\$8,522,615,803	\$111,032,894	1.32%
-75 Basis Points	\$8,492,636,922	\$81,054,013	0.96%
-50 Basis Points	\$8,464,878,698	\$53,295,789	0.63%
-25 Basis Points	\$8,437,120,475	\$25,537,566	0.30%
No Change	\$8,411,582,909	\$0	0.00%
+25 Basis Points	\$8,381,402,149	-\$30,180,759	-0.36%
+50 Basis Points	\$8,351,221,390	-\$60,361,519	-0.72%
+75 Basis Points	\$8,323,362,227	-\$88,220,682	-1.05%
+100 Basis Points	\$8,295,503,065	-\$116,079,844	-1.38%



*Note: Excludes Cash Balance



Fiscal YTD (\$Mil)	Jul	Aug	Sep	Oct	Nov	Dec	Jan	Feb	Mar	Apr	May	Jun
FY 2018	\$4.6	\$8.7	\$12.8	\$17.3	\$22.4	\$27.3	\$36.5	\$38.8	\$45.9	\$53.0	\$60.3	\$67.8
FY 2019	\$8.4	\$15.8	\$23.5	\$31.1	\$40.7	\$52.6	\$62.1	\$70.3	\$84.4	\$97.7	\$110.6	\$123.0
FY 2020	\$12.7	\$22.7	\$32.4	\$42.8	\$56.2	\$67.5	\$83.2	\$93.3	\$104.2	\$114.2	\$123.6	\$135.9
FY 2021	\$9.9	\$17.5	\$24.4	\$31.0	\$38.5	\$44.5	\$50.1	\$56.3	\$61.7	\$67.1	\$72.6	\$78.7
FY 2022	\$5.3	\$10.2	\$15.4	\$20.3	\$24.5	\$29.3	\$34.3	\$39.5	\$45.0	\$50.9	\$56.8	\$63.4
FY 2023	\$7.1	\$14.9	\$23.2	\$33.8	\$50.4							



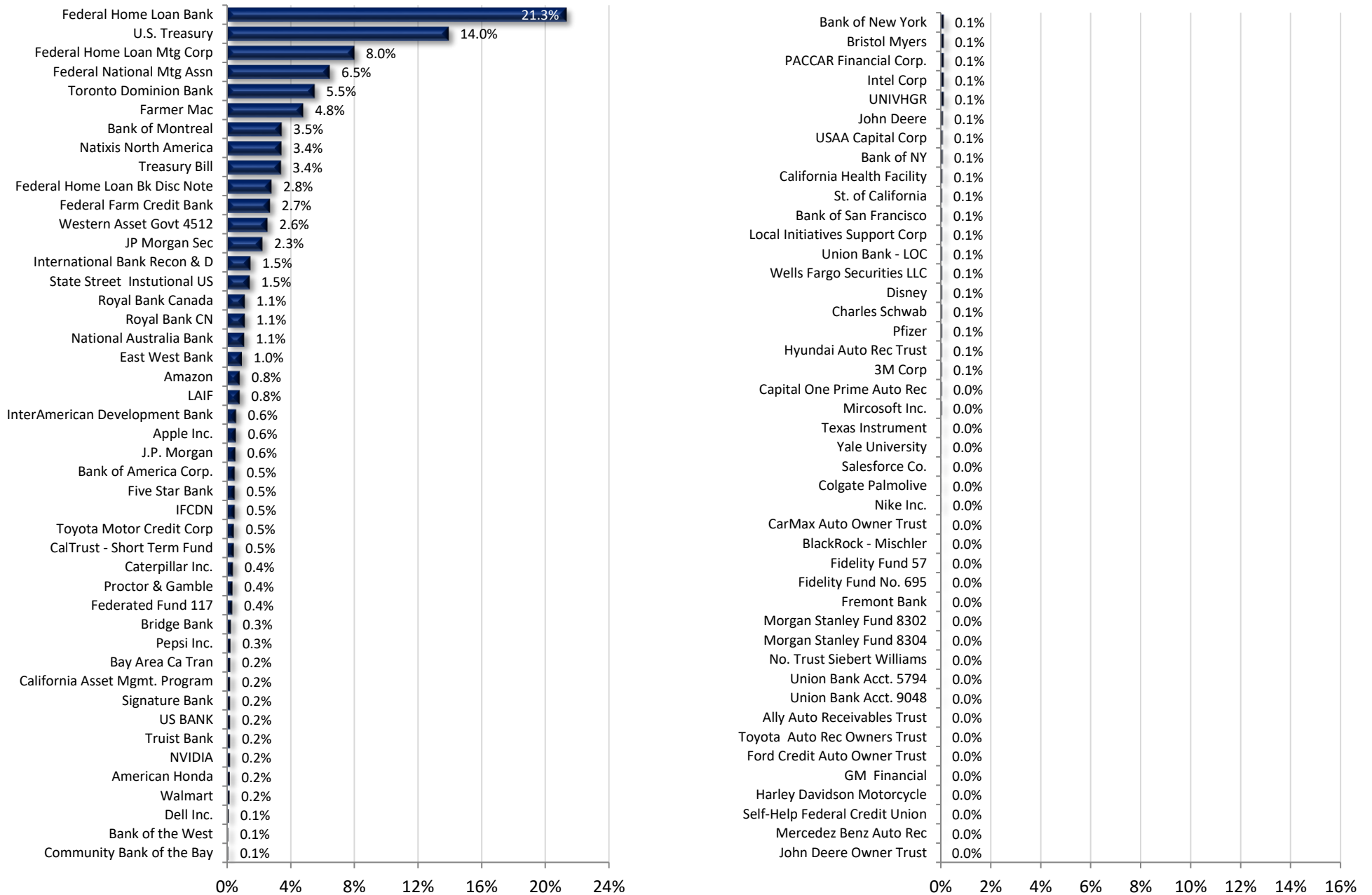
	Jul	Aug	Sep	Oct	Nov	Dec	Jan	Feb	Mar	Apr	May	Jun
Month-End Book Yield	1.31%	1.52%	1.64%	2.01%	2.34%							
Benchmark	1.36%	1.62%	1.91%	2.24%	2.55%							
Variance	-0.04%	-0.10%	-0.27%	-0.22%	-0.21%							

Benchmark: ICE BofAML Indices 30MMA 10% 1-5yr Tsy, 35% 1-5yr Agy, 5% 1-5yr A-AAA Ex Yankee Corp, and 6MMA 10% 0-1yr Tsy, 20% 0-1yr Agy, 20% 0-1yr A-AAA Corp

Holdings Allocation by Issuer

County of Alameda

11/30/2022



**Alameda County Investment Pool
Portfolio Management
Portfolio Summary
November 30, 2022**

Investments	Par Value	Market Value	Book Value	% of Portfolio	Days to Maturity	YTM 365 Equiv.
Non-Negotiable CDs	201,230,000.00	201,230,000.00	201,230,000.00	2.31	140	2.653
Local Agency Investment Funds	72,000,000.00	72,000,000.00	72,000,000.00	0.83	1	1.350
Joint Powers Authority	60,000,000.00	60,000,000.00	60,000,000.00	0.69	1	3.220
Money Market Mutual Funds	390,000,000.00	390,000,000.00	390,000,000.00	4.48	1	3.697
Money Market Bank Accounts	57,000,000.00	57,000,000.00	57,000,000.00	0.66	1	2.054
Negotiable CDs	1,250,000,000.00	1,245,134,000.00	1,248,314,750.00	14.35	166	4.104
Corporate Notes	674,108,000.00	634,631,855.81	672,386,347.21	7.73	741	1.525
Washington Supranational Obligation	230,000,000.00	213,651,680.00	229,524,789.00	2.64	906	1.206
Commercial Paper Disc. -Amortizing	100,000,000.00	99,358,000.00	98,331,666.67	1.13	54	2.296
Agency Bullets (Aaa/AA+)	1,272,050,000.00	1,224,327,169.00	1,269,899,483.49	14.60	495	1.682
Federal Agency Disc. -Amortizing	250,000,000.00	247,107,500.00	246,721,344.99	2.84	94	4.174
Treasury Notes and Bonds	1,325,000,000.00	1,269,796,250.00	1,311,312,884.33	15.08	427	1.456
Treasury Discounts -Amortizing	300,000,000.00	298,448,500.00	297,904,333.32	3.42	46	4.035
Agency Callables (Aaa/AA+)	2,490,590,000.00	2,346,330,911.50	2,488,517,719.93	28.61	887	2.004
Asset Backed Securities	13,679,407.24	13,590,623.25	13,642,996.03	0.16	573	1.769
Municipal Bonds	40,795,000.00	38,976,419.30	41,505,775.80	0.48	637	1.619
	8,726,452,407.24	8,411,582,908.86	8,698,292,090.77	100.00%	507	2.344
Investments						

Total Earnings	November 30 Month Ending	Fiscal Year To Date
Current Year	12,980,052.87	50,357,168.10
Average Daily Balance	8,265,256,487.85	7,783,417,745.06
Effective Rate of Return	1.91%	1.54%

Henry C. Levy, Treasurer - Tax Collector

Reporting period 11/01/2022-11/30/2022

Run Date: 12/19/2022 - 11:44

Portfolio POOL
RC
PM (PRF_PM1) 7.3.0
Report Ver. 7.3.6.1

**Alameda County Investment Pool
Portfolio Management
Portfolio Details - Investments
November 30, 2022**

CUSIP	Investment #	Issuer	Average Balance	Purchase Date	Par Value	Market Value	Book Value	Stated Rate	YTM 365	Days to Maturity	Maturity Date
Non-Negotiable CDs											
SYS12797	12797	Bank of San Francisco		08/04/2022	5,000,000.00	5,000,000.00	5,000,000.00	3.030	3.072	246	08/04/2023
SYS12818	12818	Bridge Bank		10/04/2022	25,000,000.00	25,000,000.00	25,000,000.00	4.000	4.056	306	10/03/2023
SYS12817	12817	Community Bank of the Bay		09/08/2022	10,000,000.00	10,000,000.00	10,000,000.00	4.000	4.056	281	09/08/2023
SYS12640	12640	East West Bank		02/10/2022	40,000,000.00	40,000,000.00	40,000,000.00	0.990	1.004	71	02/10/2023
SYS12767	12767	East West Bank		06/30/2022	25,000,000.00	25,000,000.00	25,000,000.00	3.000	3.042	211	06/30/2023
SYS12798	12798	East West Bank		07/25/2022	20,000,000.00	20,000,000.00	20,000,000.00	2.900	2.940	53	01/23/2023
SYS12836	12836	Fremont Bank		10/31/2022	1,000,000.00	1,000,000.00	1,000,000.00	0.150	0.152	151	05/01/2023
63873QTM6	12802	Natixis North America		04/27/2022	50,000,000.00	50,000,000.00	50,000,000.00	2.380	2.413	76	02/15/2023
SYS12660	12660	Self-Help Federal Credit Union		03/14/2022	230,000.00	230,000.00	230,000.00	1.000	1.014	102	03/13/2023
SYS12821	12821	Signature Bank		10/12/2022	20,000,000.00	20,000,000.00	20,000,000.00	3.850	3.903	126	04/06/2023
SYS12742	12742	Union Bank - LOC		05/10/2022	5,000,000.00	5,000,000.00	5,000,000.00	0.500	0.507	160	05/10/2023
Subtotal and Average			201,230,000.00		201,230,000.00	201,230,000.00	201,230,000.00		2.653	140	
Local Agency Investment Funds											
SYS10285	10285	LAIF		07/01/2018	72,000,000.00	72,000,000.00	72,000,000.00	1.350	1.350	1	
Subtotal and Average			72,000,000.00		72,000,000.00	72,000,000.00	72,000,000.00		1.350	1	
Joint Powers Authority											
SYS10470	10470	California Asset Mgmt. Program		07/01/2018	20,000,000.00	20,000,000.00	20,000,000.00	4.040	4.040	1	
SYS10472	10472	CalTrust - Short Term Fund		07/01/2018	40,000,000.00	40,000,000.00	40,000,000.00	2.810	2.810	1	
Subtotal and Average			60,000,000.00		60,000,000.00	60,000,000.00	60,000,000.00		3.220	1	
Money Market Mutual Funds											
09250C721	12656	BlackRock - Mischler		03/03/2022	1,000,000.00	1,000,000.00	1,000,000.00	3.470	3.470	1	
608919718	11093	Federated Fund 117		07/01/2018	32,000,000.00	32,000,000.00	32,000,000.00	3.670	3.670	1	
316175504	10274	Fidelity Fund No. 695		07/01/2018	1,000,000.00	1,000,000.00	1,000,000.00	3.670	3.670	1	
316175108	11090	Fidelity Fund 57		07/01/2018	1,000,000.00	1,000,000.00	1,000,000.00	3.580	3.580	1	
61747C707	10280	Morgan Stanley Fund 8302		07/01/2018	1,000,000.00	1,000,000.00	1,000,000.00	3.630	3.630	1	
61747C582	11089	Morgan Stanley Fund 8304		07/01/2018	1,000,000.00	1,000,000.00	1,000,000.00	3.600	3.600	1	
665279840	12588	No. Trust Siebert Williams		12/06/2021	1,000,000.00	1,000,000.00	1,000,000.00	3.210	3.210	1	
SYS12009	12009	State Street Institutional US		02/11/2020	127,000,000.00	127,000,000.00	127,000,000.00	3.690	3.690	1	
52470G791	10318	Western Asset Govt 4512		07/01/2018	225,000,000.00	225,000,000.00	225,000,000.00	3.710	3.710	1	
Subtotal and Average			407,766,666.67		390,000,000.00	390,000,000.00	390,000,000.00		3.697	1	

**Alameda County Investment Pool
Portfolio Management
Portfolio Details - Investments
November 30, 2022**

CUSIP	Investment #	Issuer	Average Balance	Purchase Date	Par Value	Market Value	Book Value	Stated Rate	YTM 365	Days to Maturity	Maturity Date
Money Market Bank Accounts											
SYS12169	12169	Five Star Bank		11/12/2019	45,000,000.00	45,000,000.00	45,000,000.00	2.250	2.250	1	
SYS12601	12601	Bank of the West		12/22/2021	10,000,000.00	10,000,000.00	10,000,000.00	1.570	1.570	1	
SYS10286	10286	California Bank & Trust		07/01/2018	0.00	0.00	0.00	1.090	1.090	1	
SYS10290	10290	Union Bank Acct. 5794		07/01/2018	1,000,000.00	1,000,000.00	1,000,000.00	0.050	0.050	1	
SYS10291	10291	Union Bank Acct. 9048		07/01/2018	1,000,000.00	1,000,000.00	1,000,000.00	0.050	0.050	1	
Subtotal and Average			57,000,000.00		57,000,000.00	57,000,000.00	57,000,000.00	2.054	1		
Negotiable CDs											
06367CRK5	12619	Bank of Montreal		01/05/2022	50,000,000.00	49,835,500.00	50,000,000.00	0.580	0.588	33	01/03/2023
06367CSX6	12654	Bank of Montreal		03/02/2022	50,000,000.00	49,793,000.00	50,000,000.00	1.150	1.166	48	01/18/2023
06367CXQ5	12794	Bank of Montreal		08/30/2022	50,000,000.00	49,604,500.00	50,000,000.00	4.120	4.177	237	07/26/2023
06367CZ42	12832	Bank of Montreal		10/28/2022	50,000,000.00	50,016,000.00	50,000,000.00	5.270	5.343	202	06/21/2023
06367CZ83	12833	Bank of Montreal		10/28/2022	50,000,000.00	50,000,500.00	50,000,000.00	5.330	5.404	237	07/26/2023
46640QQ12	12796	JP Morgan Sec		08/31/2022	50,000,000.00	49,432,500.00	49,090,000.00	3.600	3.718	90	03/01/2023
46640QPN5	12823	JP Morgan Sec		10/19/2022	50,000,000.00	49,476,500.00	49,224,750.00	4.430	4.562	83	02/22/2023
63873QTL8	12730	Natixis North America		04/27/2022	50,000,000.00	49,825,500.00	50,000,000.00	2.340	2.373	62	02/01/2023
63873QXD1	12824	Natixis North America		10/19/2022	50,000,000.00	49,978,000.00	50,000,000.00	5.000	5.069	160	05/10/2023
63873QXM1	12831	Natixis North America		10/28/2022	50,000,000.00	49,986,000.00	50,000,000.00	5.270	5.343	208	06/27/2023
63873QXP4	12839	Natixis North America		11/02/2022	50,000,000.00	50,008,500.00	50,000,000.00	4.810	4.877	90	03/01/2023
63873QXR0	12840	Natixis North America		11/03/2022	50,000,000.00	50,051,000.00	50,000,000.00	5.560	5.637	237	07/26/2023
78012U7G4	12752	Royal Bank Canada		06/27/2022	50,000,000.00	49,656,500.00	50,000,000.00	3.550	3.599	160	05/10/2023
78015JHA8	12812	Royal Bank Canada		09/29/2022	50,000,000.00	49,792,500.00	50,000,000.00	4.730	4.796	237	07/26/2023
78012U5J0	12725	Royal Bank CN		04/26/2022	50,000,000.00	49,813,000.00	50,000,000.00	2.280	2.312	60	01/30/2023
78015JCS4	12795	Royal Bank CN		08/31/2022	50,000,000.00	49,602,000.00	50,000,000.00	4.150	4.208	238	07/27/2023
89114WVT9	12726	Toronto Dominion Bank		04/26/2022	50,000,000.00	49,825,500.00	50,000,000.00	2.290	2.322	60	01/30/2023
89114WZP3	12750	Toronto Dominion Bank		06/27/2022	50,000,000.00	49,619,000.00	50,000,000.00	3.560	3.609	174	05/24/2023
89114WZT5	12751	Toronto Dominion Bank		06/27/2022	50,000,000.00	49,666,000.00	50,000,000.00	3.550	3.599	160	05/10/2023
89115BNS5	12793	Toronto Dominion Bank		08/30/2022	50,000,000.00	49,581,000.00	50,000,000.00	4.110	4.167	237	07/26/2023
89115BXN5	12809	Toronto Dominion Bank		09/29/2022	100,000,000.00	99,579,000.00	100,000,000.00	4.750	4.816	237	07/26/2023
89115BA75	12830	Toronto Dominion Bank		10/28/2022	50,000,000.00	50,000,500.00	50,000,000.00	5.270	5.343	208	06/27/2023
89115BAB6	12834	Toronto Dominion Bank		10/28/2022	50,000,000.00	49,983,500.00	50,000,000.00	5.340	5.414	237	07/26/2023
89115BHP8	12861	Toronto Dominion Bank		11/29/2022	50,000,000.00	50,008,000.00	50,000,000.00	5.280	5.353	210	06/29/2023
Subtotal and Average			1,243,314,750.00		1,250,000,000.00	1,245,134,000.00	1,248,314,750.00	4.104	166		

**Alameda County Investment Pool
Portfolio Management
Portfolio Details - Investments
November 30, 2022**

CUSIP	Investment #	Issuer	Average Balance	Purchase Date	Par Value	Market Value	Book Value	Stated Rate	YTM 365	Days to Maturity	Maturity Date
Corporate Notes											
037833DM9	11851	Apple Inc.		09/11/2019	3,000,000.00	2,867,310.00	2,993,160.00	1.800	1.848	650	09/11/2024
037833DM9	11943	Apple Inc.		12/12/2019	9,000,000.00	8,601,930.00	8,918,370.00	1.800	2.001	650	09/11/2024
037833DT4	12133	Apple Inc.		05/11/2020	5,000,000.00	4,619,750.00	4,991,050.00	1.125	1.162	892	05/11/2025
037833DV9	12134	Apple Inc.		05/11/2020	5,000,000.00	4,915,350.00	4,986,400.00	0.750	0.842	161	05/11/2023
037833DX5	12200	Apple Inc.		08/20/2020	5,000,000.00	4,516,550.00	4,988,200.00	0.550	0.598	993	08/20/2025
037833DX5	12201	Apple Inc.		08/20/2020	5,000,000.00	4,516,550.00	4,988,200.00	0.550	0.598	993	08/20/2025
037833EB2	12387	Apple Inc.		02/08/2021	20,000,000.00	17,851,200.00	19,955,000.00	0.746	0.792	1,165	02/08/2026
023135BQ8	12162	Amazon		06/10/2020	5,000,000.00	4,589,850.00	4,995,350.00	0.800	0.819	915	06/03/2025
023135BQ8	12163	Amazon		06/10/2020	5,000,000.00	4,589,850.00	4,993,750.00	0.800	0.826	915	06/03/2025
023135BQ8	12166	Amazon		06/11/2020	10,000,000.00	9,179,700.00	9,990,700.00	0.800	0.819	915	06/03/2025
023135BV7	12442	Amazon		05/12/2021	10,000,000.00	9,806,400.00	9,998,600.00	0.250	0.257	162	05/12/2023
023135BX3	12443	Amazon		05/12/2021	10,000,000.00	8,913,700.00	9,956,800.00	1.000	1.089	1,258	05/12/2026
023135BW5	12444	Amazon		05/12/2021	3,000,000.00	2,831,820.00	2,995,620.00	0.450	0.499	528	05/12/2024
023135CF1	12686	Amazon		04/13/2022	7,000,000.00	6,711,180.00	6,985,580.00	3.300	3.345	1,594	04/13/2027
023135CD6	12687	Amazon		04/13/2022	10,000,000.00	9,761,400.00	10,000,000.00	2.730	2.730	499	04/13/2024
023135CE4	12688	Amazon		04/13/2022	13,000,000.00	12,593,750.00	12,979,330.00	3.000	3.050	864	04/13/2025
06051GJG5	12241	Bank of America Corp.		09/25/2020	8,000,000.00	7,328,240.00	8,000,000.00	0.981	0.981	1,029	09/25/2025
06051GJG5	12242	Bank of America Corp.		09/25/2020	3,000,000.00	2,748,090.00	3,000,000.00	0.981	0.981	1,029	09/25/2025
06048WM31	12453	Bank of America Corp.		05/28/2021	10,000,000.00	8,652,200.00	10,000,000.00	1.250	1.250	1,274	05/28/2026
06048WM64	12482	Bank of America Corp.		07/07/2021	10,000,000.00	8,463,900.00	9,975,000.00	1.200	1.252	1,302	06/25/2026
06048WP46	12517	Bank of America Corp.		09/27/2021	10,000,000.00	9,019,400.00	10,000,000.00	0.750	0.750	847	03/27/2025
06048WN63	12530	Bank of America Corp.		10/08/2021	4,898,000.00	4,232,606.70	4,844,122.00	1.150	1.382	1,379	09/10/2026
06406RBC0	12699	Bank of New York		04/26/2022	10,000,000.00	9,691,000.00	9,998,600.00	3.350	3.355	876	04/25/2025
06406RAL1	12153	Bank of NY		06/01/2020	6,540,000.00	6,230,658.00	6,848,426.40	2.100	1.001	693	10/24/2024
06368EA36	12336	Bank of Montreal		12/08/2020	10,000,000.00	9,558,100.00	9,993,500.00	0.450	0.472	372	12/08/2023
06368FAA7	12508	Bank of Montreal		09/15/2021	5,000,000.00	4,825,800.00	4,995,800.00	0.400	0.442	288	09/15/2023
06368FAC3	12509	Bank of Montreal		09/15/2021	6,000,000.00	5,262,720.00	5,989,860.00	1.250	1.285	1,384	09/15/2026
06368FAE9	12625	Bank of Montreal		01/10/2022	10,000,000.00	9,322,500.00	9,994,700.00	1.500	1.518	771	01/10/2025
06368FAG4	12657	Bank of Montreal		03/08/2022	15,000,000.00	14,495,100.00	14,989,500.00	2.150	2.186	463	03/08/2024
06368D3S1	12746	Bank of Montreal		06/07/2022	6,000,000.00	5,846,340.00	5,998,620.00	3.700	3.708	919	06/07/2025
110122DN5	12302	Bristol Myers		11/13/2020	5,000,000.00	4,508,000.00	4,991,900.00	0.750	0.783	1,078	11/13/2025
110122DT2	12303	Bristol Myers		11/13/2020	5,000,000.00	4,800,050.00	5,000,000.00	0.537	0.537	347	11/13/2023
14913R2F3	12222	Caterpillar Inc.		09/14/2020	10,000,000.00	9,678,400.00	9,993,200.00	0.450	0.473	287	09/14/2023
14913R2J5	12410	Caterpillar Inc.		03/01/2021	10,000,000.00	9,895,500.00	9,991,400.00	0.250	0.293	90	03/01/2023
14913R2U0	12620	Caterpillar Inc.		01/10/2022	5,000,000.00	4,482,000.00	4,997,600.00	1.700	1.710	1,499	01/08/2027
14913R2S5	12621	Caterpillar Inc.		01/10/2022	10,000,000.00	9,600,900.00	9,998,400.00	0.950	0.958	405	01/10/2024

Portfolio POOL
RC
PM (PRF_PM2) 7.3.0

**Alameda County Investment Pool
Portfolio Management
Portfolio Details - Investments
November 30, 2022**

CUSIP	Investment #	Issuer	Average Balance	Purchase Date	Par Value	Market Value	Book Value	Stated Rate	YTM 365	Days to Maturity	Maturity Date
Corporate Notes											
194162AM5	12777	Colgate Palmolive		08/09/2022	3,000,000.00	2,915,220.00	2,997,240.00	3.100	3.114	988	08/15/2025
24422EVH9	12157	John Deere		06/04/2020	3,000,000.00	2,930,280.00	2,997,540.00	0.700	0.727	216	07/05/2023
24422EVJ5	12259	John Deere		10/09/2020	2,000,000.00	1,926,600.00	1,997,680.00	0.400	0.439	313	10/10/2023
24422EVX4	12622	John Deere		01/10/2022	3,000,000.00	2,879,520.00	2,999,520.00	0.900	0.908	405	01/10/2024
24422EWA3	12623	Dell Inc.		01/10/2022	5,000,000.00	4,480,250.00	4,997,150.00	1.700	1.712	1,502	01/11/2027
24422EYV2	12624	Dell Inc.		01/10/2022	7,000,000.00	6,543,250.00	6,996,710.00	1.250	1.266	771	01/10/2025
254687FN1	12066	Disney		03/23/2020	5,000,000.00	4,869,800.00	4,997,254.44	3.350	3.360	844	03/24/2025
31422XXA5	12690	Farmer Mac		04/08/2022	20,000,000.00	19,367,400.00	20,000,000.00	2.570	2.571	575	06/28/2024
02665WDH1	12029	American Honda		03/12/2020	3,000,000.00	2,964,180.00	3,006,595.78	1.950	1.498	160	05/10/2023
02665WDH1	12030	American Honda		03/12/2020	5,500,000.00	5,434,330.00	5,512,309.75	1.950	1.490	160	05/10/2023
02665WDX6	12448	American Honda		05/20/2021	10,000,000.00	9,832,200.00	9,999,800.00	0.350	0.351	140	04/20/2023
458140BP4	12069	Intel Corp		03/25/2020	10,000,000.00	9,758,500.00	9,984,500.00	3.400	3.434	845	03/25/2025
46647PBS4	12226	J.P. Morgan		09/16/2020	4,000,000.00	3,843,120.00	4,000,000.00	0.653	0.653	655	09/16/2024
46647PBY1	12396	J.P. Morgan		02/16/2021	5,000,000.00	4,691,800.00	5,000,000.00	0.563	0.563	808	02/16/2025
46647PBZ8	12417	J.P. Morgan		03/16/2021	10,000,000.00	9,854,700.00	10,000,000.00	0.697	0.697	471	03/16/2024
48128G3N8	12454	J.P. Morgan		05/28/2021	5,000,000.00	4,328,850.00	5,000,000.00	1.200	1.200	1,274	05/28/2026
46647PCH7	12455	J.P. Morgan		06/01/2021	5,000,000.00	4,649,950.00	5,000,000.00	0.824	0.824	913	06/01/2025
48128G3V0	12459	J.P. Morgan		06/11/2021	10,000,000.00	8,654,700.00	10,000,000.00	1.150	1.150	1,288	06/11/2026
48128G4R8	12486	J.P. Morgan		08/17/2021	10,000,000.00	8,480,400.00	9,990,000.00	1.150	1.171	1,355	08/17/2026
53961LAH2	12402	Local Initiatives Support Corp		02/25/2021	5,000,000.00	4,709,050.00	5,000,000.00	0.500	0.500	441	02/15/2024
88579YBL4	12078	3M Corp		03/30/2020	4,761,000.00	4,728,625.20	4,727,530.17	1.750	2.003	75	02/14/2023
594918BQ6	11783	Mircosoft Inc.		06/27/2019	4,157,000.00	4,084,959.19	4,160,450.31	2.000	1.979	250	08/08/2023
654106AH6	12074	Nike Inc.		03/27/2020	3,000,000.00	2,872,740.00	2,995,920.00	2.400	2.429	847	03/27/2025
67066GAL8	12679	NVIDIA		04/22/2022	20,000,000.00	18,802,800.00	19,115,528.89	0.584	2.824	561	06/14/2024
69371RQ66	12006	PACCAR Financial Corp.		02/06/2020	10,000,000.00	9,446,500.00	9,991,900.00	1.800	1.817	798	02/06/2025
713448EQ7	12045	Pepsi Inc.		03/19/2020	2,500,000.00	2,384,600.00	2,498,236.67	2.250	2.265	839	03/19/2025
713448EQ7	12047	Pepsi Inc.		03/19/2020	5,000,000.00	4,769,200.00	4,996,450.00	2.250	2.265	839	03/19/2025
713448EQ7	12051	Pepsi Inc.		03/20/2020	5,000,000.00	4,769,200.00	4,991,650.00	2.250	2.286	839	03/19/2025
713448FB9	12257	Pepsi Inc.		10/07/2020	10,000,000.00	9,644,400.00	9,994,300.00	0.400	0.120	310	10/07/2023
717081EX7	12151	Pfizer		05/28/2020	5,000,000.00	4,611,600.00	4,968,800.00	0.800	0.928	909	05/28/2025
742718FL8	12280	Proctor & Gamble		10/29/2020	5,000,000.00	4,491,800.00	4,991,900.00	0.550	0.583	1,063	10/29/2025
742718FL8	12633	Proctor & Gamble		01/31/2022	8,752,000.00	7,862,446.72	8,392,292.80	0.550	1.687	1,063	10/29/2025
742718FV6	12637	Proctor & Gamble		02/01/2022	20,000,000.00	18,295,400.00	19,971,600.00	1.900	1.930	1,523	02/01/2027
808513BR5	12445	Charles Schwab		05/13/2021	4,000,000.00	3,561,920.00	3,990,720.00	1.150	1.198	1,259	05/13/2026
808513BY0	12655	Charles Schwab		03/03/2022	1,000,000.00	917,400.00	998,920.00	2.450	2.473	1,553	03/03/2027
79466LAG9	12484	Salesforce Co.		07/12/2021	3,000,000.00	2,814,150.00	2,998,470.00	0.625	0.640	592	07/15/2024

Portfolio POOL
RC
PM (PRF_PM2) 7.3.0

**Alameda County Investment Pool
Portfolio Management
Portfolio Details - Investments
November 30, 2022**

CUSIP	Investment #	Issuer	Average Balance	Purchase Date	Par Value	Market Value	Book Value	Stated Rate	YTM 365	Days to Maturity	Maturity Date
Corporate Notes											
89114QCM8	12364	Toronto Dominion Bank		01/06/2021	12,000,000.00	11,949,840.00	11,989,200.00	0.250	0.295	36	01/06/2023
89114QCP1	12365	Toronto Dominion Bank		01/06/2021	10,000,000.00	8,825,900.00	9,985,300.00	0.750	0.780	1,132	01/06/2026
89114TZK1	12591	Toronto Dominion Bank		12/13/2021	10,000,000.00	9,290,200.00	9,992,700.00	1.250	1.275	743	12/13/2024
89236TGX7	12081	Toyota Motor Credit Corp		04/01/2020	6,000,000.00	5,781,960.00	5,988,960.00	3.000	3.040	852	04/01/2025
89236TGW9	12083	Toyota Motor Credit Corp		04/01/2020	5,000,000.00	4,970,900.00	4,999,450.00	2.900	2.904	119	03/30/2023
89236TJH9	12464	Toyota Motor Credit Corp		06/18/2021	15,000,000.00	14,030,250.00	14,982,150.00	0.500	0.540	565	06/18/2024
89236TJN6	12506	Toyota Motor Credit Corp		09/13/2021	5,000,000.00	4,653,600.00	4,997,650.00	0.625	0.641	652	09/13/2024
89236TKC8	12758	Toyota Motor Credit Corp		06/30/2022	10,000,000.00	9,827,600.00	9,990,500.00	3.950	3.984	942	06/30/2025
89788JAB5	12026	Truist Bank		03/09/2020	10,000,000.00	9,905,300.00	9,993,000.00	1.250	1.274	98	03/09/2023
89788JAA79	12635	Truist Bank		01/31/2022	10,000,000.00	9,264,600.00	9,930,500.00	1.500	1.542	830	03/10/2025
882508BK9	12507	Texas Instrument		09/15/2021	3,000,000.00	2,663,220.00	3,000,000.00	1.125	1.125	1,384	09/15/2026
90327QD71	12449	USAA Capital Corp		05/21/2021	7,000,000.00	6,595,820.00	6,987,540.00	0.500	0.572	517	05/01/2024
90331HPF4	11935	US BANK		12/09/2019	20,000,000.00	19,950,800.00	19,983,200.00	1.950	1.978	39	01/09/2023
95001D6U9	12124	Wells Fargo Securities LLC		04/30/2020	5,000,000.00	4,920,850.00	5,000,000.00	2.150	2.150	150	04/30/2023
931142DU4	11342	Walmart		10/20/2017	5,000,000.00	4,997,050.00	4,999,600.00	2.350	2.351	14	12/15/2022
931142EK5	11536	Walmart		06/27/2018	2,000,000.00	1,984,780.00	1,999,460.00	3.400	3.406	207	06/26/2023
931142ER0	12512	Walmart		09/17/2021	3,000,000.00	2,664,180.00	2,994,330.00	1.050	1.089	1,386	09/17/2026
931142EW9	12800	Walmart		09/09/2022	7,000,000.00	6,912,850.00	6,995,100.00	3.900	3.925	1,013	09/09/2025
98459LAA1	12160	Yale University		06/09/2020	3,000,000.00	2,762,520.00	3,000,000.00	0.873	0.873	866	04/15/2025
Subtotal and Average			693,329,816.56		674,108,000.00	634,631,855.81	672,386,347.21		1.525	741	
Washington Supranational Obligation											
45818WCS3	11932	InterAmerican Development Bank		12/03/2019	10,000,000.00	9,446,700.00	9,991,000.00	1.700	1.719	715	11/15/2024
45818WCS3	11950	InterAmerican Development Bank		12/16/2019	25,000,000.00	23,616,750.00	24,891,000.00	1.700	1.793	715	11/15/2024
45818WDA1	12412	InterAmerican Development Bank		03/11/2021	18,000,000.00	16,356,420.00	17,952,714.00	0.800	0.854	1,189	03/04/2026
459058JL8	12277	International Bank Recon & D		10/28/2020	15,000,000.00	13,497,300.00	14,983,050.00	0.500	0.523	1,062	10/28/2025
459058JM6	12312	International Bank Recon & D		11/24/2020	20,000,000.00	19,158,400.00	19,957,000.00	0.250	0.322	358	11/24/2023
459058JM6	12313	International Bank Recon & D		11/24/2020	15,000,000.00	14,368,800.00	14,967,750.00	0.250	0.322	358	11/24/2023
459058JE4	12358	International Bank Recon & D		12/23/2020	10,000,000.00	9,043,800.00	9,984,000.00	0.375	0.410	970	07/28/2025
459058JS3	12390	International Bank Recon & D		02/10/2021	15,000,000.00	13,058,400.00	15,000,000.00	0.650	0.650	1,167	02/10/2026
45905U5Y6	12400	International Bank Recon & D		02/18/2021	9,500,000.00	8,460,035.00	9,492,875.00	0.600	0.615	1,175	02/18/2026
45905U5Y6	12401	International Bank Recon & D		02/18/2021	10,000,000.00	8,905,300.00	10,000,000.00	0.600	0.600	1,175	02/18/2026
45906M2L4	12414	International Bank Recon & D		03/12/2021	15,000,000.00	13,372,350.00	14,857,500.00	0.650	0.846	1,181	02/24/2026
45906M3C3	12669	International Bank Recon & D		03/29/2022	7,500,000.00	7,272,825.00	7,494,150.00	2.250	2.290	483	03/28/2024
45906M3K5	12815	International Bank Recon & D		09/30/2022	15,000,000.00	14,977,500.00	15,000,000.00	4.500	4.500	1,764	09/30/2027

**Alameda County Investment Pool
Portfolio Management
Portfolio Details - Investments
November 30, 2022**

CUSIP	Investment #	Issuer	Average Balance	Purchase Date	Par Value	Market Value	Book Value	Stated Rate	YTM 365	Days to Maturity	Maturity Date
Washington Supranational Obligation											
45950VNP7	11974	IFCDN		01/17/2020	25,000,000.00	23,613,500.00	24,953,750.00	1.680	1.719	771	01/10/2025
45950VPX8	12446	IFCDN		05/14/2021	10,000,000.00	8,915,100.00	10,000,000.00	0.860	0.860	1,260	05/14/2026
45950VQS8	12573	IFCDN		11/24/2021	10,000,000.00	9,588,500.00	10,000,000.00	0.610	0.610	358	11/24/2023
Subtotal and Average			229,524,789.00		230,000,000.00	213,651,680.00	229,524,789.00		1.206	906	
Commercial Paper Disc. -Amortizing											
46590ENJ3	12695	JP Morgan Sec		04/26/2022	50,000,000.00	49,714,500.00	49,184,166.67	2.200	2.295	48	01/18/2023
46590ENW4	12696	JP Morgan Sec		04/26/2022	50,000,000.00	49,643,500.00	49,147,500.00	2.200	2.296	60	01/30/2023
Subtotal and Average			98,331,666.67		100,000,000.00	99,358,000.00	98,331,666.67		2.296	54	
Agency Bullets (Aaa/AA+)											
3132X0U25	11486	Farmer Mac		04/19/2018	30,000,000.00	29,795,400.00	29,982,000.00	2.800	2.813	139	04/19/2023
3132X0U25	11487	Farmer Mac		04/19/2018	40,000,000.00	39,727,200.00	39,976,000.00	2.800	2.813	139	04/19/2023
3132X0U25	11488	Farmer Mac		04/19/2018	30,000,000.00	29,795,400.00	29,982,000.00	2.800	2.813	139	04/19/2023
31422BFL9	11755	Farmer Mac		05/10/2019	25,000,000.00	24,276,750.00	25,000,000.00	2.400	2.400	456	03/01/2024
31422BFL9	11756	Farmer Mac		05/10/2019	25,000,000.00	24,207,000.00	25,000,000.00	2.400	2.400	517	05/01/2024
31422BJB7	11793	Farmer Mac		07/22/2019	25,000,000.00	24,240,000.00	25,000,000.00	1.970	1.970	397	01/02/2024
31422BPC8	11911	Farmer Mac		11/20/2019	20,000,000.00	19,401,200.00	20,000,000.00	1.720	1.720	354	11/20/2023
31422BQK9	11955	Farmer Mac		12/20/2019	25,000,000.00	23,763,250.00	24,988,750.00	1.690	1.700	659	09/20/2024
31422BQW3	11956	Farmer Mac		12/20/2019	40,000,000.00	39,016,000.00	40,000,000.00	1.740	1.740	305	10/02/2023
31422BYV6	12115	Farmer Mac		04/27/2020	35,000,000.00	34,066,550.00	34,979,000.00	0.550	0.569	238	07/27/2023
31422XE40	12785	Farmer Mac		08/19/2022	15,000,000.00	14,777,100.00	15,000,000.00	4.000	4.000	816	02/24/2025
3133EKQU3	11778	Federal Farm Credit Bank		06/21/2019	30,000,000.00	28,814,100.00	29,984,700.00	1.950	1.961	560	06/13/2024
3133EKTU8	11784	Federal Farm Credit Bank		07/02/2019	12,000,000.00	11,533,080.00	11,998,320.00	1.900	1.903	578	07/01/2024
3133EKUA2	11785	Federal Farm Credit Bank		07/02/2019	15,000,000.00	14,935,650.00	14,989,800.00	1.850	1.870	62	02/01/2023
3133EKZK5	11812	Federal Farm Credit Bank		08/14/2019	20,000,000.00	19,545,400.00	19,992,000.00	1.600	1.610	256	08/14/2023
3133EKA63	11814	Federal Farm Credit Bank		08/16/2019	10,000,000.00	9,536,700.00	9,982,800.00	1.600	1.636	624	08/16/2024
3133ELZM9	12140	Federal Farm Credit Bank		05/15/2020	25,000,000.00	22,815,750.00	24,953,225.00	0.500	0.538	895	05/14/2025
3133ENKS8	12627	Federal Farm Credit Bank		01/11/2022	7,500,000.00	7,000,275.00	7,483,125.00	1.125	1.202	767	01/06/2025
3133ENZS2	12755	Federal Farm Credit Bank		06/28/2022	10,000,000.00	9,784,600.00	9,994,805.00	3.100	3.127	575	06/28/2024
3133ENZ37	12845	Federal Farm Credit Bank		11/10/2022	18,500,000.00	18,648,370.00	18,497,040.00	4.875	4.886	771	01/10/2025
3130AGWK7	11815	Federal Home Loan Bank		08/16/2019	12,000,000.00	11,399,400.00	11,971,800.00	1.500	2.136	623	08/15/2024
3130AGWK7	11816	Federal Home Loan Bank		08/16/2019	20,000,000.00	18,999,000.00	19,953,000.00	1.500	1.549	623	08/15/2024
3130AGWK7	11817	Federal Home Loan Bank		08/16/2019	20,000,000.00	18,999,000.00	19,953,000.00	1.500	1.549	623	08/15/2024
3130AJ7E3	12020	Federal Home Loan Bank		02/21/2020	14,000,000.00	13,910,680.00	13,974,240.00	1.375	1.438	78	02/17/2023

**Alameda County Investment Pool
Portfolio Management
Portfolio Details - Investments
November 30, 2022**

CUSIP	Investment #	Issuer	Average Balance	Purchase Date	Par Value	Market Value	Book Value	Stated Rate	YTM 365	Days to Maturity	Maturity Date
Agency Bullets (Aaa/AA+)											
3130AJ7E3	12023	Federal Home Loan Bank		02/21/2020	15,000,000.00	14,904,300.00	14,972,400.00	1.375	1.438	78	02/17/2023
3130AK5E2	12220	Federal Home Loan Bank		09/11/2020	2,000,000.00	1,802,900.00	1,994,000.00	0.375	0.436	1,008	09/04/2025
3130APU29	12551	Federal Home Loan Bank		11/12/2021	12,800,000.00	12,290,304.00	12,794,112.00	0.500	0.523	343	11/09/2023
3130APU29	12552	Federal Home Loan Bank		11/12/2021	20,000,000.00	19,203,600.00	19,990,800.00	0.500	0.523	343	11/09/2023
3130AQF57	12598	Federal Home Loan Bank		12/22/2021	25,000,000.00	23,914,250.00	24,945,000.00	0.625	0.736	386	12/22/2023
3130AQF40	12599	Federal Home Loan Bank		12/22/2021	25,000,000.00	23,260,500.00	24,978,137.25	1.000	1.030	750	12/20/2024
3130AQF65	12600	Federal Home Loan Bank		12/22/2021	25,000,000.00	22,439,000.00	24,925,261.74	1.250	1.311	1,481	12/21/2026
3130ASDS5	12745	Federal Home Loan Bank		06/10/2022	20,000,000.00	19,443,200.00	19,953,600.00	2.750	2.867	575	06/28/2024
3130ASME6	12768	Federal Home Loan Bank		07/08/2022	15,000,000.00	14,632,050.00	14,970,900.00	3.000	3.101	585	07/08/2024
3130ASME6	12769	Federal Home Loan Bank		07/08/2022	10,000,000.00	9,754,700.00	9,980,600.00	3.000	3.101	585	07/08/2024
3130ASME6	12770	Federal Home Loan Bank		07/08/2022	5,000,000.00	4,877,350.00	4,990,300.00	3.000	3.101	585	07/08/2024
3130ATPY7	12822	Federal Home Loan Bank		10/19/2022	9,500,000.00	9,453,260.00	9,477,580.00	4.500	4.644	561	06/14/2024
3130ATQ91	12825	Federal Home Loan Bank		10/20/2022	10,750,000.00	10,725,490.00	10,747,312.50	4.625	4.651	323	10/20/2023
3130ATT31	12829	Federal Home Loan Bank		10/28/2022	15,000,000.00	15,000,150.00	14,983,650.00	4.500	4.561	672	10/03/2024
3137EAE5	11520	Federal Home Loan Mtg Corp		06/11/2018	15,000,000.00	14,833,350.00	14,918,400.00	2.750	2.867	200	06/19/2023
3137EAEP0	12014	Federal Home Loan Mtg Corp		02/14/2020	15,000,000.00	14,106,000.00	14,988,450.00	1.500	1.516	804	02/12/2025
3137EAEP0	12015	Federal Home Loan Mtg Corp		02/14/2020	10,000,000.00	9,404,000.00	9,992,300.00	1.500	1.516	804	02/12/2025
3137EAER6	12129	Federal Home Loan Mtg Corp		05/07/2020	10,000,000.00	9,820,800.00	9,995,800.00	0.375	0.389	155	05/05/2023
3137EAER6	12130	Federal Home Loan Mtg Corp		05/07/2020	20,000,000.00	19,641,600.00	19,991,600.00	0.375	0.389	155	05/05/2023
3137EAER6	12131	Federal Home Loan Mtg Corp		05/07/2020	20,000,000.00	19,641,600.00	19,991,600.00	0.375	0.389	155	05/05/2023
31422BG53	12179	Federal Home Loan Mtg Corp		06/29/2020	15,000,000.00	14,467,650.00	14,988,000.00	0.350	0.375	302	09/29/2023
3137EAEU9	12195	Federal Home Loan Mtg Corp		07/23/2020	10,000,000.00	9,053,500.00	9,950,200.00	0.375	0.727	963	07/21/2025
3137EAEV7	12204	Federal Home Loan Mtg Corp		08/21/2020	10,000,000.00	9,671,800.00	9,989,800.00	0.250	0.284	266	08/24/2023
3137EAEV7	12205	Federal Home Loan Mtg Corp		08/21/2020	10,000,000.00	9,671,800.00	9,989,800.00	0.250	0.284	266	08/24/2023
3137EAEZ8	12291	Federal Home Loan Mtg Corp		11/05/2020	10,000,000.00	9,578,300.00	9,991,000.00	0.250	0.280	340	11/06/2023
3137EAEZ8	12293	Federal Home Loan Mtg Corp		11/05/2020	10,000,000.00	9,578,300.00	9,991,000.00	0.250	0.280	340	11/06/2023
3137EAF2	12331	Federal Home Loan Mtg Corp		12/04/2020	15,000,000.00	14,323,200.00	14,985,150.00	0.250	0.283	368	12/04/2023
3137EAF2	12332	Federal Home Loan Mtg Corp		12/04/2020	10,000,000.00	9,548,800.00	9,990,100.00	0.250	0.283	368	12/04/2023
3137EAEX3	12405	Federal Home Loan Mtg Corp		02/26/2021	15,000,000.00	13,497,750.00	14,747,400.00	0.375	0.750	1,027	09/23/2025
3135G0U43	11568	Federal National Mtg Assn		09/14/2018	20,000,000.00	19,702,000.00	19,918,000.00	2.875	2.964	285	09/12/2023
3135G0V34	11657	Federal National Mtg Assn		02/08/2019	20,000,000.00	19,503,400.00	19,925,600.00	2.500	2.580	431	02/05/2024
3135G0V34	11658	Federal National Mtg Assn		02/08/2019	20,000,000.00	19,503,400.00	19,925,600.00	2.500	2.580	431	02/05/2024
3135G0V75	11788	Federal National Mtg Assn		07/08/2019	20,000,000.00	19,155,400.00	19,924,200.00	1.750	1.830	579	07/02/2024
3135G0W66	11872	Federal National Mtg Assn		10/18/2019	20,000,000.00	18,969,000.00	19,965,800.00	1.625	1.661	684	10/15/2024
3135G0W66	11875	Federal National Mtg Assn		10/18/2019	25,000,000.00	23,711,250.00	24,957,250.00	1.625	1.661	684	10/15/2024
3135G0W66	11876	Federal National Mtg Assn		10/18/2019	25,000,000.00	23,711,250.00	24,957,250.00	1.625	1.661	684	10/15/2024

Portfolio POOL
RC
PM (PRF_PM2) 7.3.0

**Alameda County Investment Pool
Portfolio Management
Portfolio Details - Investments
November 30, 2022**

CUSIP	Investment #	Issuer	Average Balance	Purchase Date	Par Value	Market Value	Book Value	Stated Rate	YTM 365	Days to Maturity	Maturity Date
Agency Bullets (Aaa/AA+)											
3135G0W66	11918	Federal National Mtg Assn		11/22/2019	25,000,000.00	23,711,250.00	24,939,515.00	1.625	1.677	684	10/15/2024
3135G0X24	11969	Federal National Mtg Assn		01/10/2020	20,000,000.00	18,880,400.00	19,936,200.00	1.625	1.692	768	01/07/2025
3135G0X24	11970	Federal National Mtg Assn		01/10/2020	20,000,000.00	18,880,400.00	19,936,200.00	1.625	1.692	768	01/07/2025
3135G04Q3	12145	Federal National Mtg Assn		05/22/2020	20,000,000.00	19,582,600.00	19,939,800.00	0.250	0.351	172	05/22/2023
3135G04Q3	12146	Federal National Mtg Assn		05/22/2020	15,000,000.00	14,686,950.00	14,954,850.00	0.250	0.351	172	05/22/2023
3135G04Q3	12147	Federal National Mtg Assn		05/22/2020	15,000,000.00	14,686,950.00	14,954,850.00	0.250	0.351	172	05/22/2023
3135G04Z3	12171	Federal National Mtg Assn		06/19/2020	20,000,000.00	18,213,800.00	19,958,600.00	0.500	0.542	929	06/17/2025
3135G04Z3	12172	Federal National Mtg Assn		06/19/2020	15,000,000.00	13,660,350.00	14,968,950.00	0.500	0.542	929	06/17/2025
3135G05G4	12183	Federal National Mtg Assn		07/10/2020	10,000,000.00	9,732,100.00	9,978,500.00	0.250	0.322	221	07/10/2023
3135G06G3	12299	Federal National Mtg Assn		11/12/2020	18,000,000.00	16,176,960.00	17,935,560.00	0.500	0.573	1,072	11/07/2025
3135G06H1	12321	Federal National Mtg Assn		11/25/2020	15,000,000.00	14,332,350.00	14,982,900.00	0.250	0.288	361	11/27/2023
Subtotal and Average			1,264,350,371.49		1,272,050,000.00	1,224,327,169.00	1,269,899,483.49		1.682	495	
Federal Agency Disc. -Amortizing											
313384BF5	12765	Federal Home Loan Bk Disc Note		06/30/2022	50,000,000.00	49,642,500.00	49,265,831.10	2.470	2.572	60	01/30/2023
313384CT4	12860	Federal Home Loan Bk Disc Note		11/29/2022	50,000,000.00	49,407,500.00	49,407,916.67	4.350	4.525	96	03/07/2023
313384DB2	12862	Federal Home Loan Bk Disc Note		11/29/2022	50,000,000.00	49,358,500.00	49,352,222.22	4.400	4.582	104	03/15/2023
313384DD8	12878	Federal Home Loan Bk Disc Note		11/30/2022	50,000,000.00	49,346,500.00	49,344,625.00		4.594	106	03/17/2023
313384DC0	12882	Federal Home Loan Bk Disc Note		11/30/2022	50,000,000.00	49,352,500.00	49,350,750.00	4.410	4.593	105	03/16/2023
Subtotal and Average			59,139,686.19		250,000,000.00	247,107,500.00	246,721,344.99		4.174	94	
Treasury Notes and Bonds											
91282CCN9	12707	National Australia Bank		04/29/2022	100,000,000.00	96,988,000.00	97,269,531.26	0.125	2.342	242	07/31/2023
912828D1	11744	U.S. Treasury		04/29/2019	50,000,000.00	48,760,000.00	48,093,750.00	1.375	2.304	273	08/31/2023
912828S92	11791	U.S. Treasury		07/16/2019	50,000,000.00	48,867,000.00	48,804,687.50	1.250	1.867	242	07/31/2023
912828D1	11832	U.S. Treasury		08/28/2019	50,000,000.00	48,760,000.00	49,966,796.90	1.375	1.392	273	08/31/2023
912828S92	11843	U.S. Treasury		09/06/2019	50,000,000.00	48,867,000.00	49,636,718.75	1.250	1.442	242	07/31/2023
912828VB3	11862	U.S. Treasury		09/26/2019	50,000,000.00	49,365,500.00	50,253,906.25	1.750	1.605	165	05/15/2023
912828Y87	11919	U.S. Treasury		11/22/2019	50,000,000.00	47,787,000.00	50,298,828.15	1.750	1.617	608	07/31/2024
912828Y87	11936	U.S. Treasury		12/10/2019	50,000,000.00	47,787,000.00	50,134,765.65	1.750	1.689	608	07/31/2024
91282CBG5	12407	U.S. Treasury		02/26/2021	50,000,000.00	49,663,000.00	49,968,750.00	0.125	0.157	61	01/31/2023
91282CBM2	12408	U.S. Treasury		02/26/2021	50,000,000.00	47,363,500.00	49,699,218.75	0.125	0.329	441	02/15/2024
91282CBQ3	12409	U.S. Treasury		03/01/2021	25,000,000.00	22,321,250.00	24,630,859.38	0.500	0.802	1,185	02/28/2026
91282CDA6	12519	U.S. Treasury		09/30/2021	50,000,000.00	48,176,000.00	49,945,312.50	0.250	0.305	303	09/30/2023
91282CCZ2	12520	U.S. Treasury		09/30/2021	50,000,000.00	44,541,000.00	49,666,015.63	0.875	1.012	1,399	09/30/2026

**Alameda County Investment Pool
Portfolio Management
Portfolio Details - Investments
November 30, 2022**

CUSIP	Investment #	Issuer	Average Balance	Purchase Date	Par Value	Market Value	Book Value	Stated Rate	YTM 365	Days to Maturity	Maturity Date
Treasury Notes and Bonds											
91282CAT8	12522	U.S. Treasury		09/30/2021	50,000,000.00	44,812,500.00	48,865,234.39	0.250	0.816	1,065	10/31/2025
91282CDB4	12537	U.S. Treasury		10/27/2021	50,000,000.00	46,638,500.00	49,742,187.50	0.625	0.801	684	10/15/2024
91282CDD0	12555	U.S. Treasury		11/15/2021	50,000,000.00	48,045,000.00	49,873,003.74	0.375	0.513	334	10/31/2023
91282CCT6	12596	U.S. Treasury		12/21/2021	50,000,000.00	46,644,500.00	49,373,046.90	0.375	0.854	623	08/15/2024
91282CDB4	12597	U.S. Treasury		12/21/2021	50,000,000.00	46,638,500.00	49,626,953.15	0.625	0.894	684	10/15/2024
91282CCU3	12604	U.S. Treasury		12/23/2021	50,000,000.00	48,304,500.00	49,580,078.15	0.125	0.627	273	08/31/2023
91282CCU3	12605	U.S. Treasury		12/23/2021	50,000,000.00	48,304,500.00	49,582,031.25	0.125	0.624	273	08/31/2023
91282CCT6	12606	U.S. Treasury		12/23/2021	50,000,000.00	46,644,500.00	49,349,609.40	0.375	0.873	623	08/15/2024
91282CDV0	12634	U.S. Treasury		01/31/2022	50,000,000.00	47,867,000.00	49,679,687.50	0.875	1.200	426	01/31/2024
912828R69	12680	U.S. Treasury		04/21/2022	50,000,000.00	49,279,500.00	49,765,625.00	1.625	2.054	181	05/31/2023
91282CDD0	12681	U.S. Treasury		04/21/2022	50,000,000.00	48,045,000.00	48,494,140.65	0.375	2.398	334	10/31/2023
91282CBG5	12835	U.S. Treasury		10/28/2022	100,000,000.00	99,326,000.00	99,012,145.98	0.125	4.109	61	01/31/2023
Subtotal and Average			1,311,312,884.33		1,325,000,000.00	1,269,796,250.00	1,311,312,884.33		1.456	427	
Treasury Discounts -Amortizing											
912796ZH5	12842	Treasury Bill		11/09/2022	50,000,000.00	49,820,500.00	49,709,722.22	3.800	3.929	33	01/03/2023
912796ZH5	12843	Treasury Bill		11/09/2022	50,000,000.00	49,820,500.00	49,709,722.22	3.800	3.929	33	01/03/2023
912796ZH5	12844	Treasury Bill		11/09/2022	50,000,000.00	49,820,500.00	49,709,722.22	3.800	3.929	33	01/03/2023
912796T33	12851	Treasury Bill		11/18/2022	50,000,000.00	49,518,500.00	49,444,944.44	4.120	4.283	84	02/23/2023
912796ZH5	12852	Treasury Bill		11/18/2022	50,000,000.00	49,820,500.00	49,754,027.78	3.850	3.977	33	01/03/2023
912796XT1	12853	Treasury Bill		11/18/2022	50,000,000.00	49,648,000.00	49,576,194.44	4.015	4.163	63	02/02/2023
Subtotal and Average			173,830,627.77		300,000,000.00	298,448,500.00	297,904,333.32		4.035	46	
Agency Callables (Aaa/AA+)											
31422XXL1	12698	Farmer Mac		04/28/2022	25,000,000.00	24,242,750.00	25,000,000.00	3.050	3.051	970	07/28/2025
31422XXG2	12700	Farmer Mac		04/26/2022	15,000,000.00	14,384,700.00	15,000,000.00	3.100	3.100	1,607	04/26/2027
31422XN40	12837	Farmer Mac		11/01/2022	15,000,000.00	15,149,250.00	15,000,000.00	5.050	5.050	1,796	11/01/2027
31422XN40	12838	Farmer Mac		11/01/2022	15,000,000.00	15,149,250.00	15,000,000.00	5.050	5.050	1,796	11/01/2027
31422XQ62	12855	Farmer Mac		11/22/2022	20,000,000.00	20,041,400.00	20,000,000.00	5.300	5.300	1,268	05/22/2026
3133EMYD8	12441	Federal Farm Credit Bank		05/06/2021	15,000,000.00	13,559,550.00	15,000,000.00	0.850	0.850	1,068	11/03/2025
3133EMZS4	12447	Federal Farm Credit Bank		05/18/2021	10,000,000.00	8,906,900.00	10,000,000.00	0.900	0.900	1,264	05/18/2026
3133ENEJ5	12564	Federal Farm Credit Bank		11/18/2021	25,000,000.00	23,327,000.00	24,971,250.00	0.875	0.914	718	11/18/2024
3133ENHW3	12603	Federal Farm Credit Bank		12/23/2021	25,000,000.00	23,000,250.00	25,000,000.00	1.170	1.170	935	06/23/2025
3133ENPG9	12642	Federal Farm Credit Bank		02/15/2022	15,000,000.00	14,141,550.00	14,959,950.00	1.750	1.842	806	02/14/2025
3130AKN85	12367	Federal Home Loan Bank		01/20/2021	20,000,000.00	17,753,400.00	19,974,000.00	0.550	0.576	1,146	01/20/2026

**Alameda County Investment Pool
Portfolio Management
Portfolio Details - Investments
November 30, 2022**

CUSIP	Investment #	Issuer	Average Balance	Purchase Date	Par Value	Market Value	Book Value	Stated Rate	YTM 365	Days to Maturity	Maturity Date
Agency Callables (Aaa/AA+)											
3130AKVY9	12373	Federal Home Loan Bank		01/29/2021	10,000,000.00	8,860,500.00	10,000,000.00	0.520	0.520	1,155	01/29/2026
3130AKVN3	12374	Federal Home Loan Bank		01/29/2021	5,000,000.00	4,430,250.00	5,000,000.00	0.520	0.520	1,155	01/29/2026
3130AKUS3	12377	Federal Home Loan Bank		01/29/2021	15,450,000.00	13,682,056.50	15,442,275.00	0.500	0.510	1,154	01/28/2026
3130AKMD5	12378	Federal Home Loan Bank		01/29/2021	4,980,000.00	4,410,885.60	4,976,324.76	0.500	0.515	1,152	01/26/2026
3130AKXB7	12391	Federal Home Loan Bank		02/11/2021	10,000,000.00	8,867,300.00	10,000,000.00	0.580	0.580	1,168	02/11/2026
3130AKXB7	12392	Federal Home Loan Bank		02/11/2021	20,000,000.00	17,734,600.00	20,000,000.00	0.580	0.580	1,168	02/11/2026
3130AKWAO	12393	Federal Home Loan Bank		02/12/2021	13,000,000.00	11,503,700.00	12,979,200.00	0.520	0.552	1,169	02/12/2026
3130AKXQ4	12394	Federal Home Loan Bank		02/12/2021	15,000,000.00	13,308,600.00	15,000,000.00	0.600	0.600	1,169	02/12/2026
3130AKVR4	12395	Federal Home Loan Bank		02/12/2021	20,000,000.00	17,719,800.00	20,000,000.00	0.550	0.550	1,169	02/12/2026
3130AL3S1	12397	Federal Home Loan Bank		02/17/2021	10,000,000.00	8,875,600.00	10,000,000.00	0.625	0.625	1,174	02/17/2026
3130ALEM2	12403	Federal Home Loan Bank		02/25/2021	15,000,000.00	13,382,550.00	15,000,000.00	0.790	0.790	1,182	02/25/2026
3130AKZ25	12406	Federal Home Loan Bank		02/26/2021	10,000,000.00	8,876,500.00	10,000,000.00	0.650	0.650	1,183	02/26/2026
3130ALJ70	12413	Federal Home Loan Bank		03/12/2021	10,000,000.00	9,434,700.00	10,000,000.00	0.400	0.400	467	03/12/2024
3130ALGJ7	12419	Federal Home Loan Bank		03/23/2021	20,000,000.00	17,860,800.00	20,000,000.00	1.000	1.000	1,208	03/23/2026
3130ALGJ7	12420	Federal Home Loan Bank		03/23/2021	9,250,000.00	8,260,620.00	9,250,000.00	1.000	1.000	1,208	03/23/2026
3130ALVS0	12436	Federal Home Loan Bank		04/27/2021	15,000,000.00	13,766,100.00	15,000,000.00	0.620	0.620	788	01/27/2025
3130AMAG7	12437	Federal Home Loan Bank		04/29/2021	10,000,000.00	8,951,400.00	10,000,000.00	1.050	1.050	1,245	04/29/2026
3130AMUP5	12466	Federal Home Loan Bank		06/23/2021	15,000,000.00	13,776,300.00	15,000,000.00	0.500	0.500	753	12/23/2024
3130AMU75	12476	Federal Home Loan Bank		06/30/2021	10,000,000.00	8,896,500.00	10,000,000.00	1.000	1.000	1,303	06/26/2026
3130ANSC53	12494	Federal Home Loan Bank		08/30/2021	15,000,000.00	13,283,250.00	15,000,000.00	1.000	1.000	1,364	08/26/2026
3130ANWK24	12495	Federal Home Loan Bank		08/30/2021	25,000,000.00	22,896,250.00	25,000,000.00	0.650	0.650	818	02/26/2025
3130ANWG1	12496	Federal Home Loan Bank		08/30/2021	25,000,000.00	23,220,750.00	25,000,000.00	0.500	0.500	634	08/26/2024
3130ANWJ5	12497	Federal Home Loan Bank		08/30/2021	25,000,000.00	22,728,500.00	25,000,000.00	0.720	0.720	922	06/10/2025
3130ANU32	12516	Federal Home Loan Bank		09/22/2021	10,000,000.00	8,840,600.00	9,995,000.00	1.000	1.010	1,391	09/22/2026
3130APDL6	12521	Federal Home Loan Bank		09/30/2021	15,000,000.00	13,643,250.00	15,000,000.00	0.800	0.800	942	06/30/2025
3130APJ89	12538	Federal Home Loan Bank		10/28/2021	10,000,000.00	9,268,700.00	10,000,000.00	0.700	0.700	697	10/28/2024
3130APLB9	12539	Federal Home Loan Bank		10/28/2021	10,000,000.00	9,313,200.00	10,000,000.00	0.850	0.850	697	10/28/2024
3130APLB9	12540	Federal Home Loan Bank		10/28/2021	10,000,000.00	9,313,200.00	10,000,000.00	0.850	0.850	697	10/28/2024
3130APRA5	12554	Federal Home Loan Bank		11/15/2021	25,000,000.00	23,349,000.00	25,000,000.00	1.100	1.100	715	11/15/2024
3130APRU1	12556	Federal Home Loan Bank		11/16/2021	10,000,000.00	10,000,000.00	10,000,000.00	1.000	1.000	624	08/16/2024
3130APRU1	12557	Federal Home Loan Bank		11/16/2021	25,000,000.00	23,444,750.00	25,000,000.00	1.000	1.000	624	08/16/2024
3130APLJ2	12560	Federal Home Loan Bank		11/17/2021	15,000,000.00	14,354,250.00	15,000,000.00	0.500	0.500	351	11/17/2023
3130APNH4	12561	Federal Home Loan Bank		11/18/2021	10,000,000.00	9,103,500.00	10,000,000.00	1.200	1.200	1,083	11/18/2025
3130APQG3	12562	Federal Home Loan Bank		11/18/2021	20,000,000.00	18,207,000.00	20,000,000.00	1.200	1.200	1,083	11/18/2025
3130APRE7	12563	Federal Home Loan Bank		11/18/2021	25,000,000.00	23,099,000.00	25,000,000.00	1.010	1.010	810	02/18/2025
3130APBR5	12570	Federal Home Loan Bank		11/19/2021	14,950,000.00	13,754,598.00	14,804,237.50	0.650	0.967	768	01/07/2025

Portfolio POOL
RC
PM (PRF_PM2) 7.3.0

**Alameda County Investment Pool
Portfolio Management
Portfolio Details - Investments
November 30, 2022**

CUSIP	Investment #	Issuer	Average Balance	Purchase Date	Par Value	Market Value	Book Value	Stated Rate	YTM 365	Days to Maturity	Maturity Date
Agency Callables (Aaa/AA+)											
3130APVJ1	12571	Federal Home Loan Bank		11/23/2021	15,000,000.00	13,462,050.00	15,000,000.00	1.500	1.500	1,453	11/23/2026
3130APUP8	12572	Federal Home Loan Bank		11/23/2021	25,000,000.00	23,329,500.00	25,000,000.00	0.750	0.750	631	08/23/2024
3130APWH4	12574	Federal Home Loan Bank		11/24/2021	15,000,000.00	14,422,800.00	15,000,000.00	0.750	0.750	356	11/22/2023
3130APWM3	12581	Federal Home Loan Bank		11/30/2021	10,000,000.00	9,311,900.00	10,000,000.00	1.050	1.050	725	11/25/2024
3130APWE1	12582	Federal Home Loan Bank		11/30/2021	15,000,000.00	13,453,350.00	15,000,000.00	1.500	1.500	1,455	11/25/2026
3130APWV3	12583	Federal Home Loan Bank		11/30/2021	25,000,000.00	23,279,750.00	25,000,000.00	1.050	1.050	725	11/25/2024
3130APW43	12585	Federal Home Loan Bank		12/02/2021	8,125,000.00	7,284,306.25	8,123,375.00	1.500	1.504	1,462	12/02/2026
3130APW84	12586	Federal Home Loan Bank		12/03/2021	10,000,000.00	8,964,600.00	9,997,500.00	1.500	1.505	1,463	12/03/2026
3130APXL4	12589	Federal Home Loan Bank		12/10/2021	25,000,000.00	23,275,750.00	24,993,750.00	1.100	1.108	740	12/10/2024
3130APXT7	12594	Federal Home Loan Bank		12/17/2021	10,000,000.00	9,034,500.00	10,000,000.00	1.600	1.600	1,477	12/17/2026
3130AQ4D2	12602	Federal Home Loan Bank		12/23/2021	7,650,000.00	7,136,379.00	7,650,000.00	1.250	1.250	754	12/24/2024
3130AQ2Z5	12607	Federal Home Loan Bank		12/27/2021	25,000,000.00	22,767,750.00	25,000,000.00	1.500	1.500	1,212	03/27/2026
3130AQ7M9	12608	Federal Home Loan Bank		12/27/2021	25,000,000.00	23,012,500.00	25,000,000.00	1.250	1.250	939	06/27/2025
3130AQFC2	12609	Federal Home Loan Bank		12/27/2021	25,000,000.00	23,364,250.00	24,993,750.00	1.000	1.009	666	09/27/2024
3130AQ6F5	12610	Federal Home Loan Bank		12/28/2021	10,000,000.00	9,564,700.00	10,000,000.00	0.800	0.800	392	12/28/2023
3130AQA29	12611	Federal Home Loan Bank		12/28/2021	15,000,000.00	13,889,850.00	15,000,000.00	1.230	1.230	848	03/28/2025
3130AQDR1	12613	Federal Home Loan Bank		12/30/2021	25,000,000.00	23,543,750.00	25,000,000.00	1.000	1.000	575	06/28/2024
3130AQDQ3	12614	Federal Home Loan Bank		12/30/2021	15,000,000.00	13,793,250.00	15,000,000.00	1.220	1.220	942	06/30/2025
3130AQ5S8	12615	Federal Home Loan Bank		12/30/2021	25,000,000.00	23,006,500.00	25,000,000.00	1.250	1.250	942	06/30/2025
3130AQFD0	12616	Federal Home Loan Bank		12/30/2021	25,000,000.00	23,218,250.00	25,000,000.00	1.060	1.060	760	12/30/2024
3130AQGY3	12617	Federal Home Loan Bank		12/30/2021	25,000,000.00	23,371,500.00	25,000,000.00	1.030	1.030	669	09/30/2024
3130AQFW8	12618	Federal Home Loan Bank		12/30/2021	25,000,000.00	23,358,250.00	25,000,000.00	1.000	1.000	669	09/30/2024
3130AQJ38	12629	Federal Home Loan Bank		01/25/2022	10,000,000.00	9,423,100.00	10,000,000.00	1.050	1.050	602	07/25/2024
3130AQGT4	12631	Federal Home Loan Bank		01/28/2022	15,000,000.00	13,920,600.00	14,857,500.00	1.100	1.429	774	01/13/2025
3130AQM83	12632	Federal Home Loan Bank		01/28/2022	4,185,000.00	3,794,916.15	4,164,261.00	1.600	1.716	1,334	07/27/2026
3130AQUT8	12645	Federal Home Loan Bank		02/17/2022	10,000,000.00	9,138,300.00	10,000,000.00	2.010	2.010	1,539	02/17/2027
3130AQVM2	12647	Federal Home Loan Bank		02/25/2022	10,000,000.00	9,387,300.00	10,000,000.00	1.750	1.750	817	02/25/2025
3130AQUY7	12648	Federal Home Loan Bank		02/25/2022	10,000,000.00	9,104,400.00	10,000,000.00	2.050	2.050	1,547	02/25/2027
3130AQT78	12652	Federal Home Loan Bank		02/28/2022	15,000,000.00	14,060,100.00	15,000,000.00	1.750	1.750	820	02/28/2025
3130ARB42	12659	Federal Home Loan Bank		03/14/2022	15,000,000.00	14,855,700.00	15,000,000.00	1.250	1.250	103	03/14/2023
3130AMU67	12666	Federal Home Loan Bank		03/21/2022	20,000,000.00	18,703,000.00	19,238,220.00	0.400	2.128	575	06/28/2024
3130ARGC9	12667	Federal Home Loan Bank		03/25/2022	10,000,000.00	9,291,000.00	10,000,000.00	2.550	2.550	1,575	03/25/2027
3130ARBC4	12668	Federal Home Loan Bank		03/28/2022	5,000,000.00	4,810,850.00	5,000,000.00	2.000	2.000	483	03/28/2024
3130ARAE1	12670	Federal Home Loan Bank		03/25/2022	25,000,000.00	23,527,250.00	25,000,000.00	2.100	2.100	937	06/25/2025
3130ARFQ9	12671	Federal Home Loan Bank		04/05/2022	25,000,000.00	23,181,000.00	25,000,000.00	2.610	2.610	1,586	04/05/2027
3130ARG70	12673	Federal Home Loan Bank		03/30/2022	15,000,000.00	14,863,050.00	15,000,000.00	2.010	1.513	119	03/30/2023

Portfolio POOL
RC
PM (PRF_PM2) 7.3.0

**Alameda County Investment Pool
Portfolio Management
Portfolio Details - Investments
November 30, 2022**

CUSIP	Investment #	Issuer	Average Balance	Purchase Date	Par Value	Market Value	Book Value	Stated Rate	YTM 365	Days to Maturity	Maturity Date
Agency Callables (Aaa/AA+)											
3130ARC41	12674	Federal Home Loan Bank		03/30/2022	15,000,000.00	14,233,650.00	15,000,000.00	2.320	2.320	845	03/25/2025
3130ARFG1	12675	Federal Home Loan Bank		03/30/2022	10,000,000.00	9,240,200.00	10,000,000.00	2.400	2.400	1,575	03/25/2027
3130ARJW2	12677	Federal Home Loan Bank		04/22/2022	15,000,000.00	14,414,100.00	15,000,000.00	3.000	3.000	873	04/22/2025
3130ARL33	12682	Federal Home Loan Bank		04/21/2022	20,000,000.00	19,151,600.00	20,000,000.00	3.000	3.001	994	08/21/2025
3130ARND9	12689	Federal Home Loan Bank		04/12/2022	20,000,000.00	19,815,400.00	20,000,000.00	2.350	1.848	132	04/12/2023
3130ARDV0	12691	Federal Home Loan Bank		04/08/2022	10,000,000.00	9,394,200.00	10,000,000.00	3.000	3.000	1,575	03/25/2027
3130ARPZ8	12697	Federal Home Loan Bank		04/28/2022	25,000,000.00	24,033,750.00	25,000,000.00	3.150	3.151	970	07/28/2025
3130ARUV1	12706	Federal Home Loan Bank		04/27/2022	25,000,000.00	23,946,500.00	25,000,000.00	3.100	3.100	1,061	10/27/2025
3130ARYU9	12740	Federal Home Loan Bank		05/23/2022	10,000,000.00	9,767,900.00	10,000,000.00	3.000	3.002	449	02/23/2024
3130AS3H0	12741	Federal Home Loan Bank		05/26/2022	25,000,000.00	24,280,500.00	25,000,000.00	2.625	2.626	452	02/26/2024
3130ASBX6	12743	Federal Home Loan Bank		06/03/2022	10,000,000.00	9,839,600.00	10,000,000.00	2.275	2.276	211	06/30/2023
3130ASC49	12748	Federal Home Loan Bank		06/16/2022	15,000,000.00	14,764,800.00	15,000,000.00	2.300	2.300	208	06/27/2023
3130ASKE8	12754	Federal Home Loan Bank		06/28/2022	15,000,000.00	14,718,600.00	15,000,000.00	3.300	3.300	392	12/28/2023
3130ASKJ7	12756	Federal Home Loan Bank		06/28/2022	20,000,000.00	19,552,800.00	20,000,000.00	3.500	3.500	575	06/28/2024
3130ASKF5	12757	Federal Home Loan Bank		06/30/2022	10,000,000.00	9,902,600.00	10,000,000.00	3.000	3.000	211	06/30/2023
3130AS5R6	12761	Federal Home Loan Bank		06/30/2022	50,000,000.00	49,392,000.00	49,755,000.00	2.250	3.023	225	07/14/2023
3130ASQC6	12774	Federal Home Loan Bank		07/28/2022	20,000,000.00	19,788,800.00	20,000,000.00	3.500	3.500	239	07/28/2023
3130ASUT4	12778	Federal Home Loan Bank		08/10/2022	15,000,000.00	14,800,050.00	15,000,000.00	3.130	3.127	252	08/10/2023
3130ASZD4	12787	Federal Home Loan Bank		08/30/2022	15,000,000.00	14,775,000.00	14,998,500.00	4.130	4.134	1,001	08/28/2025
3130ASYZ6	12789	Federal Home Loan Bank		08/30/2022	25,000,000.00	24,651,750.00	25,000,000.00	4.000	4.000	1,001	08/28/2025
3130ASYR4	12806	Federal Home Loan Bank		09/27/2022	25,000,000.00	24,518,750.00	24,685,000.00	4.000	4.576	1,001	08/28/2025
3130ATDV6	12814	Federal Home Loan Bank		09/30/2022	10,000,000.00	9,929,200.00	10,000,000.00	5.000	5.000	1,764	09/30/2027
3130ATJ32	12826	Federal Home Loan Bank		10/24/2022	10,000,000.00	10,007,000.00	10,000,000.00	5.250	5.250	1,058	10/24/2025
3130ATXX0	12864	Federal Home Loan Bank		11/30/2022	25,000,000.00	25,040,750.00	25,000,000.00	5.000	5.001	540	05/24/2024
31422BUS7	12016	Federal Home Loan Mtg Corp		02/18/2020	25,000,000.00	23,597,000.00	25,000,000.00	1.680	1.680	810	02/18/2025
3134GVWR5	12144	Federal Home Loan Mtg Corp		05/22/2020	25,000,000.00	22,878,500.00	25,000,000.00	0.625	0.625	903	05/22/2025
3134GWND4	12199	Federal Home Loan Mtg Corp		08/12/2020	15,000,000.00	13,570,050.00	15,000,000.00	0.600	0.600	985	08/12/2025
3134GWN44	12219	Federal Home Loan Mtg Corp		09/11/2020	15,000,000.00	13,928,100.00	15,000,000.00	0.450	0.450	650	09/11/2024
3134GWUY0	12246	Federal Home Loan Mtg Corp		09/30/2020	15,000,000.00	13,771,200.00	15,000,000.00	0.400	0.400	760	12/30/2024
3134GWVJ2	12247	Federal Home Loan Mtg Corp		09/30/2020	15,000,000.00	13,866,600.00	15,000,000.00	0.400	0.400	669	09/30/2024
3134GWXX0	12248	Federal Home Loan Mtg Corp		09/30/2020	15,000,000.00	13,871,850.00	15,000,000.00	0.400	0.400	669	09/30/2024
3134GWVJ2	12249	Federal Home Loan Mtg Corp		09/30/2020	10,000,000.00	9,244,400.00	10,000,000.00	0.400	0.400	669	09/30/2024
3134GWXG6	12250	Federal Home Loan Mtg Corp		09/30/2020	10,000,000.00	9,186,600.00	10,000,000.00	0.430	0.430	760	12/30/2024
3134GWUY0	12251	Federal Home Loan Mtg Corp		09/30/2020	10,000,000.00	9,180,800.00	10,000,000.00	0.400	0.400	760	12/30/2024
3134GXB5D	12300	Federal Home Loan Mtg Corp		11/12/2020	15,000,000.00	14,071,950.00	15,000,000.00	0.360	0.360	531	05/15/2024
3134GXDZ4	12318	Federal Home Loan Mtg Corp		11/25/2020	15,000,000.00	13,810,950.00	15,000,000.00	0.450	0.450	725	11/25/2024

Portfolio POOL
RC
PM (PRF_PM2) 7.3.0

**Alameda County Investment Pool
Portfolio Management
Portfolio Details - Investments
November 30, 2022**

CUSIP	Investment #	Issuer	Average Balance	Purchase Date	Par Value	Market Value	Book Value	Stated Rate	YTM 365	Days to Maturity	Maturity Date
Agency Callables (Aaa/AA+)											
3134GXB5	12319	Federal Home Loan Mtg Corp		11/25/2020	15,000,000.00	13,385,250.00	15,000,000.00	0.600	0.600	1,077	11/12/2025
3134GXHD9	12359	Federal Home Loan Mtg Corp		12/23/2020	10,000,000.00	8,955,300.00	10,000,000.00	0.700	0.700	1,118	12/23/2025
3134GXQN7	12672	Federal Home Loan Mtg Corp		04/05/2022	10,000,000.00	9,922,900.00	10,000,000.00	2.350	1.798	125	04/05/2023
3134GXS07	12715	Federal Home Loan Mtg Corp		05/05/2022	25,000,000.00	24,404,750.00	25,000,000.00	3.020	3.020	705	11/05/2024
3134GXL44	12779	Federal Home Loan Mtg Corp		08/12/2022	15,000,000.00	14,839,350.00	15,000,000.00	4.000	4.000	985	08/12/2025
3134GXR63	12786	Federal Home Loan Mtg Corp		08/29/2022	20,000,000.00	19,648,000.00	20,000,000.00	4.050	4.050	1,001	08/28/2025
3134GXT87	12788	Federal Home Loan Mtg Corp		08/30/2022	25,000,000.00	24,691,000.00	25,000,000.00	4.000	4.000	820	02/28/2025
3134GXS88	12790	Federal Home Loan Mtg Corp		08/30/2022	10,000,000.00	9,869,000.00	10,000,000.00	4.000	4.000	820	02/28/2025
3134GXS88	12791	Federal Home Loan Mtg Corp		08/30/2022	10,000,000.00	9,869,000.00	10,000,000.00	4.000	4.000	820	02/28/2025
3134GXW34	12792	Federal Home Loan Mtg Corp		08/30/2022	20,000,000.00	19,791,000.00	20,000,000.00	4.250	4.250	1,001	08/28/2025
3134GXY65	12804	Federal Home Loan Mtg Corp		09/16/2022	15,000,000.00	14,731,650.00	15,000,000.00	4.250	4.250	1,201	03/16/2026
3134GX6A7	12827	Federal Home Loan Mtg Corp		10/25/2022	15,000,000.00	15,037,350.00	15,000,000.00	5.000	5.000	876	04/25/2025
3134GX4M3	12828	Federal Home Loan Mtg Corp		10/28/2022	10,000,000.00	9,981,200.00	10,000,000.00	5.080	5.080	694	10/25/2024
3134GX6Q2	12841	Federal Home Loan Mtg Corp		11/08/2022	15,000,000.00	15,032,250.00	15,000,000.00	5.750	5.750	1,803	11/08/2027
3134GY2K7	12846	Federal Home Loan Mtg Corp		11/15/2022	10,000,000.00	9,998,300.00	10,000,000.00	5.310	5.310	715	11/15/2024
3134GX7M0	12847	Federal Home Loan Mtg Corp		11/15/2022	15,000,000.00	15,031,800.00	15,000,000.00	5.150	5.150	1,261	05/15/2026
3134GX5W0	12848	Federal Home Loan Mtg Corp		11/16/2022	15,000,000.00	15,031,950.00	15,000,000.00	5.500	5.500	897	05/16/2025
3134GY2A9	12850	Federal Home Loan Mtg Corp		11/17/2022	15,000,000.00	15,032,100.00	15,000,000.00	5.150	5.150	1,082	11/17/2025
3134GY4G4	12859	Federal Home Loan Mtg Corp		11/28/2022	25,000,000.00	25,042,000.00	25,000,000.00	5.020	5.025	634	08/26/2024
3134GY4H2	12863	Federal Home Loan Mtg Corp		11/30/2022	25,000,000.00	25,054,500.00	25,000,000.00	5.150	5.150	1,093	11/28/2025
3136G4XV0	12181	Federal National Mtg Assn		06/30/2020	15,000,000.00	13,635,450.00	15,000,000.00	0.730	0.730	942	06/30/2025
3136G4ZJ5	12184	Federal National Mtg Assn		07/21/2020	10,000,000.00	9,069,200.00	10,000,000.00	0.625	0.625	963	07/21/2025
3136G4A86	12185	Federal National Mtg Assn		07/21/2020	8,000,000.00	7,214,800.00	7,984,000.00	0.500	0.541	963	07/21/2025
3135G05X7	12209	Federal National Mtg Assn		08/27/2020	15,000,000.00	13,540,800.00	14,929,800.00	0.375	0.470	998	08/25/2025
3135G05X7	12210	Federal National Mtg Assn		08/27/2020	10,000,000.00	9,027,200.00	9,953,200.00	0.375	0.470	998	08/25/2025
3136G42F9	12211	Federal National Mtg Assn		08/27/2020	10,000,000.00	9,021,100.00	10,000,000.00	0.625	0.625	1,000	08/27/2025
3136G44U4	12265	Federal National Mtg Assn		10/20/2020	10,000,000.00	8,948,500.00	10,000,000.00	0.500	0.500	1,054	10/20/2025
3135G06C2	12278	Federal National Mtg Assn		10/29/2020	15,000,000.00	13,452,750.00	15,000,000.00	0.600	0.600	1,063	10/29/2025
3135GA2Z3	12304	Federal National Mtg Assn		11/17/2020	10,000,000.00	8,944,200.00	9,995,000.00	0.560	0.570	1,082	11/17/2025
3135GA3G4	12317	Federal National Mtg Assn		11/25/2020	10,000,000.00	9,199,600.00	10,000,000.00	0.400	0.400	725	11/25/2024
3135GAA76	12343	Federal National Mtg Assn		12/09/2020	20,000,000.00	18,122,400.00	20,000,000.00	0.540	0.540	921	06/09/2025
3135GABT7	12355	Federal National Mtg Assn		12/16/2020	20,000,000.00	18,093,200.00	20,000,000.00	0.500	0.500	928	06/16/2025
3135GA7L9	12356	Federal National Mtg Assn		12/16/2020	20,000,000.00	18,093,200.00	20,000,000.00	0.500	0.500	928	06/16/2025
3135G06V0	12849	Federal National Mtg Assn		11/16/2022	20,000,000.00	19,637,200.00	19,846,626.67	4.125	4.758	1,001	08/28/2025
3135GACY5	12856	Federal National Mtg Assn		11/25/2022	10,000,000.00	10,025,400.00	10,000,000.00	5.600	5.600	1,090	11/25/2025
3135GAD65	12858	Federal National Mtg Assn		11/28/2022	20,000,000.00	20,039,200.00	20,000,000.00	5.200	5.200	1,091	11/26/2025

Portfolio POOL
RC
PM (PRF_PM2) 7.3.0

**Alameda County Investment Pool
Portfolio Management
Portfolio Details - Investments
November 30, 2022**

CUSIP	Investment #	Issuer	Average Balance	Purchase Date	Par Value	Market Value	Book Value	Stated Rate	YTM 365	Days to Maturity	Maturity Date
Subtotal and Average			2,337,094,406.60		2,490,590,000.00	2,346,330,911.50	2,488,517,719.93		2.004	887	
Asset Backed Securities											
02007RAC3	11856	Ally Auto Receivables Trust		09/17/2019	629,535.85	628,314.55	629,518.10	1.930	1.939	531	05/15/2024
02007TAC9	11942	Ally Auto Receivables Trust		12/11/2019	242,434.87	241,903.94	242,393.12	1.840	1.033	562	06/15/2024
14315XAC2	11977	CarMax Auto Owner Trust		01/22/2020	1,089,607.71	1,089,393.93	1,089,393.93	1.300	1.291	746	12/16/2024
14043TAF3	11859	Capital One Prime Auto Rec		09/18/2019	425,326.10	424,041.62	425,302.20	1.920	1.930	531	05/15/2024
14043MAC5	12019	Capital One Prime Auto Rec		02/19/2020	1,769,846.94	1,750,077.75	1,769,470.67	1.600	1.615	715	11/15/2024
14043MAC5	12043	Capital One Prime Auto Rec		03/18/2020	2,064,821.43	2,041,757.37	2,030,300.20	1.600	2.360	715	11/15/2024
34531KAD4	11915	Ford Credit Auto Owner Trust		11/22/2019	811,199.70	809,366.39	811,153.14	1.300	1.283	470	03/15/2024
36257PAD0	11797	GM Financial		07/24/2019	35,447.08	35,408.44	35,442.76	1.300	1.309	502	04/16/2024
36258NAC6	11972	GM Financial		01/15/2020	452,899.78	450,028.40	452,793.12	1.840	1.858	655	09/16/2024
44891JAC2	11894	Hyundai Auto Rec Trust		11/06/2019	16,767.52	16,748.91	16,766.75	1.940	1.950	441	02/15/2024
43813VAC2	11923	Hyundai Auto Rec Trust		11/26/2019	2,024,391.50	2,015,079.30	2,024,030.75	1.830	1.846	413	01/18/2024
43813RAC1	12024	Hyundai Auto Rec Trust		02/26/2020	2,765,192.40	2,740,388.62	2,764,650.42	1.610	1.625	508	04/22/2024
41284UAD6	11988	Harley Davidson Motorcycle		01/29/2020	291,125.46	290,147.28	291,061.97	1.870	1.887	684	10/15/2024
477870AC3	11798	John Deere Owner Trust		07/24/2019	2,913.37	2,910.43	2,912.75	2.210	2.107	379	12/15/2023
58769TAD7	11861	Mercedes Benz Auto Rec		09/25/2019	229,008.41	228,745.05	228,976.88	1.940	1.954	470	03/15/2024
89233MAD5	11905	Toyota Auto Rec Owners Trust		11/13/2019	828,889.11	826,311.26	828,829.26	1.920	1.931	411	01/16/2024
Subtotal and Average			15,525,046.77		13,679,407.24	13,590,623.25	13,642,996.03		1.769	573	
Municipal Bonds											
072024WP3	12038	Bay Area Ca Tran		03/17/2020	10,000,000.00	9,690,300.00	10,264,600.00	2.254	1.570	487	04/01/2024
072024WP3	12039	Bay Area Ca Tran		03/17/2020	10,000,000.00	9,690,300.00	10,264,600.00	2.254	1.575	487	04/01/2024
13063DRJ9	11878	St. of California		10/24/2019	5,000,000.00	4,919,300.00	5,100,050.00	2.400	1.870	304	10/01/2023
13032UB98	12692	California Health Facility		04/07/2022	1,000,000.00	968,980.00	1,000,000.00	2.670	2.671	548	06/01/2024
13032UC22	12693	California Health Facility		04/07/2022	2,715,000.00	2,600,155.50	2,715,000.00	2.991	2.992	913	06/01/2025
13032UC30	12694	California Health Facility		04/07/2022	2,500,000.00	2,355,000.00	2,500,000.00	3.044	3.045	1,278	06/01/2026
91412HGE7	12262	UNIVHGR		10/19/2020	9,580,000.00	8,752,383.80	9,661,525.80	0.883	0.721	896	05/15/2025
Subtotal and Average			41,505,775.80		40,795,000.00	38,976,419.30	41,505,775.80		1.619	637	
Total and Average			8,265,256,487.85		8,726,452,407.24	8,411,582,908.86	8,698,292,090.77		2.344	507	

**Alameda County Investment Pool
Portfolio Management
Portfolio Details - Cash
November 30, 2022**

CUSIP	Investment #	Issuer	Average Balance	Purchase Date	Par Value	Market Value	Book Value	Stated Rate	YTM 365	Days to Maturity
Average Balance			0.00							0
Total Cash and Investments			8,265,256,487.85		8,726,452,407.24	8,411,582,908.86	8,698,292,090.77		2.344	507

**Alameda County Investment Pool
Transaction Activity Report
November 1, 2022 - November 30, 2022
Sorted by Fund - Transaction Type
All Funds**

Investment #	Fund	CUSIP	Inv Descrip	TransactionType	TransactionDate	Issuer	New Principal	Principal Paydowns	Interest	Total Cash
12837	100	31422XN40	FEDERAL AGRIC	Purchase	11/01/2022	Farmer Mac	15,000,000.00			-15,000,000.00
12838	100	31422XN40	FEDERAL AGRIC	Purchase	11/01/2022	Farmer Mac	15,000,000.00			-15,000,000.00
12839	100	63873QXP4	NATXNY 4.81% MAT	Purchase	11/02/2022	Natixis North Americ	50,000,000.00			-50,000,000.00
12840	100	63873QXR0	NATXNY 5.56% MAT	Purchase	11/03/2022	Natixis North Americ	50,000,000.00			-50,000,000.00
12841	100	3134GX6Q2	FEDERAL HOME LN	Purchase	11/08/2022	Federal Home Loan	15,000,000.00			-15,000,000.00
12842	100	912796ZH5	UNITED STATES	Purchase	11/09/2022	Treasury Bill	49,709,722.22			-49,709,722.22
12843	100	912796ZH5	UNITED STATES	Purchase	11/09/2022	Treasury Bill	49,709,722.22			-49,709,722.22
12844	100	912796ZH5	UNITED STATES	Purchase	11/09/2022	Treasury Bill	49,709,722.22			-49,709,722.22
12845	100	3133ENZ37	FFCB 4.875% MAT	Purchase	11/10/2022	Federal Farm Credit	18,497,040.00			-18,497,040.00
12846	100	3134GY2K7	FEDERAL HOME LN	Purchase	11/15/2022	Federal Home Loan	10,000,000.00			-10,000,000.00
12847	100	3134GX7M0	FEDERAL HOME LN	Purchase	11/15/2022	Federal Home Loan	15,000,000.00			-15,000,000.00
12848	100	3134GX5W0	FEDERAL HOME LN	Purchase	11/16/2022	Federal Home Loan	15,000,000.00			-15,000,000.00
12849	100	3135G06V0	FEDERAL NATL MTGPurchase		11/16/2022	Federal National Mtg	19,846,626.67			-19,846,626.67
12850	100	3134GY2A9	FEDERAL HOME LN	Purchase	11/17/2022	Federal Home Loan	15,000,000.00			-15,000,000.00
12851	100	912796T33	UNITED STATES	Purchase	11/18/2022	Treasury Bill	49,444,944.44			-49,444,944.44
12852	100	912796ZH5	UNITED STATES	Purchase	11/18/2022	Treasury Bill	49,754,027.78			-49,754,027.78
12853	100	912796XT1	UNITED STATES	Purchase	11/18/2022	Treasury Bill	49,576,194.44			-49,576,194.44
12855	100	31422XQ62	FAMCA 5.3% MAT	Purchase	11/22/2022	Farmer Mac	20,000,000.00			-20,000,000.00
12856	100	3135GACY5	FEDERAL NATL MTGPurchase		11/25/2022	Federal National Mtg	10,000,000.00			-10,000,000.00
12859	100	3134GY4G4	FEDERAL HOME LN	Purchase	11/28/2022	Federal Home Loan	25,000,000.00			-25,000,000.00
12858	100	3135GAD65	FEDERAL NATL MTGPurchase		11/28/2022	Federal National Mtg	20,000,000.00			-20,000,000.00
12860	100	313384CT4	FHLBDN DISC NOTE	Purchase	11/29/2022	Federal Home Loan	49,407,916.67			-49,407,916.67
12862	100	313384DB2	FHLBDN DISC NOTE	Purchase	11/29/2022	Federal Home Loan	49,352,222.22			-49,352,222.22
12861	100	89115BHP8	TD 5.28% MAT	Purchase	11/29/2022	Toronto Dominion	50,000,000.00			-50,000,000.00
12864	100	3130ATXX0	FEDERAL HOME	Purchase	11/30/2022	Federal Home Loan	25,000,000.00			-25,000,000.00
12878	100	313384DD8		Purchase	11/30/2022	Federal Home Loan	49,344,625.00			-49,344,625.00
12882	100	313384DC0		Purchase	11/30/2022	Federal Home Loan	49,350,750.00			-49,350,750.00
12863	100	3134GY4H2	FEDERAL HOME LN	Purchase	11/30/2022	Federal Home Loan	25,000,000.00			-25,000,000.00
11836	100	594918AQ7	MICROSOFT CORP,	Redemption	11/15/2022	Mircosoft Inc.		15,150,000.00		15,150,000.00
11909	100	69349LAG3	PNC 2.7% MAT	Redemption	11/01/2022	PNC Bank NA		15,000,000.00		15,000,000.00
12028	100	02665WCA7	AMERICAN HONDA	Redemption	11/16/2022	American Honda		5,000,000.00		5,000,000.00
12032	100	14913Q3C1	CATERPILLAR FINL	Redemption	11/18/2022	Caterpillar Inc.		5,000,000.00		5,000,000.00
12547	100	89114WKQ7	TD 0.36% MAT	Redemption	11/09/2022	Toronto Dominion		50,000,000.00		50,000,000.00
12775	100	62478UFT8	UBOC 2.89% MAT	Redemption	11/21/2022	Union Bank of Califo		50,000,000.00		50,000,000.00

Portfolio POOL

RC

TA (PRF_TA) 7.1.1
Report Ver. 7.3.6.1

**Alameda County Investment Pool
Transaction Activity Report
Sorted by Fund - Transaction Type**

Investment #	Fund	CUSIP	Inv Descrip	TransactionType	TransactionDate	Issuer	New Principal	Principal Paydowns	Interest	Total Cash
11798	100	477870AC3	JDOT 2.21% MAT	Redemption	11/15/2022	John Deere Owner		40,364.23		40,364.23
11829	100	43815NAC8	HART 1.78% MAT	Redemption	11/15/2022	Hyundai Auto Rec Tru		125,374.43		125,374.43
11856	100	02007RAC3	ALLYA 1.93% MAT	Redemption	11/15/2022	Ally Auto Receivable		292,993.40		292,993.40
11859	100	14043TAF3	COPAR 1.92% MAT	Redemption	11/15/2022	Capital One Prime Au		161,719.35		161,719.35
11861	100	58769TAD7	MBART 1.94% MAT	Redemption	11/15/2022	Mercedes Benz Au		260,359.36		260,359.36
11894	100	44891JAC2	HART 1.94% MAT	Redemption	11/15/2022	Hyundai Auto Rec Tru		128,737.07		128,737.07
11915	100	34531KAD4	FORDO 1.3% MAT	Redemption	11/15/2022	Ford Credit Auto Own		358,837.20		358,837.20
11942	100	02007TAC9	ALLYA 1.84% MAT	Redemption	11/15/2022	Ally Auto Receivable		101,524.05		101,524.05
11977	100	14315XAC2	CARMX 1.3% MAT	Redemption	11/15/2022	CarMax Auto Owner		118,369.17		118,369.17
11988	100	41284UAD6	HDMOT 1.87% MAT	Redemption	11/15/2022	Harley Davidson Moto		92,518.22		92,518.22
12019	100	14043MAC5	COPAR 1.6% MAT	Redemption	11/15/2022	Capital One Prime Au		233,167.92		233,167.92
12043	100	14043MAC5	COPAR 1.6% MAT	Redemption	11/15/2022	Capital One Prime Au		272,029.24		272,029.24
11797	100	36257PAD0	GM 1.3% MAT	Redemption	11/16/2022	GM Financial		84,996.69		84,996.69
11905	100	89233MAD5	TAOT 1.92% MAT	Redemption	11/16/2022	Toyota Auto Rec		271,344.71		271,344.71
11972	100	36258NAC6	GMCAR 1.84% MAT	Redemption	11/16/2022	GM Financial		80,162.35		80,162.35
11760	100	14042WAC4	COPAR 2.51% MAT	Redemption	11/17/2022	Capital One Prime Au				0.00
11923	100	43813VAC2	HART 1.83% MAT	Redemption	11/18/2022	Hyundai Auto Rec Tru		511,365.02		511,365.02
12024	100	43813RAC1	HART 1.61% MAT	Redemption	11/21/2022	Hyundai Auto Rec Tru		418,902.00		418,902.00
11858	100	05588CAC6	BMWOT 1.92% MAT	Redemption	11/25/2022	BMW Vehicle Owner		96,229.70		96,229.70
11755	100	31422BFL9	FAMCA 2.4% MAT	Interest	11/10/2022	Farmer Mac			300,000.00	300,000.00
11756	100	31422BFL9	FAMCA 2.4% MAT	Interest	11/01/2022	Farmer Mac			300,000.00	300,000.00
11836	100	594918AQ7	MICROSOFT CORP,	Interest	11/15/2022	Mircosoft Inc.			160,968.75	160,968.75
11862	100	912828VB3	UNITED STATES	Interest	11/15/2022	U.S. Treasury			437,500.00	437,500.00
11909	100	69349LAG3	PNC 2.7% MAT	Interest	11/01/2022	PNC Bank NA			202,500.00	202,500.00
11911	100	31422BPC8	FAMCA 1.72% MAT	Interest	11/21/2022	Farmer Mac			172,000.00	172,000.00
11932	100	45818WCS3	IADB 1.7% MAT	Interest	11/15/2022	InterAmerican Develo			85,000.00	85,000.00
11950	100	45818WCS3	IADB 1.7% MAT	Interest	11/15/2022	InterAmerican Develo			212,500.00	212,500.00
11971	100	14913Q3C1	CATERPILLAR FINL	Interest	11/18/2022	Caterpillar Inc.			146,250.00	146,250.00
12028	100	02665WCA7	AMERICAN HONDA	Interest	11/16/2022	American Honda			65,000.00	65,000.00
12029	100	02665WDH1	AMERICAN HONDA	Interest	11/10/2022	American Honda			29,250.00	29,250.00
12030	100	02665WDH1	AMERICAN HONDA	Interest	11/10/2022	American Honda			53,625.00	53,625.00
12032	100	14913Q3C1	CATERPILLAR FINL	Interest	11/18/2022	Caterpillar Inc.			48,750.00	48,750.00
12129	100	3137EAER6	SIEBER 0.375% MAT	Interest	11/07/2022	Federal Home Loan			18,750.00	18,750.00
12130	100	3137EAER6	SIEBER 0.375% MAT	Interest	11/07/2022	Federal Home Loan			37,500.00	37,500.00
12131	100	3137EAER6	SIEBER 0.375% MAT	Interest	11/07/2022	Federal Home Loan			37,500.00	37,500.00
12133	100	037833DT4	APPLE INC, SR GLBL	Interest	11/14/2022	Apple Inc.			28,125.00	28,125.00
12134	100	037833DV9	AAPL 0.75% MAT	Interest	11/14/2022	Apple Inc.			18,750.00	18,750.00
12140	100	3133ELZM9	FEDERAL FARM CR	Interest	11/14/2022	Federal Farm Credit			62,500.00	62,500.00
12144	100	3134GVWR5	FEDERAL HOME LN	Interest	11/22/2022	Federal Home Loan			78,125.00	78,125.00
12145	100	3135G04Q3	FNMA 0.25% MAT	Interest	11/22/2022	Federal National Mtg			25,000.00	25,000.00

**Alameda County Investment Pool
Transaction Activity Report
Sorted by Fund - Transaction Type**

Investment #	Fund	CUSIP	Inv Descrip	TransactionType	TransactionDate	Issuer	New Principal	Principal Paydowns	Interest	Total Cash
12146	100	3135G04Q3	FNMA 0.25% MAT	Interest	11/22/2022	Federal National Mtg			18,750.00	18,750.00
12147	100	3135G04Q3	FNMA 0.25% MAT	Interest	11/22/2022	Federal National Mtg			18,750.00	18,750.00
12151	100	717081EX7	PFIZER INC, GLBL	Interest	11/28/2022	Pfizer			20,000.00	20,000.00
12262	100	91412HGE7	UNVHGR 0.883%	Interest	11/15/2022	UNIVHGR			42,295.70	42,295.70
12291	100	3137EAEZ8	FEDERAL HOME LN	Interest	11/07/2022	Federal Home Loan			12,500.00	12,500.00
12293	100	3137EAEZ8	FEDERAL HOME LN	Interest	11/07/2022	Federal Home Loan			12,500.00	12,500.00
12299	100	3135G06G3	FNMA 0.5% MAT	Interest	11/07/2022	Federal National Mtg			45,000.00	45,000.00
12300	100	3134GXBD5	FEDERAL HOME LN	Interest	11/15/2022	Federal Home Loan			27,000.00	27,000.00
12302	100	110122DN5	BMY 0.75% MAT	Interest	11/14/2022	Bristol Myers			18,750.00	18,750.00
12303	100	110122DT2	BRISTOL-MYERS	Interest	11/14/2022	Bristol Myers			13,425.00	13,425.00
12304	100	3135GA2Z3	FEDERAL NATL MTG	Interest	11/17/2022	Federal National Mtg			28,000.00	28,000.00
12312	100	459058JM6	IBRD 0.25% MAT	Interest	11/25/2022	International Bank R			25,000.00	25,000.00
12313	100	459058JM6	IBRD 0.25% MAT	Interest	11/25/2022	International Bank R			18,750.00	18,750.00
12317	100	3135GA3G4	FEDERAL NATL MTG	Interest	11/25/2022	Federal National Mtg			20,000.00	20,000.00
12318	100	3134GXDZ4	FEDERAL HOME LN	Interest	11/25/2022	Federal Home Loan			33,750.00	33,750.00
12319	100	3134GXBM5	FEDERAL HOME LN	Interest	11/14/2022	Federal Home Loan			45,000.00	45,000.00
12321	100	3135G06H1	FNMA 0.25% MAT	Interest	11/28/2022	Federal National Mtg			18,750.00	18,750.00
12441	100	3133EMYD8	FEDERAL FARM CR	Interest	11/03/2022	Federal Farm Credit			63,750.00	63,750.00
12442	100	023135BV7	AMAZON COM INC,	Interest	11/14/2022	Amazon			12,500.00	12,500.00
12443	100	023135BX3	AMAZON COM INC,	Interest	11/14/2022	Amazon			50,000.00	50,000.00
12444	100	023135BW5	AMAZON COM INC,	Interest	11/14/2022	Amazon			6,750.00	6,750.00
12445	100	808513BR5	SCHW 1.15% MAT	Interest	11/14/2022	Charles Schwab			23,000.00	23,000.00
12446	100	45950VPX8	IFC 0.86% MAT	Interest	11/14/2022	IFCDN			43,000.00	43,000.00
12447	100	3133EMZS4	FEDERAL FARM CR	Interest	11/18/2022	Federal Farm Credit			45,000.00	45,000.00
12449	100	90327QD71	USAA 0.5% MAT	Interest	11/01/2022	USAA Capital Corp			17,500.00	17,500.00
12453	100	06048WM31	BAC 1.25% MAT	Interest	11/28/2022	Bank of America Corp			62,500.00	62,500.00
12454	100	48128G3N8	JPM 1.2% MAT	Interest	11/28/2022	J.P. Morgan			30,000.00	30,000.00
12547	100	89114WKQ7	TD 0.36% MAT	Interest	11/09/2022	Toronto Dominion			182,000.00	182,000.00
12551	100	3130APU29	FEDERAL HOME	Interest	11/09/2022	Federal Home Loan			32,000.00	32,000.00
12552	100	3130APU29	FEDERAL HOME	Interest	11/09/2022	Federal Home Loan			50,000.00	50,000.00
12554	100	3130APRA5	FEDERAL HOME	Interest	11/15/2022	Federal Home Loan			137,500.00	137,500.00
12556	100	3130APRU1	FHLB 1.% MAT	Interest	11/16/2022	Federal Home Loan			50,000.00	50,000.00
12557	100	3130APRU1	FEDERAL HOME	Interest	11/16/2022	Federal Home Loan			125,000.00	125,000.00
12560	100	3130APLJ2	FEDERAL HOME	Interest	11/17/2022	Federal Home Loan			37,500.00	37,500.00
12561	100	3130APNH4	FEDERAL HOME	Interest	11/18/2022	Federal Home Loan			60,000.00	60,000.00
12562	100	3130APQG3	FEDERAL HOME	Interest	11/18/2022	Federal Home Loan			120,000.00	120,000.00
12563	100	3130APRE7	FEDERAL HOME	Interest	11/18/2022	Federal Home Loan			126,250.00	126,250.00
12564	100	3133ENEJ5	FEDERAL FARM CR	Interest	11/18/2022	Federal Farm Credit			109,375.00	109,375.00
12571	100	3130APVJ1	FEDERAL HOME	Interest	11/23/2022	Federal Home Loan			112,500.00	112,500.00
12573	100	45950VQS8	IFC 0.61% MAT	Interest	11/25/2022	IFCDN			30,500.00	30,500.00

**Alameda County Investment Pool
Transaction Activity Report
Sorted by Fund - Transaction Type**

Investment #	Fund	CUSIP	Inv Descrip	TransactionType	TransactionDate	Issuer	New Principal	Principal Paydowns	Interest	Total Cash
12574	100	3130APWH4	FEDERAL HOME	Interest	11/23/2022	Federal Home Loan			56,250.00	56,250.00
12581	100	3130APWM3	FEDERAL HOME	Interest	11/25/2022	Federal Home Loan			52,500.00	52,500.00
12582	100	3130APWE1	FEDERAL HOME	Interest	11/25/2022	Federal Home Loan			112,500.00	112,500.00
12583	100	3130APWV3	FEDERAL HOME	Interest	11/25/2022	Federal Home Loan			131,250.00	131,250.00
12597	100	91282CDB4	UNITED STATES	Interest	11/17/2022	U.S. Treasury			156,250.00	156,250.00
12640	100	SYS12640	EWEST 0.15% MAT	Interest	11/17/2022	East West Bank			34,100.00	34,100.00
12660	100	SYS12660	SELFHP 1.0% MAT	Interest	11/14/2022	Self-Help Federal Cr			198.06	198.06
12680	100	912828R69	UNITED STATES	Interest	11/30/2022	U.S. Treasury			406,250.00	406,250.00
12708	100	SYS12708	FREMNT 0.15% MAT	Interest	12/02/2022	Fremont Bank			857.25	857.25
12715	100	3134GXSD7	FEDERAL HOME LN	Interest	11/07/2022	Federal Home Loan			377,500.00	377,500.00
12742	100	SYS12742	UB-LOC 0.5% MAT	Interest	11/10/2022	Union Bank - LOC			2,152.78	2,152.78
12743	100	3130ASBX6	FEDERAL HOME	Interest	11/30/2022	Federal Home Loan			111,854.17	111,854.17
12767	100	SYS12767	EWEST 3.0% MAT	Interest	11/17/2022	East West Bank			64,583.34	64,583.34
12775	100	62478UFT8	UBOC 2.89% MAT	Interest	11/21/2022	Union Bank of Califo			461,597.20	461,597.20
12778	100	3130ASUT4	FEDERAL HOME	Interest	11/10/2022	Federal Home Loan			113,250.00	113,250.00
12797	100	SYS12797	BANKSF 3.03% MAT	Interest	11/04/2022	Bank of San Francisc			38,716.67	38,716.67
12798	100	SYS12798	EWEST 2.9% MAT	Interest	11/17/2022	East West Bank			49,944.44	49,944.44
12818	100	SYS12818	BRIDGE 4.0% MAT	Interest	11/03/2022	Bridge Bank			84,931.48	84,931.48
12821	100	SYS12821	SIGNA 3.85% MAT	Interest	11/08/2022	Signature Bank			41,327.20	41,327.20
11798	100	477870AC3	JDOT 2.21% MAT	Interest	11/15/2022	John Deere Owner			79.70	79.70
11829	100	43815NAC8	HART 1.78% MAT	Interest	11/15/2022	Hyundai Auto Rec Tru			185.97	185.97
11856	100	02007RAC3	ALLYA 1.93% MAT	Interest	11/15/2022	Ally Auto Receivable			1,483.74	1,483.74
11859	100	14043TAF3	COPAR 1.92% MAT	Interest	11/15/2022	Capital One Prime Au			939.27	939.27
11861	100	58769TAD7	MBART 1.94% MAT	Interest	11/15/2022	Mercedes Benz Auto			791.14	791.14
11894	100	44891JAC2	HART 1.94% MAT	Interest	11/15/2022	Hyundai Auto Rec Tru			235.23	235.23
11915	100	34531KAD4	FORDO 1.3% MAT	Interest	11/15/2022	Ford Credit Auto Own			1,823.31	1,823.31
11942	100	02007TAC9	ALLYA 1.84% MAT	Interest	11/15/2022	Ally Auto Receivable			527.40	527.40
11977	100	14315XAC2	CARMX 1.3% MAT	Interest	11/15/2022	CarMax Auto Owner			1,902.56	1,902.56
11988	100	41284UAD6	HDMOT 1.87% MAT	Interest	11/15/2022	Harley Davidson Moto			597.84	597.84
12019	100	14043MAC5	COPAR 1.6% MAT	Interest	11/15/2022	Capital One Prime Au			2,670.68	2,670.68
12043	100	14043MAC5	COPAR 1.6% MAT	Interest	11/15/2022	Capital One Prime Au			3,115.80	3,115.80
11797	100	36257PAD0	GM 1.3% MAT	Interest	11/16/2022	GM Financial			218.81	218.81
11905	100	89233MAD5	TAOT 1.92% MAT	Interest	11/16/2022	Toyota Auto Rec			1,760.37	1,760.37
11972	100	36258NAC6	GMCAR 1.84% MAT	Interest	11/16/2022	GM Financial			817.37	817.37
11760	100	14042WAC4	COPAR 2.51% MAT	Interest	11/17/2022	Capital One Prime Au				0.00
11923	100	43813VAC2	HART 1.83% MAT	Interest	11/18/2022	Hyundai Auto Rec Tru			3,867.03	3,867.03
12024	100	43813RAC1	HART 1.61% MAT	Interest	11/21/2022	Hyundai Auto Rec Tru			4,271.99	4,271.99
11858	100	05588CAC6	BMWOT 1.92% MAT	Interest	11/25/2022	BMW Vehicle Owner			153.97	153.97
Totals for General Fund							908,703,513.88	143,798,994.11	6,785,894.22	-758,118,625.55

Alameda County Investment Pool
Transaction Activity Report
Sorted by Fund - Transaction Type

Investment #	Fund	CUSIP	Inv Descrip	TransactionType	TransactionDate	Issuer	New Principal	Principal Paydowns	Interest	Total Cash
Grand Total							908,703,513.88	143,798,994.11	6,785,894.22	-758,118,625.55