



T R E A S U R E R - T A X C O L L E C T O R

HENRY C. LEVY
TREASURER - TAX COLLECTOR

June 28, 2022

Board of Supervisors
County of Alameda
1221 Oak Street, 5th Floor
Oakland, CA 94612

Dear Board Members:

RE: Investment Report – May 2022

In accordance with the Treasurer’s investment policy, submitted herewith is a report of the cash pool investments for the month of May 2022. Enclosed with this report is a detailed composition of all outstanding investments by securities category as of May 31, 2022. This report reflects the market value and cost of purchase. All investments in the Treasurer’s investment portfolio conform to the statutory requirements of Government Code Section 53601 et. seq., authorities delegated by the County Board of Supervisors and the Treasurer’s investment policy.

As of May 31, 2022

Treasurer’s Investment Pool – Book Value	\$ 8,362,520,865
Treasurer’s Investment Pool – Market Value	8,197,800,584
Total Cash in Bank	89,779,057
Total interest received during the month	2,497,624
Average Maturity of the portfolio	562 days
Annualized cash basis rate of return for the month	0.35%

Liquidity Summary of the Portfolio as of May 31, 2022

Maturity	Amount	Percentage Held
1 to 90 days	\$ 2,053,930,377	24.56%
91 to 365 days	1,671,586,170	19.99%
2 years	1,393,924,300	16.67%
3 years	1,772,224,586	21.19%
4 years	1,121,739,855	13.41%
5 years	349,115,575	4.17%
Total	\$8,362,520,865	100.00%

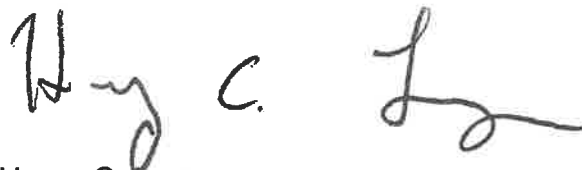
Conclusion

Based on investment activity during the month of May 2022, the Treasurer expects to meet all operating cash needs for the pool participants within the next six months from the portfolio's most liquid assets and current revenues. For your review, a copy of the Investment Status Report and transaction details for the month of May 2022 is attached and on file with the Office of the Clerk of the Board of Supervisors.

Vision 2026 Goal

The Investment Report meets the 10x goal of **Accessible Infrastructure** in support of our shared vision of **Prosperous and Vibrant Economy**.

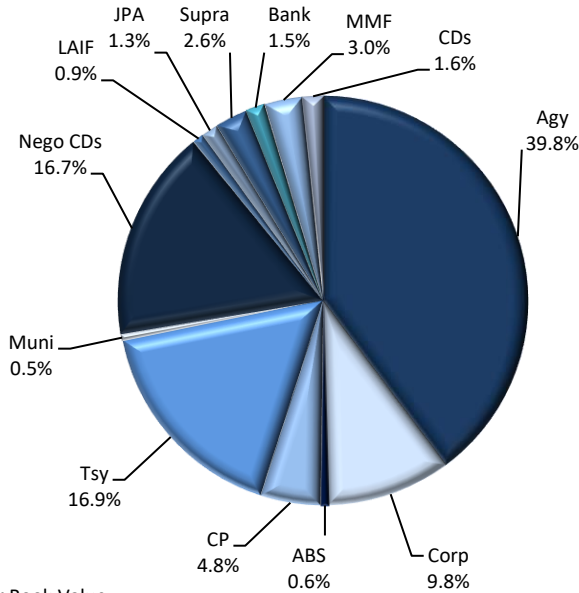
Very truly yours,

A handwritten signature in black ink, appearing to read "Henry C. Levy". The signature is written in a cursive style with a large initial "H" and a long horizontal stroke at the end.

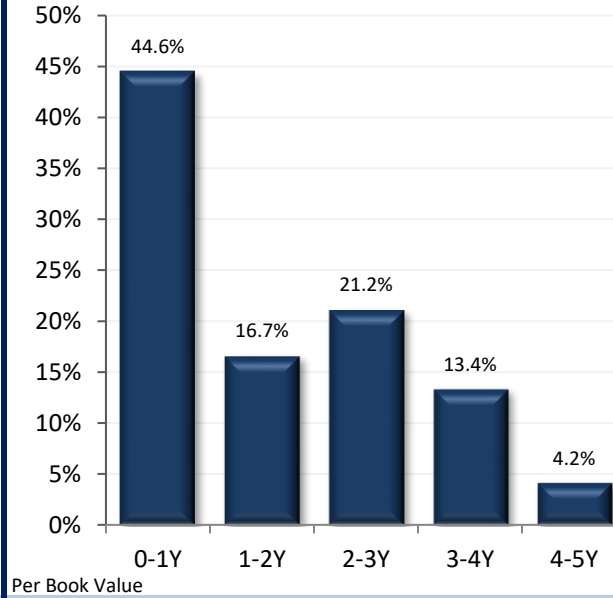
Henry C. Levy
Treasurer – Tax Collector

cc: Susan Muranishi, County Administrator
Melissa Wilk, Auditor-Controller
School District and Special District Participants
Members of the Treasury Oversight Committee

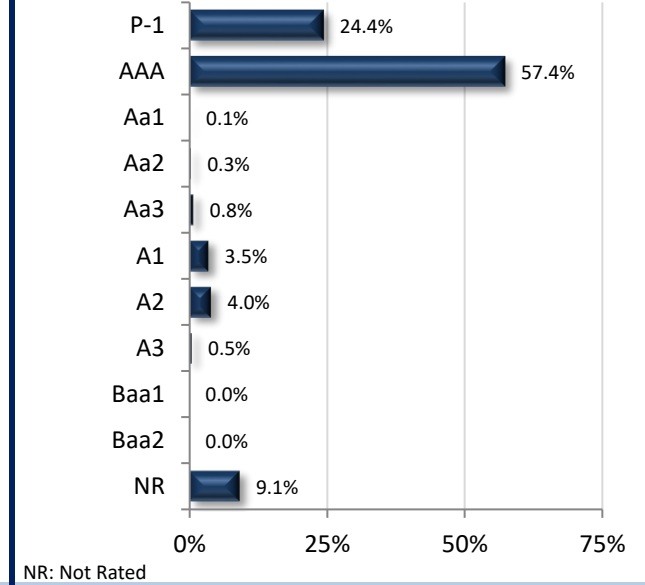
SECTOR ALLOCATION



MATURITY DISTRIBUTION



CREDIT QUALITY (MOODY'S)



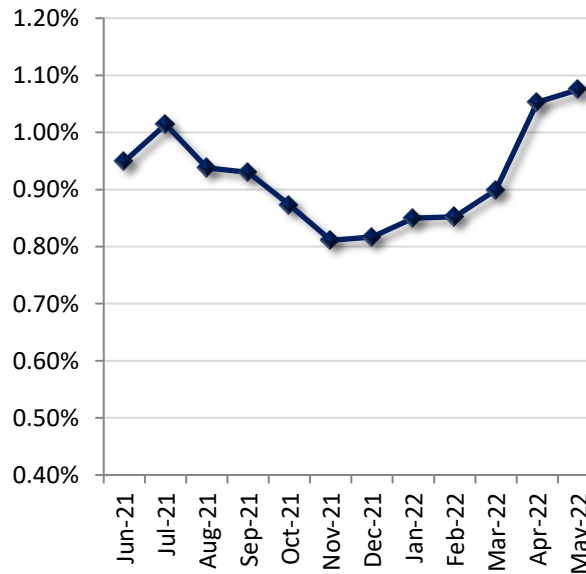
ACCOUNT SUMMARY

	5/31/22	4/30/22
Market Value	\$8,197,800,584	\$8,240,759,865
Book Value*	\$8,362,520,865	\$8,429,436,503
Unrealized G/L	-\$164,720,281	-\$188,676,637
Par Value	\$8,381,243,331	\$8,448,024,836
Net Asset Value	\$98.030	\$97.762
Book Yield	1.08%	1.05%
Years to Maturity	1.54	1.59
Effective Duration	1.50	1.56

*Book Value is not Amortized

**Note: 50mm maturity on 8/31 was credited the following business day and will show on our September 2019 reports.

PORTFOLIO BOOK YIELD HISTORY



TOP ISSUERS

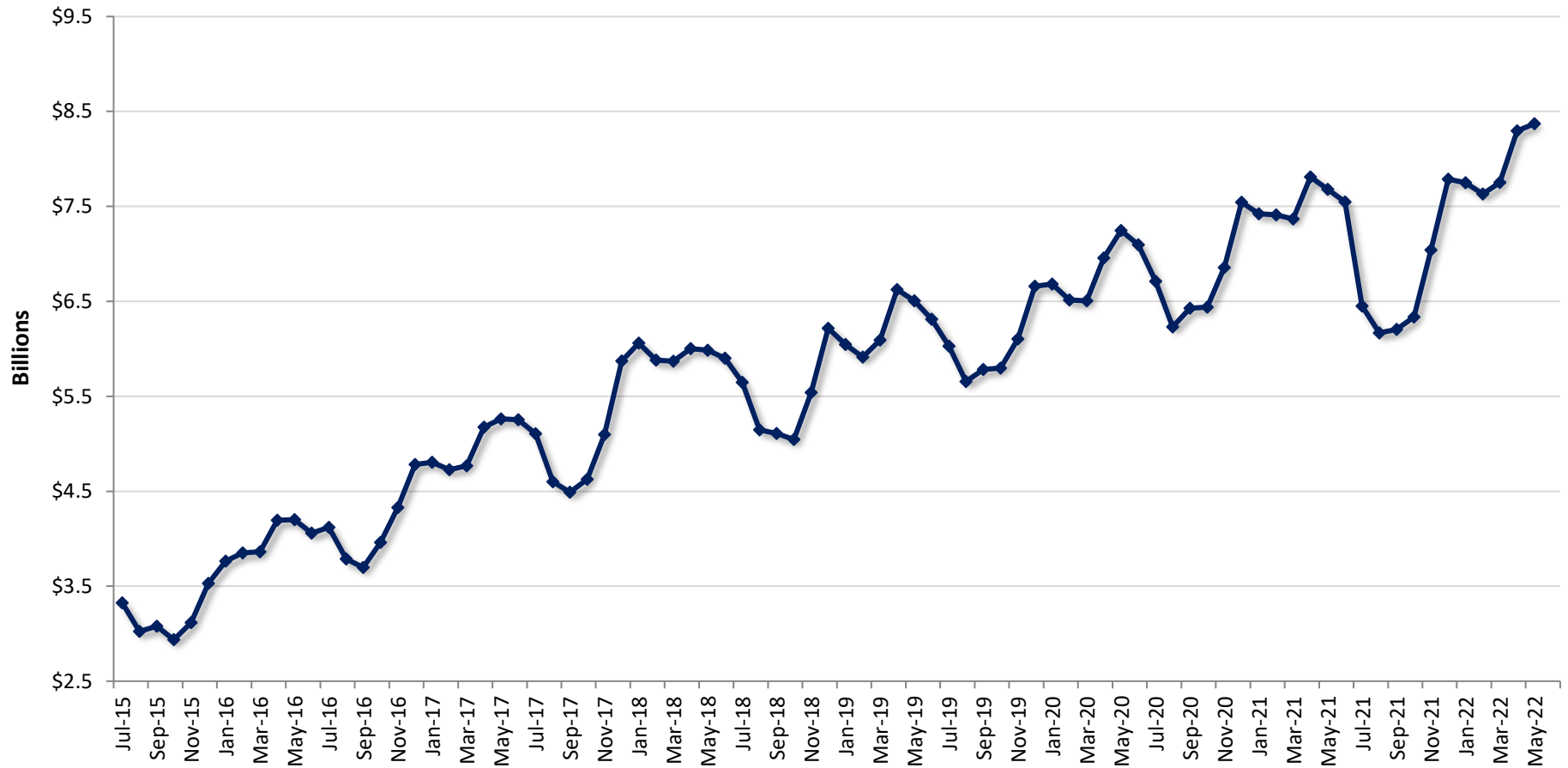
Issuer	% Portfolio
Federal Home Loan Bank	18.6%
U.S. Treasury	14.5%
Federal National Mtg Assn	7.2%
Federal Home Loan Mtg Corp	5.7%
Bank of Montreal	5.3%
Toronto Dominion Bank	5.2%
Farmer Mac	4.8%
Royal Bank CN	4.2%
Federal Farm Credit Bank	3.7%
State Street Institutional US	2.9%
Toyota Motor Credit Corp	2.4%
J.P. Morgan	2.4%
International Bank Recon & D	1.4%
Bank of Nova Scotia	1.2%
Treasury Bill	1.2%

Per Book Value

Item / Sector	Parameters	In Compliance
Weighted Average Maturity	Maximum WAM of 3.0 years	Yes 1.54 yrs
U.S. Treasury and Federal Agency Obligations	No sector limit; no issuer limit; max maturity 5 years	Yes 56.7%
Debt Issued by State of CA and Local Agencies within the State	20% limit; 5% issuer limit; Minimum rating of A by at least one NRSRO; max maturity 5 years	Yes 0.5%
LAIF	Maximum amount permitted by LAIF (currently \$75 million limit)	Yes \$72 Mil
Joint Powers Authority (CAMP)	Max Limit: Twice the limit of LAIF deposits (currently \$150 million limit)	Yes \$70 Mil
Joint Powers Authority (CalTrust)	Max Limit: Twice the limit of LAIF deposits (currently \$150 million limit)	Yes \$40 Mil
Money Market Mutual Funds	20% limit; 10% per fund limit; SEC registered with stable NAV; Rated AAAM or equivalent by at least two of the three rating agencies or meet advisor requirements	Yes 3.0%
Commercial Paper (Includes Asset Backed)	25% sector limit; 10% combined issuer limit; Max maturity of 270 days; Rated A-1, P-1, or F-1; Total assets over \$500mm; Asset Backed CP Must have program-wide credit enhancements	Yes 4.8%
Negotiable CDs	30% limit; 10% combined issuer limit; Minimum rating of A by rating agency if issued by domestic bank; Minimum rating of AA if a U.S. branch of a foreign bank; Max maturity of 1 year	Yes 16.7%
Collateralized/FDIC - Insured Time Deposits	Time deposits with banks and savings and loans associations located with the State, collateralized according to Government code	Yes 1.6%
Collateralized Money Market Bank Accounts	Deposit funds in interest-bearing active collateralized money market bank accounts	Yes 1.5%
Medium-Term Notes	30% limit; 10% combined issuer limit, Max maturity 5 years; Minimum rating of A or better by two NRSRO's	Yes 9.8%
Asset-Backed Securities	20% limit; 5% issuer limit; Max maturity of 5 years; Minimum rating of AA or better by rating agency	Yes 0.6%
Repurchase Agreement	20% limit; Max maturity of 180 days; Must have 102% collateral; Collateral of agency and treasuries with final maturity not to exceed 5 years	Yes 0.0%
Supranationals	30% limit; 15% issuer limit; Only IBRD, IFC, IADB; Max Maturity 5 years; Minimum rating of AA by a rating agency; max maturity of 5 years	Yes 2.6%
Floaters, Structured Notes, Derivatives	15% limit for treasuries, agencies, and munis	Yes 0.0%

**Historical Book Values
5/31/2022**

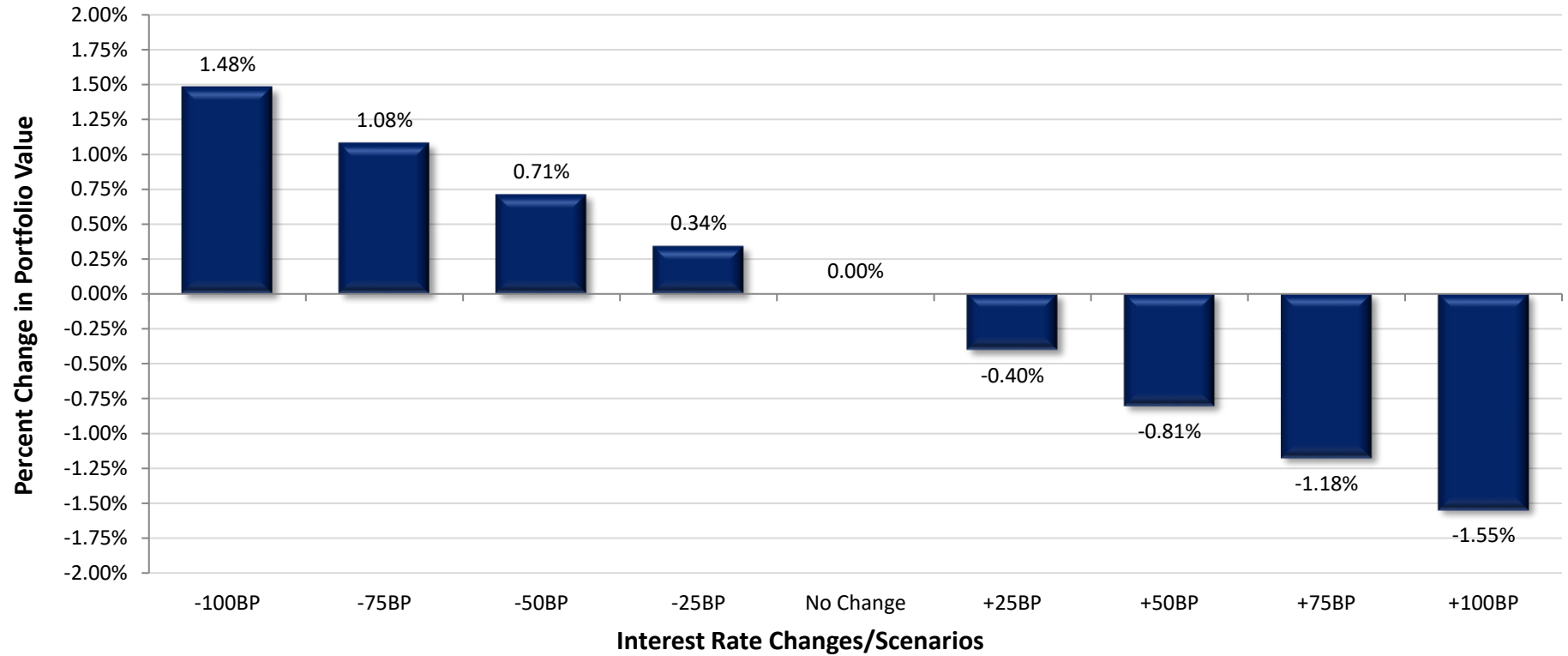
County of Alameda



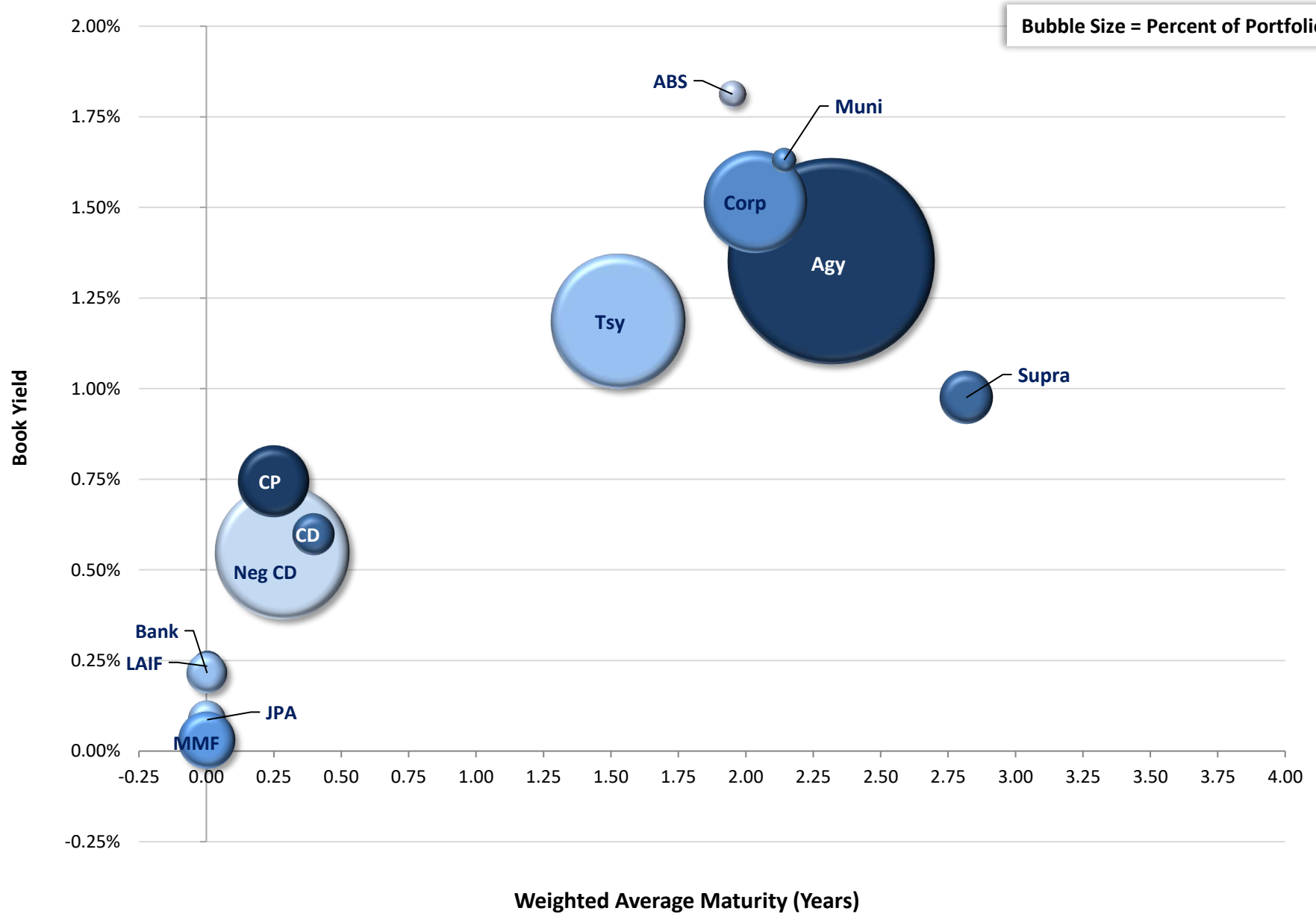
	Jul	Aug	Sep	Oct	Nov	Dec	Jan	Feb	Mar	Apr	May	Jun
Fiscal Year 2016	\$3.325	\$3.023	\$3.078	\$2.936	\$3.117	\$3.530	\$3.747	\$3.852	\$3.862	\$4.195	\$4.199	\$4.060
Fiscal Year 2017	\$4.120	\$3.786	\$3.698	\$3.962	\$4.328	\$4.781	\$4.807	\$4.726	\$4.767	\$5.174	\$5.263	\$5.253
Fiscal Year 2018	\$5.107	\$4.600	\$4.490	\$4.625	\$5.096	\$5.818	\$6.011	\$5.881	\$5.868	\$6.002	\$5.984	\$5.901
Fiscal Year 2019	\$5.648	\$5.146	\$5.108	\$5.047	\$5.540	\$6.217	\$6.047	\$5.912	\$6.093	\$6.626	\$6.507	\$6.311
Fiscal Year 2020	\$6.029	\$5.655	\$5.782	\$5.797	\$6.103	\$6.658	\$6.682	\$6.513	\$6.507	\$6.958	\$7.246	\$7.096
Fiscal Year 2021	\$6.711	\$6.231	\$6.426	\$6.439	\$6.857	\$7.543	\$7.422	\$7.412	\$7.369	\$7.811	\$7.680	\$7.546
Fiscal Year 2022	\$6.449	\$6.168	\$6.204	\$6.335	\$7.041	\$7.786	\$7.749	\$7.630	\$7.753	\$8.296	\$8.370	

Figures in Billions, Average Daily Balance

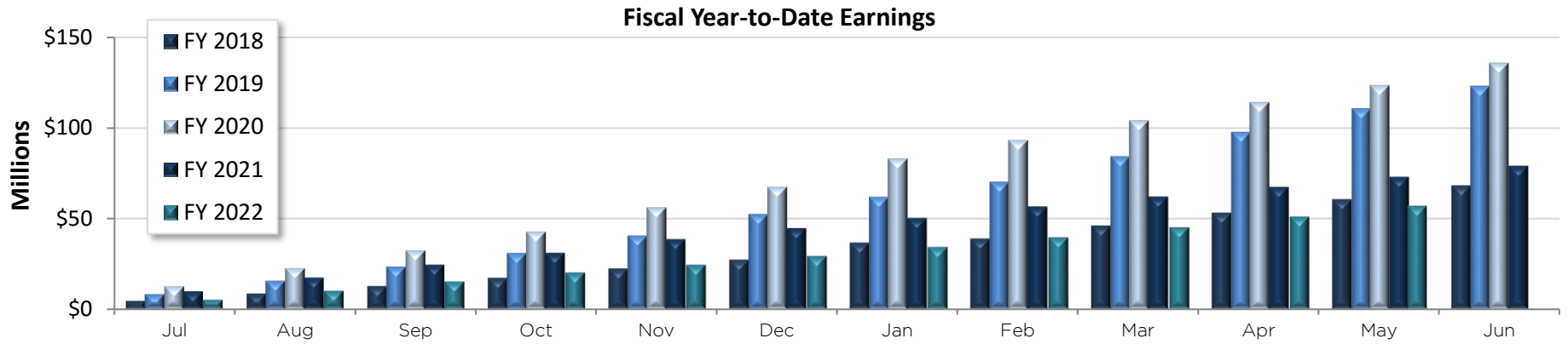
Instantaneous Interest Rate Changes and Approximate Change in Portfolio's Market Value



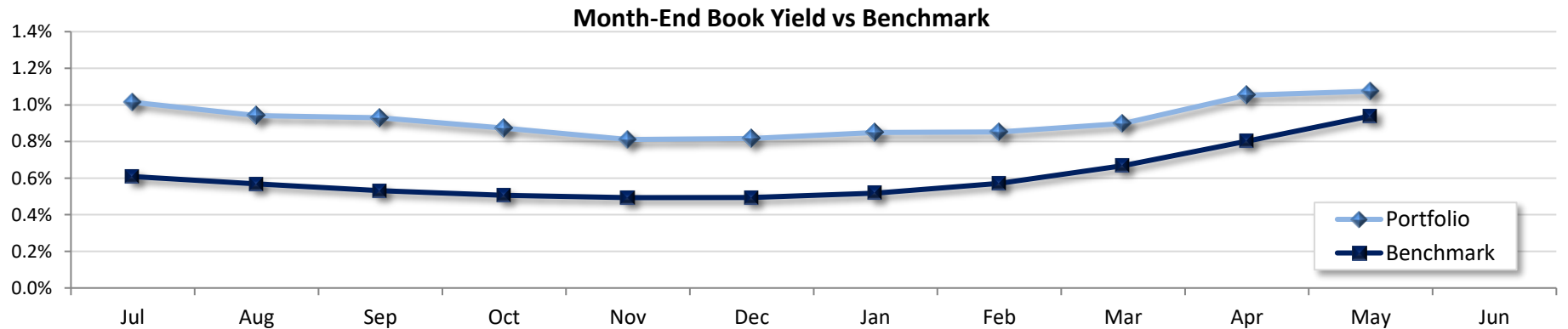
Int. Rate Change	Portfolio Value	Value Change	Percent Change
-100 Basis Points	\$8,319,128,032	\$121,327,449	1.48%
-75 Basis Points	\$8,286,369,621	\$88,569,038	1.08%
-50 Basis Points	\$8,256,037,759	\$58,237,175	0.71%
-25 Basis Points	\$8,225,705,897	\$27,905,313	0.34%
No Change	\$8,197,800,584	\$0	0.00%
+25 Basis Points	\$8,164,763,447	-\$33,037,136	-0.40%
+50 Basis Points	\$8,131,726,311	-\$66,074,273	-0.81%
+75 Basis Points	\$8,101,230,493	-\$96,570,091	-1.18%
+100 Basis Points	\$8,070,734,675	-\$127,065,909	-1.55%



*Note: Excludes Cash Balance


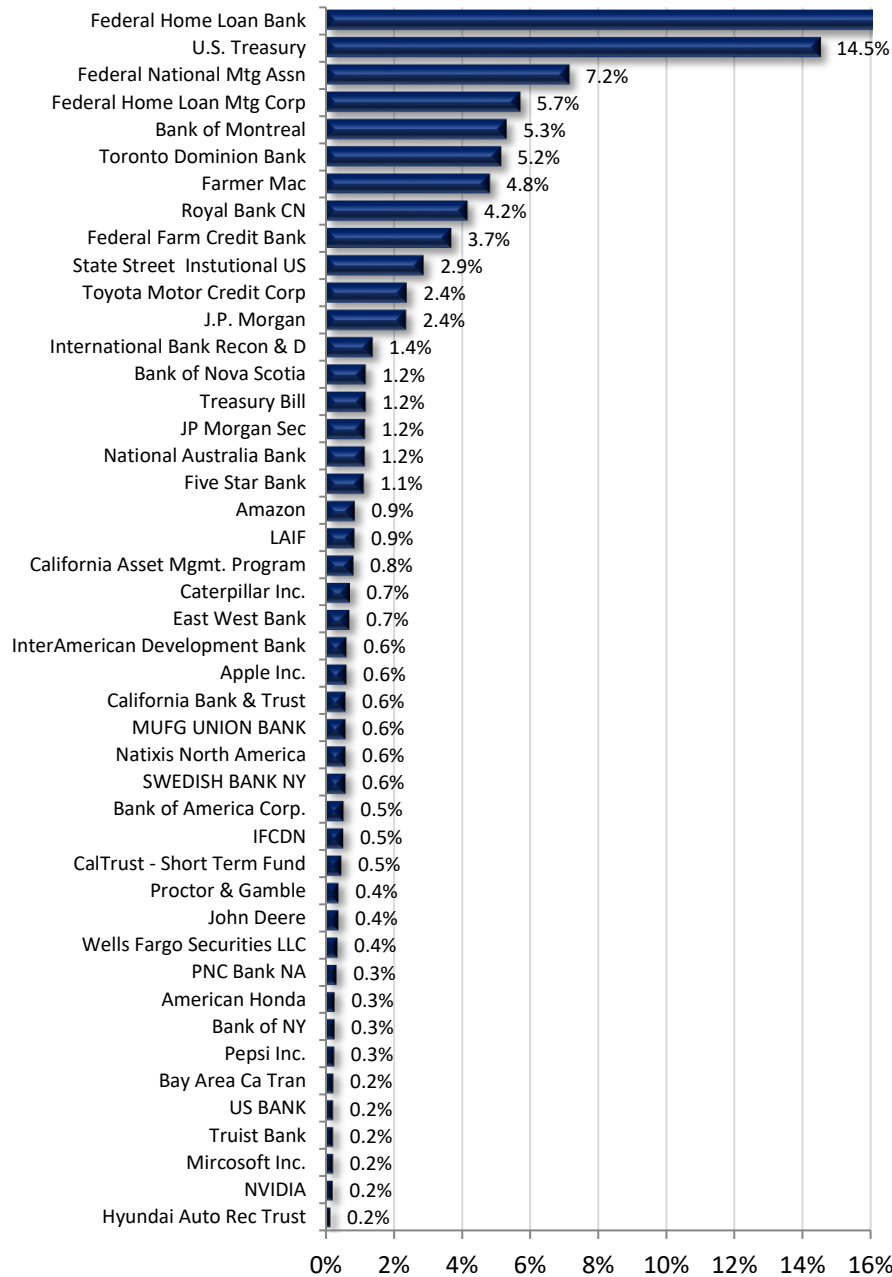


Fiscal YTD (\$Mil)	Jul	Aug	Sep	Oct	Nov	Dec	Jan	Feb	Mar	Apr	May	Jun
FY 2018	\$4.6	\$8.7	\$12.8	\$17.3	\$22.4	\$27.3	\$36.5	\$38.8	\$45.9	\$53.0	\$60.3	\$67.8
FY 2019	\$8.4	\$15.8	\$23.5	\$31.1	\$40.7	\$52.6	\$62.1	\$70.3	\$84.4	\$97.7	\$110.6	\$123.0
FY 2020	\$12.7	\$22.7	\$32.4	\$42.8	\$56.2	\$67.5	\$83.2	\$93.3	\$104.2	\$114.2	\$123.6	\$135.9
FY 2021	\$9.9	\$17.5	\$24.4	\$31.0	\$38.5	\$44.5	\$50.1	\$56.3	\$61.7	\$67.1	\$72.6	\$78.7
FY 2022	\$5.3	\$10.2	\$15.4	\$20.3	\$24.5	\$29.3	\$34.3	\$39.5	\$45.0	\$50.9	\$56.8	



	Jul	Aug	Sep	Oct	Nov	Dec	Jan	Feb	Mar	Apr	May	Jun
Month-End Book Yield	1.01%	0.94%	0.93%	0.87%	0.81%	0.82%	0.85%	0.85%	0.90%	1.05%	1.08%	
Benchmark	0.61%	0.57%	0.53%	0.51%	0.49%	0.49%	0.52%	0.57%	0.67%	0.80%	0.94%	
Variance	0.41%	0.37%	0.40%	0.37%	0.32%	0.32%	0.33%	0.28%	0.23%	0.25%	0.14%	

Benchmark: ICE BofAML Indices 30MMA 10% 1-5yr Tsy, 35% 1-5yr Agy, 5% 1-5yr A-AAA Ex Yankee Corp, and 6MMA 10% 0-1yr Tsy, 20% 0-1yr Agy, 20% 0-1yr A-AAA Corp



**Alameda County Investment Pool
Portfolio Management
Portfolio Summary
May 31, 2022**

Investments	Par Value	Market Value	Book Value	% of Portfolio	Days to Maturity	YTM 365 Equiv.
Non-Negotiable CDs	136,230,000.00	136,230,000.00	136,230,000.00	1.63	145	0.597
Local Agency Investment Funds	72,000,000.00	72,000,000.00	72,000,000.00	0.86	1	0.234
Joint Powers Authority	110,000,000.00	110,000,000.00	110,000,000.00	1.32	1	0.086
Money Market Mutual Funds	250,000,000.00	250,000,000.00	250,000,000.00	2.99	1	0.030
Money Market Bank Accounts	127,000,000.00	127,000,000.00	127,000,000.00	1.52	1	0.215
Negotiable CDs	1,400,000,000.00	1,396,222,000.00	1,400,000,000.00	16.74	103	0.548
Corporate Notes	818,275,000.00	791,633,614.77	817,231,189.55	9.77	743	1.515
Washington Supranational Obligation	215,000,000.00	203,686,505.00	214,524,789.00	2.57	1,029	0.975
Commercial Paper Disc. -Amortizing	400,000,000.00	397,983,000.00	397,834,236.11	4.76	91	0.744
Agency Bullets (Aaa/AA+)	1,441,010,000.00	1,417,232,496.40	1,439,184,921.94	17.21	543	1.487
Treasury Notes and Bonds	1,325,000,000.00	1,288,550,250.00	1,312,710,589.39	15.70	596	1.209
Treasury Discounts -Amortizing	100,000,000.00	99,861,500.00	99,771,069.45	1.19	53	0.860
Agency Callables (Aaa/AA+)	1,890,590,000.00	1,812,238,967.15	1,889,257,912.70	22.59	1,076	1.248
Asset Backed Securities	53,343,330.98	53,280,619.94	53,270,380.60	0.64	712	1.812
Municipal Bonds	42,795,000.00	41,881,630.50	43,505,775.80	0.52	782	1.631
	8,381,243,330.98	8,197,800,583.76	8,362,520,864.54	100.00%	562	1.075

Total Earnings	May 31 Month Ending	Fiscal Year To Date
Current Year	5,870,198.34	56,763,405.73
Average Daily Balance	8,370,093,909.08	6,672,518,034.23
Effective Rate of Return	0.83%	0.93%

Henry C. Levy, Treasurer - Tax Collector

Reporting period 05/01/2022-05/31/2022

Run Date: 06/29/2022 - 13:52

Portfolio POOL
RC
PM (PRF_PM1) 7.3.0
Report Ver. 7.3.6.1

**Alameda County Investment Pool
Portfolio Management
Portfolio Details - Investments
May 31, 2022**

CUSIP	Investment #	Issuer	Average Balance	Purchase Date	Par Value	Market Value	Book Value	Stated Rate	YTM 365	Days to Maturity	Maturity Date
Non-Negotiable CDs											
SYS12638	12638	Bank of San Francisco		02/04/2022	5,000,000.00	5,000,000.00	5,000,000.00	0.480	0.487	64	08/04/2022
SYS12526	12526	Bridge Bank		10/04/2021	10,000,000.00	10,000,000.00	10,000,000.00	0.350	0.355	124	10/03/2022
SYS12716	12716	California Bank & Trust		03/19/2022	30,000,000.00	30,000,000.00	30,000,000.00	0.150	0.152	19	06/20/2022
SYS12664	12658	Community Bank of the Bay		03/08/2022	5,000,000.00	5,000,000.00	5,000,000.00	0.690	0.700	99	09/08/2022
SYS12651	12651	California Bank of Commerce		02/25/2022	10,000,000.00	10,000,000.00	10,000,000.00	1.200	1.217	269	02/25/2023
SYS12640	12640	East West Bank		02/10/2022	40,000,000.00	40,000,000.00	40,000,000.00	0.990	1.004	254	02/10/2023
SYS12710	12710	East West Bank		01/24/2022	20,000,000.00	20,000,000.00	20,000,000.00	0.420	0.426	54	07/25/2022
SYS12708	12708	Fremont Bank		04/29/2022	1,000,000.00	1,000,000.00	1,000,000.00	0.150	0.152	152	10/31/2022
SYS12660	12660	Self-Help Federal Credit Union		03/14/2022	230,000.00	230,000.00	230,000.00	1.000	1.014	285	03/13/2023
SYS12528	12528	Signature Bank		10/06/2021	10,000,000.00	10,000,000.00	10,000,000.00	0.350	0.355	127	10/06/2022
SYS12742	12742	Union Bank - LOC		05/10/2022	5,000,000.00	5,000,000.00	5,000,000.00	0.500	0.507	343	05/10/2023
Subtotal and Average			137,197,741.94		136,230,000.00	136,230,000.00	136,230,000.00		0.597	145	
Local Agency Investment Funds											
SYS10285	10285	LAIF		07/01/2018	72,000,000.00	72,000,000.00	72,000,000.00	0.234	0.234	1	
Subtotal and Average			72,000,000.00		72,000,000.00	72,000,000.00	72,000,000.00		0.234	1	
Joint Powers Authority											
SYS10470	10470	California Asset Mgmt. Program		07/01/2018	70,000,000.00	70,000,000.00	70,000,000.00	0.050	0.050	1	
SYS10472	10472	CalTrust - Short Term Fund		07/01/2018	40,000,000.00	40,000,000.00	40,000,000.00	0.150	0.150	1	
Subtotal and Average			110,000,000.00		110,000,000.00	110,000,000.00	110,000,000.00		0.086	1	
Money Market Mutual Funds											
09250C721	12656	BlackRock - Mischler		03/03/2022	1,000,000.00	1,000,000.00	1,000,000.00	0.030	0.030	1	
608919718	11093	Federated Fund 117		07/01/2018	1,000,000.00	1,000,000.00	1,000,000.00	0.030	0.030	1	
316175504	10274	Fidelity Fund No. 695		07/01/2018	1,000,000.00	1,000,000.00	1,000,000.00	0.010	0.010	1	
316175108	11090	Fidelity Fund 57		07/01/2018	1,000,000.00	1,000,000.00	1,000,000.00	0.010	0.010	1	
61747C707	10280	Morgan Stanley Fund 8302		07/01/2018	1,000,000.00	1,000,000.00	1,000,000.00	0.030	0.030	1	
61747C582	11089	Morgan Stanley Fund 8304		07/01/2018	1,000,000.00	1,000,000.00	1,000,000.00	0.010	0.010	1	
665279840	12588	No. Trust Siebert Williams		12/06/2021	1,000,000.00	1,000,000.00	1,000,000.00	0.030	0.030	1	
SYS12009	12009	State Street Institutional US		02/11/2020	242,000,000.00	242,000,000.00	242,000,000.00	0.030	0.030	1	
52470G791	10318	Western Asset Govt 4512		07/01/2018	1,000,000.00	1,000,000.00	1,000,000.00	0.010	0.010	1	
Subtotal and Average			175,387,096.77		250,000,000.00	250,000,000.00	250,000,000.00		0.030	1	

**Alameda County Investment Pool
Portfolio Management
Portfolio Details - Investments
May 31, 2022**

CUSIP	Investment #	Issuer	Average Balance	Purchase Date	Par Value	Market Value	Book Value	Stated Rate	YTM 365	Days to Maturity	Maturity Date
Money Market Bank Accounts											
SYS12169	12169	Five Star Bank		11/12/2019	95,000,000.00	95,000,000.00	95,000,000.00	0.234	0.234	1	
SYS12601	12601	Bank of the West		12/22/2021	10,000,000.00	10,000,000.00	10,000,000.00	0.150	0.150	1	
SYS10286	10286	California Bank & Trust		07/01/2018	20,000,000.00	20,000,000.00	20,000,000.00	0.180	0.180	1	
SYS10290	10290	Union Bank Acct. 5794		07/01/2018	1,000,000.00	1,000,000.00	1,000,000.00	0.010	0.010	1	
SYS10291	10291	Union Bank Acct. 9048		07/01/2018	1,000,000.00	1,000,000.00	1,000,000.00	0.010	0.010	1	
Subtotal and Average			127,000,000.00		127,000,000.00	127,000,000.00	127,000,000.00	0.215		1	
Negotiable CDs											
06367CKD8	12488	Bank of Montreal		08/24/2021	50,000,000.00	49,921,000.00	50,000,000.00	0.200	0.203	58	07/29/2022
06367CKL0	12493	Bank of Montreal		08/27/2021	50,000,000.00	49,925,000.00	50,000,000.00	0.180	0.183	55	07/26/2022
06367CKR7	12501	Bank of Montreal		08/31/2021	50,000,000.00	49,845,000.00	50,000,000.00	0.020	0.020	90	08/30/2022
06367CMZ7	12535	Bank of Montreal		10/27/2021	50,000,000.00	49,993,000.00	50,000,000.00	0.190	0.193	7	06/08/2022
06367CN29	12536	Bank of Montreal		10/27/2021	50,000,000.00	49,927,500.00	50,000,000.00	0.210	0.213	55	07/26/2022
06367CPC5	12579	Bank of Montreal		11/29/2021	50,000,000.00	49,931,000.00	50,000,000.00	0.280	0.284	56	07/27/2022
06367CRK5	12619	Bank of Montreal		01/05/2022	50,000,000.00	49,510,000.00	50,000,000.00	0.580	0.588	216	01/03/2023
06367CSX6	12654	Bank of Montreal		03/02/2022	50,000,000.00	49,641,500.00	50,000,000.00	1.150	1.166	231	01/18/2023
06417MTM7	12577	Bank of Nova Scotia		11/29/2021	50,000,000.00	49,932,000.00	50,000,000.00	0.280	0.284	56	07/27/2022
06417MTN5	12578	Bank of Nova Scotia		11/29/2021	50,000,000.00	49,933,500.00	50,000,000.00	0.280	0.284	55	07/26/2022
62478UEQ5	12722	MUFG UNION BANK		04/18/2022	50,000,000.00	49,972,000.00	50,000,000.00	0.900	0.913	55	07/26/2022
63873QTL8	12730	Natixis North America		04/27/2022	50,000,000.00	49,959,000.00	50,000,000.00	2.340	2.373	245	02/01/2023
78012UX34	12534	Royal Bank CN		10/27/2021	50,000,000.00	49,926,000.00	50,000,000.00	0.210	0.213	55	07/26/2022
78012UX67	12541	Royal Bank CN		10/29/2021	50,000,000.00	49,687,500.00	50,000,000.00	0.330	0.335	147	10/26/2022
78012UX75	12542	Royal Bank CN		10/29/2021	50,000,000.00	49,769,000.00	50,000,000.00	0.300	0.304	119	09/28/2022
78012UY66	12548	Royal Bank CN		11/10/2021	50,000,000.00	49,928,000.00	50,000,000.00	0.240	0.243	55	07/26/2022
78012U2B0	12580	Royal Bank CN		11/29/2021	50,000,000.00	49,927,500.00	50,000,000.00	0.280	0.284	57	07/28/2022
78012U2P9	12593	Royal Bank CN		12/16/2021	50,000,000.00	49,689,000.00	50,000,000.00	0.430	0.436	152	10/31/2022
78012U5J0	12725	Royal Bank CN		04/26/2022	50,000,000.00	49,964,000.00	50,000,000.00	2.280	2.312	243	01/30/2023
87019V2Z9	12498	SWEDISH BANK NY		08/30/2021	50,000,000.00	49,934,500.00	50,000,000.00	0.170	0.172	55	07/26/2022
89114WEU5	12487	Toronto Dominion Bank		08/24/2021	50,000,000.00	49,922,000.00	50,000,000.00	0.190	0.193	55	07/26/2022
89114WGN9	12515	Toronto Dominion Bank		09/21/2021	50,000,000.00	49,973,000.00	50,000,000.00	0.160	0.162	23	06/24/2022
89114WJY2	12543	Toronto Dominion Bank		10/29/2021	50,000,000.00	49,749,000.00	50,000,000.00	0.320	0.324	133	10/12/2022
89114WKQ7	12547	Toronto Dominion Bank		11/10/2021	50,000,000.00	49,666,000.00	50,000,000.00	0.360	0.365	161	11/09/2022
89114WL45	12559	Toronto Dominion Bank		11/16/2021	50,000,000.00	49,811,500.00	50,000,000.00	0.290	0.294	107	09/16/2022
89114WNC5	12592	Toronto Dominion Bank		12/16/2021	50,000,000.00	49,999,500.00	50,000,000.00	0.270	0.274	0	06/01/2022
89114WNY7	12612	Toronto Dominion Bank		12/29/2021	50,000,000.00	49,830,500.00	50,000,000.00	0.390	0.395	105	09/14/2022

**Alameda County Investment Pool
Portfolio Management
Portfolio Details - Investments
May 31, 2022**

CUSIP	Investment #	Issuer	Average Balance	Purchase Date	Par Value	Market Value	Book Value	Stated Rate	YTM 365	Days to Maturity	Maturity Date
Negotiable CDs											
89114WVT9	12726	Toronto Dominion Bank		04/26/2022	50,000,000.00	49,954,500.00	50,000,000.00	2.290	2.322	243	01/30/2023
Subtotal and Average			1,416,129,032.26		1,400,000,000.00	1,396,222,000.00	1,400,000,000.00		0.548	103	
Corporate Notes											
037833DM9	11851	Apple Inc.		09/11/2019	3,000,000.00	2,944,140.00	2,993,160.00	1.800	1.848	833	09/11/2024
037833DL1	11852	Apple Inc.		09/11/2019	1,000,000.00	1,000,310.00	999,830.00	1.700	1.706	102	09/11/2022
037833DM9	11943	Apple Inc.		12/12/2019	9,000,000.00	8,832,420.00	8,918,370.00	1.800	2.001	833	09/11/2024
037833DT4	12133	Apple Inc.		05/11/2020	5,000,000.00	4,757,800.00	4,991,050.00	1.125	1.162	1,075	05/11/2025
037833DV9	12134	Apple Inc.		05/11/2020	5,000,000.00	4,933,200.00	4,986,400.00	0.750	0.842	344	05/11/2023
037833DX5	12200	Apple Inc.		08/20/2020	5,000,000.00	4,642,200.00	4,988,200.00	0.550	0.598	1,176	08/20/2025
037833DX5	12201	Apple Inc.		08/20/2020	5,000,000.00	4,642,200.00	4,988,200.00	0.550	0.598	1,176	08/20/2025
037833EB2	12387	Apple Inc.		02/08/2021	20,000,000.00	18,450,800.00	19,955,000.00	0.746	0.792	1,348	02/08/2026
023135BQ8	12162	Amazon		06/10/2020	5,000,000.00	4,699,250.00	4,995,350.00	0.800	0.819	1,098	06/03/2025
023135BQ8	12163	Amazon		06/10/2020	5,000,000.00	4,699,250.00	4,993,750.00	0.800	0.826	1,098	06/03/2025
023135BQ8	12166	Amazon		06/11/2020	10,000,000.00	9,398,500.00	9,990,700.00	0.800	0.819	1,098	06/03/2025
023135BV7	12442	Amazon		05/12/2021	10,000,000.00	9,820,600.00	9,998,600.00	0.250	0.257	345	05/12/2023
023135BX3	12443	Amazon		05/12/2021	10,000,000.00	9,222,900.00	9,956,800.00	1.000	1.089	1,441	05/12/2026
023135BW5	12444	Amazon		05/12/2021	3,000,000.00	2,876,490.00	2,995,620.00	0.450	0.499	711	05/12/2024
023135CF1	12686	Amazon		04/13/2022	7,000,000.00	6,986,000.00	6,985,580.00	3.300	3.345	1,777	04/13/2027
023135CD6	12687	Amazon		04/13/2022	10,000,000.00	10,011,600.00	10,000,000.00	2.730	2.730	682	04/13/2024
023135CE4	12688	Amazon		04/13/2022	13,000,000.00	13,037,960.00	12,981,496.67	3.000	3.050	1,047	04/13/2025
06051GJG5	12241	Bank of America Corp.		09/25/2020	8,000,000.00	7,504,160.00	8,000,000.00	0.981	0.981	1,212	09/25/2025
06051GJG5	12242	Bank of America Corp.		09/25/2020	3,000,000.00	2,814,060.00	3,000,000.00	0.981	0.981	1,212	09/25/2025
06048WM31	12453	Bank of America Corp.		05/28/2021	10,000,000.00	8,739,100.00	10,000,000.00	1.250	1.250	1,457	05/28/2026
06048WM64	12482	Bank of America Corp.		07/07/2021	10,000,000.00	8,712,700.00	9,975,000.00	1.200	1.252	1,485	06/25/2026
06048WP46	12517	Bank of America Corp.		09/27/2021	10,000,000.00	9,387,400.00	10,000,000.00	0.750	0.750	1,030	03/27/2025
06048WN63	12530	Bank of America Corp.		10/08/2021	4,898,000.00	4,509,980.44	4,844,122.00	1.150	1.382	1,562	09/10/2026
06406RBC0	12699	Bank of New York		04/26/2022	10,000,000.00	10,013,100.00	9,998,600.00	3.350	3.355	1,059	04/25/2025
06406RAK3	12093	Bank of NY		04/08/2020	16,301,000.00	16,303,771.17	16,309,339.25	1.950	1.845	83	08/23/2022
06406RAL1	12153	Bank of NY		06/01/2020	6,540,000.00	6,412,731.60	6,848,426.40	2.100	1.001	876	10/24/2024
06368EA36	12336	Bank of Montreal		12/08/2020	10,000,000.00	9,642,700.00	9,993,500.00	0.450	0.472	555	12/08/2023
06368FAA7	12508	Bank of Montreal		09/15/2021	5,000,000.00	4,852,200.00	4,995,800.00	0.400	0.442	471	09/15/2023
06368FAC3	12509	Bank of Montreal		09/15/2021	6,000,000.00	5,397,420.00	5,989,860.00	1.250	1.285	1,567	09/15/2026
06368FAE9	12625	Bank of Montreal		01/10/2022	10,000,000.00	9,506,100.00	9,994,700.00	1.500	1.518	954	01/10/2025
06368FAG4	12657	Bank of Montreal		03/08/2022	15,000,000.00	14,778,150.00	14,989,500.00	2.150	2.186	646	03/08/2024

**Alameda County Investment Pool
Portfolio Management
Portfolio Details - Investments
May 31, 2022**

CUSIP	Investment #	Issuer	Average Balance	Purchase Date	Par Value	Market Value	Book Value	Stated Rate	YTM 365	Days to Maturity	Maturity Date
Corporate Notes											
110122DN5	12302	Bristol Myers		11/13/2020	5,000,000.00	4,609,150.00	4,991,900.00	0.750	0.783	1,261	11/13/2025
110122DT2	12303	Bristol Myers		11/13/2020	5,000,000.00	4,858,500.00	5,000,000.00	0.537	0.537	530	11/13/2023
14913Q3A5	11839	Caterpillar Inc.		09/06/2019	6,000,000.00	6,000,840.00	5,991,660.00	1.900	1.948	97	09/06/2022
14913Q3C1	11971	Caterpillar Inc.		01/13/2020	15,000,000.00	14,976,450.00	14,993,100.00	1.950	1.967	170	11/18/2022
14913Q3C1	12032	Caterpillar Inc.		03/12/2020	5,000,000.00	4,992,150.00	5,013,341.61	1.950	1.404	170	11/18/2022
14913R2F3	12222	Caterpillar Inc.		09/14/2020	10,000,000.00	9,727,400.00	9,993,200.00	0.450	0.473	470	09/14/2023
14913R2J5	12410	Caterpillar Inc.		03/01/2021	10,000,000.00	9,843,500.00	9,991,400.00	0.250	0.293	273	03/01/2023
14913R2U0	12620	Caterpillar Inc.		01/10/2022	5,000,000.00	4,631,400.00	4,997,600.00	1.700	1.710	1,682	01/08/2027
14913R2S5	12621	Caterpillar Inc.		01/10/2022	10,000,000.00	9,731,400.00	9,998,400.00	0.950	0.958	588	01/10/2024
24422EVA4	12091	John Deere		04/07/2020	18,000,000.00	18,002,520.00	18,004,080.92	1.950	1.903	12	06/13/2022
24422EVG1	12156	John Deere		06/04/2020	7,000,000.00	6,993,490.00	6,998,530.00	0.550	0.560	34	07/05/2022
24422EVH9	12157	John Deere		06/04/2020	3,000,000.00	2,939,790.00	2,997,540.00	0.700	0.727	399	07/05/2023
24422EVJ5	12259	John Deere		10/09/2020	2,000,000.00	1,942,440.00	1,997,680.00	0.400	0.439	496	10/10/2023
24422EVX4	12622	John Deere		01/10/2022	3,000,000.00	2,915,160.00	2,999,520.00	0.900	0.908	588	01/10/2024
24422EWA3	12623	Dell Inc.		01/10/2022	5,000,000.00	4,624,950.00	4,997,150.00	1.700	1.712	1,685	01/11/2027
24422EYV2	12624	Dell Inc.		01/10/2022	7,000,000.00	6,691,790.00	6,996,710.00	1.250	1.266	954	01/10/2025
254687FN1	12066	Disney		03/23/2020	5,000,000.00	5,045,300.00	4,997,254.44	3.350	3.360	1,027	03/24/2025
254687FJ0	12075	Disney		03/27/2020	5,000,000.00	4,995,000.00	4,954,200.00	1.650	2.038	92	09/01/2022
31422XXA5	12690	Farmer Mac		04/08/2022	20,000,000.00	19,973,800.00	20,000,000.00	2.570	2.571	758	06/28/2024
02665WCA7	12028	American Honda		03/12/2020	5,000,000.00	5,010,200.00	5,028,661.83	2.600	1.427	168	11/16/2022
02665WDH1	12029	American Honda		03/12/2020	3,000,000.00	2,987,340.00	3,013,191.56	1.950	1.498	343	05/10/2023
02665WDH1	12030	American Honda		03/12/2020	5,500,000.00	5,476,790.00	5,524,619.51	1.950	1.490	343	05/10/2023
02665WDX6	12448	American Honda		05/20/2021	10,000,000.00	9,809,000.00	9,999,800.00	0.350	0.351	323	04/20/2023
458140BP4	12069	Intel Corp		03/25/2020	10,000,000.00	10,078,900.00	9,984,500.00	3.400	3.434	1,028	03/25/2025
46647PBS4	12226	J.P. Morgan		09/16/2020	4,000,000.00	3,871,640.00	4,000,000.00	0.653	0.653	838	09/16/2024
46647PBY1	12396	J.P. Morgan		02/16/2021	5,000,000.00	4,764,350.00	5,000,000.00	0.563	0.563	991	02/16/2025
46647PBZ8	12417	J.P. Morgan		03/16/2021	10,000,000.00	9,815,700.00	10,000,000.00	0.697	0.697	654	03/16/2024
48128G3N8	12454	J.P. Morgan		05/28/2021	5,000,000.00	4,401,550.00	5,000,000.00	1.200	1.200	1,457	05/28/2026
46647PCH7	12455	J.P. Morgan		06/01/2021	5,000,000.00	4,740,550.00	5,000,000.00	0.824	0.824	1,096	06/01/2025
48128G3V0	12459	J.P. Morgan		06/11/2021	10,000,000.00	8,684,000.00	10,000,000.00	1.150	1.150	1,471	06/11/2026
48128G4R8	12486	J.P. Morgan		08/17/2021	10,000,000.00	8,767,200.00	9,990,000.00	1.150	1.171	1,538	08/17/2026
53961LAH2	12402	Local Initiatives Support Corp		02/25/2021	5,000,000.00	4,791,550.00	5,000,000.00	0.500	0.500	624	02/15/2024
88579YAF8	12036	3M Corp		03/16/2020	3,500,000.00	3,500,595.00	3,505,446.43	2.000	1.681	25	06/26/2022
88579YBL4	12078	3M Corp		03/30/2020	4,761,000.00	4,731,338.97	4,727,530.17	1.750	2.003	258	02/14/2023
594918BQ6	11783	Mircosoft Inc.		06/27/2019	4,157,000.00	4,141,328.11	4,160,450.31	2.000	1.979	433	08/08/2023
594918AQ7	11836	Mircosoft Inc.		08/30/2019	15,150,000.00	15,162,726.00	15,185,321.14	2.125	1.644	167	11/15/2022

Portfolio POOL
RC
PM (PRF_PM2) 7.3.0

**Alameda County Investment Pool
Portfolio Management
Portfolio Details - Investments
May 31, 2022**

CUSIP	Investment #	Issuer	Average Balance	Purchase Date	Par Value	Market Value	Book Value	Stated Rate	YTM 365	Days to Maturity	Maturity Date
Corporate Notes											
654106AH6	12074	Nike Inc.		03/27/2020	3,000,000.00	2,945,790.00	2,995,920.00	2.400	2.429	1,030	03/27/2025
67066GAL8	12679	NVIDIA		04/22/2022	20,000,000.00	19,174,400.00	19,115,528.89	0.584	2.824	744	06/14/2024
69371RQ66	12006	PACCAR Financial Corp.		02/06/2020	10,000,000.00	9,655,200.00	9,991,900.00	1.800	1.817	981	02/06/2025
713448EQ7	12045	Pepsi Inc.		03/19/2020	2,500,000.00	2,463,325.00	2,498,236.67	2.250	2.265	1,022	03/19/2025
713448EQ7	12047	Pepsi Inc.		03/19/2020	5,000,000.00	4,926,650.00	4,996,450.00	2.250	2.265	1,022	03/19/2025
713448EQ7	12051	Pepsi Inc.		03/20/2020	5,000,000.00	4,926,650.00	4,991,650.00	2.250	2.286	1,022	03/19/2025
713448FB9	12257	Pepsi Inc.		10/07/2020	10,000,000.00	9,773,900.00	9,994,300.00	0.400	0.120	493	10/07/2023
717081EX7	12151	Pfizer		05/28/2020	5,000,000.00	4,704,800.00	4,968,800.00	0.800	0.928	1,092	05/28/2025
742718FL8	12280	Proctor & Gamble		10/29/2020	5,000,000.00	4,623,000.00	4,991,900.00	0.550	0.583	1,246	10/29/2025
742718FL8	12633	Proctor & Gamble		01/31/2022	8,752,000.00	8,092,099.20	8,392,292.80	0.550	1.687	1,246	10/29/2025
742718FV6	12637	Proctor & Gamble		02/01/2022	20,000,000.00	18,963,600.00	19,971,600.00	1.900	1.930	1,706	02/01/2027
69353RFE3	11854	PNC Bank NA		09/16/2019	13,216,000.00	13,226,969.28	13,314,327.04	2.450	2.180	57	07/28/2022
69349LAG3	11909	PNC Bank NA		11/15/2019	15,000,000.00	15,039,750.00	15,044,360.04	2.700	2.116	153	11/01/2022
808513BR5	12445	Charles Schwab		05/13/2021	4,000,000.00	3,660,720.00	3,990,720.00	1.150	1.198	1,442	05/13/2026
808513BY0	12655	Charles Schwab		03/03/2022	1,000,000.00	951,170.00	998,920.00	2.450	2.473	1,736	03/03/2027
79466LAG9	12484	Salesforce Co.		07/12/2021	3,000,000.00	2,861,220.00	2,998,470.00	0.625	0.640	775	07/15/2024
89114QCM8	12364	Toronto Dominion Bank		01/06/2021	12,000,000.00	11,863,680.00	11,989,200.00	0.250	0.295	219	01/06/2023
89114QCP1	12365	Toronto Dominion Bank		01/06/2021	10,000,000.00	9,042,200.00	9,985,300.00	0.750	0.780	1,315	01/06/2026
89114TZK1	12591	Toronto Dominion Bank		12/13/2021	10,000,000.00	9,545,000.00	9,992,700.00	1.250	1.275	926	12/13/2024
89236TEC5	11916	Toyota Motor Credit Corp		11/22/2019	5,000,000.00	5,002,250.00	5,007,148.11	2.150	1.855	99	09/08/2022
89236TEC5	11917	Toyota Motor Credit Corp		11/22/2019	15,000,000.00	15,006,750.00	15,021,873.76	2.150	1.849	99	09/08/2022
89236TGX7	12081	Toyota Motor Credit Corp		04/01/2020	6,000,000.00	5,969,640.00	5,988,960.00	3.000	3.004	1,035	04/01/2025
89236TGW9	12083	Toyota Motor Credit Corp		04/01/2020	5,000,000.00	5,012,850.00	4,999,450.00	2.900	2.904	302	03/30/2023
89236TJH9	12464	Toyota Motor Credit Corp		06/18/2021	15,000,000.00	14,287,650.00	14,982,150.00	0.500	0.540	748	06/18/2024
89236TJN6	12506	Toyota Motor Credit Corp		09/13/2021	5,000,000.00	4,749,650.00	4,997,650.00	0.625	0.641	835	09/13/2024
89788JAB5	12026	Truist Bank		03/09/2020	10,000,000.00	9,907,800.00	9,993,000.00	1.250	1.274	281	03/09/2023
89788JAA79	12635	Truist Bank		01/31/2022	10,000,000.00	9,544,300.00	9,930,500.00	1.500	1.542	1,013	03/10/2025
882508BK9	12507	Texas Instrument		09/15/2021	3,000,000.00	2,761,530.00	3,000,000.00	1.125	1.125	1,567	09/15/2026
90327QD71	12449	USAA Capital Corp		05/21/2021	7,000,000.00	6,703,200.00	6,987,540.00	0.500	0.572	700	05/01/2024
90331HPF4	11935	US BANK		12/09/2019	20,000,000.00	19,950,400.00	19,983,200.00	1.950	1.978	222	01/09/2023
95000U2B8	11896	Wells Fargo Securities LLC		11/07/2019	15,000,000.00	15,021,600.00	15,173,250.00	2.625	2.183	51	07/22/2022
95001D6U9	12124	Wells Fargo Securities LLC		04/30/2020	5,000,000.00	4,879,600.00	5,000,000.00	2.150	2.150	333	04/30/2023
95000U2B8	12135	Wells Fargo Securities LLC		05/11/2020	10,000,000.00	10,014,400.00	10,260,760.00	2.625	1.415	51	07/22/2022
931142DU4	11342	Walmart		10/20/2017	5,000,000.00	5,017,050.00	4,999,600.00	2.350	2.351	197	12/15/2022
931142EK5	11536	Walmart		06/27/2018	2,000,000.00	2,024,160.00	1,999,460.00	3.400	3.406	390	06/26/2023
931142ERO	12512	Walmart		09/17/2021	3,000,000.00	2,753,610.00	2,994,330.00	1.050	1.089	1,569	09/17/2026

Portfolio POOL
RC
PM (PRF_PM2) 7.3.0

**Alameda County Investment Pool
Portfolio Management
Portfolio Details - Investments
May 31, 2022**

CUSIP	Investment #	Issuer	Average Balance	Purchase Date	Par Value	Market Value	Book Value	Stated Rate	YTM 365	Days to Maturity	Maturity Date
Corporate Notes											
98459LAA1	12160	Yale University		06/09/2020	3,000,000.00	2,828,070.00	3,000,000.00	0.873	0.873	1,049	04/15/2025
Subtotal and Average			831,305,062.44		818,275,000.00	791,633,614.77	817,231,189.55		1.515	743	
Washington Supranational Obligation											
45818WCS3	11932	InterAmerican Development Bank		12/03/2019	10,000,000.00	9,744,800.00	9,991,000.00	1.700	1.719	898	11/15/2024
45818WCS3	11950	InterAmerican Development Bank		12/16/2019	25,000,000.00	24,362,000.00	24,891,000.00	1.700	1.793	898	11/15/2024
45818WDA1	12412	InterAmerican Development Bank		03/11/2021	18,000,000.00	16,752,780.00	17,952,714.00	0.800	0.854	1,372	03/04/2026
459058JL8	12277	International Bank Recon & D		10/28/2020	15,000,000.00	13,864,200.00	14,983,050.00	0.500	0.523	1,245	10/28/2025
459058JM6	12312	International Bank Recon & D		11/24/2020	20,000,000.00	19,360,400.00	19,957,000.00	0.250	0.322	541	11/24/2023
459058JM6	12313	International Bank Recon & D		11/24/2020	15,000,000.00	14,520,300.00	14,967,750.00	0.250	0.322	541	11/24/2023
459058JE4	12358	International Bank Recon & D		12/23/2020	10,000,000.00	9,267,600.00	9,984,000.00	0.375	0.410	1,153	07/28/2025
459058JS3	12390	International Bank Recon & D		02/10/2021	15,000,000.00	13,619,400.00	15,000,000.00	0.650	0.650	1,350	02/10/2026
45905U5Y6	12400	International Bank Recon & D		02/18/2021	9,500,000.00	8,739,525.00	9,492,875.00	0.600	0.615	1,358	02/18/2026
45905U5Y6	12401	International Bank Recon & D		02/18/2021	10,000,000.00	9,199,500.00	10,000,000.00	0.600	0.600	1,358	02/18/2026
45906M2L4	12414	International Bank Recon & D		03/12/2021	15,000,000.00	13,802,400.00	14,857,500.00	0.650	0.846	1,364	02/24/2026
45906M3C3	12669	International Bank Recon & D		03/29/2022	7,500,000.00	7,452,750.00	7,494,150.00	2.250	2.290	666	03/28/2024
45950VNP7	11974	IFCDN		01/17/2020	25,000,000.00	24,047,250.00	24,953,750.00	1.680	1.719	954	01/10/2025
45950VPX8	12446	IFCDN		05/14/2021	10,000,000.00	9,247,800.00	10,000,000.00	0.860	0.860	1,443	05/14/2026
45950VQS8	12573	IFCDN		11/24/2021	10,000,000.00	9,705,800.00	10,000,000.00	0.610	0.610	541	11/24/2023
Subtotal and Average			214,524,789.00		215,000,000.00	203,686,505.00	214,524,789.00		0.975	1,029	
Commercial Paper Disc. -Amortizing											
46590EFN3	12513	J.P. Morgan		09/17/2021	50,000,000.00	49,971,500.00	49,934,361.11	0.170	0.174	21	06/22/2022
46640QGT2	12546	J.P. Morgan		11/01/2021	50,000,000.00	49,904,500.00	49,903,222.22	0.260	0.267	56	07/27/2022
46590EHH4	12550	J.P. Morgan		11/10/2021	50,000,000.00	49,841,500.00	49,902,777.78	0.250	0.257	77	08/17/2022
46590ENJ3	12695	JP Morgan Sec		04/26/2022	50,000,000.00	49,246,000.00	49,184,166.67	2.200	2.295	231	01/18/2023
46590ENW4	12696	JP Morgan Sec		04/26/2022	50,000,000.00	49,207,000.00	49,147,500.00	2.200	2.296	243	01/30/2023
89233HFN9	12532	Toyota Motor Credit Corp		10/25/2021	50,000,000.00	49,971,500.00	49,930,000.00	0.210	0.216	21	06/22/2022
89233HFP4	12533	Toyota Motor Credit Corp		10/25/2021	50,000,000.00	49,970,500.00	49,929,708.33	0.210	0.216	22	06/23/2022
89233HH31	12558	Toyota Motor Credit Corp		11/16/2021	50,000,000.00	49,870,500.00	49,902,500.00	0.270	0.277	63	08/03/2022
Subtotal and Average			491,268,165.32		400,000,000.00	397,983,000.00	397,834,236.11		0.744	91	
Agency Bullets (Aaa/AA+)											
3132X0U25	11486	Farmer Mac		04/19/2018	30,000,000.00	30,202,200.00	29,982,000.00	2.800	2.813	322	04/19/2023
3132X0U25	11487	Farmer Mac		04/19/2018	40,000,000.00	40,269,600.00	39,976,000.00	2.800	2.813	322	04/19/2023

**Alameda County Investment Pool
Portfolio Management
Portfolio Details - Investments
May 31, 2022**

CUSIP	Investment #	Issuer	Average Balance	Purchase Date	Par Value	Market Value	Book Value	Stated Rate	YTM 365	Days to Maturity	Maturity Date
Agency Bullets (Aaa/AA+)											
3132X0U25	11488	Farmer Mac		04/19/2018	30,000,000.00	30,202,200.00	29,982,000.00	2.800	2.813	322	04/19/2023
31422BEX4	11736	Farmer Mac		04/24/2019	50,000,000.00	50,190,500.00	50,000,000.00	2.475	2.475	125	10/04/2022
31422BFL9	11755	Farmer Mac		05/10/2019	25,000,000.00	24,977,000.00	25,000,000.00	2.400	2.400	639	03/01/2024
31422BFK1	11756	Farmer Mac		05/10/2019	25,000,000.00	24,959,500.00	25,000,000.00	2.400	2.400	700	05/01/2024
31422BJB7	11793	Farmer Mac		07/22/2019	25,000,000.00	24,841,000.00	25,000,000.00	1.970	1.970	580	01/02/2024
31422BPC8	11911	Farmer Mac		11/20/2019	20,000,000.00	19,824,600.00	20,000,000.00	1.720	1.720	537	11/20/2023
31422BQK9	11955	Farmer Mac		12/20/2019	25,000,000.00	24,493,500.00	24,988,750.00	1.690	1.700	842	09/20/2024
31422BQW3	11956	Farmer Mac		12/20/2019	40,000,000.00	39,722,000.00	40,000,000.00	1.740	1.740	488	10/02/2023
31422BYV6	12115	Farmer Mac		04/27/2020	35,000,000.00	34,318,550.00	34,979,000.00	0.550	0.569	421	07/27/2023
3133EKQU3	11778	Federal Farm Credit Bank		06/21/2019	30,000,000.00	29,706,900.00	29,984,700.00	1.950	1.961	743	06/13/2024
3133EKTU8	11784	Federal Farm Credit Bank		07/02/2019	12,000,000.00	11,865,000.00	11,998,320.00	1.900	1.903	761	07/01/2024
3133EKUA2	11785	Federal Farm Credit Bank		07/02/2019	15,000,000.00	14,995,950.00	14,989,800.00	1.850	1.870	245	02/01/2023
3133EKYJ9	11807	Federal Farm Credit Bank		08/08/2019	15,000,000.00	15,022,500.00	15,111,300.00	1.850	1.595	65	08/05/2022
3133EKZK5	11812	Federal Farm Credit Bank		08/14/2019	20,000,000.00	19,856,600.00	19,992,000.00	1.600	1.610	439	08/14/2023
3133EKA63	11814	Federal Farm Credit Bank		08/16/2019	10,000,000.00	9,806,000.00	9,982,800.00	1.600	1.636	807	08/16/2024
3133EKM45	11845	Federal Farm Credit Bank		09/09/2019	10,000,000.00	10,007,600.00	9,989,100.00	1.500	1.537	97	09/06/2022
3133ELDK7	11945	Federal Farm Credit Bank		12/16/2019	35,000,000.00	35,010,150.00	34,998,145.70	1.630	1.632	14	06/15/2022
3133ELDK7	11946	Federal Farm Credit Bank		12/16/2019	10,000,000.00	10,002,900.00	9,999,470.20	1.630	1.632	14	06/15/2022
3133ELDK7	11947	Federal Farm Credit Bank		12/16/2019	30,000,000.00	30,008,700.00	29,998,410.60	1.630	1.632	14	06/15/2022
3133ELZM9	12140	Federal Farm Credit Bank		05/15/2020	25,000,000.00	23,406,250.00	24,953,225.00	0.500	0.538	1,078	05/14/2025
3133ENKS8	12627	Federal Farm Credit Bank		01/11/2022	7,500,000.00	7,225,350.00	7,483,125.00	1.125	1.202	950	01/06/2025
3130AGWK7	11815	Federal Home Loan Bank		08/16/2019	12,000,000.00	11,721,960.00	11,971,800.00	1.500	2.136	806	08/15/2024
3130AGWK7	11816	Federal Home Loan Bank		08/16/2019	20,000,000.00	19,536,600.00	19,953,000.00	1.500	1.549	806	08/15/2024
3130AGWK7	11817	Federal Home Loan Bank		08/16/2019	20,000,000.00	19,536,600.00	19,953,000.00	1.500	1.549	806	08/15/2024
313380GJ0	11888	Federal Home Loan Bank		10/30/2019	25,000,000.00	25,051,000.00	25,216,250.00	2.000	1.688	100	09/09/2022
313380GJ0	11889	Federal Home Loan Bank		10/30/2019	14,710,000.00	14,740,008.40	14,838,271.20	2.000	1.686	100	09/09/2022
3130AJ7E3	12020	Federal Home Loan Bank		02/21/2020	14,000,000.00	13,948,060.00	13,974,240.00	1.375	1.438	261	02/17/2023
3130AJ7E3	12023	Federal Home Loan Bank		02/21/2020	15,000,000.00	14,944,350.00	14,972,400.00	1.375	1.438	261	02/17/2023
3130AK5E2	12220	Federal Home Loan Bank		09/11/2020	2,000,000.00	1,851,960.00	1,994,000.00	0.375	0.436	1,191	09/04/2025
3130AKDH6	12270	Federal Home Loan Bank		10/22/2020	8,000,000.00	7,961,200.00	7,989,440.00	0.125	0.191	142	10/21/2022
3130APU29	12551	Federal Home Loan Bank		11/12/2021	12,800,000.00	12,462,848.00	12,794,112.00	0.500	0.523	526	11/09/2023
3130APU29	12552	Federal Home Loan Bank		11/12/2021	20,000,000.00	19,473,200.00	19,990,800.00	0.500	0.523	526	11/09/2023
3130AQF57	12598	Federal Home Loan Bank		12/22/2021	25,000,000.00	24,312,000.00	24,945,000.00	0.625	0.736	569	12/22/2023
3130AQF40	12599	Federal Home Loan Bank		12/22/2021	25,000,000.00	23,964,000.00	24,978,175.50	1.000	1.030	933	12/20/2024
3130AQF65	12600	Federal Home Loan Bank		12/22/2021	25,000,000.00	23,307,250.00	24,925,261.74	1.250	1.311	1,664	12/21/2026
3137EAEN5	11520	Federal Home Loan Mtg Corp		06/11/2018	15,000,000.00	15,097,200.00	14,918,400.00	2.750	2.867	383	06/19/2023

Portfolio POOL
RC
PM (PRF_PM2) 7.3.0

**Alameda County Investment Pool
Portfolio Management
Portfolio Details - Investments
May 31, 2022**

CUSIP	Investment #	Issuer	Average Balance	Purchase Date	Par Value	Market Value	Book Value	Stated Rate	YTM 365	Days to Maturity	Maturity Date
Agency Bullets (Aaa/AA+)											
3137EAEP0	12014	Federal Home Loan Mtg Corp		02/14/2020	15,000,000.00	14,514,150.00	14,988,450.00	1.500	1.516	987	02/12/2025
3137EAEP0	12015	Federal Home Loan Mtg Corp		02/14/2020	10,000,000.00	9,676,100.00	9,992,300.00	1.500	1.516	987	02/12/2025
3137EAER6	12129	Federal Home Loan Mtg Corp		05/07/2020	10,000,000.00	9,837,200.00	9,995,800.00	0.375	0.389	338	05/05/2023
3137EAER6	12130	Federal Home Loan Mtg Corp		05/07/2020	20,000,000.00	19,674,400.00	19,991,600.00	0.375	0.389	338	05/05/2023
3137EAER6	12131	Federal Home Loan Mtg Corp		05/07/2020	20,000,000.00	19,674,400.00	19,991,600.00	0.375	0.389	338	05/05/2023
31422BG53	12179	Federal Home Loan Mtg Corp		06/29/2020	15,000,000.00	14,626,200.00	14,988,000.00	0.350	0.375	485	09/29/2023
3137EAET2	12193	Federal Home Loan Mtg Corp		07/23/2020	5,000,000.00	4,993,350.00	4,988,700.00	0.125	0.238	54	07/25/2022
3137EAET2	12194	Federal Home Loan Mtg Corp		07/23/2020	10,000,000.00	9,986,700.00	9,977,400.00	0.125	0.238	54	07/25/2022
3137EAU9	12195	Federal Home Loan Mtg Corp		07/23/2020	10,000,000.00	9,284,900.00	9,950,200.00	0.375	0.727	1,146	07/21/2025
3137EAEV7	12204	Federal Home Loan Mtg Corp		08/21/2020	10,000,000.00	9,761,500.00	9,989,800.00	0.250	0.284	449	08/24/2023
3137EAEV7	12205	Federal Home Loan Mtg Corp		08/21/2020	10,000,000.00	9,761,500.00	9,989,800.00	0.250	0.284	449	08/24/2023
3137EAEZ8	12291	Federal Home Loan Mtg Corp		11/05/2020	10,000,000.00	9,705,800.00	9,991,000.00	0.250	0.280	523	11/06/2023
3137EAEZ8	12293	Federal Home Loan Mtg Corp		11/05/2020	10,000,000.00	9,705,800.00	9,991,000.00	0.250	0.280	523	11/06/2023
3137EAF2	12331	Federal Home Loan Mtg Corp		12/04/2020	15,000,000.00	14,531,100.00	14,985,150.00	0.250	0.283	551	12/04/2023
3137EAF2	12332	Federal Home Loan Mtg Corp		12/04/2020	10,000,000.00	9,687,400.00	9,990,100.00	0.250	0.283	551	12/04/2023
3137EAX3	12405	Federal Home Loan Mtg Corp		02/26/2021	15,000,000.00	13,863,300.00	14,747,400.00	0.375	0.750	1,210	09/23/2025
3135G0T78	11331	Federal National Mtg Assn		10/06/2017	15,000,000.00	15,030,600.00	14,990,100.00	2.000	2.014	126	10/05/2022
3135G0T78	11332	Federal National Mtg Assn		10/06/2017	10,000,000.00	10,020,400.00	9,993,400.00	2.000	2.014	126	10/05/2022
3135G0U43	11568	Federal National Mtg Assn		09/14/2018	20,000,000.00	20,136,200.00	19,918,000.00	2.875	2.964	468	09/12/2023
3135G0V34	11657	Federal National Mtg Assn		02/08/2019	20,000,000.00	19,983,800.00	19,925,600.00	2.500	2.580	614	02/05/2024
3135G0V34	11658	Federal National Mtg Assn		02/08/2019	20,000,000.00	19,983,800.00	19,925,600.00	2.500	2.580	614	02/05/2024
3135G0V75	11788	Federal National Mtg Assn		07/08/2019	20,000,000.00	19,684,200.00	19,924,200.00	1.750	1.830	762	07/02/2024
3135G0W33	11840	Federal National Mtg Assn		09/06/2019	20,000,000.00	20,004,600.00	19,930,400.00	1.375	1.494	97	09/06/2022
3135G0W33	11841	Federal National Mtg Assn		09/06/2019	20,000,000.00	20,004,600.00	19,930,400.00	1.375	1.494	97	09/06/2022
3135G0W33	11842	Federal National Mtg Assn		09/06/2019	20,000,000.00	20,004,600.00	19,930,400.00	1.375	1.494	97	09/06/2022
3135G0W66	11872	Federal National Mtg Assn		10/18/2019	20,000,000.00	19,497,000.00	19,965,800.00	1.625	1.661	867	10/15/2024
3135G0W66	11875	Federal National Mtg Assn		10/18/2019	25,000,000.00	24,371,250.00	24,957,250.00	1.625	1.661	867	10/15/2024
3135G0W66	11876	Federal National Mtg Assn		10/18/2019	25,000,000.00	24,371,250.00	24,957,250.00	1.625	1.661	867	10/15/2024
3135G0W66	11918	Federal National Mtg Assn		11/22/2019	25,000,000.00	24,371,250.00	24,939,515.00	1.625	1.677	867	10/15/2024
3135G0X24	11969	Federal National Mtg Assn		01/10/2020	20,000,000.00	19,460,600.00	19,936,200.00	1.625	1.692	951	01/07/2025
3135G0X24	11970	Federal National Mtg Assn		01/10/2020	20,000,000.00	19,460,600.00	19,936,200.00	1.625	1.692	951	01/07/2025
3135G04Q3	12145	Federal National Mtg Assn		05/22/2020	20,000,000.00	19,634,000.00	19,939,800.00	0.250	0.351	355	05/22/2023
3135G04Q3	12146	Federal National Mtg Assn		05/22/2020	15,000,000.00	14,725,500.00	14,954,850.00	0.250	0.351	355	05/22/2023
3135G04Q3	12147	Federal National Mtg Assn		05/22/2020	15,000,000.00	14,725,500.00	14,954,850.00	0.250	0.351	355	05/22/2023
3135G04Z3	12171	Federal National Mtg Assn		06/19/2020	20,000,000.00	18,678,400.00	19,958,600.00	0.500	0.542	1,112	06/17/2025
3135G04Z3	12172	Federal National Mtg Assn		06/19/2020	15,000,000.00	14,008,800.00	14,968,950.00	0.500	0.542	1,112	06/17/2025

**Alameda County Investment Pool
Portfolio Management
Portfolio Details - Investments
May 31, 2022**

CUSIP	Investment #	Issuer	Average Balance	Purchase Date	Par Value	Market Value	Book Value	Stated Rate	YTM 365	Days to Maturity	Maturity Date
Agency Bullets (Aaa/AA+)											
3135G05G4	12183	Federal National Mtg Assn		07/10/2020	10,000,000.00	9,784,800.00	9,978,500.00	0.250	0.322	404	07/10/2023
3135G06G3	12299	Federal National Mtg Assn		11/12/2020	18,000,000.00	16,646,760.00	17,935,560.00	0.500	0.573	1,255	11/07/2025
3135G06H1	12321	Federal National Mtg Assn		11/25/2020	15,000,000.00	14,537,400.00	14,982,900.00	0.250	0.288	544	11/27/2023
Subtotal and Average			1,439,184,921.94		1,441,010,000.00	1,417,232,496.40	1,439,184,921.94		1.487	543	
Treasury Notes and Bonds											
91282CCN9	12707	National Australia Bank		04/29/2022	100,000,000.00	97,609,000.00	97,299,917.99	0.125	2.342	425	07/31/2023
9128282D1	11744	U.S. Treasury		04/29/2019	50,000,000.00	49,463,000.00	48,093,750.00	1.375	2.304	456	08/31/2023
912828S92	11791	U.S. Treasury		07/16/2019	50,000,000.00	49,435,500.00	48,804,687.50	1.250	1.867	425	07/31/2023
9128282S8	11808	U.S. Treasury		08/13/2019	50,000,000.00	50,059,000.00	50,044,921.90	1.625	1.595	91	08/31/2022
9128282D1	11832	U.S. Treasury		08/28/2019	50,000,000.00	49,463,000.00	49,966,796.89	1.375	1.392	456	08/31/2023
912828S92	11843	U.S. Treasury		09/06/2019	50,000,000.00	49,435,500.00	49,636,718.75	1.250	1.442	425	07/31/2023
912828VB3	11862	U.S. Treasury		09/26/2019	50,000,000.00	49,814,500.00	50,253,906.25	1.750	1.605	348	05/15/2023
912828Y87	11919	U.S. Treasury		11/22/2019	50,000,000.00	49,142,500.00	50,298,828.15	1.750	1.617	791	07/31/2024
912828Y87	11936	U.S. Treasury		12/10/2019	50,000,000.00	49,142,500.00	50,134,765.65	1.750	1.689	791	07/31/2024
912828ZX1	12371	U.S. Treasury		01/28/2021	50,000,000.00	49,969,000.00	50,017,578.14	0.125	0.100	29	06/30/2022
91282CBG5	12407	U.S. Treasury		02/26/2021	50,000,000.00	49,443,500.00	49,968,750.00	0.125	0.157	244	01/31/2023
91282CBM2	12408	U.S. Treasury		02/26/2021	50,000,000.00	48,103,500.00	49,699,218.75	0.125	0.329	624	02/15/2024
91282CBQ3	12409	U.S. Treasury		03/01/2021	25,000,000.00	22,951,250.00	24,630,859.38	0.500	0.802	1,368	02/28/2026
91282CDA6	12519	U.S. Treasury		09/30/2021	50,000,000.00	48,699,000.00	49,945,312.50	0.250	0.305	486	09/30/2023
91282CCZ2	12520	U.S. Treasury		09/30/2021	50,000,000.00	46,027,500.00	49,666,015.63	0.875	1.012	1,582	09/30/2026
91282CAT8	12522	U.S. Treasury		09/30/2021	50,000,000.00	45,900,500.00	48,865,234.38	0.250	0.816	1,248	10/31/2025
91282CDB4	12537	U.S. Treasury		10/27/2021	50,000,000.00	47,705,000.00	49,742,187.50	0.625	0.801	867	10/15/2024
91282CDD0	12555	U.S. Treasury		11/15/2021	50,000,000.00	48,664,000.00	49,873,003.74	0.375	0.513	517	10/31/2023
91282CCT6	12596	U.S. Treasury		12/21/2021	50,000,000.00	47,640,500.00	49,373,046.90	0.375	0.854	806	08/15/2024
91282CDB4	12597	U.S. Treasury		12/21/2021	50,000,000.00	47,705,000.00	49,626,953.15	0.625	0.894	867	10/15/2024
91282CCU3	12604	U.S. Treasury		12/23/2021	50,000,000.00	48,701,000.00	49,580,078.15	0.125	0.627	456	08/31/2023
91282CCU3	12605	U.S. Treasury		12/23/2021	50,000,000.00	48,701,000.00	49,582,031.25	0.125	0.624	456	08/31/2023
91282CCT6	12606	U.S. Treasury		12/23/2021	50,000,000.00	47,640,500.00	49,349,609.40	0.375	0.873	806	08/15/2024
91282CDV0	12634	U.S. Treasury		01/31/2022	50,000,000.00	48,742,000.00	49,679,687.50	0.875	1.200	609	01/31/2024
912828R69	12680	U.S. Treasury		04/21/2022	50,000,000.00	49,728,500.00	50,082,589.29	1.625	2.054	364	05/31/2023
91282CDD0	12681	U.S. Treasury		04/21/2022	50,000,000.00	48,664,000.00	48,494,140.65	0.375	2.398	517	10/31/2023
Subtotal and Average			1,312,716,337.03		1,325,000,000.00	1,288,550,250.00	1,312,710,589.39		1.209	596	

**Alameda County Investment Pool
Portfolio Management
Portfolio Details - Investments
May 31, 2022**

CUSIP	Investment #	Issuer	Average Balance	Purchase Date	Par Value	Market Value	Book Value	Stated Rate	YTM 365	Days to Maturity	Maturity Date
Treasury Discounts -Amortizing											
912796L64	12683	Treasury Bill		04/19/2022	50,000,000.00	49,898,000.00	49,851,166.67	0.940	0.969	71	08/11/2022
912796R68	12684	Treasury Bill		04/19/2022	50,000,000.00	49,963,500.00	49,919,902.78	0.730	0.752	36	07/07/2022
Subtotal and Average			99,771,069.45		100,000,000.00	99,861,500.00	99,771,069.45		0.860	53	
Agency Callables (Aaa/AA+)											
31422XXL1	12698	Farmer Mac		04/28/2022	25,000,000.00	25,048,500.00	25,000,000.00	3.050	3.051	1,153	07/28/2025
31422XXG2	12700	Farmer Mac		04/26/2022	15,000,000.00	15,008,100.00	15,000,000.00	3.100	3.100	1,790	04/26/2025
3133EMYD8	12441	Federal Farm Credit Bank		05/06/2021	15,000,000.00	13,954,950.00	15,000,000.00	0.850	0.850	1,251	11/03/2025
3133EMZS4	12447	Federal Farm Credit Bank		05/18/2021	10,000,000.00	9,335,500.00	10,000,000.00	0.900	0.900	1,447	05/18/2026
3133ENEJ5	12564	Federal Farm Credit Bank		11/18/2021	25,000,000.00	23,922,500.00	24,971,250.00	0.875	0.914	901	11/18/2024
3133ENHW3	12603	Federal Farm Credit Bank		12/23/2021	25,000,000.00	23,747,250.00	25,000,000.00	1.170	1.170	1,118	06/23/2025
3133ENPG9	12642	Federal Farm Credit Bank		02/15/2022	15,000,000.00	14,636,100.00	14,959,950.00	1.750	1.842	989	02/14/2025
3130AKN85	12367	Federal Home Loan Bank		01/20/2021	20,000,000.00	18,394,200.00	19,974,000.00	0.550	0.576	1,329	01/20/2026
3130AKVY9	12373	Federal Home Loan Bank		01/29/2021	10,000,000.00	9,264,600.00	10,000,000.00	0.520	0.520	1,338	01/29/2026
3130AKVN3	12374	Federal Home Loan Bank		01/29/2021	5,000,000.00	4,632,300.00	5,000,000.00	0.520	0.520	1,338	01/29/2026
3130AKUS3	12377	Federal Home Loan Bank		01/29/2021	15,450,000.00	14,198,241.00	15,442,275.00	0.500	0.510	1,337	01/28/2026
3130AKMD5	12378	Federal Home Loan Bank		01/29/2021	4,980,000.00	4,569,100.20	4,976,324.76	0.500	0.515	1,335	01/26/2026
3130AKXB7	12391	Federal Home Loan Bank		02/11/2021	10,000,000.00	9,218,700.00	10,000,000.00	0.580	0.580	1,351	02/11/2026
3130AKXB7	12392	Federal Home Loan Bank		02/11/2021	20,000,000.00	18,437,400.00	20,000,000.00	0.580	0.580	1,351	02/11/2026
3130AKWA0	12393	Federal Home Loan Bank		02/12/2021	13,000,000.00	11,864,060.00	12,979,200.00	0.520	0.552	1,352	02/12/2026
3130AKXQ4	12394	Federal Home Loan Bank		02/12/2021	15,000,000.00	13,902,300.00	15,000,000.00	0.600	0.600	1,352	02/12/2026
3130AKVR4	12395	Federal Home Loan Bank		02/12/2021	20,000,000.00	18,372,600.00	20,000,000.00	0.550	0.550	1,352	02/12/2026
3130AL3S1	12397	Federal Home Loan Bank		02/17/2021	10,000,000.00	9,275,000.00	10,000,000.00	0.625	0.625	1,357	02/17/2026
3130ALEM2	12403	Federal Home Loan Bank		02/25/2021	15,000,000.00	13,828,650.00	15,000,000.00	0.790	0.790	1,365	02/25/2026
3130AKZ25	12406	Federal Home Loan Bank		02/26/2021	10,000,000.00	9,175,300.00	10,000,000.00	0.650	0.650	1,366	02/26/2026
3130ALJ70	12413	Federal Home Loan Bank		03/12/2021	10,000,000.00	9,626,100.00	10,000,000.00	0.400	0.400	650	03/12/2024
3130ALGJ7	12419	Federal Home Loan Bank		03/23/2021	20,000,000.00	18,547,800.00	20,000,000.00	1.000	1.000	1,391	03/23/2026
3130ALGJ7	12420	Federal Home Loan Bank		03/23/2021	9,250,000.00	8,578,357.50	9,250,000.00	1.000	1.000	1,391	03/23/2026
3130ALVS0	12436	Federal Home Loan Bank		04/27/2021	15,000,000.00	14,242,800.00	15,000,000.00	0.620	0.620	971	01/27/2025
3130AMAG7	12437	Federal Home Loan Bank		04/29/2021	10,000,000.00	9,398,300.00	10,000,000.00	1.050	1.050	1,428	04/29/2026
3130AMUP5	12466	Federal Home Loan Bank		06/23/2021	15,000,000.00	14,265,300.00	15,000,000.00	0.500	0.500	936	12/23/2024
3130AMU75	12476	Federal Home Loan Bank		06/30/2021	10,000,000.00	9,318,600.00	10,000,000.00	1.000	1.000	1,486	06/26/2026
3130ANSC53	12494	Federal Home Loan Bank		08/30/2021	15,000,000.00	14,074,500.00	15,000,000.00	1.000	1.000	1,547	08/26/2026
3130ANWK24	12495	Federal Home Loan Bank		08/30/2021	25,000,000.00	23,557,000.00	25,000,000.00	0.650	0.650	1,001	02/26/2025
3130ANWG1	12496	Federal Home Loan Bank		08/30/2021	25,000,000.00	23,826,000.00	25,000,000.00	0.500	0.500	817	08/26/2024

**Alameda County Investment Pool
Portfolio Management
Portfolio Details - Investments
May 31, 2022**

CUSIP	Investment #	Issuer	Average Balance	Purchase Date	Par Value	Market Value	Book Value	Stated Rate	YTM 365	Days to Maturity	Maturity Date
Agency Callables (Aaa/AA+)											
3130ANWJ5	12497	Federal Home Loan Bank		08/30/2021	25,000,000.00	23,422,000.00	25,000,000.00	0.720	0.720	1,105	06/10/2025
3130ANU32	12516	Federal Home Loan Bank		09/22/2021	10,000,000.00	9,366,200.00	9,995,000.00	1.000	1.010	1,574	09/22/2026
3130APDL6	12521	Federal Home Loan Bank		09/30/2021	15,000,000.00	14,135,550.00	15,000,000.00	0.800	0.800	1,125	06/30/2025
3130APJ89	12538	Federal Home Loan Bank		10/28/2021	10,000,000.00	9,536,200.00	10,000,000.00	0.700	0.700	880	10/28/2024
3130APLB9	12539	Federal Home Loan Bank		10/28/2021	10,000,000.00	9,579,900.00	10,000,000.00	0.850	0.850	880	10/28/2024
3130APLB9	12540	Federal Home Loan Bank		10/28/2021	10,000,000.00	9,579,900.00	10,000,000.00	0.850	0.850	880	10/28/2024
3130APRA5	12554	Federal Home Loan Bank		11/15/2021	25,000,000.00	24,026,000.00	25,000,000.00	1.100	1.100	898	11/15/2024
3130APRU1	12556	Federal Home Loan Bank		11/16/2021	10,000,000.00	10,000,000.00	10,000,000.00	1.000	1.000	807	08/16/2024
3130APRU1	12557	Federal Home Loan Bank		11/16/2021	25,000,000.00	24,227,000.00	25,000,000.00	1.000	1.000	807	08/16/2024
3130APLJ2	12560	Federal Home Loan Bank		11/17/2021	15,000,000.00	14,614,500.00	15,000,000.00	0.500	0.500	534	11/17/2023
3130APNH4	12561	Federal Home Loan Bank		11/18/2021	10,000,000.00	9,542,100.00	10,000,000.00	1.200	1.200	1,266	11/18/2025
3130APQG3	12562	Federal Home Loan Bank		11/18/2021	20,000,000.00	19,046,600.00	20,000,000.00	1.200	1.200	1,266	11/18/2025
3130APRE7	12563	Federal Home Loan Bank		11/18/2021	25,000,000.00	24,036,000.00	25,000,000.00	1.010	1.010	993	02/18/2025
3130APBR5	12570	Federal Home Loan Bank		11/19/2021	14,950,000.00	14,187,400.50	14,804,237.50	0.650	0.967	951	01/07/2025
3130APVJ1	12571	Federal Home Loan Bank		11/23/2021	15,000,000.00	14,263,200.00	15,000,000.00	1.500	1.500	1,636	11/23/2026
3130APUP8	12572	Federal Home Loan Bank		11/23/2021	25,000,000.00	24,150,000.00	25,000,000.00	0.750	0.750	814	08/23/2024
3130APWH4	12574	Federal Home Loan Bank		11/24/2021	15,000,000.00	14,629,500.00	15,000,000.00	0.750	0.750	539	11/22/2023
3130APWM3	12581	Federal Home Loan Bank		11/30/2021	10,000,000.00	9,657,200.00	10,000,000.00	1.050	1.050	908	11/25/2024
3130APWE1	12582	Federal Home Loan Bank		11/30/2021	15,000,000.00	14,243,550.00	15,000,000.00	1.500	1.500	1,638	11/25/2026
3130APWV3	12583	Federal Home Loan Bank		11/30/2021	25,000,000.00	24,128,500.00	25,000,000.00	1.050	1.050	908	11/25/2024
3130APW43	12585	Federal Home Loan Bank		12/02/2021	8,125,000.00	7,710,137.50	8,123,375.00	1.500	1.504	1,645	12/02/2026
3130APW84	12586	Federal Home Loan Bank		12/03/2021	10,000,000.00	9,525,900.00	9,997,500.00	1.500	1.505	1,646	12/03/2026
3130APXL4	12589	Federal Home Loan Bank		12/10/2021	25,000,000.00	23,933,750.00	24,993,750.00	1.100	1.108	923	12/10/2024
3130APXT7	12594	Federal Home Loan Bank		12/17/2021	10,000,000.00	9,494,500.00	10,000,000.00	1.600	1.600	1,660	12/17/2026
3130AQ4D2	12602	Federal Home Loan Bank		12/23/2021	7,650,000.00	7,402,905.00	7,650,000.00	1.250	1.250	937	12/24/2024
3130AQ2Z5	12607	Federal Home Loan Bank		12/27/2021	25,000,000.00	24,067,250.00	25,000,000.00	1.500	1.500	1,395	03/27/2026
3130AQ7M9	12608	Federal Home Loan Bank		12/27/2021	25,000,000.00	24,082,500.00	25,000,000.00	1.250	1.250	1,122	06/27/2025
3130AQFC2	12609	Federal Home Loan Bank		12/27/2021	25,000,000.00	24,238,250.00	24,993,750.00	1.000	1.009	849	09/27/2024
3130AQ6F5	12610	Federal Home Loan Bank		12/28/2021	10,000,000.00	9,791,800.00	10,000,000.00	0.800	0.800	575	12/28/2023
3130AQ2A9	12611	Federal Home Loan Bank		12/28/2021	15,000,000.00	14,474,550.00	15,000,000.00	1.230	1.230	1,031	03/28/2025
3130AQDR1	12613	Federal Home Loan Bank		12/30/2021	25,000,000.00	24,307,750.00	25,000,000.00	1.000	1.000	758	06/28/2024
3130AQDQ3	12614	Federal Home Loan Bank		12/30/2021	15,000,000.00	14,407,950.00	15,000,000.00	1.220	1.220	1,125	06/30/2025
3130AQ5S8	12615	Federal Home Loan Bank		12/30/2021	25,000,000.00	24,034,250.00	25,000,000.00	1.250	1.250	1,125	06/30/2025
3130AQFD0	12616	Federal Home Loan Bank		12/30/2021	25,000,000.00	24,138,000.00	25,000,000.00	1.060	1.060	943	12/30/2024
3130AQGY3	12617	Federal Home Loan Bank		12/30/2021	25,000,000.00	24,216,750.00	25,000,000.00	1.030	1.030	852	09/30/2024
3130AQFW8	12618	Federal Home Loan Bank		12/30/2021	25,000,000.00	24,197,750.00	25,000,000.00	1.000	1.000	852	09/30/2024

Portfolio POOL
RC
PM (PRF_PM2) 7.3.0

**Alameda County Investment Pool
Portfolio Management
Portfolio Details - Investments
May 31, 2022**

CUSIP	Investment #	Issuer	Average Balance	Purchase Date	Par Value	Market Value	Book Value	Stated Rate	YTM 365	Days to Maturity	Maturity Date
Agency Callables (Aaa/AA+)											
3130AQJ38	12629	Federal Home Loan Bank		01/25/2022	10,000,000.00	9,664,200.00	10,000,000.00	1.050	1.050	785	07/25/2024
3130AQGT4	12631	Federal Home Loan Bank		01/28/2022	15,000,000.00	14,371,950.00	14,864,375.00	1.100	1.429	957	01/13/2025
3130AQM83	12632	Federal Home Loan Bank		01/28/2022	4,185,000.00	3,986,505.45	4,164,261.00	1.600	1.716	1,517	07/27/2026
3130AQUT8	12645	Federal Home Loan Bank		02/17/2022	10,000,000.00	9,665,400.00	10,000,000.00	2.010	2.010	1,722	02/17/2027
3130AQM2	12647	Federal Home Loan Bank		02/25/2022	10,000,000.00	9,792,400.00	10,000,000.00	1.750	1.750	1,000	02/25/2025
3130AQUY7	12648	Federal Home Loan Bank		02/25/2022	10,000,000.00	9,665,300.00	10,000,000.00	2.050	2.050	1,730	02/25/2027
3130AQT78	12652	Federal Home Loan Bank		02/28/2022	15,000,000.00	14,584,200.00	15,000,000.00	1.750	1.750	1,003	02/28/2025
3130ARB42	12659	Federal Home Loan Bank		03/14/2022	15,000,000.00	14,916,900.00	15,000,000.00	1.250	1.250	286	03/14/2023
3130AMU67	12666	Federal Home Loan Bank		03/21/2022	20,000,000.00	19,111,800.00	19,256,664.44	0.400	2.128	758	06/28/2024
3130ARGC9	12667	Federal Home Loan Bank		03/25/2022	10,000,000.00	9,878,300.00	10,000,000.00	2.550	2.550	1,758	03/25/2027
3130ARBC4	12668	Federal Home Loan Bank		03/28/2022	5,000,000.00	4,968,550.00	5,000,000.00	2.000	2.000	666	03/28/2024
3130ARAE1	12670	Federal Home Loan Bank		03/25/2022	25,000,000.00	24,698,750.00	25,000,000.00	2.100	2.100	1,120	06/25/2025
3130ARFQ9	12671	Federal Home Loan Bank		04/05/2022	25,000,000.00	24,692,250.00	25,000,000.00	2.610	2.610	1,769	04/05/2027
3130ARG70	12673	Federal Home Loan Bank		03/30/2022	15,000,000.00	14,967,450.00	15,000,000.00	1.020	1.513	302	03/30/2023
3130ARC41	12674	Federal Home Loan Bank		03/30/2022	15,000,000.00	14,896,200.00	15,000,000.00	2.320	2.320	1,028	03/25/2025
3130ARFG1	12675	Federal Home Loan Bank		03/30/2022	10,000,000.00	9,744,900.00	10,000,000.00	2.400	2.400	1,758	03/25/2027
3130ARJW2	12677	Federal Home Loan Bank		04/22/2022	15,000,000.00	15,004,650.00	15,000,000.00	3.000	3.000	1,056	04/22/2025
3130ARL33	12682	Federal Home Loan Bank		04/21/2022	20,000,000.00	19,997,000.00	20,000,000.00	3.000	3.001	1,177	08/21/2025
3130ARND9	12689	Federal Home Loan Bank		04/12/2022	20,000,000.00	19,994,400.00	20,000,000.00	1.350	1.848	315	04/12/2023
3130ARDV0	12691	Federal Home Loan Bank		04/08/2022	10,000,000.00	9,852,600.00	10,000,000.00	3.000	3.000	1,758	03/25/2027
3130ARPZ8	12697	Federal Home Loan Bank		04/28/2022	25,000,000.00	25,006,500.00	25,000,000.00	3.150	3.151	1,153	07/28/2025
3130ARUV1	12706	Federal Home Loan Bank		04/27/2022	25,000,000.00	25,094,500.00	25,000,000.00	3.100	3.100	1,244	10/27/2025
3130ARYU9	12740	Federal Home Loan Bank		05/23/2022	10,000,000.00	10,032,100.00	10,000,000.00	3.000	3.002	632	02/23/2024
3130AS3H0	12741	Federal Home Loan Bank		05/26/2022	25,000,000.00	24,992,750.00	25,000,000.00	2.625	2.626	635	02/26/2024
31422BUS7	12016	Federal Home Loan Mtg Corp		02/18/2020	25,000,000.00	24,308,000.00	25,000,000.00	1.680	1.680	993	02/18/2025
3134GVWR5	12144	Federal Home Loan Mtg Corp		05/22/2020	25,000,000.00	23,469,750.00	25,000,000.00	0.625	0.625	1,086	05/22/2025
3134GWND4	12199	Federal Home Loan Mtg Corp		08/12/2020	15,000,000.00	14,024,100.00	15,000,000.00	0.600	0.600	1,168	08/12/2025
3134GWN44	12219	Federal Home Loan Mtg Corp		09/11/2020	15,000,000.00	14,258,850.00	15,000,000.00	0.450	0.450	833	09/11/2024
3134GWUY0	12246	Federal Home Loan Mtg Corp		09/30/2020	15,000,000.00	14,128,650.00	15,000,000.00	0.400	0.400	943	12/30/2024
3134GWVJ2	12247	Federal Home Loan Mtg Corp		09/30/2020	15,000,000.00	14,249,850.00	15,000,000.00	0.400	0.400	852	09/30/2024
3134GWWX0	12248	Federal Home Loan Mtg Corp		09/30/2020	15,000,000.00	14,144,550.00	15,000,000.00	0.400	0.400	852	09/30/2024
3134GWVJ2	12249	Federal Home Loan Mtg Corp		09/30/2020	10,000,000.00	9,499,900.00	10,000,000.00	0.400	0.400	852	09/30/2024
3134GWXG6	12250	Federal Home Loan Mtg Corp		09/30/2020	10,000,000.00	9,426,500.00	10,000,000.00	0.430	0.430	943	12/30/2024
3134GWUY0	12251	Federal Home Loan Mtg Corp		09/30/2020	10,000,000.00	9,419,100.00	10,000,000.00	0.400	0.400	943	12/30/2024
3134GXBD5	12300	Federal Home Loan Mtg Corp		11/12/2020	15,000,000.00	14,387,550.00	15,000,000.00	0.360	0.360	714	05/15/2024
3134GXDZ4	12318	Federal Home Loan Mtg Corp		11/25/2020	15,000,000.00	14,158,200.00	15,000,000.00	0.450	0.450	908	11/25/2024

Portfolio POOL
RC
PM (PRF_PM2) 7.3.0

**Alameda County Investment Pool
Portfolio Management
Portfolio Details - Investments
May 31, 2022**

CUSIP	Investment #	Issuer	Average Balance	Purchase Date	Par Value	Market Value	Book Value	Stated Rate	YTM 365	Days to Maturity	Maturity Date
Agency Callables (Aaa/AA+)											
3134GXB5	12319	Federal Home Loan Mtg Corp		11/25/2020	15,000,000.00	13,823,250.00	15,000,000.00	0.600	0.600	1,260	11/12/2025
3134GXHD9	12359	Federal Home Loan Mtg Corp		12/23/2020	10,000,000.00	9,237,600.00	10,000,000.00	0.700	0.700	1,301	12/23/2025
3134GXQN7	12672	Federal Home Loan Mtg Corp		04/05/2022	10,000,000.00	9,999,000.00	10,000,000.00	1.250	1.798	308	04/05/2023
3134GXSD7	12715	Federal Home Loan Mtg Corp		05/05/2022	25,000,000.00	25,050,750.00	25,000,000.00	3.020	3.020	888	11/05/2024
3134GXSS4	12739	Federal Home Loan Mtg Corp		05/20/2022	25,000,000.00	25,044,750.00	25,000,000.00	3.450	3.450	898	11/15/2024
3136G4XV0	12181	Federal National Mtg Assn		06/30/2020	15,000,000.00	14,104,500.00	15,000,000.00	0.730	0.730	1,125	06/30/2025
3136G4ZJ5	12184	Federal National Mtg Assn		07/21/2020	10,000,000.00	9,361,000.00	10,000,000.00	0.625	0.625	1,146	07/21/2025
3136G4A86	12185	Federal National Mtg Assn		07/21/2020	8,000,000.00	7,458,560.00	7,984,000.00	0.500	0.541	1,146	07/21/2025
3135G05X7	12209	Federal National Mtg Assn		08/27/2020	15,000,000.00	13,883,250.00	14,929,800.00	0.375	0.470	1,181	08/25/2025
3135G05X7	12210	Federal National Mtg Assn		08/27/2020	10,000,000.00	9,255,500.00	9,953,200.00	0.375	0.470	1,181	08/25/2025
3136G42F9	12211	Federal National Mtg Assn		08/27/2020	10,000,000.00	9,339,900.00	10,000,000.00	0.625	0.625	1,183	08/27/2025
3136G44U4	12265	Federal National Mtg Assn		10/20/2020	10,000,000.00	9,265,900.00	10,000,000.00	0.500	0.500	1,237	10/20/2025
3135G06C2	12278	Federal National Mtg Assn		10/29/2020	15,000,000.00	13,939,950.00	15,000,000.00	0.600	0.600	1,246	10/29/2025
3135GA2Z3	12304	Federal National Mtg Assn		11/17/2020	10,000,000.00	9,267,600.00	9,995,000.00	0.560	0.570	1,265	11/17/2025
3135GA3G4	12317	Federal National Mtg Assn		11/25/2020	10,000,000.00	9,444,900.00	10,000,000.00	0.400	0.400	908	11/25/2024
3135GAA76	12343	Federal National Mtg Assn		12/09/2020	20,000,000.00	18,720,200.00	20,000,000.00	0.540	0.540	1,104	06/09/2025
3135GABT7	12355	Federal National Mtg Assn		12/16/2020	20,000,000.00	18,686,200.00	20,000,000.00	0.500	0.500	1,111	06/16/2025
3135GA7L9	12356	Federal National Mtg Assn		12/16/2020	20,000,000.00	18,686,200.00	20,000,000.00	0.500	0.500	1,111	06/16/2025
Subtotal and Average			1,843,451,461.09		1,890,590,000.00	1,812,238,967.15	1,889,257,912.70	1.248	1.076		
Asset Backed Securities											
02007RAC3	11856	Ally Auto Receivables Trust		09/17/2019	2,593,471.43	2,591,837.54	2,593,398.29	1.930	1.939	714	05/15/2024
02007TAC9	11942	Ally Auto Receivables Trust		12/11/2019	957,744.80	957,112.69	957,579.88	1.840	1.033	745	06/15/2024
05588CAC6	11858	BMW Vehicle Owner Trust		09/18/2019	857,396.04	857,370.32	857,280.81	1.920	1.934	603	01/25/2024
14315XAC2	11977	CarMax Auto Owner Trust		01/22/2020	1,912,362.72	1,911,987.51	1,911,987.51	1.300	1.291	929	12/16/2024
14042WAC4	11760	Capital One Prime Auto Rec		05/30/2019	350,961.75	351,281.13	350,890.65	2.510	2.533	532	11/15/2023
14043TAF3	11859	Capital One Prime Auto Rec		09/18/2019	1,532,131.90	1,530,538.48	1,532,045.79	1.920	1.930	714	05/15/2024
14043MAC5	12019	Capital One Prime Auto Rec		02/19/2020	3,353,287.32	3,342,221.47	3,352,574.41	1.600	1.615	898	11/15/2024
14043MAC5	12043	Capital One Prime Auto Rec		03/18/2020	3,912,168.54	3,899,258.38	3,846,761.97	1.600	2.360	898	11/15/2024
254683CM5	11892	Dexia Credit Card		10/31/2019	9,650,000.00	9,647,394.50	9,647,927.18	1.890	1.907	867	10/15/2024
34532DAD9	11777	Ford Credit Auto Owner Trust		06/21/2019	1,131,547.42	1,131,898.20	1,131,325.41	2.235	2.255	501	10/15/2023
34531KAD4	11915	Ford Credit Auto Owner Trust		11/22/2019	3,249,552.10	3,246,627.50	3,249,365.58	1.300	1.283	653	03/15/2024
36257FAD2	11726	GM Financial		04/17/2019	351,140.50	351,783.09	351,111.92	2.650	2.668	625	02/16/2024
36257PAD0	11797	GM Financial		07/24/2019	611,439.34	611,751.17	611,364.87	1.300	1.309	685	04/16/2024
36258NAC6	11972	GM Financial		01/15/2020	1,010,313.97	1,008,414.58	1,010,076.04	1.840	1.858	838	09/16/2024

**Alameda County Investment Pool
Portfolio Management
Portfolio Details - Investments
May 31, 2022**

CUSIP	Investment #	Issuer	Average Balance	Purchase Date	Par Value	Market Value	Book Value	Stated Rate	YTM 365	Days to Maturity	Maturity Date
Asset Backed Securities											
44932NAD2	11706	Hyundai Auto Rec Trust		04/10/2019	25,825.35	25,831.29	25,821.95	2.660	2.630	379	06/15/2023
43815NAC8	11829	Hyundai Auto Rec Trust		08/27/2019	1,180,406.15	1,179,733.32	1,180,396.35	1.780	1.787	440	08/15/2023
44891JAC2	11894	Hyundai Auto Rec Trust		11/06/2019	896,577.47	896,326.43	896,536.14	1.940	1.950	624	02/15/2024
43813VAC2	11923	Hyundai Auto Rec Trust		11/26/2019	5,471,719.39	5,466,247.67	5,470,744.33	1.830	1.846	596	01/18/2024
43813RAC1	12024	Hyundai Auto Rec Trust		02/26/2020	5,648,966.60	5,631,454.80	5,647,859.40	1.610	1.625	691	04/22/2024
41284UAD6	11988	Harley Davidson Motorcycle		01/29/2020	984,006.91	982,402.98	983,792.30	1.870	1.887	867	10/15/2024
477870AC3	11798	John Deere Owner Trust		07/24/2019	192,551.08	192,722.45	192,510.20	2.210	2.107	562	12/15/2023
58769TAD7	11861	Mercedes Benz Auto Rec		09/25/2019	2,045,036.86	2,044,116.59	2,044,755.26	1.940	1.954	653	03/15/2024
89233MAD5	11905	Toyota Auto Rec Owners Trust		11/13/2019	2,708,322.96	2,707,618.80	2,708,127.42	1.920	1.931	594	01/16/2024
98162HAC4	12010	World Omni Automobile Lease		02/12/2020	2,716,400.38	2,714,689.05	2,716,146.94	1.700	1.712	228	01/15/2023
Subtotal and Average			56,652,456.05		53,343,330.98	53,280,619.94	53,270,380.60		1.812	712	
Municipal Bonds											
072024WP3	12038	Bay Area Ca Tran		03/17/2020	10,000,000.00	9,899,100.00	10,264,600.00	2.254	1.570	670	04/01/2024
072024WP3	12039	Bay Area Ca Tran		03/17/2020	10,000,000.00	9,899,100.00	10,264,600.00	2.254	1.575	670	04/01/2024
13063DRJ9	11878	St. of California		10/24/2019	5,000,000.00	4,976,900.00	5,100,050.00	2.400	1.870	487	10/01/2023
13032UUZ9	11920	St. of California		11/25/2019	2,000,000.00	2,000,000.00	2,000,000.00	1.893	1.880	0	06/01/2022
13032UB98	12692	California Health Facility		04/07/2022	1,000,000.00	990,300.00	1,000,000.00	2.670	2.671	731	06/01/2024
13032UC22	12693	California Health Facility		04/07/2022	2,715,000.00	2,684,103.30	2,715,000.00	2.991	2.992	1,096	06/01/2025
13032UC30	12694	California Health Facility		04/07/2022	2,500,000.00	2,457,200.00	2,500,000.00	3.044	3.045	1,461	06/01/2026
91412HGE7	12262	UNIVHGR		10/19/2020	9,580,000.00	8,974,927.20	9,661,525.80	0.883	0.721	1,079	05/15/2025
Subtotal and Average			43,505,775.80		42,795,000.00	41,881,630.50	43,505,775.80		1.631	782	
Total and Average			8,370,093,909.08		8,381,243,330.98	8,197,800,583.76	8,362,520,864.54		1.075	562	

Alameda County Investment Pool
Portfolio Management
Portfolio Details - Cash
May 31, 2022

CUSIP	Investment #	Issuer	Average Balance	Purchase Date	Par Value	Market Value	Book Value	Stated Rate	YTM 365	Days to Maturity
		Average Balance	0.00							0
		Total Cash and Investments	8,370,093,909.08		8,381,243,330.98	8,197,800,583.76	8,362,520,864.54		1.075	562

**Alameda County Investment Pool
Transaction Activity Report
May 1, 2022 - May 31, 2022
Sorted by Fund - Transaction Date
All Funds**

Investment #	Fund	CUSIP	Inv Descrip	TransactionType	TransactionDate	Issuer	New Principal	Principal Paydowns	Interest	Total Cash
11756	100	31422BFK1	FAMCA 2.4% MAT	Interest	05/03/2022	Farmer Mac			300,000.00	300,000.00
11909	100	69349LAG3	PNC 2.7% MAT	Interest	05/03/2022	PNC Bank NA			202,500.00	202,500.00
12124	100	95001D6U9	FHLMC 0.65% MAT	Interest	05/03/2022	Wells Fargo Securit			53,750.00	53,750.00
12441	100	3133EMYD8	FEDERAL FARM CR	Interest	05/03/2022	Federal Farm Credit			63,750.00	63,750.00
12449	100	90327QD71	USAA 0.5% MAT	Interest	05/03/2022	USAA Capital Corp			17,500.00	17,500.00
12522	100	91282CAT8	UNITED STATES	Interest	05/03/2022	U.S. Treasury			62,500.00	62,500.00
12526	100	SYS12526	BRIDGE 0.27% MAT	Interest	05/03/2022	Bridge Bank			2,916.67	2,916.67
12681	100	91282CDD0	UNITED STATES	Interest	05/03/2022	U.S. Treasury			93,750.00	93,750.00
12681	100	91282CDD0	UNITED STATES	Accr Int	05/03/2022	U.S. Treasury		89,088.40	-89,088.40	0.00
12719	100	SYS12719	BSB 0.15% MAT	Redemption	05/04/2022	Beneficial State Ban		10,000,000.00		10,000,000.00
12638	100	SYS12638	BANKSF 0.4% MAT	Interest	05/04/2022	Bank of San Francisc			2,000.00	2,000.00
12719	100	SYS12719	BSB 0.15% MAT	Interest	05/04/2022	Beneficial State Ban			1,083.33	1,083.33
12715	100	3134GXSD7	FEDERAL HOME LN	Purchase	05/05/2022	Federal Home Loan	25,000,000.00			-25,000,000.00
12291	100	3137EAEZ8	FEDERAL HOME LN	Interest	05/06/2022	Federal Home Loan			12,500.00	12,500.00
12293	100	3137EAEZ8	FEDERAL HOME LN	Interest	05/06/2022	Federal Home Loan			12,500.00	12,500.00
12528	100	SYS12528	SIGNA 0.35% MAT	Interest	05/06/2022	Signature Bank			2,916.67	2,916.67
12129	100	3137EAER6	SIEBER 0.375% MAT	Interest	05/07/2022	Federal Home Loan			18,750.00	18,750.00
12130	100	3137EAER6	SIEBER 0.375% MAT	Interest	05/07/2022	Federal Home Loan			37,500.00	37,500.00
12131	100	3137EAER6	SIEBER 0.375% MAT	Interest	05/07/2022	Federal Home Loan			37,500.00	37,500.00
12658	100	SYS12664	CBB 0.69% MAT	Interest	05/08/2022	Community Bank of th			2,875.00	2,875.00
12299	100	3135G06G3	FNMA 0.5% MAT	Interest	05/09/2022	Federal National Mtg			45,000.00	45,000.00
12551	100	3130APU29	FEDERAL HOME	Interest	05/09/2022	Federal Home Loan			31,466.67	31,466.67
12552	100	3130APU29	FEDERAL HOME	Interest	05/09/2022	Federal Home Loan			49,166.67	49,166.67
12742	100	SYS12742	UB-LOC 0.5% MAT	Purchase	05/10/2022	Union Bank - LOC	5,000,000.00			-5,000,000.00
12505	100	SYS12505	UB-LOC 0.05% MAT	Redemption	05/10/2022	Union Bank - LOC		5,000,000.00		5,000,000.00
11755	100	31422BFL9	FAMCA 2.4% MAT	Interest	05/10/2022	Farmer Mac			300,000.00	300,000.00
12029	100	02665WDH1	AMERICAN HONDA	Interest	05/10/2022	American Honda			29,250.00	29,250.00
12030	100	02665WDH1	AMERICAN HONDA	Interest	05/10/2022	American Honda			53,625.00	53,625.00
12505	100	SYS12505	UB-LOC 0.05% MAT	Interest	05/10/2022	Union Bank - LOC			201.39	201.39
12640	100	SYS12640	EWEST 0.15% MAT	Interest	05/10/2022	East West Bank			33,000.00	33,000.00
12549	100	065558UJM5	NORDEA 0.19% MAT	Redemption	05/11/2022	Nordea Bank		50,000,000.00		50,000,000.00
12628	100	89233HEB6	TOYOTA DISC NOTE	Redemption	05/11/2022	Toyota Motor Credit		50,000,000.00		50,000,000.00
12133	100	037833DT4	APPLE INC, SR GLBL	Interest	05/11/2022	Apple Inc.			28,125.00	28,125.00
12134	100	037833DV9	AAPL 0.75% MAT	Interest	05/11/2022	Apple Inc.			18,750.00	18,750.00

Portfolio POOL

RC

**Alameda County Investment Pool
Transaction Activity Report
Sorted by Fund - Transaction Date**

Investment #	Fund	CUSIP	Inv Descrip	TransactionType	TransactionDate	Issuer	New Principal	Principal Paydowns	Interest	Total Cash
12549	100	065558UJM5	NORDEA 0.19% MAT	Interest	05/11/2022	Nordea Bank			48,027.78	48,027.78
12319	100	3134GXBM5	FEDERAL HOME LN	Interest	05/12/2022	Federal Home Loan			45,000.00	45,000.00
12442	100	023135BV7	AMAZON COM INC,	Interest	05/12/2022	Amazon			12,500.00	12,500.00
12443	100	023135BX3	AMAZON COM INC,	Interest	05/12/2022	Amazon			50,000.00	50,000.00
12444	100	023135BW5	AMAZON COM INC,	Interest	05/12/2022	Amazon			6,750.00	6,750.00
11890	100	459200JX0	INTERNATIONAL	Redemption	05/13/2022	IBM Corp.		6,674,000.00		6,674,000.00
11891	100	459200JX0	INTERNATIONAL	Redemption	05/13/2022	IBM Corp.		10,000,000.00		10,000,000.00
11931	100	459200JX0	INTERNATIONAL	Redemption	05/13/2022	IBM Corp.		3,650,000.00		3,650,000.00
11890	100	459200JX0	INTERNATIONAL	Interest	05/13/2022	IBM Corp.			95,104.50	95,104.50
11891	100	459200JX0	INTERNATIONAL	Interest	05/13/2022	IBM Corp.			142,500.00	142,500.00
11931	100	459200JX0	INTERNATIONAL	Interest	05/13/2022	IBM Corp.			52,012.50	52,012.50
12302	100	110122DN5	BMY 0.75% MAT	Interest	05/13/2022	Bristol Myers			18,750.00	18,750.00
12303	100	110122DT2	BRISTOL-MYERS	Interest	05/13/2022	Bristol Myers			13,425.00	13,425.00
12660	100	SYS12660	SELFHP 1.% MAT	Interest	05/14/2022	Self-Help Federal Cr			191.67	191.67
11932	100	45818WCS3	IADB 1.7% MAT	Interest	05/15/2022	InterAmerican Develo			85,000.00	85,000.00
12554	100	3130APRA5	FEDERAL HOME	Interest	05/15/2022	Federal Home Loan			137,500.00	137,500.00
11985	100	65479NAD6	NALT 1.8% MAT	Interest	05/15/2022	Nissan Auto Lease Tr			49.42	49.42
11985	100	65479NAD6	NALT 1.8% MAT	Redemption	05/15/2022	Nissan Auto Lease Tr				0.00
11985	100	65479NAD6	NALT 1.8% MAT	Redemption	05/16/2022	Nissan Auto Lease Tr		32,948.90		32,948.90
11836	100	594918AQ7	MICROSOFT CORP,	Interest	05/16/2022	Mircosoft Inc.			160,968.75	160,968.75
11862	100	912828VB3	UNITED STATES	Interest	05/16/2022	U.S. Treasury			437,500.00	437,500.00
11950	100	45818WCS3	IADB 1.7% MAT	Interest	05/16/2022	InterAmerican Develo			212,500.00	212,500.00
12028	100	02665WCA7	AMERICAN HONDA	Interest	05/16/2022	American Honda			65,000.00	65,000.00
12140	100	3133ELZM9	FEDERAL FARM CR	Interest	05/16/2022	Federal Farm Credit			62,500.00	62,500.00
12262	100	91412HGE7	UNVHGR 0.883%	Interest	05/16/2022	UNIVHGR			42,295.70	42,295.70
12300	100	3134GXBD5	FEDERAL HOME LN	Interest	05/16/2022	Federal Home Loan			27,000.00	27,000.00
12445	100	808513BR5	SCHW 1.15% MAT	Interest	05/16/2022	Charles Schwab			23,000.00	23,000.00
12446	100	45950VPX8	IFC 0.86% MAT	Interest	05/16/2022	IFCDN			43,000.00	43,000.00
12556	100	3130APRU1	FHLB 1.% MAT	Interest	05/16/2022	Federal Home Loan			50,000.00	50,000.00
12557	100	3130APRU1	FEDERAL HOME	Interest	05/16/2022	Federal Home Loan			125,000.00	125,000.00
11706	100	44932NAD2	HART 2.66% MAT	Interest	05/16/2022	Hyundai Auto Rec Tru			318.65	318.65
11706	100	44932NAD2	HART 2.66% MAT	Redemption	05/16/2022	Hyundai Auto Rec Tru		117,928.56		117,928.56
11726	100	36257FAD2	GM 2.65% MAT	Interest	05/16/2022	GM Financial			1,064.20	1,064.20
11726	100	36257FAD2	GM 2.65% MAT	Redemption	05/16/2022	GM Financial		130,759.96		130,759.96
11760	100	14042WAC4	COPAR 2.51% MAT	Interest	05/16/2022	Capital One Prime Au			975.91	975.91
11760	100	14042WAC4	COPAR 2.51% MAT	Redemption	05/16/2022	Capital One Prime Au		115,608.03		115,608.03
11777	100	34532DAD9	FORDO 2.235% MAT	Interest	05/16/2022	Ford Credit Auto Own			2,792.54	2,792.54
11777	100	34532DAD9	FORDO 2.235% MAT	Redemption	05/16/2022	Ford Credit Auto Own		371,167.95		371,167.95
11797	100	36257PAD0	GM 1.3% MAT	Interest	05/16/2022	GM Financial			1,327.57	1,327.57
11797	100	36257PAD0	GM 1.3% MAT	Redemption	05/16/2022	GM Financial		119,331.24		119,331.24

**Alameda County Investment Pool
Transaction Activity Report
Sorted by Fund - Transaction Date**

Investment #	Fund	CUSIP	Inv Descrip	TransactionType	TransactionDate	Issuer	New Principal	Principal Paydowns	Interest	Total Cash
11798	100	477870AC3	JDOT 2.21% MAT	Interest	05/16/2022	John Deere Owner			477.21	477.21
11798	100	477870AC3	JDOT 2.21% MAT	Redemption	05/16/2022	John Deere Owner		66,569.26		66,569.26
11829	100	43815NAC8	HART 1.78% MAT	Interest	05/16/2022	Hyundai Auto Rec Tru			2,110.97	2,110.97
11829	100	43815NAC8	HART 1.78% MAT	Redemption	05/16/2022	Hyundai Auto Rec Tru		242,718.21		242,718.21
11856	100	02007RAC3	ALLYA 1.93% MAT	Interest	05/16/2022	Ally Auto Receivable			4,783.26	4,783.26
11856	100	02007RAC3	ALLYA 1.93% MAT	Redemption	05/16/2022	Ally Auto Receivable		380,576.37		380,576.37
11859	100	14043TAF3	COPAR 1.92% MAT	Interest	05/16/2022	Capital One Prime Au			2,804.25	2,804.25
11859	100	14043TAF3	COPAR 1.92% MAT	Redemption	05/16/2022	Capital One Prime Au		220,523.00		220,523.00
11861	100	58769TAD7	MBART 1.94% MAT	Interest	05/16/2022	Mercedes Benz Auto			3,906.58	3,906.58
11861	100	58769TAD7	MBART 1.94% MAT	Redemption	05/16/2022	Mercedes Benz Auto		371,405.45		371,405.45
11892	100	254683CM5	DEXCRD 1.89% MAT	Interest	05/16/2022	Dexia Credit Card			15,198.75	15,198.75
11892	100	254683CM5	DEXCRD 1.89% MAT	Redemption	05/16/2022	Dexia Credit Card		362,315.71		362,315.71
11894	100	44891JAC2	HART 1.94% MAT	Interest	05/16/2022	Hyundai Auto Rec Tru			1,735.62	1,735.62
11894	100	44891JAC2	HART 1.94% MAT	Redemption	05/16/2022	Hyundai Auto Rec Tru		177,000.92		177,000.92
11905	100	89233MAD5	TAOT 1.92% MAT	Interest	05/16/2022	Toyota Auto Rec			4,919.72	4,919.72
11905	100	89233MAD5	TAOT 1.92% MAT	Redemption	05/16/2022	Toyota Auto Rec		366,499.21		366,499.21
11915	100	34531KAD4	FORDO 1.3% MAT	Interest	05/16/2022	Ford Credit Auto Own			5,831.67	5,831.67
11915	100	34531KAD4	FORDO 1.3% MAT	Redemption	05/16/2022	Ford Credit Auto Own		492,694.20		492,694.20
11942	100	02007TAC9	ALLYA 1.84% MAT	Interest	05/16/2022	Ally Auto Receivable			1,687.34	1,687.34
11942	100	02007TAC9	ALLYA 1.84% MAT	Redemption	05/16/2022	Ally Auto Receivable		142,696.81		142,696.81
11972	100	36258NAC6	GMCAR 1.84% MAT	Interest	05/16/2022	GM Financial			1,717.31	1,717.31
11972	100	36258NAC6	GMCAR 1.84% MAT	Redemption	05/16/2022	GM Financial		109,666.15		109,666.15
11977	100	14315XAC2	CARMX 1.3% MAT	Interest	05/16/2022	CarMax Auto Owner			3,247.99	3,247.99
11977	100	14315XAC2	CARMX 1.3% MAT	Redemption	05/16/2022	CarMax Auto Owner		149,854.89		149,854.89
11985	100	65479NAD6	NALT 1.8% MAT	Interest	05/16/2022	Nissan Auto Lease Tr			1.65	1.65
11985	100	65479NAD6	NALT 1.8% MAT	Redemption	05/16/2022	Nissan Auto Lease Tr				0.00
11988	100	41284UAD6	HDMOT 1.87% MAT	Interest	05/16/2022	Harley Davidson Moto			1,754.91	1,754.91
11988	100	41284UAD6	HDMOT 1.87% MAT	Redemption	05/16/2022	Harley Davidson Moto		142,137.41		142,137.41
12010	100	98162HAC4	WOLS 1.7% MAT	Interest	05/16/2022	World Omni			4,744.45	4,744.45
12010	100	98162HAC4	WOLS 1.7% MAT	Redemption	05/16/2022	World Omni		632,625.74		632,625.74
12019	100	14043MAC5	COPAR 1.6% MAT	Interest	05/16/2022	Capital One Prime Au			4,881.83	4,881.83
12019	100	14043MAC5	COPAR 1.6% MAT	Redemption	05/16/2022	Capital One Prime Au		308,083.08		308,083.08
12043	100	14043MAC5	COPAR 1.6% MAT	Interest	05/16/2022	Capital One Prime Au			5,695.47	5,695.47
12043	100	14043MAC5	COPAR 1.6% MAT	Redemption	05/16/2022	Capital One Prime Au		359,430.26		359,430.26
12304	100	3135GA2Z3	FEDERAL NATL MTG	Interest	05/17/2022	Federal National Mtg			28,000.00	28,000.00
12560	100	3130APLJ2	FEDERAL HOME	Interest	05/17/2022	Federal Home Loan			37,500.00	37,500.00
12563	100	3130APRE7	FEDERAL HOME	Interest	05/18/2022	Federal Home Loan			126,250.00	126,250.00
11971	100	14913Q3C1	CATERPILLAR FINL	Interest	05/19/2022	Caterpillar Inc.			146,250.00	146,250.00
12032	100	14913Q3C1	CATERPILLAR FINL	Interest	05/19/2022	Caterpillar Inc.			48,750.00	48,750.00
12447	100	3133EMZS4	FEDERAL FARM CR	Interest	05/19/2022	Federal Farm Credit			45,000.00	45,000.00

Portfolio POOL

RC

**Alameda County Investment Pool
Transaction Activity Report
Sorted by Fund - Transaction Date**

Investment #	Fund	CUSIP	Inv Descrip	TransactionType	TransactionDate	Issuer	New Principal	Principal Paydowns	Interest	Total Cash
12561	100	3130APNH4	FEDERAL HOME	Interest	05/19/2022	Federal Home Loan			60,000.00	60,000.00
12562	100	3130APQG3	FEDERAL HOME	Interest	05/19/2022	Federal Home Loan			120,000.00	120,000.00
12563	100	3130APRE7	FEDERAL HOME	Interest	05/19/2022	Federal Home Loan			126,250.00	126,250.00
12564	100	3133ENEJ5	FEDERAL FARM CR	Interest	05/19/2022	Federal Farm Credit			109,375.00	109,375.00
12716	100	SYS12716	CALBT 0.15% MAT	Interest	05/19/2022	California Bank & Tr			3,750.00	3,750.00
11923	100	43813VAC2	HART 1.83% MAT	Interest	05/19/2022	Hyundai Auto Rec Tru			9,366.72	9,366.72
11923	100	43813VAC2	HART 1.83% MAT	Redemption	05/19/2022	Hyundai Auto Rec Tru		670,391.91		670,391.91
12739	100	3134GXSS4	FEDERAL HOME LN	Purchase	05/20/2022	Federal Home Loan	25,000,000.00			-25,000,000.00
11914	100	02665WDF5	HNDA 1.95% MAT	Redemption	05/20/2022	American Honda		10,000,000.00		10,000,000.00
11911	100	31422BPC8	FAMCA 1.72% MAT	Interest	05/20/2022	Farmer Mac			172,000.00	172,000.00
11914	100	02665WDF5	HNDA 1.95% MAT	Interest	05/20/2022	American Honda			97,500.00	97,500.00
12144	100	3134GVWR5	FEDERAL HOME LN	Interest	05/22/2022	Federal Home Loan			78,125.00	78,125.00
12145	100	3135G04Q3	FNMA 0.25% MAT	Interest	05/22/2022	Federal National Mtg			25,000.00	25,000.00
12146	100	3135G04Q3	FNMA 0.25% MAT	Interest	05/22/2022	Federal National Mtg			18,750.00	18,750.00
12147	100	3135G04Q3	FNMA 0.25% MAT	Interest	05/22/2022	Federal National Mtg			18,750.00	18,750.00
12740	100	3130ARYU9	FEDERAL HOME	Purchase	05/23/2022	Federal Home Loan	10,000,000.00			-10,000,000.00
12571	100	3130APVJ1	FEDERAL HOME	Interest	05/23/2022	Federal Home Loan			112,500.00	112,500.00
12574	100	3130APWH4	FEDERAL HOME	Interest	05/23/2022	Federal Home Loan			55,937.51	55,937.51
12312	100	459058JM6	IBRD 0.25% MAT	Interest	05/24/2022	International Bank R			25,000.00	25,000.00
12313	100	459058JM6	IBRD 0.25% MAT	Interest	05/24/2022	International Bank R			18,750.00	18,750.00
12573	100	45950VQS8	IFC 0.61% MAT	Interest	05/24/2022	IFCDN			30,500.00	30,500.00
12710	100	SYS12710	EWEST 0.42% MAT	Interest	05/24/2022	East West Bank			7,000.00	7,000.00
12024	100	43813RAC1	HART 1.61% MAT	Interest	05/24/2022	Hyundai Auto Rec Tru			8,327.82	8,327.82
12024	100	43813RAC1	HART 1.61% MAT	Redemption	05/24/2022	Hyundai Auto Rec Tru		558,104.80		558,104.80
12525	100	46640QER8	JPSSC ZERO CPN	Redemption	05/25/2022	J.P. Morgan		50,000,000.00		50,000,000.00
12661	100	89233HER1	TOYOTA DISC NOTE	Redemption	05/25/2022	Toyota Motor Credit		50,000,000.00		50,000,000.00
12317	100	3135GA3G4	FEDERAL NATL MTG	Interest	05/25/2022	Federal National Mtg			20,000.00	20,000.00
12318	100	3134GXDZ4	FEDERAL HOME LN	Interest	05/25/2022	Federal Home Loan			33,750.00	33,750.00
12581	100	3130APWM3	FEDERAL HOME	Interest	05/25/2022	Federal Home Loan			51,041.67	51,041.67
12582	100	3130APWE1	FEDERAL HOME	Interest	05/25/2022	Federal Home Loan			109,375.01	109,375.01
12583	100	3130APWV3	FEDERAL HOME	Interest	05/25/2022	Federal Home Loan			127,604.18	127,604.18
12651	100	SYS12651	CBC 1.2% MAT	Interest	05/25/2022	California Bank of C			30,000.00	30,000.00
11858	100	05588CAC6	BMWOT 1.92% MAT	Interest	05/25/2022	BMW Vehicle Owner			1,657.89	1,657.89
11858	100	05588CAC6	BMWOT 1.92% MAT	Redemption	05/25/2022	BMW Vehicle Owner		178,782.93		178,782.93
12741	100	3130AS3H0	FEDERAL HOME	Purchase	05/26/2022	Federal Home Loan	25,000,000.00			-25,000,000.00
12321	100	3135G06H1	FNMA 0.25% MAT	Interest	05/27/2022	Federal National Mtg			18,750.00	18,750.00
12151	100	717081EX7	PFIZER INC, GLBL	Interest	05/31/2022	Pfizer			20,000.00	20,000.00
12453	100	06048WM31	BAC 1.25% MAT	Interest	05/31/2022	Bank of America Corp			62,500.00	62,500.00
12454	100	48128G3N8	JPM 1.2% MAT	Interest	05/31/2022	J.P. Morgan			30,000.00	30,000.00
12708	100	SYS12708	FREMNT 0.15% MAT	Interest	05/31/2022	Fremont Bank			129.17	129.17

**Alameda County Investment Pool
Transaction Activity Report
Sorted by Fund - Transaction Date**

Investment #	Fund	CUSIP	Inv Descrip	TransactionType	TransactionDate	Issuer	New Principal	Principal Paydowns	Interest	Total Cash
11920	100	13032UUZ9	CASMED 1.893%	Interest	06/01/2022	St. of California			18,930.00	18,930.00
12680	100	912828R69	UNITED STATES	Interest	06/01/2022	U.S. Treasury			406,250.00	406,250.00
12680	100	912828R69	UNITED STATES	Accr Int	06/01/2022	U.S. Treasury		316,964.31	-316,964.31	0.00
12179	100	31422BG53	FHLMC 0.35% MAT	Interest	06/29/2022	Federal Home Loan			26,250.00	26,250.00
Totals for General Fund							90,000,000.00	252,549,873.66	5,619,246.83	168,169,120.49
Grand Total							90,000,000.00	252,549,873.66	5,619,246.83	168,169,120.49