



T R E A S U R E R - T A X C O L L E C T O R

HENRY C. LEVY
TREASURER - TAX COLLECTOR

June 28, 2019

Board of Supervisors
County of Alameda
1221 Oak Street, 5th Floor
Oakland, CA 94612

Dear Board Members:

RE: Investment Report – May 2019

In accordance with the Treasurer’s investment policy, submitted herewith is a report of the cash pool investments for the month of May 2019. Enclosed with this report is a detailed composition of all outstanding investments by securities category as of May 31, 2019. This report reflects the market value and cost of purchase. All investments in the Treasurer’s investment portfolio conform to the statutory requirements of Government Code Section 53601 et. seq., authorities delegated by the County Board of Supervisors and the Treasurer’s investment policy.

As Of May 31, 2019

Treasurer’s Investment Pool – Book Value	\$ 6,477,514,415
Treasurer’s Investment Pool – Market Value	6,493,398,689
Total Cash in Bank	38,695,173
Total interest received during the month	12,860,217
Average Maturity of the portfolio	398 days
Annualized cash basis rate of return for the month	2.394%

Liquidity Summary of the Portfolio as Of May 31, 2019

Maturity	Amount	Percentage Held
1 to 90 days	\$ 2,073,009,134	32.00%
91 to 365 days	2,363,160,680	36.48%
2 years	724,029,316	11.18%
3 years	542,043,826	8.37%
4 years,	369,414,386	5.70%
5 years	405,857,074	6.27%
Total	\$ 6,477,514,415	100.00%

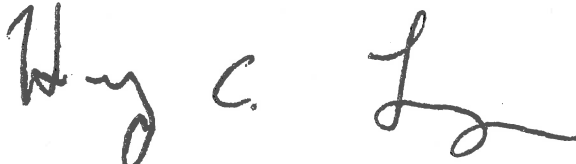
Conclusion

Based on investment activity during the month of May 2019, the Treasurer expects to meet all operating cash needs for the pool participants within the next six months from the portfolio's most liquid assets and current revenues. For your review, a copy of the Investment Status Report and transaction details for the month of May 2019 is attached and on file with the Office of the Clerk of the Board of Supervisors.

Vision 2026 Goal

The Investment Report meets the 10x goal of **Accessible Infrastructure** in support of our shared vision of **Prosperous and Vibrant Economy**.

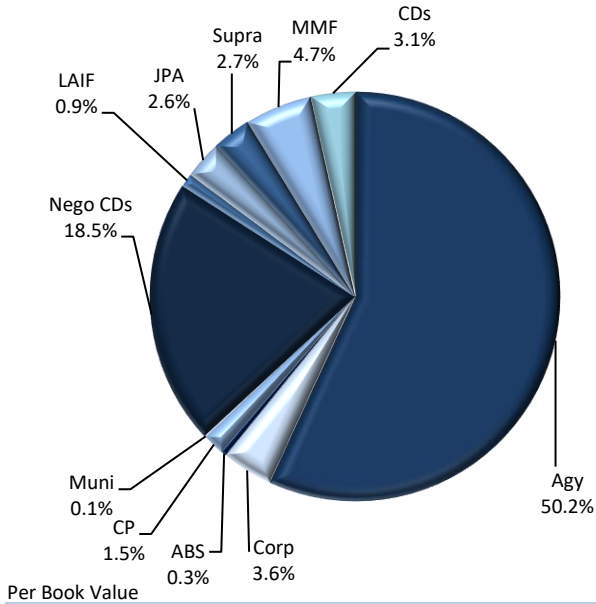
Very truly yours,

A handwritten signature in black ink, appearing to read "Henry C. Levy". The signature is written in a cursive style with a large initial "H" and a long, sweeping underline.

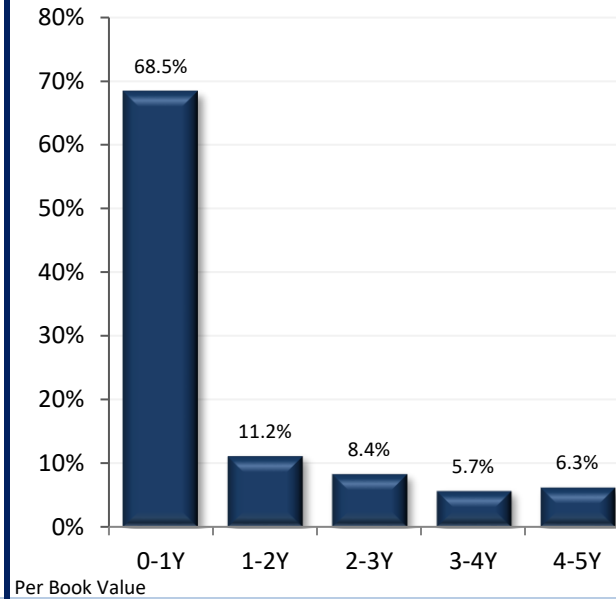
Henry C. Levy
Treasurer – Tax Collector

cc: Susan Muranishi, County Administrator
Melissa Wilk, Auditor-Controller
School District and Special District Participants
Members of the Treasury Oversight Committee

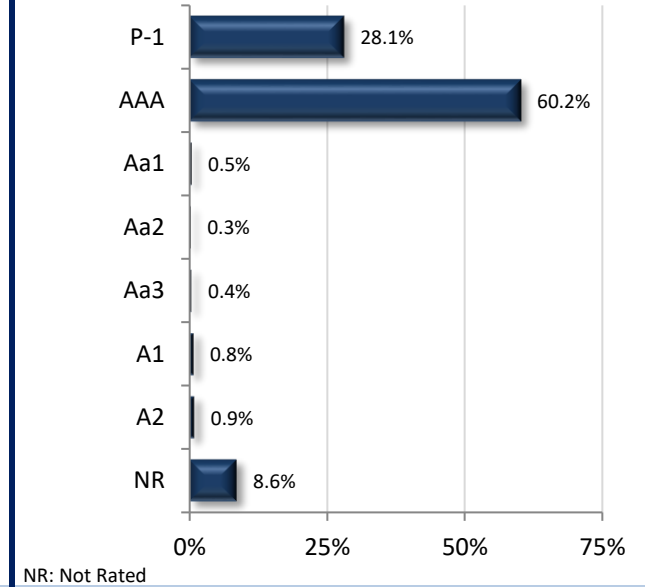
SECTOR ALLOCATION



MATURITY DISTRIBUTION



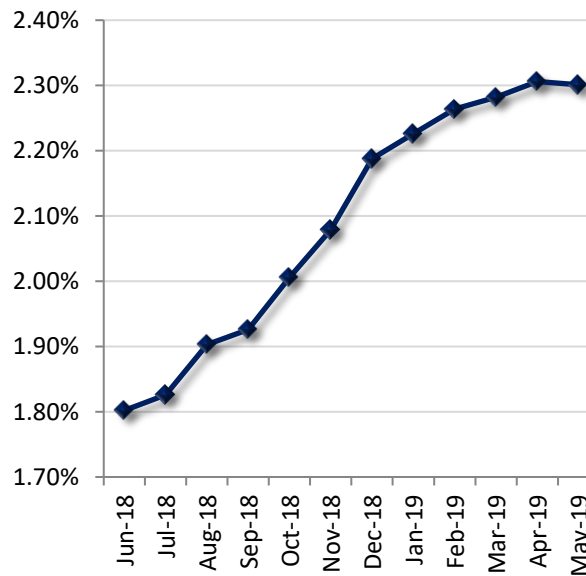
CREDIT QUALITY (MOODY'S)



ACCOUNT SUMMARY

	5/31/19	4/30/19
Market Value	\$6,493,398,689	\$6,687,739,338
Book Value*	\$6,477,514,415	\$6,684,548,617
Unrealized G/L	\$15,884,274	\$3,190,720
Par Value	\$6,496,570,000	\$6,705,570,000
Net Asset Value	\$100.245	\$100.048
Book Yield	2.30%	2.31%
Years to Maturity	1.09	1.09
Effective Duration	0.81	0.86

PORTFOLIO BOOK YIELD HISTORY



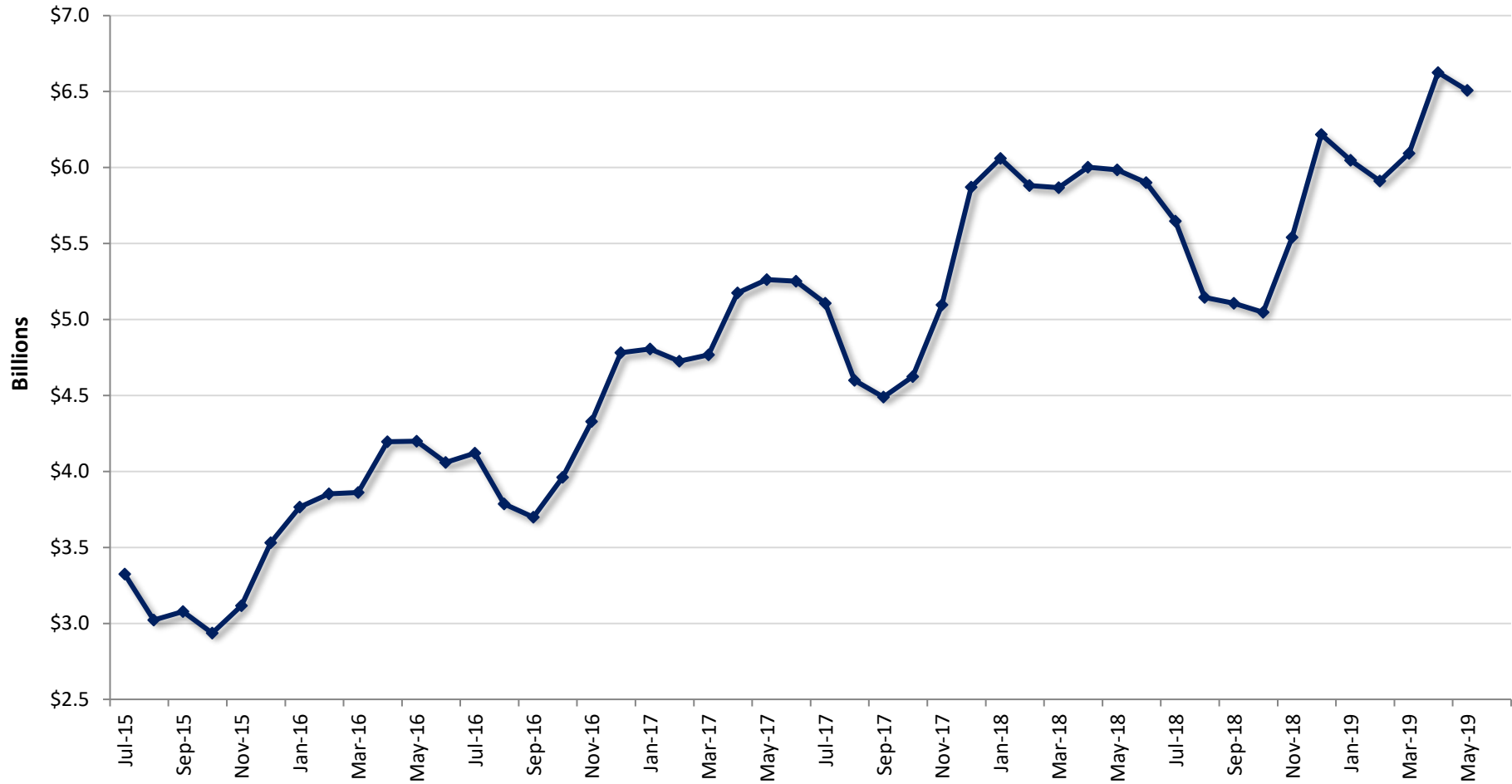
TOP ISSUERS

Issuer	% Portfolio
Federal Home Loan Mtg Corp	12.9%
Federal Home Loan Bank	11.3%
Federal National Mtg Assn	8.9%
U.S. Treasury	8.4%
Federal Farm Credit Bank	7.8%
FARMER MAC	4.3%
Toronto Dominion Bank	3.9%
Federal Home Loan Bk Disc Note	3.8%
MUFG UNION BANK	3.1%
NATXNY	3.1%
Nordea Bank Fin NY	3.1%
Treasury Bill	3.0%
International Bank Recon & D	2.7%
Federated Fund 117	2.7%
Bank of Montreal	2.3%

*Book Value is not Amortized

Per Book Value

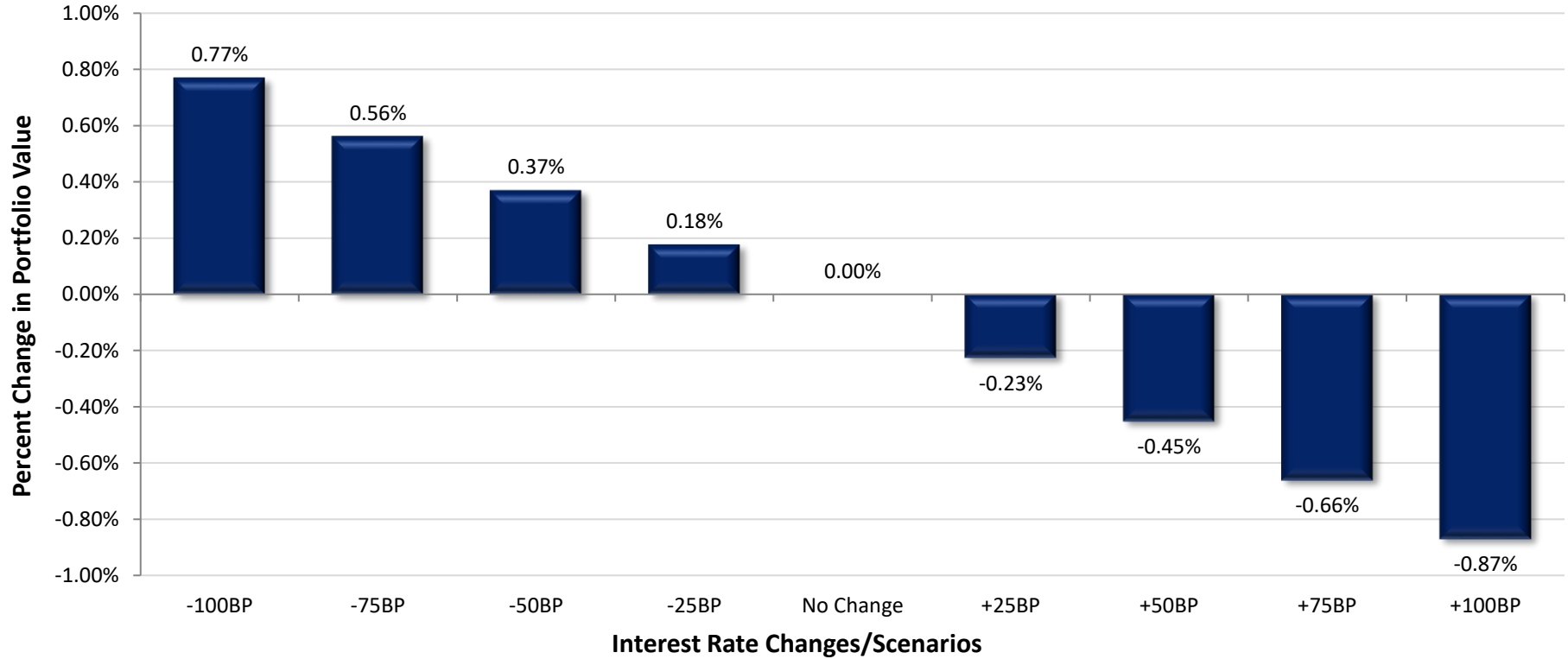
Item / Sector	Parameters	In Compliance
Weighted Average Maturity	Maximum WAM of 3.0 years	Yes 1.09 yrs
U.S. Treasury and Federal Agency Obligations	No sector limit; no issuer limit; max maturity 5 years	Yes 61.7%
Debt Issued by State of CA and Local Agencies within the State	No sector limit; no issuer limit; max maturity 5 years	Yes 0.1%
LAIF	Maximum amount permitted by LAIF (currently \$65 million limit)	Yes \$60 Mil
Joint Powers Authority (CAMP)	Max Limit: Twice the limit of LAIF deposits (currently \$130 million limit)	Yes \$130 Mil
Joint Powers Authority (CalTrust)	Max Limit: Twice the limit of LAIF deposits (currently \$130 million limit)	Yes \$40 Mil
Money Market Mutual Funds	20% limit; 5% per fund limit or \$75 Mil, whichever is lower (except for Nov, Dec, March, and April); SEC registered with stable NAV; No front-end loads; Rated AAAM or equivalent by at least two of the three rating agencies or advisor requirements	Yes 4.7%
Commercial Paper (Includes Asset Backed)	25% sector limit; Max maturity of 270 days; Rated A-1, P-1, or F-1; Total assets over \$500mm; Asset Backed CP Must have program-wide credit enhancements	Yes 1.5%
Negotiable CDs	30% limit; Minimum rating of A by rating agency if issued by domestic bank; Minimum rating of AA if a U.S. branch of a foreign bank; Max maturity of 1 year	Yes 18.5%
Collateralized/FDIC - Insured Time Deposits	Time deposits with banks and savings and loans associations located with the State, collateralized according to Government code	Yes 3.1%
Collateralized Money Market Bank Accounts	Deposit funds in interest-bearing active collateralized money market bank accounts	Yes 0.3%
Medium-Term Notes	30% limit; Max maturity 5 years; Minimum rating of A by rating a rating agency if maturing less than 3 years; minimum rating of AA if maturity is greater than 3 years	Yes 3.6%
Asset-Backed Securities	20% limit; Max maturity of 5 years; Minimum rating of AA or better by rating agency	Yes 0.3%
Repurchase Agreement	20% limit; Max maturity of 180 days; Must have 102% collateral; Collateral of agency and treasuries with final maturity not to exceed 5 years	Yes 0.0%
Supranationals	30% limit; Only IBRD, IFC, IADB; Max Maturity 5 years; Minimum rating of AA by a rating agency.; max maturity of 5 years	Yes 2.7%
Floaters, Structured Notes, Derivatives	15% limit for treasuries, agencies, and munis	Yes 0.0%



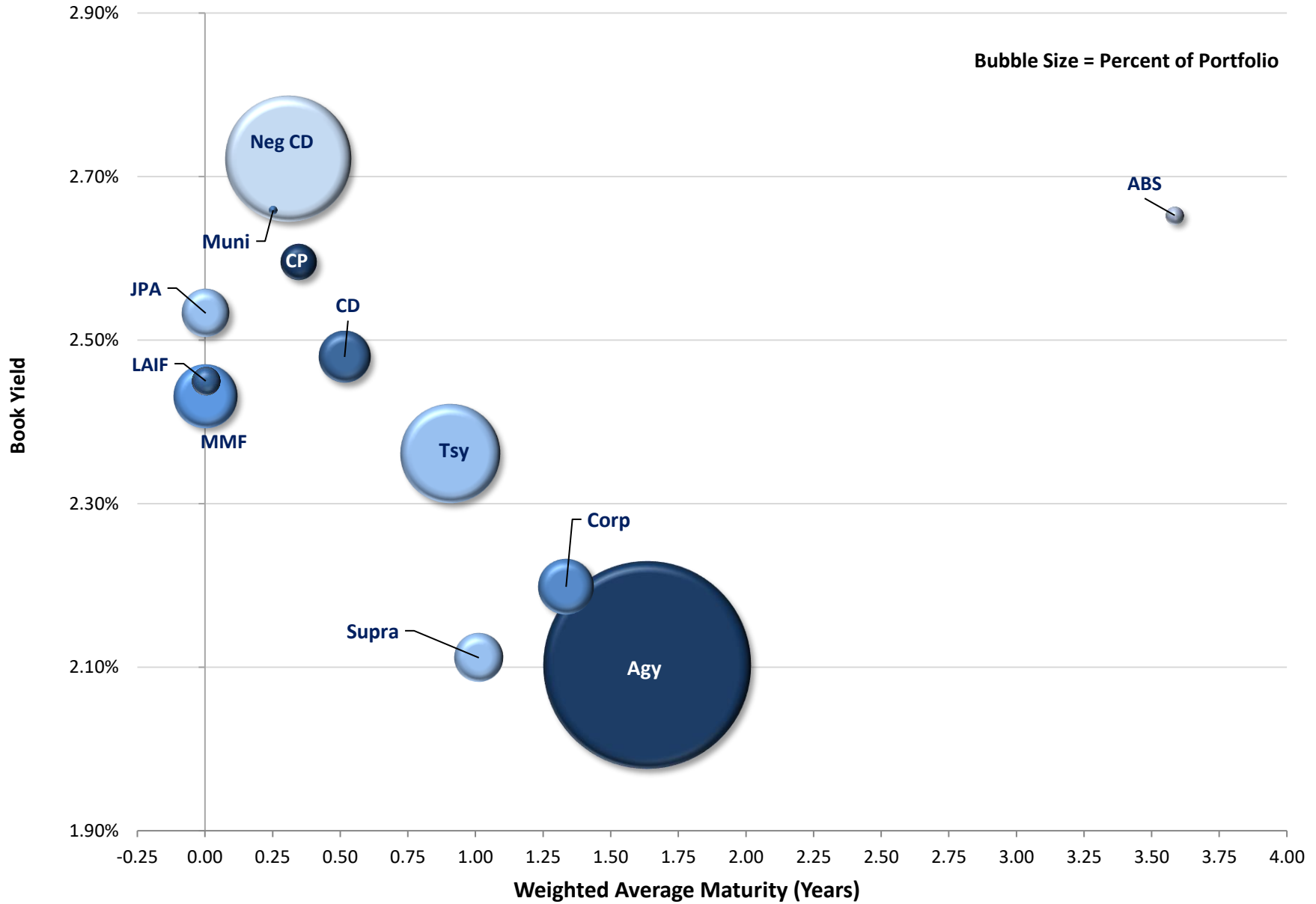
	Jul	Aug	Sep	Oct	Nov	Dec	Jan	Feb	Mar	Apr	May	Jun
Fiscal Year 2016	\$3.325	\$3.023	\$3.078	\$2.936	\$3.117	\$3.530	\$3.747	\$3.852	\$3.862	\$4.195	\$4.199	\$4.060
Fiscal Year 2017	\$4.120	\$3.786	\$3.698	\$3.962	\$4.328	\$4.781	\$4.807	\$4.726	\$4.767	\$5.174	\$5.263	\$5.253
Fiscal Year 2018	\$5.107	\$4.600	\$4.490	\$4.625	\$5.096	\$5.818	\$6.011	\$5.881	\$5.868	\$6.002	\$5.984	\$5.901
Fiscal Year 2019	\$5.648	\$5.146	\$5.108	\$5.047	\$5.540	\$6.217	\$6.047	\$5.912	\$6.093	\$6.626	\$6.507	

Figures in Billions, Average Daily Balance

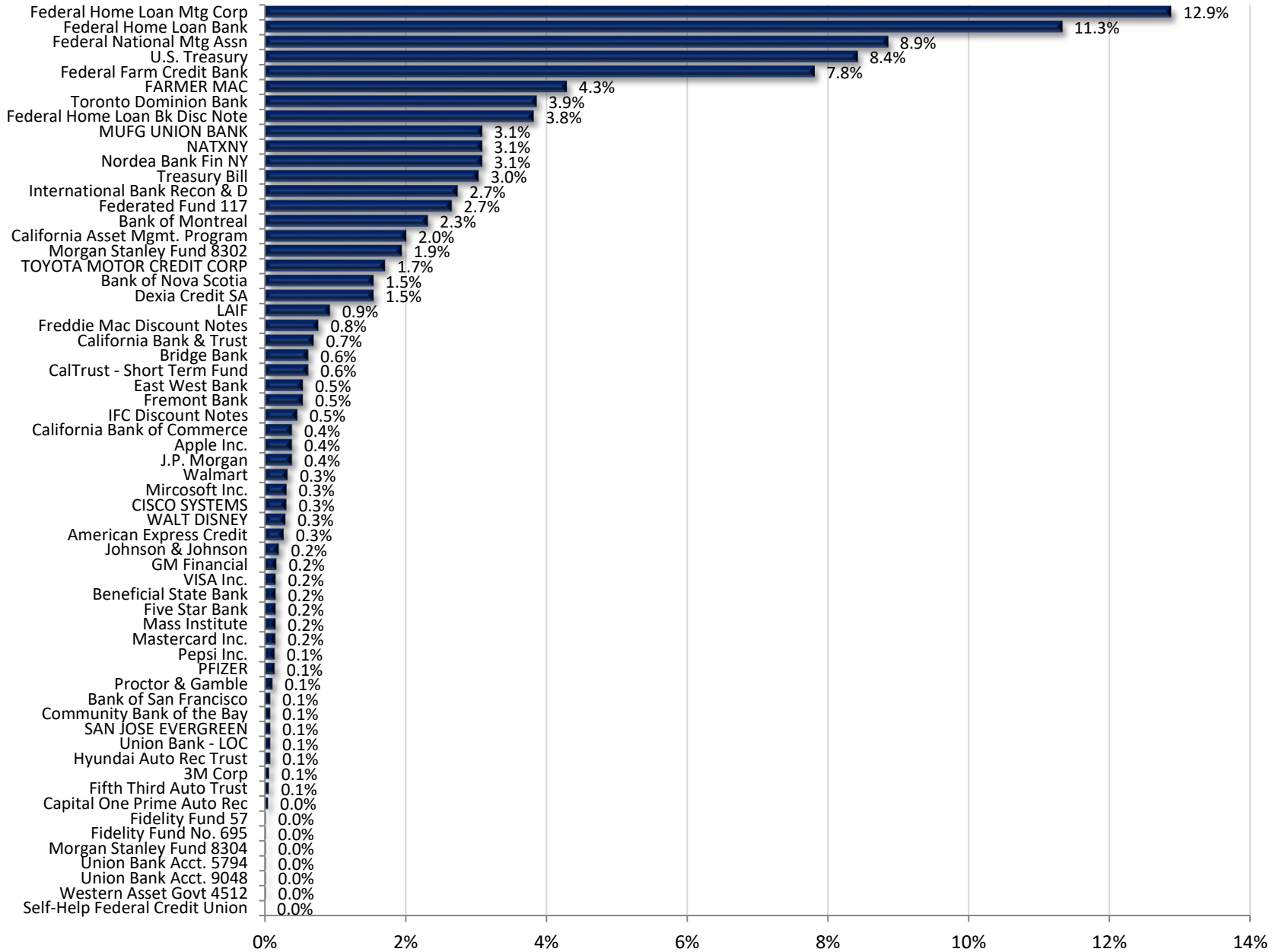
Instantaneous Interest Rate Changes and Approximate Change in Portfolio's Market Value



Int. Rate Change	Portfolio Value	Value Change	Percent Change
-100 Basis Points	\$6,543,397,859	\$49,999,170	0.77%
-75 Basis Points	\$6,529,898,083	\$36,499,394	0.56%
-50 Basis Points	\$6,517,398,291	\$23,999,602	0.37%
-25 Basis Points	\$6,504,898,498	\$11,499,809	0.18%
No Change	\$6,493,398,689	\$0	0.00%
+25 Basis Points	\$6,478,710,621	-\$14,688,068	-0.23%
+50 Basis Points	\$6,464,022,553	-\$29,376,136	-0.45%
+75 Basis Points	\$6,450,464,337	-\$42,934,352	-0.66%
+100 Basis Points	\$6,436,906,121	-\$56,492,569	-0.87%



*Note: Excludes Cash Balance



**Alameda County Investment Pool
Portfolio Management
Portfolio Details - Investments
May 31, 2019**

CUSIP	Investment #	Issuer	Average Balance	Purchase Date	Par Value	Market Value	Book Value	Stated Rate	YTM 365	Days to Maturity	Maturity Date
Non-Negotiable CDs											
SYS11754	11754	Five Star Bank		05/09/2019	10,000,000.00	10,000,000.00	10,000,000.00	2.420	2.454	160	11/08/2019
SYS11655	11655	Bank of San Francisco		02/07/2019	5,000,000.00	5,000,000.00	5,000,000.00	2.500	2.535	66	08/06/2019
SYS11690	11690	Bridge Bank		04/02/2019	40,000,000.00	40,000,000.00	40,000,000.00	2.390	2.423	123	10/02/2019
SYS11691	11691	Beneficial State Bank		04/03/2019	10,000,000.00	10,000,000.00	10,000,000.00	2.440	2.474	124	10/03/2019
SYS11730	11730	California Bank & Trust		04/17/2019	30,000,000.00	30,000,000.00	30,000,000.00	2.380	2.413	32	07/03/2019
SYS11667	11667	Community Bank of the Bay		03/07/2019	5,000,000.00	5,000,000.00	5,000,000.00	2.490	2.525	100	09/09/2019
SYS11758	11758	California Bank of Commerce		05/21/2019	10,000,000.00	10,000,000.00	10,000,000.00	2.250	2.281	364	05/30/2020
SYS11761	11761	California Bank of Commerce		05/30/2019	15,000,000.00	15,000,000.00	15,000,000.00	2.250	2.281	363	05/29/2020
SYS11757	11757	East West Bank		05/14/2019	35,000,000.00	35,000,000.00	35,000,000.00	2.800	2.839	164	11/12/2019
SYS11749	11749	Fremont Bank		04/30/2019	35,000,000.00	35,000,000.00	35,000,000.00	2.410	2.443	334	04/30/2020
SYS11669	11669	Self-Help Federal Credit Union		03/13/2019	170,000.00	170,000.00	170,000.00	2.100	2.129	286	03/13/2020
SYS11729	11729	Union Bank - LOC		04/17/2019	5,000,000.00	5,000,000.00	5,000,000.00	2.000	2.028	320	04/16/2020
Subtotal and Average			186,137,741.94		200,170,000.00	200,170,000.00	200,170,000.00	2.479	188		
Local Agency Investment Funds											
SYS10285	10285	LAIF		07/01/2013	60,000,000.00	60,000,000.00	60,000,000.00	2.450	2.450	1	
Subtotal and Average			60,000,000.00		60,000,000.00	60,000,000.00	60,000,000.00	2.450	1		
Joint Powers Authority											
SYS10470	10470	California Asset Mgmt. Program		06/28/2012	130,000,000.00	130,000,000.00	130,000,000.00	2.540	2.540	1	
SYS10472	10472	CalTrust - Short Term Fund		07/01/2013	40,000,000.00	40,000,000.00	40,000,000.00	2.510	2.510	1	
Subtotal and Average			170,000,000.00		170,000,000.00	170,000,000.00	170,000,000.00	2.533	1		
Money Market Mutual Funds											
608919718	11093	Federated Fund 117		09/30/2016	172,000,000.00	172,000,000.00	172,000,000.00	2.440	2.440	1	
316175504	10274	Fidelity Fund No. 695		06/28/2012	1,000,000.00	1,000,000.00	1,000,000.00	2.460	2.460	1	
316175108	11090	Fidelity Fund 57		09/30/2016	1,000,000.00	1,000,000.00	1,000,000.00	2.370	2.370	1	
61747C707	10280	Morgan Stanley Fund 8302		06/28/2013	126,000,000.00	126,000,000.00	126,000,000.00	2.420	2.420	1	
61747C582	11089	Morgan Stanley Fund 8304		09/30/2016	1,000,000.00	1,000,000.00	1,000,000.00	2.410	2.410	1	
52470G791	10318	Western Asset Govt 4512		08/15/2013	1,000,000.00	1,000,000.00	1,000,000.00	2.390	2.390	1	
Subtotal and Average			158,483,870.97		302,000,000.00	302,000,000.00	302,000,000.00	2.431	1		
Money Market Bank Accounts											
SYS10286	10286	California Bank & Trust		06/28/2013	15,000,000.00	15,000,000.00	15,000,000.00	1.750	1.750	1	
SYS10290	10290	Union Bank Acct. 5794		06/28/2013	1,000,000.00	1,000,000.00	1,000,000.00	1.000	1.000	1	

**Alameda County Investment Pool
Portfolio Management
Portfolio Details - Investments
May 31, 2019**

CUSIP	Investment #	Issuer	Average Balance	Purchase Date	Par Value	Market Value	Book Value	Stated Rate	YTM 365	Days to Maturity	Maturity Date
Money Market Bank Accounts											
SYS10291	10291	Union Bank Acct. 9048		06/28/2013	1,000,000.00	1,000,000.00	1,000,000.00	1.000	1.000	1	
Subtotal and Average			53,032,258.06		17,000,000.00	17,000,000.00	17,000,000.00		1.662	1	
Negotiable CDs											
06370RPW3	11613	Bank of Montreal		12/04/2018	50,000,000.00	50,039,000.00	50,000,000.00	2.920	2.961	60	07/31/2019
06370RRD3	11619	Bank of Montreal		12/11/2018	50,000,000.00	50,044,500.00	50,000,000.00	2.900	2.940	81	08/21/2019
06370RRE1	11620	Bank of Montreal		12/11/2018	50,000,000.00	50,040,000.00	50,000,000.00	2.900	2.940	67	08/07/2019
06417G3R7	11618	Bank of Nova Scotia		12/11/2018	50,000,000.00	50,031,000.00	50,000,000.00	2.890	2.930	60	07/31/2019
06417G5D6	11661	Bank of Nova Scotia		02/20/2019	50,000,000.00	49,702,500.00	50,000,000.00	2.610	2.646	88	08/28/2019
25215FEJ9	11611	Dexia Credit SA		12/04/2018	50,000,000.00	50,032,500.00	50,000,000.00	2.850	2.890	60	07/31/2019
25215FEQ3	11648	Dexia Credit SA		01/29/2019	50,000,000.00	50,024,500.00	50,000,000.00	2.680	2.717	109	09/18/2019
62478TY52	11682	MUFG UNION BANK		03/26/2019	50,000,000.00	50,013,000.00	50,000,000.00	2.600	2.636	111	09/20/2019
62478TZ69	11694	MUFG UNION BANK		04/05/2019	50,000,000.00	50,020,500.00	50,000,000.00	2.590	2.626	194	12/12/2019
62478TZ85	11714	MUFG UNION BANK		04/11/2019	50,000,000.00	50,015,500.00	50,000,000.00	2.570	2.606	205	12/23/2019
62478T3B3	11759	MUFG UNION BANK		05/24/2019	50,000,000.00	50,000,000.00	50,000,000.00	2.500	2.535	60	07/31/2019
63873NZM6	11599	NATXNY		11/21/2018	50,000,000.00	50,018,000.00	50,000,000.00	2.930	2.971	25	06/26/2019
63873NZW4	11612	NATXNY		12/04/2018	50,000,000.00	50,036,500.00	50,000,000.00	2.940	2.981	53	07/24/2019
63873NP39	11674	NATXNY		03/19/2019	50,000,000.00	50,036,500.00	50,000,000.00	2.690	2.727	151	10/30/2019
63873NR52	11695	NATXNY		04/05/2019	50,000,000.00	50,019,500.00	50,000,000.00	2.600	2.636	177	11/25/2019
65558TAJ4	11593	Nordea Bank Fin NY		11/15/2018	50,000,000.00	50,006,500.00	50,000,000.00	2.810	2.849	11	06/12/2019
65558TDN2	11650	Nordea Bank Fin NY		01/29/2019	50,000,000.00	50,020,000.00	50,000,000.00	2.670	2.707	60	07/31/2019
65558THZ1	11765	Nordea Bank Fin NY		05/31/2019	50,000,000.00	50,000,000.00	50,000,000.00	2.470	2.504	235	01/22/2020
65558TJA4	11766	Nordea Bank Fin NY		05/31/2019	50,000,000.00	50,000,000.00	50,000,000.00	2.470	2.504	244	01/31/2020
89114MYC5	11675	Toronto Dominion Bank		03/19/2019	50,000,000.00	50,033,500.00	50,000,000.00	2.630	2.667	165	11/13/2019
89114MZA8	11681	Toronto Dominion Bank		03/26/2019	50,000,000.00	50,018,500.00	50,000,000.00	2.580	2.616	123	10/02/2019
89114MZJ9	11684	Toronto Dominion Bank		03/28/2019	50,000,000.00	50,027,000.00	50,000,000.00	2.600	2.636	165	11/13/2019
89114MA80	11697	Toronto Dominion Bank		04/05/2019	50,000,000.00	50,014,500.00	50,000,000.00	2.580	2.616	95	09/04/2019
89114MM95	11763	Toronto Dominion Bank		05/31/2019	50,000,000.00	50,000,000.00	50,000,000.00	2.450	2.484	90	08/30/2019
Subtotal and Average			1,080,645,161.29		1,200,000,000.00	1,200,193,500.00	1,200,000,000.00		2.722	112	
Corporate Notes											
037833BD1	10648	Apple Inc.		05/13/2015	5,000,000.00	4,981,450.00	4,992,250.00	2.000	2.033	340	05/06/2020
037833CC2	11060	Apple Inc.		08/04/2016	5,000,000.00	4,924,600.00	4,993,050.00	1.550	1.579	795	08/04/2021
037833CB4	11061	Apple Inc.		08/04/2016	5,000,000.00	4,987,750.00	4,995,000.00	1.100	1.134	62	08/02/2019
037833CK4	11207	Apple Inc.		02/09/2017	10,000,000.00	9,963,700.00	9,995,100.00	1.900	1.917	251	02/07/2020

**Alameda County Investment Pool
Portfolio Management
Portfolio Details - Investments
May 31, 2019**

CUSIP	Investment #	Issuer	Average Balance	Purchase Date	Par Value	Market Value	Book Value	Stated Rate	YTM 365	Days to Maturity	Maturity Date
Corporate Notes											
0258M0EE5	11225	American Express Credit		03/03/2017	2,500,000.00	2,495,475.00	2,497,400.00	2.200	2.236	276	03/03/2020
0258MODT3	11686	American Express Credit		03/29/2019	15,000,000.00	14,961,450.00	14,961,450.00	2.375	2.600	360	05/26/2020
17275RBD3	11575	CISCO SYSTEMS		10/11/2018	10,000,000.00	9,964,400.00	9,779,300.00	2.200	3.180	638	02/28/2021
17275RAX0	11710	CISCO SYSTEMS		04/11/2019	10,000,000.00	10,076,944.44	10,066,044.44	2.450	2.560	380	06/15/2020
25468PDL7	11044	WALT DISNEY		07/12/2016	1,000,000.00	998,030.00	996,640.00	0.875	0.989	41	07/12/2019
25468PDU7	11292	WALT DISNEY		06/06/2017	5,000,000.00	4,974,250.00	4,994,200.00	1.800	1.840	370	06/05/2020
25468PDU7	11293	WALT DISNEY		06/06/2017	13,000,000.00	12,933,050.00	12,984,920.00	1.800	1.840	370	06/05/2020
478160BS2	10927	Johnson & Johnson		03/01/2016	2,000,000.00	1,975,060.00	2,000,000.00	1.650	1.650	639	03/01/2021
478160CD4	11226	Johnson & Johnson		03/03/2017	11,000,000.00	11,027,060.00	10,970,080.00	2.250	2.308	1,006	03/03/2022
46625HNX4	11687	J.P. Morgan		03/29/2019	25,000,000.00	25,011,250.00	24,975,000.00	2.550	2.614	516	10/29/2020
575718AC5	11597	Mass Institute		11/20/2018	10,000,000.00	9,996,800.00	9,964,000.00	2.051	1.819	30	07/01/2019
57636QAF1	11737	Mastercard Inc.		04/25/2019	10,000,000.00	9,913,200.00	9,856,500.00	2.000	2.580	904	11/21/2021
88579YBA8	11567	3M Corp		09/14/2018	4,000,000.00	4,065,880.00	3,991,800.00	3.000	3.072	836	09/14/2021
594918BG8	10819	Mircosoft Inc.		11/03/2015	2,000,000.00	1,994,700.00	1,998,400.00	2.000	2.017	521	11/03/2020
594918BN3	11062	Mircosoft Inc.		08/08/2016	4,000,000.00	3,990,040.00	3,995,880.00	1.100	1.135	68	08/08/2019
594918BP8	11063	Mircosoft Inc.		08/08/2016	2,000,000.00	1,970,780.00	1,997,900.00	1.550	1.572	799	08/08/2021
594918BN3	11064	Mircosoft Inc.		08/08/2016	5,000,000.00	4,987,550.00	4,994,850.00	1.100	1.135	68	08/08/2019
594918BP8	11065	Mircosoft Inc.		08/08/2016	7,000,000.00	6,897,730.00	6,992,650.00	1.550	1.572	799	08/08/2021
713448DX3	11333	Pepsi Inc.		10/10/2017	9,000,000.00	8,963,190.00	8,998,200.00	2.000	2.006	684	04/15/2021
717081EB5	11142	PFIZER		11/21/2016	9,000,000.00	8,965,890.00	8,993,520.00	1.700	1.724	197	12/15/2019
742718EQ8	11126	Proctor & Gamble		11/03/2016	5,000,000.00	4,937,050.00	4,989,750.00	1.700	1.743	886	11/03/2021
742718EZ8	11354	Proctor & Gamble		10/25/2017	2,000,000.00	1,990,520.00	1,999,300.00	1.750	1.768	146	10/25/2019
89236TBP9	11478	TOYOTA MOTOR CREDIT CORP		04/13/2018	12,000,000.00	11,991,600.00	11,943,720.00	2.125	2.503	47	07/18/2019
92826CAB8	11709	VISA Inc.		04/11/2019	10,000,000.00	10,053,400.00	10,020,000.00	2.200	2.515	562	12/14/2020
931142DU4	11342	Walmart		10/20/2017	5,000,000.00	4,995,350.00	4,999,600.00	2.350	2.351	1,293	12/15/2022
931142DY6	11343	Walmart		10/20/2017	4,000,000.00	3,989,360.00	3,999,920.00	1.750	1.751	130	10/09/2019
931142EA7	11344	Walmart		10/20/2017	5,000,000.00	4,974,250.00	4,992,750.00	1.900	1.947	563	12/15/2020
931142EJ8	11535	Walmart		06/27/2018	3,000,000.00	3,050,430.00	2,999,850.00	3.125	3.127	753	06/23/2021
931142EK5	11536	Walmart		06/27/2018	2,000,000.00	2,077,700.00	1,999,460.00	3.400	3.406	1,486	06/26/2023
931142EG4	11537	Walmart		06/27/2018	2,000,000.00	2,009,620.00	1,999,380.00	2.850	2.866	388	06/23/2020
Subtotal and Average			252,979,858.55		231,500,000.00	231,089,509.44	230,927,864.44	2.198	487		
Washington Supranational Obligation											
45905UZJ6	11135	International Bank Recon & D		11/16/2016	10,000,000.00	9,949,800.00	9,974,100.00	1.300	1.390	146	10/25/2019
459058FS7	11159	International Bank Recon & D		12/12/2016	15,000,000.00	14,905,950.00	14,821,950.00	1.125	1.537	179	11/27/2019

**Alameda County Investment Pool
Portfolio Management
Portfolio Details - Investments
May 31, 2019**

CUSIP	Investment #	Issuer	Average Balance	Purchase Date	Par Value	Market Value	Book Value	Stated Rate	YTM 365	Days to Maturity	Maturity Date
Washington Supranational Obligation											
45905UZJ6	11227	International Bank Recon & D		03/03/2017	10,000,000.00	9,949,800.00	9,920,000.00	1.300	1.610	146	10/25/2019
45905UQ56	11353	International Bank Recon & D		10/25/2017	25,000,000.00	24,963,500.00	25,000,000.00	1.650	1.650	61	08/01/2019
45905UQ49	11356	International Bank Recon & D		10/26/2017	25,000,000.00	24,896,750.00	25,000,000.00	1.800	1.800	426	07/31/2020
459058FQ1	11381	International Bank Recon & D		11/30/2017	15,000,000.00	14,939,850.00	14,816,700.00	1.200	1.881	121	09/30/2019
459058FQ1	11386	International Bank Recon & D		12/01/2017	15,000,000.00	14,939,850.00	14,815,200.00	1.200	1.885	121	09/30/2019
45905UQ80	11464	International Bank Recon & D		03/27/2018	10,000,000.00	9,969,500.00	9,839,000.00	1.950	2.292	527	11/09/2020
45905UQ80	11538	International Bank Recon & D		06/28/2018	10,000,000.00	9,969,500.00	9,826,900.00	1.950	2.710	527	11/09/2020
459058GH0	11544	International Bank Recon & D		07/25/2018	10,000,000.00	10,154,700.00	9,976,600.00	2.750	2.832	783	07/23/2021
45905UQ80	11555	International Bank Recon & D		08/30/2018	10,000,000.00	9,969,500.00	9,813,622.60	1.950	2.832	527	11/09/2020
45905UY32	11621	International Bank Recon & D		12/11/2018	23,500,000.00	24,076,690.00	23,500,000.00	3.170	3.169	888	11/05/2021
Subtotal and Average			177,316,087.92		178,500,000.00	178,685,390.00	177,304,072.60		2.112	370	
Commercial Paper Disc. -Amortizing											
89233HZC1	11696	TOYOTA MOTOR CREDIT CORP		04/05/2019	50,000,000.00	49,341,500.00	49,118,013.89	2.530	2.648	194	12/12/2019
89233HUX0	11722	TOYOTA MOTOR CREDIT CORP		04/16/2019	50,000,000.00	49,801,000.00	49,633,416.67	2.490	2.543	60	07/31/2019
Subtotal and Average			143,331,996.87		100,000,000.00	99,142,500.00	98,751,430.56		2.595	127	
Agency Bullets (Aaa/AA+)											
3132X0Q53	11469	FARMER MAC		03/29/2018	10,000,000.00	10,099,600.00	9,995,100.00	2.600	2.617	667	03/29/2021
3132X0U25	11486	FARMER MAC		04/19/2018	30,000,000.00	30,860,400.00	29,982,000.00	2.800	2.813	1,418	04/19/2023
3132X0U25	11487	FARMER MAC		04/19/2018	40,000,000.00	41,147,200.00	39,976,000.00	2.800	2.813	1,418	04/19/2023
3132X0U25	11488	FARMER MAC		04/19/2018	30,000,000.00	30,860,400.00	29,982,000.00	2.800	2.813	1,418	04/19/2023
31422BEV8	11731	FARMER MAC		04/22/2019	50,000,000.00	50,441,500.00	50,000,000.00	2.485	2.485	856	10/04/2021
31422BEX4	11736	FARMER MAC		04/24/2019	50,000,000.00	50,578,500.00	50,000,000.00	2.475	2.475	1,221	10/04/2022
3133EHHB2	11265	Federal Farm Credit Bank		04/27/2017	5,000,000.00	4,966,550.00	4,986,500.00	1.450	1.542	331	04/27/2020
3133EJHL6	11459	Federal Farm Credit Bank		03/27/2018	10,000,000.00	9,992,800.00	9,992,800.00	2.375	2.412	300	03/27/2020
3133EJHL6	11460	Federal Farm Credit Bank		03/27/2018	10,000,000.00	9,984,000.00	9,984,000.00	2.375	2.457	300	03/27/2020
3130A7CV5	10911	Federal Home Loan Bank		02/18/2016	5,000,000.00	4,944,550.00	4,979,800.00	1.375	1.459	628	02/18/2021
3130A7CV5	10912	Federal Home Loan Bank		02/18/2016	15,000,000.00	14,833,650.00	14,939,400.00	1.375	1.459	628	02/18/2021
3130ACM92	11334	Federal Home Loan Bank		10/13/2017	10,000,000.00	9,965,000.00	9,982,300.00	1.500	1.679	142	10/21/2019
3130ACM92	11335	Federal Home Loan Bank		10/13/2017	10,000,000.00	9,965,000.00	9,982,300.00	1.500	1.679	142	10/21/2019
3130ACM92	11336	Federal Home Loan Bank		10/13/2017	10,000,000.00	9,965,000.00	9,982,300.00	1.500	1.679	142	10/21/2019
3130ADUJ9	11455	Federal Home Loan Bank		03/16/2018	15,000,000.00	15,008,700.00	14,997,300.00	2.375	2.384	303	03/30/2020
3130ADUJ9	11456	Federal Home Loan Bank		03/16/2018	15,000,000.00	15,008,700.00	14,997,300.00	2.375	2.384	303	03/30/2020
3130ADR53	11458	Federal Home Loan Bank		03/20/2018	10,000,000.00	10,000,200.00	10,000,000.00	2.350	2.350	293	03/20/2020

**Alameda County Investment Pool
Portfolio Management
Portfolio Details - Investments
May 31, 2019**

CUSIP	Investment #	Issuer	Average Balance	Purchase Date	Par Value	Market Value	Book Value	Stated Rate	YTM 365	Days to Maturity	Maturity Date
Agency Bullets (Aaa/AA+)											
3135G0T29	11218	Federal National Mtg Assn		02/28/2017	10,000,000.00	9,946,000.00	9,993,600.00	1.500	1.522	272	02/28/2020
3135G0T29	11219	Federal National Mtg Assn		02/28/2017	10,000,000.00	9,946,000.00	9,993,600.00	1.500	1.147	272	02/28/2020
3135G0V34	11657	Federal National Mtg Assn		02/08/2019	20,000,000.00	20,445,600.00	19,925,600.00	2.500	2.580	1,710	02/05/2024
3135G0V34	11658	Federal National Mtg Assn		02/08/2019	20,000,000.00	20,445,600.00	19,925,600.00	2.500	2.580	1,710	02/05/2024
Subtotal and Average			384,597,500.00		385,000,000.00	389,404,950.00	384,597,500.00		2.380	942	
Federal Agency Disc. -Amortizing											
313384HJ1	11594	Federal Home Loan Bk Disc Note		11/16/2018	50,000,000.00	49,925,500.00	49,229,166.67	2.500	2.604	25	06/26/2019
313384HY8	11641	Federal Home Loan Bk Disc Note		12/28/2018	50,000,000.00	49,880,000.00	49,325,041.67	2.505	2.608	39	07/10/2019
313384NA3	11673	Federal Home Loan Bk Disc Note		03/19/2019	50,000,000.00	49,561,500.00	49,280,548.61	2.455	2.556	137	10/16/2019
313384GT0	11743	Federal Home Loan Bk Disc Note		04/29/2019	50,000,000.00	49,974,000.00	49,856,666.67	2.400	2.474	10	06/11/2019
313384KQ1	11762	Federal Home Loan Bk Disc Note		05/30/2019	50,000,000.00	49,748,500.00	49,737,312.50		2.413	79	08/19/2019
313396HD8	11591	Freddie Mac Discount Notes		11/15/2018	50,000,000.00	49,941,500.00	49,249,111.11	2.480	2.583	20	06/21/2019
459516GW4	11701	IFC Discount Notes		04/09/2019	30,000,000.00	29,978,700.00	29,867,175.00	2.415	2.494	13	06/14/2019
Subtotal and Average			405,734,810.81		330,000,000.00	329,009,700.00	326,545,022.23		2.535	48	
Treasury Notes and Bonds											
912828T6	11324	U.S. Treasury		09/21/2017	50,000,000.00	49,853,500.00	49,816,406.25	1.250	1.442	91	08/31/2019
912828V31	11624	U.S. Treasury		12/13/2018	50,000,000.00	49,707,000.00	49,271,484.38	1.375	2.741	228	01/15/2020
912828VV9	11702	U.S. Treasury		04/09/2019	50,000,000.00	50,111,489.13	49,933,848.51	2.125	2.391	457	08/31/2020
912828F21	11712	U.S. Treasury		04/11/2019	50,000,000.00	50,250,933.06	49,803,417.44	2.125	2.316	852	09/30/2021
912828H52	11713	U.S. Treasury		04/11/2019	50,000,000.00	49,765,356.35	49,652,106.35	1.250	2.430	244	01/31/2020
912828H52	11715	U.S. Treasury		04/11/2019	50,000,000.00	49,765,356.35	49,652,106.35	1.250	2.430	244	01/31/2020
912828TH3	11723	U.S. Treasury		04/16/2019	50,000,000.00	49,965,142.27	49,871,892.27	0.875	2.375	60	07/31/2019
912828TH3	11724	U.S. Treasury		04/16/2019	50,000,000.00	49,965,142.27	49,875,798.52	0.875	2.348	60	07/31/2019
912828H52	11734	U.S. Treasury		04/23/2019	100,000,000.00	99,572,149.17	99,372,992.92	1.250	2.444	244	01/31/2020
912828D1	11744	U.S. Treasury		04/29/2019	50,000,000.00	48,981,092.39	48,205,842.39	1.375	2.304	1,552	08/31/2023
Subtotal and Average			616,012,010.05		550,000,000.00	547,937,160.99	545,455,895.38		2.333	386	
Treasury Discounts -Amortizing											
912796QR3	11625	Treasury Bill		12/17/2018	50,000,000.00	49,856,500.00	49,263,375.00	2.490	2.593	47	07/18/2019
912796RT8	11692	Treasury Bill		04/05/2019	50,000,000.00	49,335,000.00	49,119,777.78	2.330	2.429	215	01/02/2020
912796RT8	11693	Treasury Bill		04/05/2019	50,000,000.00	49,335,000.00	49,121,666.67	2.325	2.423	215	01/02/2020
912796RY7	11764	Treasury Bill		05/31/2019	50,000,000.00	49,250,000.00	49,247,666.67	2.220	2.310	243	01/30/2020
Subtotal and Average			195,290,304.44		200,000,000.00	197,776,500.00	196,752,486.12		2.439	180	

**Alameda County Investment Pool
Portfolio Management
Portfolio Details - Investments
May 31, 2019**

CUSIP	Investment #	Issuer	Average Balance	Purchase Date	Par Value	Market Value	Book Value	Stated Rate	YTM 365	Days to Maturity	Maturity Date
Agency Callables (Aaa/AA+)											
31422BEK2	11699	FARMER MAC		04/09/2019	12,000,000.00	12,033,840.00	11,988,000.00	2.760	2.782	1,774	04/09/2024
31422BEK2	11700	FARMER MAC		04/09/2019	6,000,000.00	6,016,920.00	5,985,000.00	2.760	2.814	1,774	04/09/2024
31422BFL9	11755	FARMER MAC		05/10/2019	25,000,000.00	25,250,500.00	25,000,000.00	2.400	2.400	1,735	03/01/2024
31422BKF1	11756	FARMER MAC		05/10/2019	25,000,000.00	25,258,000.00	25,000,000.00	2.400	2.400	1,796	05/01/2024
3133EFMD6	10811	Federal Farm Credit Bank		10/29/2015	9,000,000.00	8,986,410.00	9,000,000.00	1.340	1.340	58	07/29/2019
3133EFZ26	10954	Federal Farm Credit Bank		04/07/2016	15,000,000.00	14,900,100.00	15,000,000.00	1.400	1.400	311	04/07/2020
3133EF2L0	10956	Federal Farm Credit Bank		04/13/2016	10,000,000.00	9,917,600.00	10,000,000.00	1.400	1.400	317	04/13/2020
3133EF2L0	10957	Federal Farm Credit Bank		04/15/2016	15,000,000.00	14,876,400.00	15,000,000.00	1.400	1.400	317	04/13/2020
3133EF2L0	10961	Federal Farm Credit Bank		04/19/2016	15,000,000.00	14,876,400.00	15,000,000.00	1.400	1.400	317	04/13/2020
3133EF5Y9	10977	Federal Farm Credit Bank		05/04/2016	9,700,000.00	9,636,368.00	9,700,000.00	1.470	1.470	338	05/04/2020
3133EGDW2	11008	Federal Farm Credit Bank		06/08/2016	10,000,000.00	9,933,800.00	10,000,000.00	1.520	1.520	373	06/08/2020
3133EGDW2	11009	Federal Farm Credit Bank		06/08/2016	10,000,000.00	9,933,800.00	10,000,000.00	1.520	1.520	373	06/08/2020
3133EGFY6	11014	Federal Farm Credit Bank		06/16/2016	15,000,000.00	14,906,700.00	15,000,000.00	1.400	1.400	289	03/16/2020
3133EGGS8	11017	Federal Farm Credit Bank		06/27/2016	15,000,000.00	14,988,600.00	15,000,000.00	1.200	1.200	26	06/27/2019
3133EGHP3	11022	Federal Farm Credit Bank		06/29/2016	10,000,000.00	9,935,800.00	10,000,000.00	1.420	1.420	394	06/29/2020
3133EGHQ1	11027	Federal Farm Credit Bank		06/29/2016	20,000,000.00	19,882,200.00	20,000,000.00	1.470	1.470	394	06/29/2020
3133EGQR9	11067	Federal Farm Credit Bank		08/18/2016	12,000,000.00	11,922,600.00	12,000,000.00	1.250	1.250	254	02/10/2020
3133EGVJ1	11085	Federal Farm Credit Bank		09/26/2016	10,000,000.00	9,967,500.00	10,000,000.00	1.160	1.160	117	09/26/2019
3133EGXK6	11098	Federal Farm Credit Bank		10/11/2016	10,000,000.00	9,962,000.00	10,000,000.00	1.120	1.120	132	10/11/2019
3133EGZE8	11108	Federal Farm Credit Bank		10/24/2016	15,000,000.00	14,941,950.00	15,000,000.00	1.210	1.210	145	10/24/2019
3133EGZE8	11109	Federal Farm Credit Bank		10/24/2016	10,000,000.00	9,961,300.00	10,000,000.00	1.210	1.210	145	10/24/2019
3133EGU52	11160	Federal Farm Credit Bank		12/13/2016	15,000,000.00	14,970,300.00	15,000,000.00	1.490	1.490	104	09/13/2019
3133EGU52	11161	Federal Farm Credit Bank		12/13/2016	7,000,000.00	6,986,140.00	7,000,000.00	1.490	1.490	104	09/13/2019
3133EGU60	11164	Federal Farm Credit Bank		12/14/2016	5,000,000.00	4,987,350.00	4,996,250.00	1.820	1.841	471	09/14/2020
3133EGU60	11165	Federal Farm Credit Bank		12/14/2016	15,000,000.00	14,962,050.00	15,000,000.00	1.820	1.820	471	09/14/2020
3133EGG66	11169	Federal Farm Credit Bank		12/15/2016	9,000,000.00	8,956,260.00	8,905,500.00	1.130	1.499	167	11/15/2019
3133EGW92	11171	Federal Farm Credit Bank		12/19/2016	20,000,000.00	19,910,600.00	20,000,000.00	1.500	1.500	201	12/19/2019
3133EG3J2	11186	Federal Farm Credit Bank		01/10/2017	10,000,000.00	9,960,300.00	10,000,000.00	1.550	1.550	223	01/10/2020
3133EG7D1	11209	Federal Farm Credit Bank		02/15/2017	10,000,000.00	9,970,500.00	10,000,000.00	1.550	1.550	167	11/15/2019
3133EGXK6	11211	Federal Farm Credit Bank		02/15/2017	5,000,000.00	4,981,000.00	4,959,500.00	1.120	1.432	132	10/11/2019
3133EHCA9	11231	Federal Farm Credit Bank		03/31/2017	5,000,000.00	4,983,100.00	5,000,000.00	1.760	1.760	286	03/13/2020
3133EHZF3	11323	Federal Farm Credit Bank		09/19/2017	10,000,000.00	9,995,300.00	10,000,000.00	1.375	1.375	18	06/19/2019
3133EHW58	11374	Federal Farm Credit Bank		11/27/2017	10,000,000.00	9,981,900.00	9,997,100.00	1.900	1.936	545	11/27/2020
3133EGHD0	11375	Federal Farm Credit Bank		11/27/2017	13,000,000.00	12,989,340.00	12,865,937.50	1.120	1.783	26	06/27/2019
3133EFKY2	11385	Federal Farm Credit Bank		12/01/2017	17,000,000.00	16,943,050.00	16,843,260.00	1.360	1.854	149	10/28/2019
3133EH2C6	11394	Federal Farm Credit Bank		12/08/2017	15,000,000.00	14,968,500.00	15,000,000.00	1.970	1.970	373	06/08/2020

Portfolio POOL
RC
PM (PRF_PM2) 7.3.0

**Alameda County Investment Pool
Portfolio Management
Portfolio Details - Investments
May 31, 2019**

CUSIP	Investment #	Issuer	Average Balance	Purchase Date	Par Value	Market Value	Book Value	Stated Rate	YTM 365	Days to Maturity	Maturity Date
Agency Callables (Aaa/AA+)											
3133EGQQ1	11407	Federal Farm Credit Bank		12/22/2017	10,000,000.00	9,916,200.00	9,825,370.00	1.300	2.050	349	05/15/2020
3133EJKY4	11475	Federal Farm Credit Bank		04/13/2018	10,000,000.00	10,014,500.00	9,995,500.00	2.375	2.398	317	04/13/2020
3133EJKY4	11476	Federal Farm Credit Bank		04/13/2018	10,000,000.00	10,014,500.00	9,994,180.00	2.375	2.405	317	04/13/2020
3133EJLZ0	11493	Federal Farm Credit Bank		04/23/2018	10,000,000.00	10,113,300.00	9,985,900.00	2.625	2.674	692	04/23/2021
3133EJGJ2	11521	Federal Farm Credit Bank		06/12/2018	10,000,000.00	10,000,200.00	9,965,000.00	2.470	2.630	472	09/15/2020
3133EJZ28	11614	Federal Farm Credit Bank		12/05/2018	10,000,000.00	10,000,500.00	10,000,000.00	3.370	3.370	1,283	12/05/2022
3133EJ7H6	11660	Federal Farm Credit Bank		02/13/2019	10,000,000.00	10,000,300.00	10,000,000.00	2.800	2.801	1,077	05/13/2022
3133EKAY2	11662	Federal Farm Credit Bank		02/22/2019	10,000,000.00	10,000,300.00	10,000,000.00	2.720	2.720	997	02/22/2022
3133EHXZ1	11665	Federal Farm Credit Bank		02/26/2019	10,000,000.00	10,000,000.00	9,803,000.00	2.000	2.585	1,199	09/12/2022
3133EKGV2	11717	Federal Farm Credit Bank		04/12/2019	15,000,000.00	15,002,250.00	14,990,250.00	2.510	2.549	591	01/12/2021
3130A6MH7	10805	Federal Home Loan Bank		10/28/2015	5,000,000.00	4,965,850.00	5,000,000.00	1.720	1.720	515	10/28/2020
3130A8DB6	11006	Federal Home Loan Bank		06/03/2016	10,000,000.00	9,993,100.00	9,995,800.00	1.125	1.139	20	06/21/2019
3130A8DB6	11007	Federal Home Loan Bank		06/03/2016	10,000,000.00	9,993,100.00	9,995,800.00	1.125	1.139	20	06/21/2019
3130A8ZA4	11068	Federal Home Loan Bank		08/22/2016	22,200,000.00	21,990,876.00	22,200,000.00	1.230	1.230	356	05/22/2020
3130A9PB1	11111	Federal Home Loan Bank		10/25/2016	10,000,000.00	9,953,900.00	9,999,000.00	1.200	1.203	146	10/25/2019
3130A9NJ6	11117	Federal Home Loan Bank		10/31/2016	10,000,000.00	9,958,500.00	9,988,500.00	1.200	1.240	132	10/11/2019
3130AA3R7	11141	Federal Home Loan Bank		11/17/2016	10,000,000.00	9,956,500.00	9,997,700.00	1.375	1.383	167	11/15/2019
3130AABG2	11148	Federal Home Loan Bank		11/30/2016	5,000,000.00	4,987,900.00	4,980,100.00	1.875	1.959	912	11/29/2021
3130AABG2	11149	Federal Home Loan Bank		11/30/2016	5,000,000.00	4,987,900.00	4,980,100.00	1.875	1.959	912	11/29/2021
3130AABG2	11150	Federal Home Loan Bank		11/30/2016	5,000,000.00	4,987,900.00	4,980,100.00	1.875	1.959	912	11/29/2021
3130A8RQ8	11181	Federal Home Loan Bank		01/05/2017	10,000,000.00	9,981,000.00	9,950,000.00	1.200	1.400	55	07/26/2019
3130AAMN5	11206	Federal Home Loan Bank		02/08/2017	6,000,000.00	5,962,080.00	5,997,000.00	2.000	2.011	878	10/26/2021
3130A8DB6	11215	Federal Home Loan Bank		02/27/2017	15,000,000.00	14,989,650.00	14,934,750.00	1.125	1.316	20	06/21/2019
3130AB3Q7	11239	Federal Home Loan Bank		04/06/2017	10,000,000.00	9,988,500.00	9,995,800.00	1.400	1.419	44	07/15/2019
3130AB3F1	11246	Federal Home Loan Bank		04/13/2017	15,000,000.00	14,913,000.00	15,000,000.00	1.600	1.600	317	04/13/2020
3130A8MM2	11297	Federal Home Loan Bank		06/28/2017	9,000,000.00	8,987,400.00	8,950,500.00	1.125	1.400	40	07/11/2019
3130ABB21	11298	Federal Home Loan Bank		06/29/2017	10,000,000.00	9,984,600.00	9,984,000.00	1.375	1.454	55	07/26/2019
3130ACE26	11312	Federal Home Loan Bank		09/08/2017	10,000,000.00	9,909,400.00	9,967,900.00	1.375	1.483	485	09/28/2020
3130ACE26	11313	Federal Home Loan Bank		09/08/2017	10,000,000.00	9,909,400.00	9,967,900.00	1.375	1.483	485	09/28/2020
3130ACE26	11314	Federal Home Loan Bank		09/08/2017	10,000,000.00	9,909,400.00	9,967,900.00	1.375	1.483	485	09/28/2020
3130ACF33	11316	Federal Home Loan Bank		09/13/2017	10,000,000.00	9,932,300.00	10,000,000.00	1.875	1.875	835	09/13/2021
3130A6JG3	11325	Federal Home Loan Bank		09/21/2017	10,000,000.00	9,950,400.00	9,997,500.00	1.700	1.710	318	04/14/2020
3130ACKG8	11349	Federal Home Loan Bank		10/24/2017	15,000,000.00	15,001,950.00	15,000,000.00	2.200	2.200	1,241	10/24/2022
3130ACLQ5	11357	Federal Home Loan Bank		10/30/2017	10,000,000.00	9,972,000.00	10,000,000.00	2.000	2.000	699	04/30/2021
3130ACN83	11358	Federal Home Loan Bank		10/30/2017	15,000,000.00	14,921,700.00	15,000,000.00	1.700	1.700	349	05/15/2020
3130A8HX4	11370	Federal Home Loan Bank		11/16/2017	5,000,000.00	4,999,000.00	4,972,500.00	1.625	2.211	760	06/30/2021

Portfolio POOL
RC
PM (PRF_PM2) 7.3.0

**Alameda County Investment Pool
Portfolio Management
Portfolio Details - Investments
May 31, 2019**

CUSIP	Investment #	Issuer	Average Balance	Purchase Date	Par Value	Market Value	Book Value	Stated Rate	YTM 365	Days to Maturity	Maturity Date
Agency Callables (Aaa/AA+)											
3130ACN83	11396	Federal Home Loan Bank		12/13/2017	10,000,000.00	9,947,800.00	9,952,000.00	1.700	1.903	349	05/15/2020
3130ACN83	11406	Federal Home Loan Bank		12/21/2017	15,000,000.00	14,921,700.00	14,896,500.00	1.700	1.995	349	05/15/2020
3130ACN83	11408	Federal Home Loan Bank		12/26/2017	20,000,000.00	19,895,600.00	19,875,000.00	1.700	1.969	349	05/15/2020
3130AD4J8	11410	Federal Home Loan Bank		12/27/2017	10,000,000.00	9,980,600.00	10,000,000.00	2.000	2.001	300	03/27/2020
3130ADC26	11433	Federal Home Loan Bank		01/29/2018	10,000,000.00	10,000,400.00	10,000,000.00	2.200	2.200	608	01/29/2021
3130ADN32	11437	Federal Home Loan Bank		02/09/2018	10,000,000.00	9,992,200.00	9,981,700.00	2.125	2.219	255	02/11/2020
3130ADN32	11438	Federal Home Loan Bank		02/09/2018	10,000,000.00	9,992,200.00	9,981,700.00	2.125	2.219	255	02/11/2020
3130ADN32	11439	Federal Home Loan Bank		02/09/2018	10,000,000.00	9,992,200.00	9,981,700.00	2.125	2.219	255	02/11/2020
3130ADN32	11440	Federal Home Loan Bank		02/09/2018	8,000,000.00	7,993,760.00	7,985,360.00	2.125	2.219	255	02/11/2020
3130ADG30	11441	Federal Home Loan Bank		02/14/2018	10,000,000.00	10,002,000.00	9,979,000.00	2.300	2.374	605	01/26/2021
3130ADG30	11453	Federal Home Loan Bank		03/12/2018	10,000,000.00	10,002,000.00	9,940,000.00	2.300	2.517	605	01/26/2021
3130ADU34	11462	Federal Home Loan Bank		03/27/2018	10,000,000.00	10,000,000.00	10,000,000.00	2.420	2.420	300	03/27/2020
3130AECJ7	11512	Federal Home Loan Bank		05/21/2018	15,000,000.00	15,057,300.00	14,994,600.00	2.625	2.643	362	05/28/2020
3130ADVF9	11524	Federal Home Loan Bank		06/19/2018	10,000,000.00	10,001,700.00	9,900,000.00	2.250	2.648	608	01/29/2021
3130ADG22	11549	Federal Home Loan Bank		08/23/2018	10,000,000.00	9,983,400.00	9,928,800.00	2.090	2.605	236	01/23/2020
3130AEWA4	11564	Federal Home Loan Bank		09/07/2018	15,000,000.00	15,109,050.00	14,967,750.00	2.625	2.733	488	10/01/2020
3130AEWA4	11565	Federal Home Loan Bank		09/07/2018	15,000,000.00	15,109,050.00	14,967,750.00	2.625	2.733	488	10/01/2020
3130AF5B9	11576	Federal Home Loan Bank		10/12/2018	10,000,000.00	10,236,500.00	9,993,500.00	3.000	3.023	864	10/12/2021
3130AF5B9	11577	Federal Home Loan Bank		10/12/2018	10,000,000.00	10,236,500.00	9,993,500.00	3.000	3.023	864	10/12/2021
3130ACF66	11643	Federal Home Loan Bank		01/09/2019	10,000,000.00	9,992,600.00	9,792,000.00	2.150	2.742	1,213	09/26/2022
3130AFRA7	11647	Federal Home Loan Bank		01/29/2019	10,000,000.00	10,035,000.00	10,000,000.00	2.650	2.650	608	01/29/2021
3130AFTE7	11651	Federal Home Loan Bank		01/30/2019	15,000,000.00	15,055,200.00	15,000,000.00	2.770	2.770	1,154	07/29/2022
3130AG4E2	11672	Federal Home Loan Bank		03/19/2019	20,000,000.00	20,015,200.00	20,000,000.00	2.550	2.553	201	12/19/2019
3130AG3Z6	11676	Federal Home Loan Bank		03/20/2019	20,000,000.00	20,012,600.00	20,000,000.00	2.580	2.580	293	03/20/2020
3130AG2Z7	11677	Federal Home Loan Bank		03/25/2019	12,000,000.00	12,047,400.00	12,000,000.00	2.650	2.650	1,028	03/25/2022
3130AG5Z4	11720	Federal Home Loan Bank		04/15/2019	10,000,000.00	10,016,000.00	10,000,000.00	2.625	2.625	1,780	04/15/2024
3130AGBF1	11721	Federal Home Loan Bank		04/16/2019	25,000,000.00	25,058,750.00	25,000,000.00	2.600	2.601	776	07/16/2021
3130AG6T7	11725	Federal Home Loan Bank		04/17/2019	8,000,000.00	8,008,000.00	8,000,000.00	2.740	2.740	1,782	04/17/2024
3130ACH72	11746	Federal Home Loan Bank		04/29/2019	25,000,000.00	25,008,236.11	24,896,736.11	2.260	2.434	1,221	10/04/2022
3130AGCH6	11748	Federal Home Loan Bank		04/30/2019	10,000,000.00	10,013,800.00	10,000,000.00	2.540	2.541	608	01/29/2021
3134G9DF1	10975	Federal Home Loan Mtg Corp		05/04/2016	15,000,000.00	14,908,050.00	15,000,000.00	1.410	1.410	248	02/04/2020
3134G9F93	11029	Federal Home Loan Mtg Corp		06/30/2016	10,000,000.00	9,990,200.00	10,000,000.00	1.000	1.000	27	06/28/2019
3134G9F85	11030	Federal Home Loan Mtg Corp		06/30/2016	25,000,000.00	24,755,000.00	25,000,000.00	1.320	1.320	487	09/30/2020
3137EAEB1	11051	Federal Home Loan Mtg Corp		07/20/2016	10,000,000.00	9,980,000.00	9,975,800.00	0.875	0.957	48	07/19/2019
3134G9Q75	11052	Federal Home Loan Mtg Corp		07/26/2016	18,000,000.00	17,967,600.00	18,000,000.00	1.250	1.250	55	07/26/2019
3134G9Q75	11053	Federal Home Loan Mtg Corp		07/26/2016	10,000,000.00	9,982,000.00	9,997,500.00	1.250	1.259	55	07/26/2019

Portfolio POOL
RC
PM (PRF_PM2) 7.3.0

**Alameda County Investment Pool
Portfolio Management
Portfolio Details - Investments
May 31, 2019**

CUSIP	Investment #	Issuer	Average Balance	Purchase Date	Par Value	Market Value	Book Value	Stated Rate	YTM 365	Days to Maturity	Maturity Date
Agency Callables (Aaa/AA+)											
3137EAEC9	11066	Federal Home Loan Mtg Corp		08/12/2016	10,000,000.00	9,813,600.00	9,949,200.00	1.125	1.230	803	08/12/2021
3134GAUL6	11106	Federal Home Loan Mtg Corp		10/25/2016	15,000,000.00	14,934,300.00	15,000,000.00	1.200	1.200	146	10/25/2019
3134G9Q75	11136	Federal Home Loan Mtg Corp		11/16/2016	10,000,000.00	9,982,000.00	9,972,450.00	1.250	1.354	55	07/26/2019
3134G9Q75	11137	Federal Home Loan Mtg Corp		11/16/2016	10,000,000.00	9,982,000.00	9,972,500.00	1.250	1.354	55	07/26/2019
3134G9Q75	11173	Federal Home Loan Mtg Corp		12/21/2016	10,000,000.00	9,982,000.00	9,918,500.00	1.250	1.571	55	07/26/2019
3137EAEE5	11190	Federal Home Loan Mtg Corp		01/17/2017	10,000,000.00	9,949,000.00	9,989,200.00	1.500	1.537	230	01/17/2020
3137EAEE5	11191	Federal Home Loan Mtg Corp		01/17/2017	10,000,000.00	9,949,000.00	9,989,200.00	1.500	1.537	230	01/17/2020
3134GA7A6	11243	Federal Home Loan Mtg Corp		04/07/2017	15,000,000.00	14,963,250.00	14,995,500.00	1.500	1.513	100	09/09/2019
3137EAEF2	11252	Federal Home Loan Mtg Corp		04/20/2017	10,000,000.00	9,923,200.00	9,965,800.00	1.375	1.492	324	04/20/2020
3137EAEF2	11253	Federal Home Loan Mtg Corp		04/20/2017	10,000,000.00	9,923,200.00	9,965,800.00	1.375	1.492	324	04/20/2020
3137EAEF2	11254	Federal Home Loan Mtg Corp		04/20/2017	10,000,000.00	9,923,200.00	9,965,800.00	1.375	1.492	324	04/20/2020
3134GBHY1	11256	Federal Home Loan Mtg Corp		04/25/2017	15,000,000.00	14,951,850.00	15,000,000.00	1.500	1.500	146	10/25/2019
3134GBHQ8	11260	Federal Home Loan Mtg Corp		04/27/2017	20,000,000.00	19,883,600.00	20,000,000.00	1.700	1.700	422	07/27/2020
3134GBEE8	11261	Federal Home Loan Mtg Corp		04/27/2017	15,000,000.00	14,945,250.00	15,000,000.00	1.750	1.750	422	07/27/2020
3134GBHC9	11268	Federal Home Loan Mtg Corp		04/28/2017	5,000,000.00	4,984,350.00	5,000,000.00	1.850	1.850	514	10/27/2020
3134GBLC4	11282	Federal Home Loan Mtg Corp		05/18/2017	5,000,000.00	4,973,450.00	4,997,500.00	1.800	1.815	536	11/18/2020
3134GA7A6	11285	Federal Home Loan Mtg Corp		05/31/2017	10,000,000.00	9,975,500.00	10,000,000.00	1.500	1.500	100	09/09/2019
3134GBXG2	11299	Federal Home Loan Mtg Corp		06/30/2017	10,000,000.00	9,956,400.00	10,000,000.00	1.550	1.550	209	12/27/2019
3137EAEH8	11305	Federal Home Loan Mtg Corp		07/19/2017	10,000,000.00	9,978,500.00	9,985,300.00	1.375	1.447	75	08/15/2019
3137EAEH8	11306	Federal Home Loan Mtg Corp		07/19/2017	10,000,000.00	9,978,500.00	9,985,300.00	1.375	1.447	75	08/15/2019
3134GBYF3	11308	Federal Home Loan Mtg Corp		07/27/2017	10,000,000.00	9,952,900.00	10,000,000.00	1.800	1.800	606	01/27/2021
3134GBH21	11327	Federal Home Loan Mtg Corp		09/29/2017	10,000,000.00	9,920,500.00	10,000,000.00	1.700	1.700	486	09/29/2020
3137EAEK1	11367	Federal Home Loan Mtg Corp		11/15/2017	10,000,000.00	9,976,300.00	9,990,400.00	1.875	1.908	535	11/17/2020
3137EAEK1	11368	Federal Home Loan Mtg Corp		11/15/2017	10,000,000.00	9,976,300.00	9,990,400.00	1.875	1.908	535	11/17/2020
3134GBTJ1	11369	Federal Home Loan Mtg Corp		11/16/2017	10,000,000.00	9,957,700.00	9,940,000.00	1.830	2.006	731	06/01/2021
3134G95P8	11426	Federal Home Loan Mtg Corp		01/17/2018	10,000,000.00	10,000,000.00	9,905,000.00	2.000	2.380	816	08/25/2021
3137EAEL9	11446	Federal Home Loan Mtg Corp		02/16/2018	10,000,000.00	10,057,400.00	9,973,600.00	2.375	2.467	626	02/16/2021
3137EAEM7	11489	Federal Home Loan Mtg Corp		04/19/2018	15,000,000.00	15,024,750.00	14,996,700.00	2.500	2.511	327	04/23/2020
3137EAEM7	11490	Federal Home Loan Mtg Corp		04/19/2018	15,000,000.00	15,024,750.00	14,996,700.00	2.500	2.511	327	04/23/2020
3137EAEN5	11520	Federal Home Loan Mtg Corp		06/11/2018	15,000,000.00	15,437,850.00	14,918,400.00	2.750	2.867	1,479	06/19/2023
3134GSN68	11635	Federal Home Loan Mtg Corp		12/21/2018	25,000,000.00	25,008,500.00	25,000,000.00	3.030	3.031	843	09/21/2021
3134GSK79	11637	Federal Home Loan Mtg Corp		12/28/2018	5,000,000.00	5,002,300.00	5,000,000.00	3.030	3.030	758	06/28/2021
31422BCV0	11664	Federal Home Loan Mtg Corp		02/26/2019	10,000,000.00	10,035,000.00	10,000,000.00	2.480	2.480	629	02/19/2021
3134GTAR4	11678	Federal Home Loan Mtg Corp		03/26/2019	15,000,000.00	15,031,962.50	15,001,062.50	2.550	2.550	1,028	03/25/2022
3134GTAS2	11679	Federal Home Loan Mtg Corp		03/26/2019	7,000,000.00	7,017,006.11	7,000,486.11	2.500	2.500	1,028	03/25/2022
3134GTAE3	11683	Federal Home Loan Mtg Corp		03/27/2019	20,000,000.00	20,020,800.00	20,000,000.00	2.700	2.700	849	09/27/2021

Portfolio POOL
RC
PM (PRF_PM2) 7.3.0

**Alameda County Investment Pool
Portfolio Management
Portfolio Details - Investments
May 31, 2019**

CUSIP	Investment #	Issuer	Average Balance	Purchase Date	Par Value	Market Value	Book Value	Stated Rate	YTM 365	Days to Maturity	Maturity Date
Agency Callables (Aaa/AA+)											
3134GTGA5	11698	Federal Home Loan Mtg Corp		04/08/2019	15,000,000.00	15,020,700.00	15,000,000.00	2.700	2.700	1,042	04/08/2022
3134GTBE2	11704	Federal Home Loan Mtg Corp		04/10/2019	10,000,000.00	10,003,100.00	10,000,000.00	2.600	2.601	954	01/10/2022
3134GTDV2	11705	Federal Home Loan Mtg Corp		04/10/2019	25,000,000.00	25,069,500.00	25,000,000.00	2.700	2.700	1,592	10/10/2023
3134GTDC4	11707	Federal Home Loan Mtg Corp		04/10/2019	25,000,000.00	25,069,750.00	25,000,000.00	2.670	2.670	1,595	10/13/2023
3134GTFS7	11708	Federal Home Loan Mtg Corp		04/11/2019	25,000,000.00	25,033,750.00	25,000,000.00	2.700	2.700	1,228	10/11/2022
3134GTDE0	11716	Federal Home Loan Mtg Corp		04/12/2019	25,000,000.00	25,072,250.00	25,000,000.00	2.570	2.570	1,224	10/07/2022
3134GTHU0	11732	Federal Home Loan Mtg Corp		04/23/2019	25,000,000.00	25,018,750.00	25,000,000.00	2.811	2.811	1,605	10/23/2023
3134GTHU0	11733	Federal Home Loan Mtg Corp		04/23/2019	25,000,000.00	25,018,750.00	25,000,000.00	2.811	2.811	1,605	10/23/2023
3134GTGY3	11735	Federal Home Loan Mtg Corp		04/24/2019	15,000,000.00	15,006,150.00	14,992,500.00	2.750	2.761	1,789	04/24/2024
3134GTHL0	11741	Federal Home Loan Mtg Corp		04/29/2019	20,000,000.00	20,011,800.00	20,000,000.00	2.700	2.700	881	10/29/2021
3134GTKY8	11742	Federal Home Loan Mtg Corp		04/29/2019	50,000,000.00	50,110,500.00	50,000,000.00	2.670	2.671	1,245	10/28/2022
3134GTKX0	11747	Federal Home Loan Mtg Corp		04/30/2019	50,000,000.00	50,100,000.00	50,000,000.00	2.780	2.780	1,612	10/30/2023
3134GTKG7	11750	Federal Home Loan Mtg Corp		05/03/2019	20,000,000.00	20,146,000.00	20,000,000.00	2.600	2.600	1,798	05/03/2024
3136G2R74	10822	Federal National Mtg Assn		11/05/2015	15,000,000.00	14,941,200.00	15,000,000.00	1.400	1.400	157	11/05/2019
3135G0N33	11056	Federal National Mtg Assn		08/02/2016	15,000,000.00	14,960,850.00	14,974,800.00	0.875	0.932	62	08/02/2019
3135G0N33	11057	Federal National Mtg Assn		08/02/2016	10,000,000.00	9,973,900.00	9,983,200.00	0.875	0.932	62	08/02/2019
3135G0M91	11075	Federal National Mtg Assn		08/31/2016	10,000,000.00	9,980,400.00	10,000,000.00	1.125	1.125	55	07/26/2019
3136G34J1	11076	Federal National Mtg Assn		09/01/2016	5,000,000.00	4,964,100.00	4,983,750.00	1.000	1.100	206	12/24/2019
3135G0P49	11078	Federal National Mtg Assn		09/02/2016	10,000,000.00	9,966,600.00	9,984,400.00	1.000	1.053	88	08/28/2019
3135G0P49	11079	Federal National Mtg Assn		09/02/2016	10,000,000.00	9,966,600.00	9,984,400.00	1.000	1.053	88	08/28/2019
3136G34K8	11087	Federal National Mtg Assn		09/28/2016	10,000,000.00	9,968,500.00	10,000,000.00	1.125	1.125	100	09/09/2019
3136G3W76	11101	Federal National Mtg Assn		10/18/2016	13,000,000.00	12,963,210.00	12,992,850.00	1.150	1.170	83	08/23/2019
3136G4DA8	11102	Federal National Mtg Assn		10/19/2016	15,000,000.00	14,910,750.00	15,000,000.00	1.200	1.200	212	12/30/2019
3136G4BQ5	11104	Federal National Mtg Assn		10/19/2016	10,000,000.00	9,938,800.00	9,997,500.00	1.250	1.258	220	01/07/2020
3135G0Q30	11110	Federal National Mtg Assn		10/24/2016	10,000,000.00	9,961,400.00	10,000,000.00	1.180	1.180	118	09/27/2019
3136G4DR1	11114	Federal National Mtg Assn		10/26/2016	10,000,000.00	9,952,000.00	9,987,500.00	1.100	1.143	138	10/17/2019
3135G0Q71	11116	Federal National Mtg Assn		10/28/2016	10,000,000.00	9,956,100.00	10,000,000.00	1.250	1.250	149	10/28/2019
3135G0P72	11129	Federal National Mtg Assn		11/10/2016	10,000,000.00	9,916,700.00	10,000,000.00	1.375	1.375	303	03/30/2020
3136G3D51	11133	Federal National Mtg Assn		11/15/2016	15,000,000.00	14,973,900.00	14,992,500.00	1.250	1.269	55	07/26/2019
3136G4GU1	11146	Federal National Mtg Assn		11/29/2016	10,000,000.00	9,950,800.00	9,985,000.00	1.400	1.451	177	11/25/2019
3136G4HH9	11151	Federal National Mtg Assn		11/30/2016	10,000,000.00	9,946,100.00	10,000,000.00	1.500	1.500	270	02/26/2020
3136G3K38	11166	Federal National Mtg Assn		12/14/2016	15,000,000.00	14,971,200.00	14,940,000.00	1.260	1.415	62	08/02/2019
3136G4GU1	11172	Federal National Mtg Assn		12/19/2016	15,000,000.00	14,926,200.00	14,888,700.00	1.400	1.660	177	11/25/2019
3135G0S38	11184	Federal National Mtg Assn		01/09/2017	15,000,000.00	15,015,300.00	14,973,150.00	2.000	2.038	949	01/05/2022
3136G4GU1	11242	Federal National Mtg Assn		04/07/2017	9,000,000.00	8,955,720.00	8,968,500.00	1.400	1.536	177	11/25/2019
3136G3K46	11255	Federal National Mtg Assn		04/21/2017	15,000,000.00	14,971,200.00	14,970,000.00	1.260	1.349	62	08/02/2019

Portfolio POOL
RC
PM (PRF_PM2) 7.3.0

**Alameda County Investment Pool
Portfolio Management
Portfolio Details - Investments
May 31, 2019**

CUSIP	Investment #	Issuer	Average Balance	Purchase Date	Par Value	Market Value	Book Value	Stated Rate	YTM 365	Days to Maturity	Maturity Date
Agency Callables (Aaa/AA+)											
3135G0P23	11263	Federal National Mtg Assn		04/27/2017	15,000,000.00	14,957,850.00	14,943,000.00	1.250	1.417	83	08/23/2019
3135G0T60	11309	Federal National Mtg Assn		08/01/2017	10,000,000.00	9,923,500.00	9,969,700.00	1.500	1.604	425	07/30/2020
3135G0T60	11310	Federal National Mtg Assn		08/01/2017	10,000,000.00	9,923,500.00	9,969,700.00	1.500	1.604	425	07/30/2020
3135G0T78	11331	Federal National Mtg Assn		10/06/2017	15,000,000.00	15,020,250.00	14,990,100.00	2.000	2.014	1,222	10/05/2022
3135G0T78	11332	Federal National Mtg Assn		10/06/2017	10,000,000.00	10,013,500.00	9,993,400.00	2.000	2.014	1,222	10/05/2022
3136G3UN3	11338	Federal National Mtg Assn		10/18/2017	5,000,000.00	4,995,700.00	4,965,000.00	1.200	1.620	27	06/28/2019
3136G4PK3	11398	Federal National Mtg Assn		12/14/2017	15,000,000.00	14,933,850.00	14,898,600.00	1.750	2.000	485	09/28/2020
3136G4QB2	11422	Federal National Mtg Assn		01/16/2018	15,000,000.00	14,959,350.00	14,884,500.00	1.850	2.140	500	10/13/2020
3136G4RB1	11463	Federal National Mtg Assn		03/27/2018	8,000,000.00	8,000,880.00	7,912,800.00	2.150	2.551	605	01/26/2021
3135G0U27	11479	Federal National Mtg Assn		04/13/2018	10,000,000.00	10,088,200.00	9,985,100.00	2.500	2.552	682	04/13/2021
3136G4SD6	11502	Federal National Mtg Assn		04/26/2018	15,000,000.00	15,016,200.00	15,000,000.00	2.750	2.751	970	01/26/2022
3135G0U43	11568	Federal National Mtg Assn		09/14/2018	20,000,000.00	20,713,400.00	19,918,000.00	2.875	2.964	1,564	09/12/2023
3135G0U84	11588	Federal National Mtg Assn		11/01/2018	10,000,000.00	10,113,400.00	9,994,200.00	2.875	2.905	517	10/30/2020
3135G0U92	11644	Federal National Mtg Assn		01/11/2019	10,000,000.00	10,162,000.00	9,992,800.00	2.625	2.650	955	01/11/2022
3135G0U92	11645	Federal National Mtg Assn		01/11/2019	10,000,000.00	10,162,000.00	9,992,800.00	2.625	2.650	955	01/11/2022
3135G0V59	11718	Federal National Mtg Assn		04/12/2019	15,000,000.00	15,111,000.00	14,950,800.00	2.250	2.364	1,046	04/12/2022
3135G0V59	11719	Federal National Mtg Assn		04/12/2019	30,000,000.00	30,222,000.00	29,870,400.00	2.250	2.400	1,046	04/12/2022
3136G05D9	11745	Federal National Mtg Assn		04/29/2019	25,000,000.00	24,846,500.00	24,734,250.00	1.660	2.358	538	11/20/2020
Subtotal and Average			2,598,863,161.04		2,544,900,000.00	2,543,355,208.72	2,540,512,192.22		2.004	615	
Asset Backed Securities											
14042WAC4	11760	Capital One Prime Auto Rec		05/30/2019	3,000,000.00	3,022,980.00	2,999,392.20	2.510	2.533	1,628	11/15/2023
31680YAB3	11752	Fifth Third Auto Trust		05/08/2019	3,750,000.00	3,758,775.00	3,749,793.38	2.660	2.679	1,080	05/16/2022
36257FAD2	11726	GM Financial		04/17/2019	4,000,000.00	4,039,840.00	3,999,674.40	2.650	2.668	1,721	02/16/2024
36257FAB6	11727	GM Financial		04/17/2019	5,000,000.00	5,017,050.00	4,999,550.00	2.660	2.681	1,111	06/16/2022
36257AAD3	11751	GM Financial		05/08/2019	1,750,000.00	1,761,375.00	1,749,939.63	2.670	2.687	1,024	03/21/2022
44932NAB6	11703	Hyundai Auto Rec Trust		04/10/2019	2,000,000.00	2,005,300.00	1,999,997.00	2.670	2.685	928	12/15/2021
44932NAD2	11706	Hyundai Auto Rec Trust		04/10/2019	3,000,000.00	3,029,100.00	2,999,605.20	2.660	2.630	1,475	06/15/2023
Subtotal and Average			18,450,193.59		22,500,000.00	22,634,420.00	22,497,951.81		2.653	1,309	
Municipal Bonds											
798189PB6	11516	SAN JOSE EVERGREEN		06/05/2018	5,000,000.00	4,999,850.00	5,000,000.00	2.657	2.659	92	09/01/2019
Subtotal and Average			6,129,032.26		5,000,000.00	4,999,850.00	5,000,000.00		2.659	92	

Alameda County Investment Pool
Portfolio Management
Portfolio Details - Investments
May 31, 2019

CUSIP	Investment #	Issuer	Average Balance	Purchase Date	Par Value	Market Value	Book Value	Stated Rate	YTM	Days to 365 Maturity
Total and Average			6,507,003,987.79		6,496,570,000.00	6,493,398,689.15	6,477,514,415.36		2.301	398

**Alameda County Investment Pool
Transaction Activity Report
May 1, 2019 - May 31, 2019
Sorted by Fund - Transaction Date
All Funds**

Investment #	Fund	CUSIP	Inv Descrip	TransactionType	TransactionDate	Issuer	New Principal	Principal Paydowns	Interest	Total Cash
11585	100	87019VTE7	SWEDBK 2.64% MAT	Redemption	05/01/2019	SWEDISH BANK NY		50,000,000.00		50,000,000.00
11585	100	87019VTE7	SWEDBK 2.64% MAT	Interest	05/01/2019	SWEDISH BANK NY			671,000.00	671,000.00
11590	100	3130AFB71	FEDERAL HOME	Redemption	05/02/2019	Federal Home Loan		19,999,000.00		19,999,000.00
11590	100	3130AFB71	FEDERAL HOME	Cap G/L	05/02/2019	Federal Home Loan		1,000.00		1,000.00
11604	100	3130AFB71	FEDERAL HOME	Redemption	05/02/2019	Federal Home Loan		10,000,000.00		10,000,000.00
11590	100	3130AFB71	FEDERAL HOME	Interest	05/02/2019	Federal Home Loan			308,388.89	308,388.89
11590	100	3130AFB71	FEDERAL HOME	Accr Int	05/02/2019	Federal Home Loan		23,722.22	-23,722.22	0.00
11604	100	3130AFB71	FEDERAL HOME	Interest	05/02/2019	Federal Home Loan			154,194.43	154,194.43
11604	100	3130AFB71	FEDERAL HOME	Accr Int	05/02/2019	Federal Home Loan		24,569.44	-24,569.44	0.00
11750	100	3134GTKG7	FEDERAL HOME LN	Purchase	05/03/2019	Federal Home Loan	20,000,000.00			-20,000,000.00
11124	100	3133EGD77	FEDERAL FARM CR	Redemption	05/03/2019	Federal Farm Credit		10,000,000.00		10,000,000.00
11125	100	3133EGD77	FEDERAL FARM CR	Redemption	05/03/2019	Federal Farm Credit		10,000,000.00		10,000,000.00
11505	100	3130AE7C8	FEDERAL HOME	Redemption	05/03/2019	Federal Home Loan		10,000,000.00		10,000,000.00
10819	100	594918BG8	MICROSOFT CORP,	Interest	05/03/2019	Mircosoft Inc.			20,000.00	20,000.00
11124	100	3133EGD77	FEDERAL FARM CR	Interest	05/03/2019	Federal Farm Credit			56,000.00	56,000.00
11125	100	3133EGD77	FEDERAL FARM CR	Interest	05/03/2019	Federal Farm Credit			56,000.00	56,000.00
11126	100	742718EQ8	PROCTER AND	Interest	05/03/2019	Proctor & Gamble			42,500.00	42,500.00
11505	100	3130AE7C8	FEDERAL HOME	Interest	05/03/2019	Federal Home Loan			150,000.00	150,000.00
10822	100	3136G2R74	FEDERAL NATL MTG	Interest	05/05/2019	Federal National Mtg			105,000.00	105,000.00
10977	100	3133EF5Y9	FEDERAL FARM CR	Interest	05/05/2019	Federal Farm Credit			71,295.00	71,295.00
11690	100	SYS11690	BRIDGE 2.39% MAT	Interest	05/05/2019	Bridge Bank			78,575.40	78,575.40
11621	100	45905UY32	IBRD 3.17% MAT	Interest	05/06/2019	International Bank R			372,475.00	372,475.00
11621	100	45905UY32	IBRD 3.17% MAT	Accr Int	05/06/2019	International Bank R		74,495.00	-74,495.00	0.00
11655	100	SYS11655	BANKSF 2.5% MAT	Interest	05/07/2019	Bank of San Francisc			31,000.00	31,000.00
11752	100	31680YAB3	FITAT 2.66% MAT	Purchase	05/08/2019	Fifth Third Auto Tru	3,749,793.38			-3,749,793.38
11751	100	36257AAD3	GM 2.67% MAT	Purchase	05/08/2019	GM Financial	1,749,939.63			-1,749,939.63
11583	100	3130AFC54	FEDERAL HOME	Redemption	05/08/2019	Federal Home Loan		10,000,000.00		10,000,000.00
11583	100	3130AFC54	FEDERAL HOME	Interest	05/08/2019	Federal Home Loan			169,722.22	169,722.22
11754	100	SYS11754	5STAR 2.51% MAT	Purchase	05/09/2019	Five Star Bank	10,000,000.00			-10,000,000.00
11376	100	3134G9HY6	FEDERAL HOME LN	Redemption	05/09/2019	Federal Home Loan		14,000,000.00		14,000,000.00
11589	100	SYS11589	5STAR 2.51% MAT	Redemption	05/09/2019	Five Star Bank		10,000,000.00		10,000,000.00
11376	100	3134G9HY6	FEDERAL HOME LN	Interest	05/09/2019	Federal Home Loan			84,000.00	84,000.00
11464	100	45905UQ80	IBRD 1.95% MAT	Interest	05/09/2019	International Bank R			97,500.00	97,500.00
11538	100	45905UQ80	IBRD 1.95% MAT	Interest	05/09/2019	International Bank R			97,500.00	97,500.00

Portfolio POOL

RC

**Alameda County Investment Pool
Transaction Activity Report
Sorted by Fund - Transaction Date**

Investment #	Fund	CUSIP	Inv Descrip	TransactionType	TransactionDate	Issuer	New Principal	Principal Paydowns	Interest	Total Cash
11555	100	45905UQ80	IBRD 1.95% MAT	Interest	05/09/2019	International Bank R			97,500.00	97,500.00
11589	100	SYS11589	5STAR 2.51% MAT	Interest	05/09/2019	Five Star Bank			20,219.44	20,219.44
11667	100	SYS11667	CBB 2.5% MAT	Interest	05/09/2019	Community Bank of th			10,375.00	10,375.00
11755	100	31422BFL9	FAMCA 2.4% MAT	Purchase	05/10/2019	FARMER MAC	25,000,000.00			-25,000,000.00
11756	100	31422BFK1	FAMCA 2.4% MAT	Purchase	05/10/2019	FARMER MAC	25,000,000.00			-25,000,000.00
11592	100	65558TAK1	NDAFNY 2.78% MAT	Redemption	05/10/2019	Nordea Bank Fin NY		50,000,000.00		50,000,000.00
11633	100	313384FK0	BRV DISC NOTE	Redemption	05/10/2019	Federal Home Loan		20,000,000.00		20,000,000.00
11592	100	65558TAK1	NDAFNY 2.78% MAT	Interest	05/10/2019	Nordea Bank Fin NY			679,555.55	679,555.55
11711	100	SYS11711	EWEST 2.8% MAT	Interest	05/11/2019	East West Bank			24,111.11	24,111.11
10648	100	037833BD1	APPLE INC, SR NT	Interest	05/13/2019	Apple Inc.			50,000.00	50,000.00
11660	100	3133EJ7H6	FEDERAL FARM CR	Interest	05/13/2019	Federal Farm Credit			70,000.00	70,000.00
11669	100	SYS11669	SELFHP 2.1% MAT	Interest	05/13/2019	Self-Help Federal Cr			297.50	297.50
11757	100	SYS11757	EWEST 2.8% MAT	Purchase	05/14/2019	East West Bank	35,000,000.00			-35,000,000.00
11711	100	SYS11711	EWEST 2.8% MAT	Redemption	05/14/2019	East West Bank		10,000,000.00		10,000,000.00
11601	100	SYS11601	EWEST 2.8% MAT	Interest	05/14/2019	East West Bank			36,388.88	36,388.88
11711	100	SYS11711	EWEST 2.8% MAT	Interest	05/14/2019	East West Bank			14,555.57	14,555.57
11281	100	91412GS71	UNVHGR 1.61% MAT	Redemption	05/15/2019	UNIVHGR		2,500,000.00		2,500,000.00
11596	100	912828R44	UNITED STATES	Redemption	05/15/2019	U.S. Treasury		50,000,000.00		50,000,000.00
11141	100	3130AA3R7	FEDERAL HOME	Interest	05/15/2019	Federal Home Loan			68,750.00	68,750.00
11169	100	3133EGG66	FEDERAL FARM CR	Interest	05/15/2019	Federal Farm Credit			50,850.00	50,850.00
11209	100	3133EG7D1	FEDERAL FARM CR	Interest	05/15/2019	Federal Farm Credit			77,500.00	77,500.00
11281	100	91412GS71	UNVHGR 1.61% MAT	Interest	05/15/2019	UNIVHGR			20,125.00	20,125.00
11358	100	3130ACN83	FEDERAL HOME	Interest	05/15/2019	Federal Home Loan			127,500.00	127,500.00
11396	100	3130ACN83	FEDERAL HOME	Interest	05/15/2019	Federal Home Loan			85,000.00	85,000.00
11406	100	3130ACN83	FEDERAL HOME	Interest	05/15/2019	Federal Home Loan			127,500.00	127,500.00
11407	100	3133EGQQ1	FEDERAL FARM CR	Interest	05/15/2019	Federal Farm Credit			65,000.00	65,000.00
11408	100	3130ACN83	FEDERAL HOME	Interest	05/15/2019	Federal Home Loan			170,000.00	170,000.00
11596	100	912828R44	UNITED STATES	Interest	05/15/2019	U.S. Treasury			218,750.00	218,750.00
11596	100	912828R44	UNITED STATES	Accr Int	05/15/2019	U.S. Treasury		4,834.25	-4,834.25	0.00
11703	100	44932NAB6	HART 2.67% MAT	Interest	05/15/2019	Hyundai Auto Rec Tru			5,191.67	5,191.67
11703	100	44932NAB6	HART 2.67% MAT	Redemption	05/15/2019	Hyundai Auto Rec Tru		60,694.36		60,694.36
11706	100	44932NAD2	HART 2.66% MAT	Interest	05/15/2019	Hyundai Auto Rec Tru			7,758.33	7,758.33
11706	100	44932NAD2	HART 2.66% MAT	Redemption	05/15/2019	Hyundai Auto Rec Tru		57,286.26		57,286.26
11726	100	36257FAD2	GM 2.65% MAT	Interest	05/16/2019	GM Financial			8,538.89	8,538.89
11726	100	36257FAD2	GM 2.65% MAT	Redemption	05/16/2019	GM Financial		65,370.29		65,370.29
11727	100	36257FAB6	GM 2.66% MAT	Interest	05/16/2019	GM Financial			11,083.34	11,083.34
11727	100	36257FAB6	GM 2.66% MAT	Redemption	05/16/2019	GM Financial		127,062.36		127,062.36
10916	100	459200JE2	INTERNATIONAL	Redemption	05/17/2019	IBM Corp.		8,000,000.00		8,000,000.00
10916	100	459200JE2	INTERNATIONAL	Interest	05/17/2019	IBM Corp.			72,000.00	72,000.00
11367	100	3137EAEK1	FHLMC 1.875% MAT	Interest	05/17/2019	Federal Home Loan			93,750.00	93,750.00

**Alameda County Investment Pool
Transaction Activity Report
Sorted by Fund - Transaction Date**

Investment #	Fund	CUSIP	Inv Descrip	TransactionType	TransactionDate	Issuer	New Principal	Principal Paydowns	Interest	Total Cash
11368	100	3137EAEK1	FHLMC 1.875% MAT	Interest	05/17/2019	Federal Home Loan			93,750.00	93,750.00
11729	100	SYS11729	UB-LOC 2.% MAT	Interest	05/17/2019	Union Bank - LOC			8,611.11	8,611.11
11730	100	SYS11730	CALBT 2.38% MAT	Interest	05/17/2019	California Bank & Tr			61,483.33	61,483.33
11282	100	3134GBLC4	FEDERAL HOME LN	Interest	05/20/2019	Federal Home Loan			45,000.00	45,000.00
11745	100	3136G05D9	FEDERAL NATL MTG	Interest	05/20/2019	Federal National Mtg			207,500.00	207,500.00
11745	100	3136G05D9	FEDERAL NATL MTG	Accr Int	05/20/2019	Federal National Mtg		183,291.67	-183,291.67	0.00
11751	100	36257AAD3	GM 2.67% MAT	Interest	05/20/2019	GM Financial			1,557.50	1,557.50
11751	100	36257AAD3	GM 2.67% MAT	Redemption	05/20/2019	GM Financial		47,026.77		47,026.77
11758	100	SYS11758	CBC 2.25% MAT	Purchase	05/21/2019	California Bank of C	10,000,000.00			-10,000,000.00
11600	100	SYS11600	CBC 2.5% MAT	Redemption	05/21/2019	California Bank of C		10,000,000.00		10,000,000.00
11663	100	3133EKBD7	FEDERAL FARM CR	Redemption	05/21/2019	Federal Farm Credit		10,000,000.00		10,000,000.00
11600	100	SYS11600	CBC 2.5% MAT	Interest	05/21/2019	California Bank of C			20,219.44	20,219.44
11663	100	3133EKBD7	FEDERAL FARM CR	Interest	05/21/2019	Federal Farm Credit			74,250.00	74,250.00
11737	100	57636QAF1	MASTER 2.% MAT	Interest	05/21/2019	Mastercard Inc.			100,000.00	100,000.00
11737	100	57636QAF1	MASTER 2.% MAT	Accr Int	05/21/2019	Mastercard Inc.		85,555.56	-85,555.56	0.00
11508	100	3133EJLA5	FEDERAL FARM CR	Redemption	05/22/2019	Federal Farm Credit		9,965,000.00		9,965,000.00
11508	100	3133EJLA5	FEDERAL FARM CR	Cap G/L	05/22/2019	Federal Farm Credit		35,000.00		35,000.00
11068	100	3130A8ZA4	FEDERAL HOME	Interest	05/22/2019	Federal Home Loan			136,530.00	136,530.00
11508	100	3133EJLA5	FEDERAL FARM CR	Interest	05/22/2019	Federal Farm Credit			26,727.78	26,727.78
10918	100	3133EFD20	FEDERAL FARM CR	Redemption	05/23/2019	Federal Farm Credit		10,000,000.00		10,000,000.00
10918	100	3133EFD20	FEDERAL FARM CR	Interest	05/23/2019	Federal Farm Credit			62,500.00	62,500.00
11759	100	62478T3B3	MUFG 2.5% MAT	Purchase	05/24/2019	MUFG UNION BANK	50,000,000.00			-50,000,000.00
11400	100	3134G9NB9	FHLMC 1.23% MAT	Redemption	05/24/2019	Federal Home Loan		15,000,000.00		15,000,000.00
11419	100	3134G9NB9	FHLMC 1.23% MAT	Redemption	05/24/2019	Federal Home Loan		10,000,000.00		10,000,000.00
11400	100	3134G9NB9	FHLMC 1.23% MAT	Interest	05/24/2019	Federal Home Loan			92,250.00	92,250.00
11419	100	3134G9NB9	FHLMC 1.23% MAT	Interest	05/24/2019	Federal Home Loan			61,500.00	61,500.00
11666	100	3134GS4S1	FEDERAL HOME LN	Redemption	05/28/2019	Federal Home Loan		15,000,000.00		15,000,000.00
11146	100	3136G4GU1	FEDERAL NATL MTG	Interest	05/28/2019	Federal National Mtg			70,000.00	70,000.00
11159	100	459058FS7	IBRD 1.125% MAT	Interest	05/28/2019	International Bank R			84,450.00	84,450.00
11172	100	3136G4GU1	FEDERAL NATL MTG	Interest	05/28/2019	Federal National Mtg			105,000.00	105,000.00
11242	100	3136G4GU1	FEDERAL NATL MTG	Interest	05/28/2019	Federal National Mtg			63,000.00	63,000.00
11374	100	3133EHW58	FFCB 1.9% MAT	Interest	05/28/2019	Federal Farm Credit			95,000.00	95,000.00
11512	100	3130AECJ7	FEDERAL HOME	Interest	05/28/2019	Federal Home Loan			196,875.00	196,875.00
11666	100	3134GS4S1	FEDERAL HOME LN	Interest	05/28/2019	Federal Home Loan			112,500.00	112,500.00
11686	100	0258MODT3	AMEX 2.375% MAT	Interest	05/28/2019	American Express			178,125.00	178,125.00
11686	100	0258MODT3	AMEX 2.375% MAT	Accr Int	05/28/2019	American Express		121,718.75	-121,718.75	0.00
11603	100	3130AFFA0	FEDERAL HOME	Redemption	05/29/2019	Federal Home Loan		15,000,000.00		15,000,000.00
11626	100	89233HSV7	TOYOTA DISC NOTE	Redemption	05/29/2019	TOYOTA MOTOR		50,000,000.00		50,000,000.00
11148	100	3130AABG2	FEDERAL HOME	Interest	05/29/2019	Federal Home Loan			46,875.00	46,875.00
11149	100	3130AABG2	FEDERAL HOME	Interest	05/29/2019	Federal Home Loan			46,875.00	46,875.00

**Alameda County Investment Pool
Transaction Activity Report
Sorted by Fund - Transaction Date**

Investment #	Fund	CUSIP	Inv Descrip	TransactionType	TransactionDate	Issuer	New Principal	Principal Paydowns	Interest	Total Cash
11150	100	3130AABG2	FEDERAL HOME	Interest	05/29/2019	Federal Home Loan			46,875.00	46,875.00
11603	100	3130AFFA0	FEDERAL HOME	Interest	05/29/2019	Federal Home Loan			240,000.00	240,000.00
11749	100	SYS11749	FREMNT 2.41% MAT	Interest	05/29/2019	Fremont Bank			70,291.67	70,291.67
11761	100	SYS11761	CBC 2.25% MAT	Purchase	05/30/2019	California Bank of C	15,000,000.00			-15,000,000.00
11760	100	14042WAC4	COPAR 2.51% MAT	Purchase	05/30/2019	Capital One Prime Au	2,999,392.20			-2,999,392.20
11762	100	313384KQ1	CASOAK ZERO CPN	Purchase	05/30/2019	Federal Home Loan	49,737,312.50			-49,737,312.50
11005	100	191216BV1	COCA COLA CO, SR	Redemption	05/30/2019	Coca Cola		19,000,000.00		19,000,000.00
11607	100	912796RR2	UNITED STATES	Redemption	05/30/2019	Treasury Bill		50,000,000.00		50,000,000.00
11005	100	191216BV1	COCA COLA CO, SR	Interest	05/30/2019	Coca Cola			130,625.00	130,625.00
11765	100	65558THZ1	NDAFNY 2.47% MAT	Purchase	05/31/2019	Nordea Bank Fin NY	50,000,000.00			-50,000,000.00
11766	100	65558TJA4	NDAFNY 2.47% MAT	Purchase	05/31/2019	Nordea Bank Fin NY	50,000,000.00			-50,000,000.00
11764	100	912796RY7	UNITED STATES	Purchase	05/31/2019	Treasury Bill	49,247,666.67			-49,247,666.67
11763	100	89114MM95	TD 2.45% MAT	Purchase	05/31/2019	Toronto Dominion	50,000,000.00			-50,000,000.00
11587	100	55379WRA6	MUFG 2.83% MAT	Redemption	05/31/2019	MUFG UNION BANK		50,000,000.00		50,000,000.00
11606	100	912828WL0	UNITED STATES	Redemption	05/31/2019	U.S. Treasury		50,000,000.00		50,000,000.00
11631	100	313384GG8	FHLBDN DISC NOTE	Redemption	05/31/2019	Federal Home Loan		50,000,000.00		50,000,000.00
11642	100	31315KGG9	FMCDN DISC NOTE	Redemption	05/31/2019	Freddie Mac Discount		25,000,000.00		25,000,000.00
11689	100	313384GG8	FHLBDN DISC NOTE	Redemption	05/31/2019	Federal Home Loan		50,000,000.00		50,000,000.00
11587	100	55379WRA6	MUFG 2.83% MAT	Interest	05/31/2019	MUFG UNION BANK			833,277.80	833,277.80
11606	100	912828WL0	UNITED STATES	Interest	05/31/2019	U.S. Treasury			375,000.00	375,000.00
11691	100	SYS11691	BSB 2.5% MAT	Interest	05/31/2019	Beneficial State Ban			21,011.11	21,011.11
11758	100	SYS11758	CBC 2.25% MAT	Interest	05/31/2019	California Bank of C			22,726.60	22,726.60
Totals for General Fund							447,484,104.38	724,375,626.93	7,989,650.67	284,881,173.22
Grand Total							447,484,104.38	724,375,626.93	7,989,650.67	284,881,173.22