



T R E A S U R E R - T A X C O L L E C T O R

HENRY C. LEVY
TREASURER - TAX COLLECTOR

July 29, 2022

Board of Supervisors
County of Alameda
1221 Oak Street, 5th Floor
Oakland, CA 94612

Dear Board Members:

RE: Investment Report – June 2022

In accordance with the Treasurer’s investment policy, submitted herewith is a report of the cash pool investments for the month of June 2022. Enclosed with this report is a detailed composition of all outstanding investments by securities category as of June 30, 2022. This report reflects the market value and cost of purchase. All investments in the Treasurer’s investment portfolio conform to the statutory requirements of Government Code Section 53601 et. seq., authorities delegated by the County Board of Supervisors and the Treasurer’s investment policy.

As of June 30, 2022

Treasurer’s Investment Pool – Book Value	\$ 8,414,540,813
Treasurer’s Investment Pool – Market Value	8,211,013,457
Total Cash in Bank	77,536,987
Total interest received during the month	5,282,155
Average Maturity of the portfolio	548 days
Annualized cash basis rate of return for the month	0.76%

Liquidity Summary of the Portfolio as of June 30, 2022

Maturity	Amount	Percentage Held
1 to 90 days	\$ 2,094,153,304	24.89%
91 to 365 days	1,599,891,693	19.01%
2 years	1,617,730,079	19.23%
3 years	1,924,532,656	22.87%
4 years	861,592,505	10.24%
5 years	316,640,575	3.76%
Total	\$8,414,540,813	100.00%

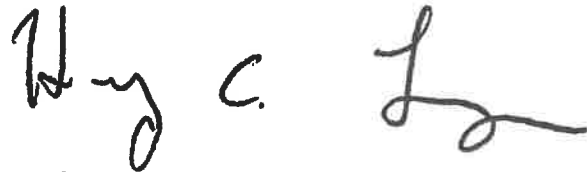
Conclusion

Based on investment activity during the month of June 2022, the Treasurer expects to meet all operating cash needs for the pool participants within the next six months from the portfolio's most liquid assets and current revenues. For your review, a copy of the Investment Status Report and transaction details for the month of June 2022 is attached and on file with the Office of the Clerk of the Board of Supervisors.

Vision 2026 Goal

The Investment Report meets the 10x goal of **Accessible Infrastructure** in support of our shared vision of **Prosperous and Vibrant Economy**.

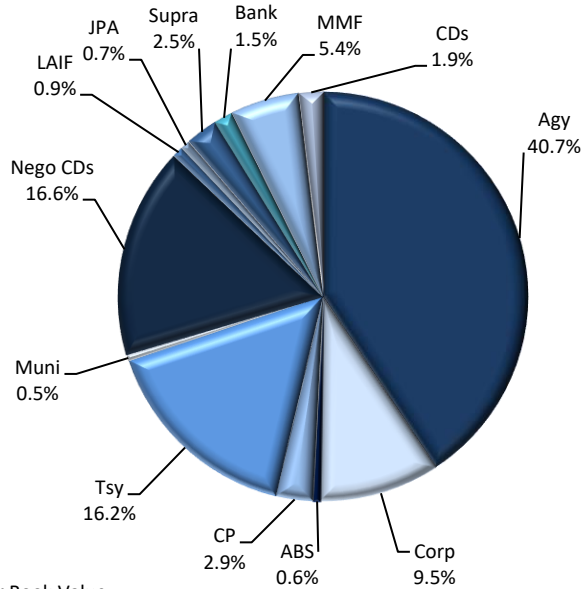
Very truly yours,

A handwritten signature in black ink, appearing to read "Henry C. Levy". The signature is written in a cursive style with a large initial "H" and a long, sweeping underline.

Henry C. Levy
Treasurer – Tax Collector

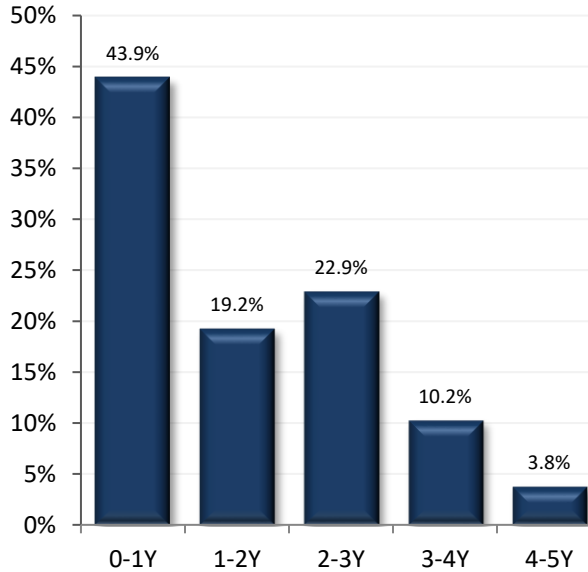
cc: Susan Muranishi, County Administrator
Melissa Wilk, Auditor-Controller
School District and Special District Participants
Members of the Treasury Oversight Committee

SECTOR ALLOCATION



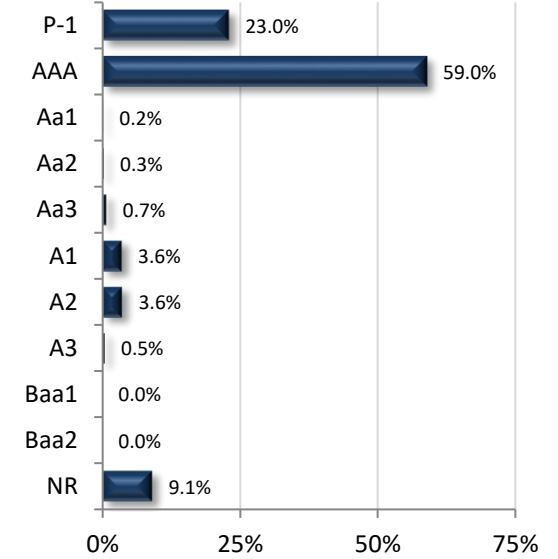
Per Book Value

MATURITY DISTRIBUTION



Per Book Value

CREDIT QUALITY (MOODY'S)



NR: Not Rated

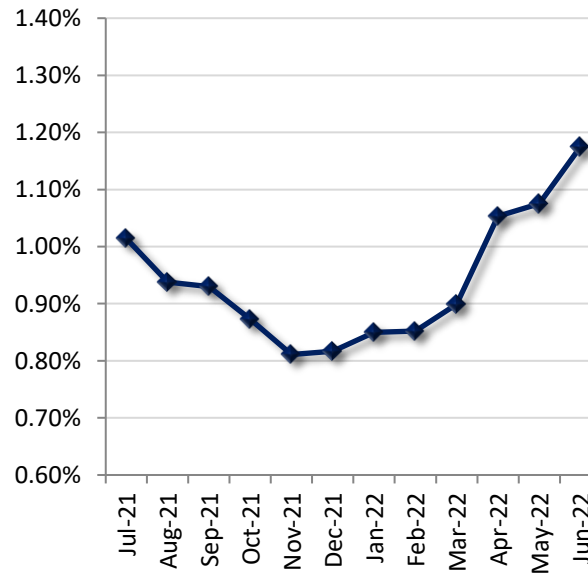
ACCOUNT SUMMARY

	6/30/22	5/31/22
Market Value	\$8,211,013,457	\$8,197,800,584
Book Value*	\$8,414,540,813	\$8,362,520,865
Unrealized G/L	-\$203,527,357	-\$164,720,281
Par Value	\$8,434,505,053	\$8,381,243,331
Net Asset Value	\$97.581	\$98.030
Book Yield	1.17%	1.08%
Years to Maturity	1.50	1.54
Effective Duration	1.46	1.50

*Book Value is not Amortized

**Note: 50mm maturity on 8/31 was credited the following business day and will show on our September 2019 reports.

PORTFOLIO BOOK YIELD HISTORY



TOP ISSUERS

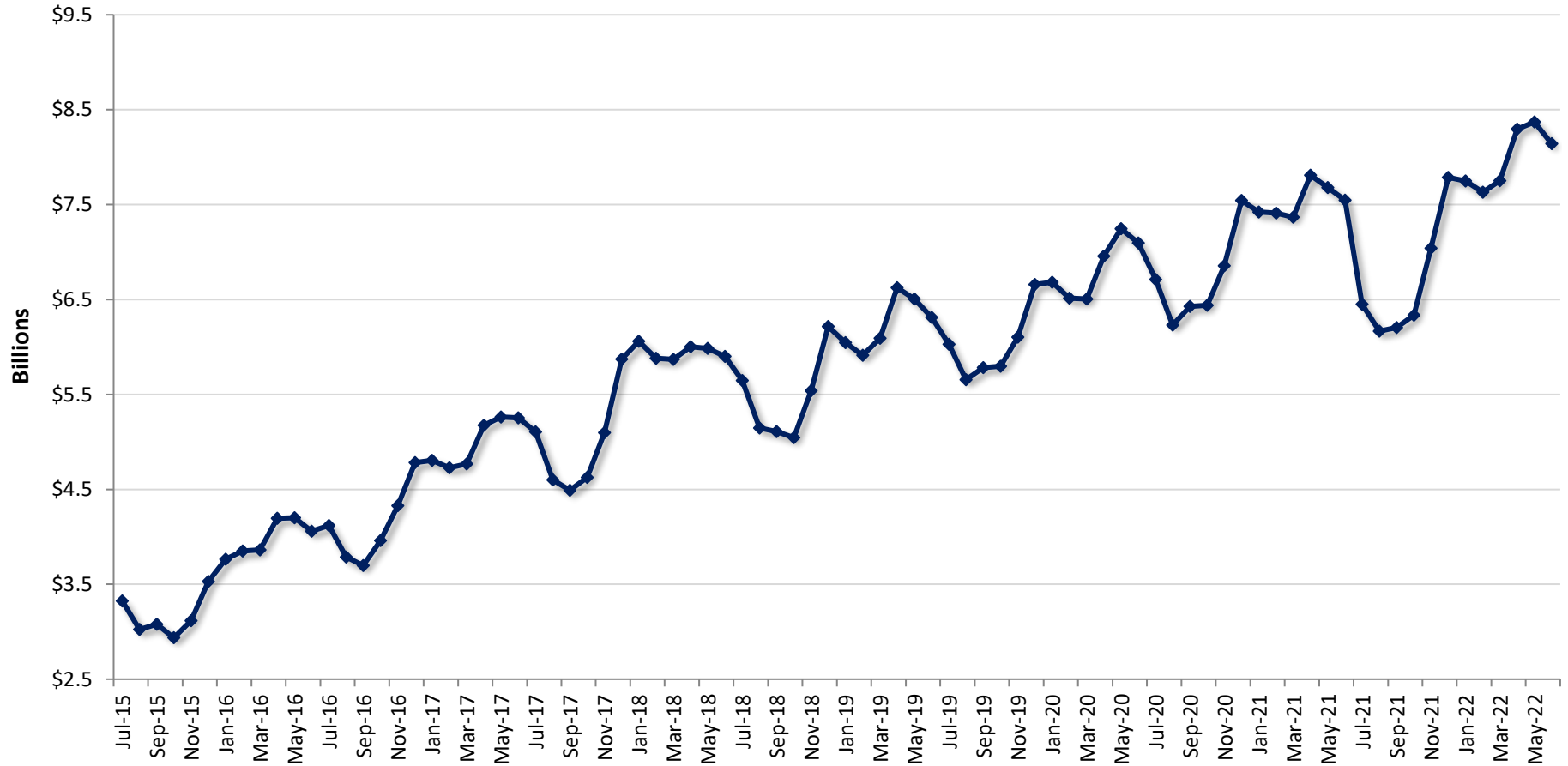
Issuer	% Portfolio
Federal Home Loan Bank	20.1%
U.S. Treasury	13.8%
Federal National Mtg Assn	7.1%
Federal Home Loan Mtg Corp	5.4%
Toronto Dominion Bank	5.1%
Farmer Mac	4.8%
Bank of Montreal	4.8%
Royal Bank CN	4.2%
Federal Farm Credit Bank	2.9%
State Street Institutional US	2.7%
Federated Fund 117	2.6%
J.P. Morgan	1.8%
International Bank Recon & D	1.4%
Toyota Motor Credit Corp	1.3%
Bank of Nova Scotia	1.2%

Per Book Value

Item / Sector	Parameters	In Compliance
Weighted Average Maturity	Maximum WAM of 3.0 years	Yes 1.5 yrs
U.S. Treasury and Federal Agency Obligations	No sector limit; no issuer limit; max maturity 5 years	Yes 56.9%
Debt Issued by State of CA and Local Agencies within the State	20% limit; 5% issuer limit; Minimum rating of A by at least one NRSRO; max maturity 5 years	Yes 0.5%
LAIF	Maximum amount permitted by LAIF (currently \$75 million limit)	Yes \$72 Mil
Joint Powers Authority (CAMP)	Max Limit: Twice the limit of LAIF deposits (currently \$150 million limit)	Yes \$20 Mil
Joint Powers Authority (CalTrust)	Max Limit: Twice the limit of LAIF deposits (currently \$150 million limit)	Yes \$40 Mil
Money Market Mutual Funds	20% limit; 10% per fund limit; SEC registered with stable NAV; Rated AAAM or equivalent by at least two of the three rating agencies or meet advisor requirements	Yes 5.4%
Commercial Paper (Includes Asset Backed)	25% sector limit; 10% combined issuer limit; Max maturity of 270 days; Rated A-1, P-1, or F-1; Total assets over \$500mm; Asset Backed CP Must have program-wide credit enhancements	Yes 2.9%
Negotiable CDs	30% limit; 10% combined issuer limit; Minimum rating of A by rating agency if issued by domestic bank; Minimum rating of AA if a U.S. branch of a foreign bank; Max maturity of 1 year	Yes 16.6%
Collateralized/FDIC - Insured Time Deposits	Time deposits with banks and savings and loans associations located with the State, collateralized according to Government code	Yes 1.9%
Collateralized Money Market Bank Accounts	Deposit funds in interest-bearing active collateralized money market bank accounts	Yes 1.5%
Medium-Term Notes	30% limit; 10% combined issuer limit, Max maturity 5 years; Minimum rating of A or better by two NRSRO's	Yes 9.5%
Asset-Backed Securities	20% limit; 5% issuer limit; Max maturity of 5 years; Minimum rating of AA or better by rating agency	Yes 0.6%
Repurchase Agreement	20% limit; Max maturity of 180 days; Must have 102% collateral; Collateral of agency and treasuries with final maturity not to exceed 5 years	Yes 0.0%
Supranationals	30% limit; 15% issuer limit; Only IBRD, IFC, IADB; Max Maturity 5 years; Minimum rating of AA by a rating agency; max maturity of 5 years	Yes 2.5%
Floaters, Structured Notes, Derivatives	15% limit for treasuries, agencies, and munis	Yes 0.0%

**Historical Book Values
6/30/2022**

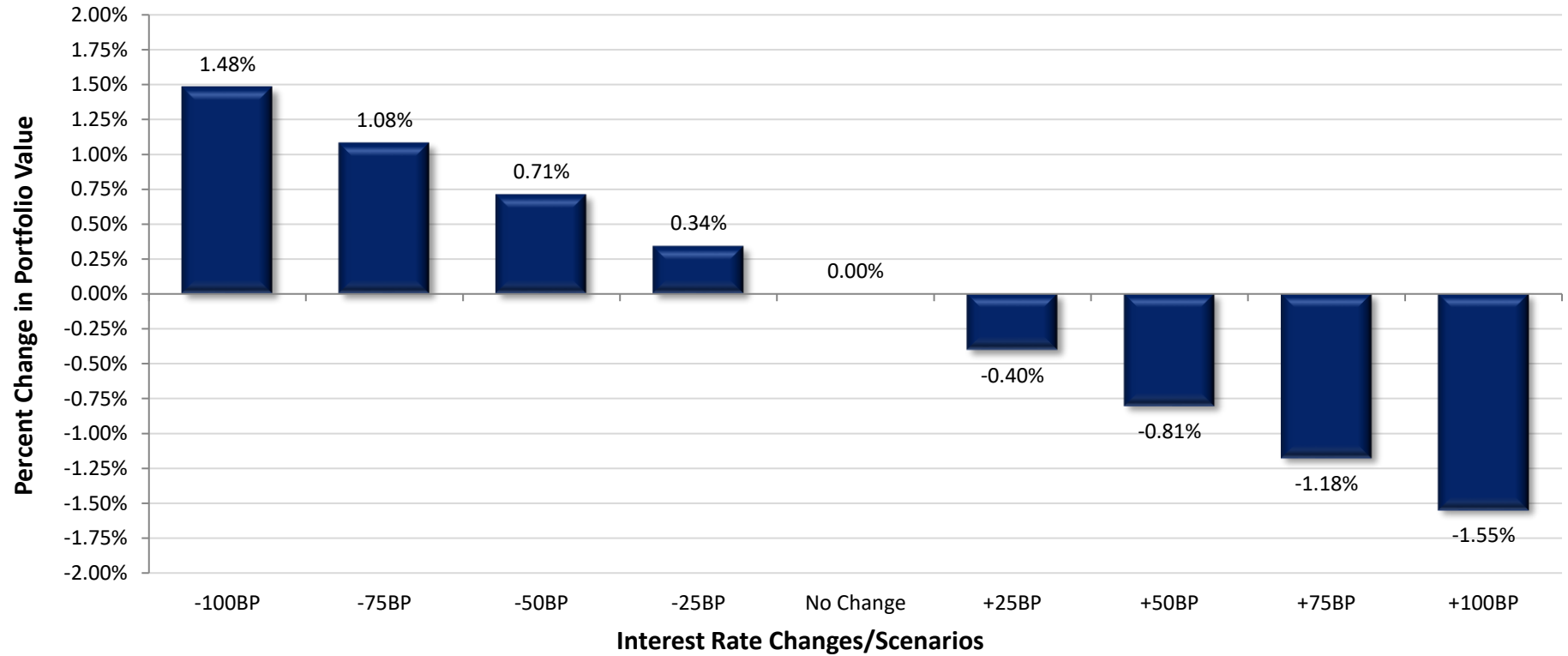
County of Alameda



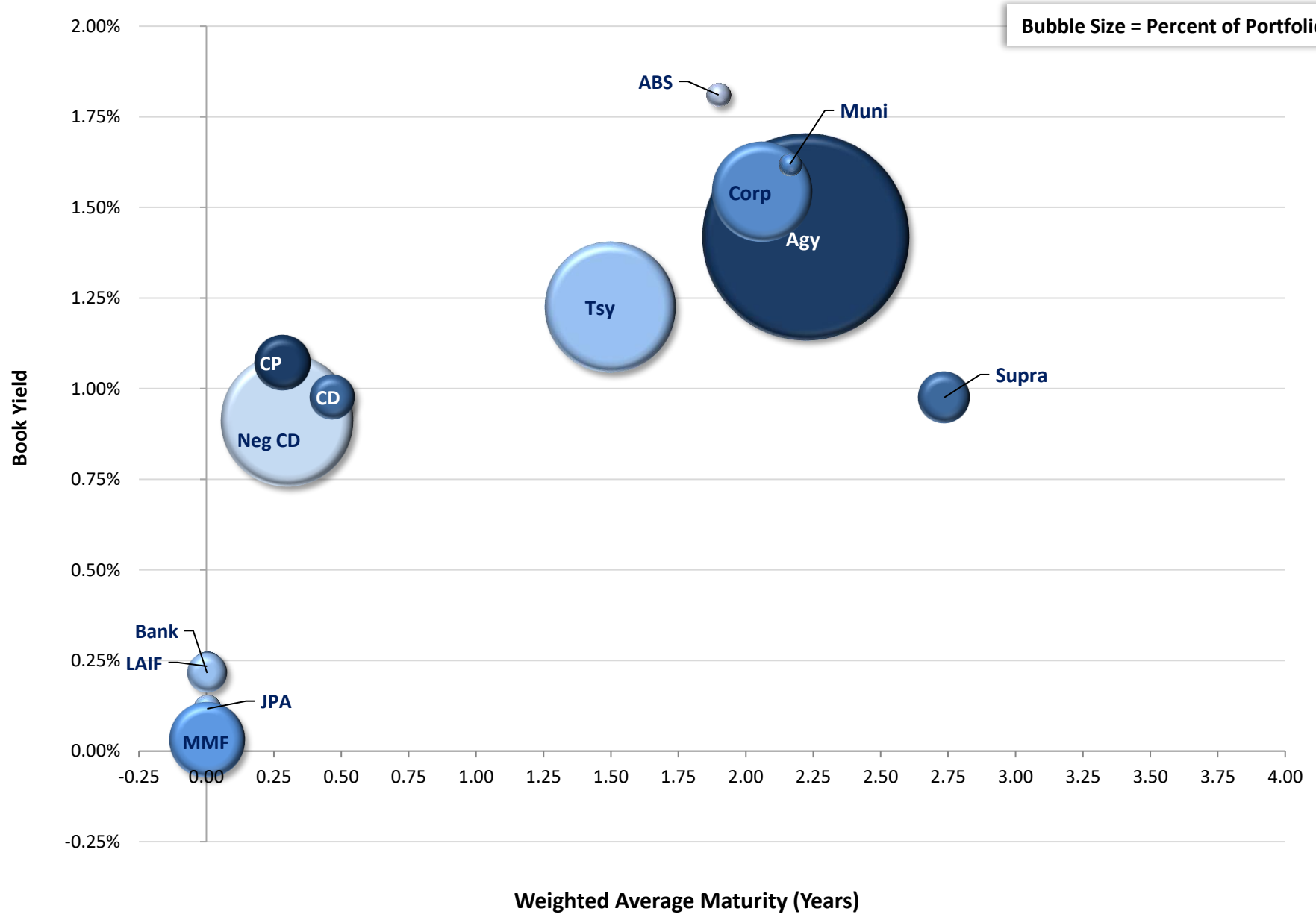
	Jul	Aug	Sep	Oct	Nov	Dec	Jan	Feb	Mar	Apr	May	Jun
Fiscal Year 2016	\$3.325	\$3.023	\$3.078	\$2.936	\$3.117	\$3.530	\$3.747	\$3.852	\$3.862	\$4.195	\$4.199	\$4.060
Fiscal Year 2017	\$4.120	\$3.786	\$3.698	\$3.962	\$4.328	\$4.781	\$4.807	\$4.726	\$4.767	\$5.174	\$5.263	\$5.253
Fiscal Year 2018	\$5.107	\$4.600	\$4.490	\$4.625	\$5.096	\$5.818	\$6.011	\$5.881	\$5.868	\$6.002	\$5.984	\$5.901
Fiscal Year 2019	\$5.648	\$5.146	\$5.108	\$5.047	\$5.540	\$6.217	\$6.047	\$5.912	\$6.093	\$6.626	\$6.507	\$6.311
Fiscal Year 2020	\$6.029	\$5.655	\$5.782	\$5.797	\$6.103	\$6.658	\$6.682	\$6.513	\$6.507	\$6.958	\$7.246	\$7.096
Fiscal Year 2021	\$6.711	\$6.231	\$6.426	\$6.439	\$6.857	\$7.543	\$7.422	\$7.412	\$7.369	\$7.811	\$7.680	\$7.546
Fiscal Year 2022	\$6.449	\$6.168	\$6.204	\$6.335	\$7.041	\$7.786	\$7.749	\$7.630	\$7.753	\$8.296	\$8.370	\$8.141

Figures in Billions, Average Daily Balance

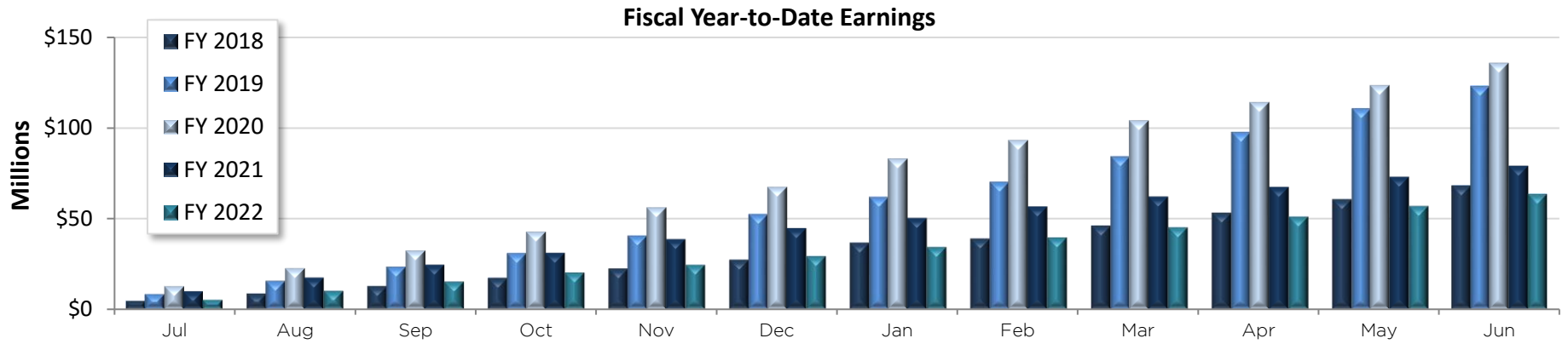
Instantaneous Interest Rate Changes and Approximate Change in Portfolio's Market Value



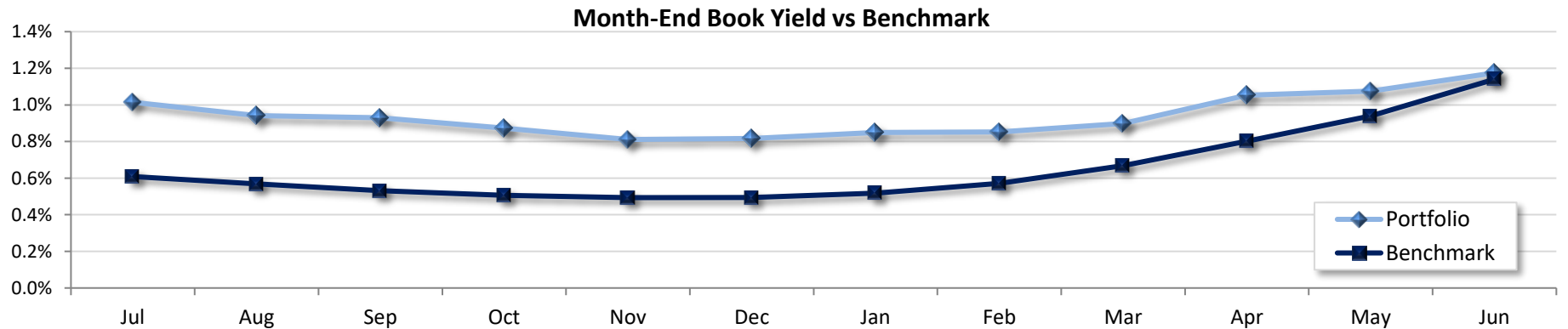
Int. Rate Change	Portfolio Value	Value Change	Percent Change
-100 Basis Points	\$8,332,536,456	\$121,522,999	1.48%
-75 Basis Points	\$8,299,725,246	\$88,711,789	1.08%
-50 Basis Points	\$8,269,344,496	\$58,331,040	0.71%
-25 Basis Points	\$8,238,963,746	\$27,950,290	0.34%
No Change	\$8,211,013,457	\$0	0.00%
+25 Basis Points	\$8,177,923,072	-\$33,090,384	-0.40%
+50 Basis Points	\$8,144,832,688	-\$66,180,768	-0.81%
+75 Basis Points	\$8,114,287,718	-\$96,725,739	-1.18%
+100 Basis Points	\$8,083,742,748	-\$127,270,709	-1.55%



*Note: Excludes Cash Balance

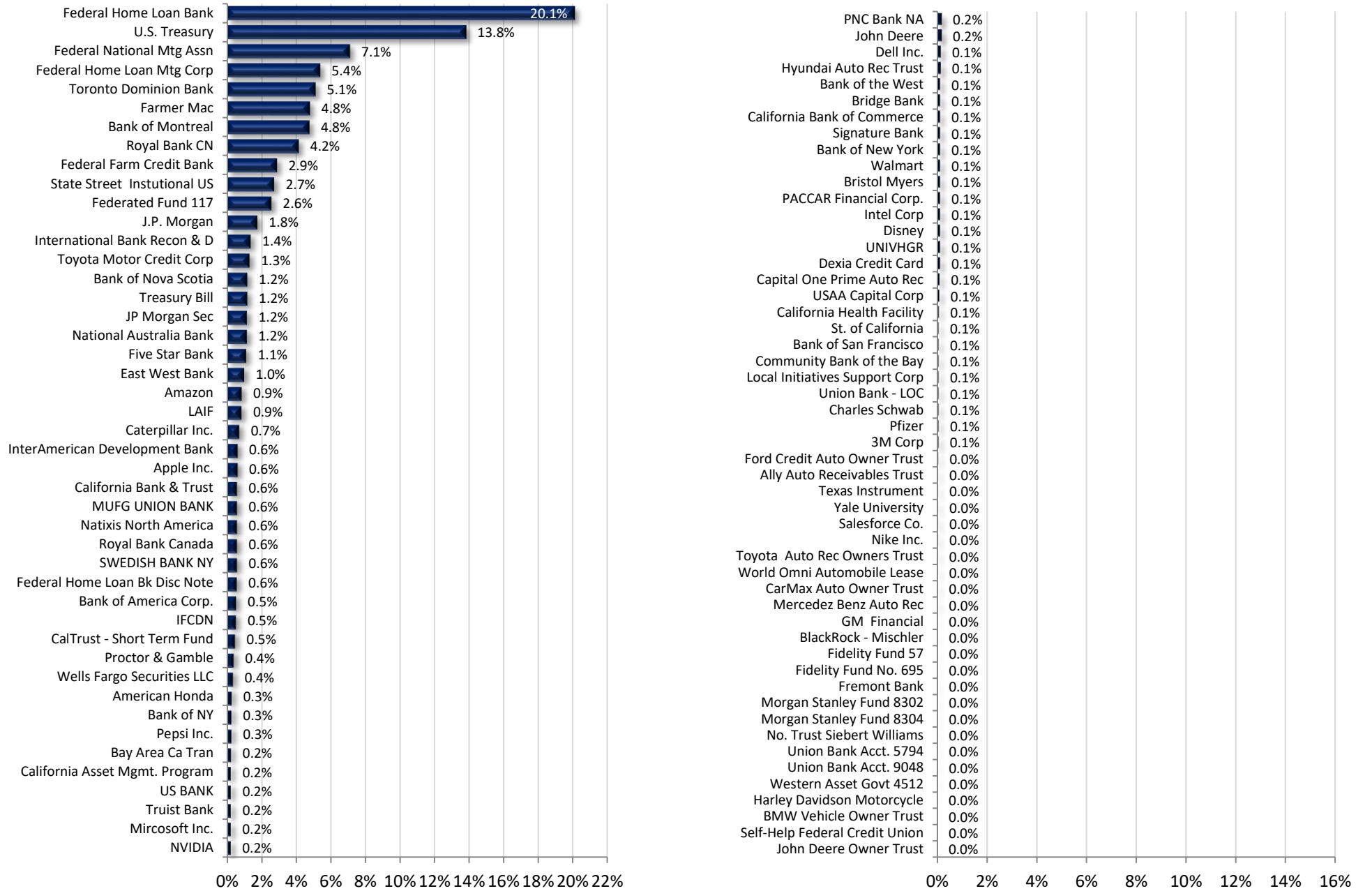


Fiscal YTD (\$Mil)	Jul	Aug	Sep	Oct	Nov	Dec	Jan	Feb	Mar	Apr	May	Jun
FY 2018	\$4.6	\$8.7	\$12.8	\$17.3	\$22.4	\$27.3	\$36.5	\$38.8	\$45.9	\$53.0	\$60.3	\$67.8
FY 2019	\$8.4	\$15.8	\$23.5	\$31.1	\$40.7	\$52.6	\$62.1	\$70.3	\$84.4	\$97.7	\$110.6	\$123.0
FY 2020	\$12.7	\$22.7	\$32.4	\$42.8	\$56.2	\$67.5	\$83.2	\$93.3	\$104.2	\$114.2	\$123.6	\$135.9
FY 2021	\$9.9	\$17.5	\$24.4	\$31.0	\$38.5	\$44.5	\$50.1	\$56.3	\$61.7	\$67.1	\$72.6	\$78.7
FY 2022	\$5.3	\$10.2	\$15.4	\$20.3	\$24.5	\$29.3	\$34.3	\$39.5	\$45.0	\$50.9	\$56.8	\$63.4



	Jul	Aug	Sep	Oct	Nov	Dec	Jan	Feb	Mar	Apr	May	Jun
Month-End Book Yield	1.01%	0.94%	0.93%	0.87%	0.81%	0.82%	0.85%	0.85%	0.90%	1.05%	1.08%	1.18%
Benchmark	0.61%	0.57%	0.53%	0.51%	0.49%	0.49%	0.52%	0.57%	0.67%	0.80%	0.94%	1.14%
Variance	0.41%	0.37%	0.40%	0.37%	0.32%	0.32%	0.33%	0.28%	0.23%	0.25%	0.14%	0.04%

Benchmark: ICE BofAML Indices 30MMA 10% 1-5yr Tsy, 35% 1-5yr Agy, 5% 1-5yr A-AAA Ex Yankee Corp, and 6MMA 10% 0-1yr Tsy, 20% 0-1yr Agy, 20% 0-1yr A-AAA Corp



**Alameda County Investment Pool
Portfolio Management
Portfolio Summary
June 30, 2022**

Investments	Par Value	Market Value	Book Value	% of Portfolio	Days to Maturity	YTM 365 Equiv.
Non-Negotiable CDs	161,230,000.00	161,230,000.00	161,230,000.00	1.92	171	0.976
Local Agency Investment Funds	72,000,000.00	72,000,000.00	72,000,000.00	0.86	1	0.234
Joint Powers Authority	60,000,000.00	60,000,000.00	60,000,000.00	0.71	1	0.117
Money Market Mutual Funds	455,000,000.00	455,000,000.00	455,000,000.00	5.41	1	0.030
Money Market Bank Accounts	127,000,000.00	127,000,000.00	127,000,000.00	1.51	1	0.215
Negotiable CDs	1,400,000,000.00	1,395,273,000.00	1,400,000,000.00	16.64	109	0.911
Corporate Notes	799,559,000.00	767,718,022.91	798,396,455.16	9.49	752	1.542
Washington Supranational Obligation	215,000,000.00	202,431,780.00	214,524,789.00	2.55	999	0.975
Commercial Paper Disc. -Amortizing	250,000,000.00	247,883,500.00	248,040,166.67	2.95	103	1.071
Agency Bullets (Aaa/AA+)	1,396,010,000.00	1,364,150,101.90	1,394,137,262.19	16.57	546	1.510
Federal Agency Disc. -Amortizing	50,000,000.00	49,225,000.00	49,265,831.10	0.59	213	2.572
Treasury Notes and Bonds	1,275,000,000.00	1,230,328,750.00	1,262,376,046.96	15.00	588	1.253
Treasury Discounts -Amortizing	100,000,000.00	99,920,500.00	99,771,069.45	1.19	23	0.860
Agency Callables (Aaa/AA+)	1,985,590,000.00	1,892,106,574.35	1,984,038,912.70	23.58	1,012	1.325
Asset Backed Securities	47,321,052.73	47,188,312.47	47,254,504.15	0.56	693	1.811
Municipal Bonds	40,795,000.00	39,557,914.95	41,505,775.80	0.49	790	1.619
	8,434,505,052.73	8,211,013,456.58	8,414,540,813.18	100.00%	548	1.175

Investments	June 30 Month Ending	Fiscal Year To Date	Fiscal Year Ending
Total Earnings			
Current Year	6,652,943.06	63,416,348.79	63,416,348.79
Average Daily Balance	8,141,476,322.44	7,322,715,506.88	
Effective Rate of Return	0.99%	0.87%	

Henry C. Levy, Treasurer - Tax Collector

Reporting period 06/01/2022-06/30/2022

Run Date: 07/27/2022 - 14:30

Portfolio POOL
RC
PM (PRF_PM1) 7.3.0
Report Ver. 7.3.6.1

**Alameda County Investment Pool
Portfolio Management
Portfolio Details - Investments
June 30, 2022**

CUSIP	Investment #	Issuer	Average Balance	Purchase Date	Par Value	Market Value	Book Value	Stated Rate	YTM 365	Days to Maturity	Maturity Date
Non-Negotiable CDs											
SYS12638	12638	Bank of San Francisco		02/04/2022	5,000,000.00	5,000,000.00	5,000,000.00	0.480	0.487	34	08/04/2022
SYS12526	12526	Bridge Bank		10/04/2021	10,000,000.00	10,000,000.00	10,000,000.00	0.350	0.355	94	10/03/2022
SYS12749	12749	California Bank & Trust		06/20/2022	30,000,000.00	30,000,000.00	30,000,000.00	0.150	0.152	80	09/19/2022
SYS12664	12658	Community Bank of the Bay		03/08/2022	5,000,000.00	5,000,000.00	5,000,000.00	0.690	0.700	69	09/08/2022
SYS12651	12651	California Bank of Commerce		02/25/2022	10,000,000.00	10,000,000.00	10,000,000.00	1.200	1.217	239	02/25/2023
SYS12640	12640	East West Bank		02/10/2022	40,000,000.00	40,000,000.00	40,000,000.00	0.990	1.004	224	02/10/2023
SYS12710	12710	East West Bank		01/24/2022	20,000,000.00	20,000,000.00	20,000,000.00	0.420	0.426	24	07/25/2022
SYS12767	12767	East West Bank		06/30/2022	25,000,000.00	25,000,000.00	25,000,000.00	3.000	3.042	364	06/30/2023
SYS12708	12708	Fremont Bank		04/29/2022	1,000,000.00	1,000,000.00	1,000,000.00	0.150	0.152	122	10/31/2022
SYS12660	12660	Self-Help Federal Credit Union		03/14/2022	230,000.00	230,000.00	230,000.00	1.000	1.014	255	03/13/2023
SYS12528	12528	Signature Bank		10/06/2021	10,000,000.00	10,000,000.00	10,000,000.00	0.350	0.355	97	10/06/2022
SYS12742	12742	Union Bank - LOC		05/10/2022	5,000,000.00	5,000,000.00	5,000,000.00	0.500	0.507	313	05/10/2023
Subtotal and Average			137,063,333.33		161,230,000.00	161,230,000.00	161,230,000.00	0.976	171		
Local Agency Investment Funds											
SYS10285	10285	LAIF		07/01/2018	72,000,000.00	72,000,000.00	72,000,000.00	0.234	0.234	1	
Subtotal and Average			72,000,000.00		72,000,000.00	72,000,000.00	72,000,000.00	0.234	1		
Joint Powers Authority											
SYS10470	10470	California Asset Mgmt. Program		07/01/2018	20,000,000.00	20,000,000.00	20,000,000.00	0.050	0.050	1	
SYS10472	10472	CalTrust - Short Term Fund		07/01/2018	40,000,000.00	40,000,000.00	40,000,000.00	0.150	0.150	1	
Subtotal and Average			75,000,000.00		60,000,000.00	60,000,000.00	60,000,000.00	0.117	1		
Money Market Mutual Funds											
09250C721	12656	BlackRock - Mischler		03/03/2022	1,000,000.00	1,000,000.00	1,000,000.00	0.030	0.030	1	
608919718	11093	Federated Fund 117		07/01/2018	217,000,000.00	217,000,000.00	217,000,000.00	0.030	0.030	1	
316175504	10274	Fidelity Fund No. 695		07/01/2018	1,000,000.00	1,000,000.00	1,000,000.00	0.010	0.010	1	
316175108	11090	Fidelity Fund 57		07/01/2018	1,000,000.00	1,000,000.00	1,000,000.00	0.010	0.010	1	
61747C707	10280	Morgan Stanley Fund 8302		07/01/2018	1,000,000.00	1,000,000.00	1,000,000.00	0.030	0.030	1	
61747C582	11089	Morgan Stanley Fund 8304		07/01/2018	1,000,000.00	1,000,000.00	1,000,000.00	0.010	0.010	1	
665279840	12588	No. Trust Siebert Williams		12/06/2021	1,000,000.00	1,000,000.00	1,000,000.00	0.030	0.030	1	
SYS12009	12009	State Street Institutional US		02/11/2020	231,000,000.00	231,000,000.00	231,000,000.00	0.030	0.030	1	
52470G791	10318	Western Asset Govt 4512		07/01/2018	1,000,000.00	1,000,000.00	1,000,000.00	0.010	0.010	1	
Subtotal and Average			213,600,000.00		455,000,000.00	455,000,000.00	455,000,000.00	0.030	1		

**Alameda County Investment Pool
Portfolio Management
Portfolio Details - Investments
June 30, 2022**

CUSIP	Investment #	Issuer	Average Balance	Purchase Date	Par Value	Market Value	Book Value	Stated Rate	YTM 365	Days to Maturity	Maturity Date
Money Market Bank Accounts											
SYS12169	12169	Five Star Bank		11/12/2019	95,000,000.00	95,000,000.00	95,000,000.00	0.234	0.234	1	
SYS12601	12601	Bank of the West		12/22/2021	10,000,000.00	10,000,000.00	10,000,000.00	0.150	0.150	1	
SYS10286	10286	California Bank & Trust		07/01/2018	20,000,000.00	20,000,000.00	20,000,000.00	0.180	0.180	1	
SYS10290	10290	Union Bank Acct. 5794		07/01/2018	1,000,000.00	1,000,000.00	1,000,000.00	0.010	0.010	1	
SYS10291	10291	Union Bank Acct. 9048		07/01/2018	1,000,000.00	1,000,000.00	1,000,000.00	0.010	0.010	1	
Subtotal and Average			127,000,000.00		127,000,000.00	127,000,000.00	127,000,000.00	0.215		1	
Negotiable CDs											
06367CKD8	12488	Bank of Montreal		08/24/2021	50,000,000.00	49,942,000.00	50,000,000.00	0.200	0.203	28	07/29/2022
06367CKL0	12493	Bank of Montreal		08/27/2021	50,000,000.00	49,947,500.00	50,000,000.00	0.180	0.183	25	07/26/2022
06367CKR7	12501	Bank of Montreal		08/31/2021	50,000,000.00	49,849,500.00	50,000,000.00	0.020	0.020	60	08/30/2022
06367CN29	12536	Bank of Montreal		10/27/2021	50,000,000.00	49,949,000.00	50,000,000.00	0.210	0.213	25	07/26/2022
06367CPC5	12579	Bank of Montreal		11/29/2021	50,000,000.00	49,949,500.00	50,000,000.00	0.280	0.284	26	07/27/2022
06367CRK5	12619	Bank of Montreal		01/05/2022	50,000,000.00	49,365,000.00	50,000,000.00	0.580	0.588	186	01/03/2023
06367CSX6	12654	Bank of Montreal		03/02/2022	50,000,000.00	49,451,000.00	50,000,000.00	1.150	1.166	201	01/18/2023
06417MTM7	12577	Bank of Nova Scotia		11/29/2021	50,000,000.00	49,948,000.00	50,000,000.00	0.280	0.284	26	07/27/2022
06417MTN5	12578	Bank of Nova Scotia		11/29/2021	50,000,000.00	49,950,500.00	50,000,000.00	0.280	0.284	25	07/26/2022
62478UEQ5	12722	MUFG UNION BANK		04/18/2022	50,000,000.00	49,974,500.00	50,000,000.00	0.900	0.913	25	07/26/2022
63873QTL8	12730	Natixis North America		04/27/2022	50,000,000.00	49,747,000.00	50,000,000.00	2.340	2.373	215	02/01/2023
78012U7G4	12752	Royal Bank Canada		06/27/2022	50,000,000.00	50,004,500.00	50,000,000.00	3.550	3.599	313	05/10/2023
78012UX34	12534	Royal Bank CN		10/27/2021	50,000,000.00	49,948,000.00	50,000,000.00	0.210	0.213	25	07/26/2022
78012UX67	12541	Royal Bank CN		10/29/2021	50,000,000.00	49,656,000.00	50,000,000.00	0.330	0.335	117	10/26/2022
78012UX75	12542	Royal Bank CN		10/29/2021	50,000,000.00	49,748,500.00	50,000,000.00	0.300	0.304	89	09/28/2022
78012UY66	12548	Royal Bank CN		11/10/2021	50,000,000.00	49,949,000.00	50,000,000.00	0.240	0.243	25	07/26/2022
78012U2B0	12580	Royal Bank CN		11/29/2021	50,000,000.00	49,946,500.00	50,000,000.00	0.280	0.284	27	07/28/2022
78012U2P9	12593	Royal Bank CN		12/16/2021	50,000,000.00	49,652,000.00	50,000,000.00	0.430	0.436	122	10/31/2022
78012U5J0	12725	Royal Bank CN		04/26/2022	50,000,000.00	49,747,000.00	50,000,000.00	2.280	2.312	213	01/30/2023
87019V2Z9	12498	SWEDISH BANK NY		08/30/2021	50,000,000.00	49,948,500.00	50,000,000.00	0.170	0.172	25	07/26/2022
89114WEU5	12487	Toronto Dominion Bank		08/24/2021	50,000,000.00	49,947,000.00	50,000,000.00	0.190	0.193	25	07/26/2022
89114WJY2	12543	Toronto Dominion Bank		10/29/2021	50,000,000.00	49,722,000.00	50,000,000.00	0.320	0.324	103	10/12/2022
89114WKQ7	12547	Toronto Dominion Bank		11/10/2021	50,000,000.00	49,605,000.00	50,000,000.00	0.360	0.365	131	11/09/2022
89114WL45	12559	Toronto Dominion Bank		11/16/2021	50,000,000.00	49,812,000.00	50,000,000.00	0.290	0.294	77	09/16/2022
89114WNY7	12612	Toronto Dominion Bank		12/29/2021	50,000,000.00	49,829,000.00	50,000,000.00	0.390	0.395	75	09/14/2022
89114WVT9	12726	Toronto Dominion Bank		04/26/2022	50,000,000.00	49,728,000.00	50,000,000.00	2.290	2.322	213	01/30/2023
89114WZP3	12750	Toronto Dominion Bank		06/27/2022	50,000,000.00	49,972,000.00	50,000,000.00	3.560	3.609	327	05/24/2023

**Alameda County Investment Pool
Portfolio Management
Portfolio Details - Investments
June 30, 2022**

CUSIP	Investment #	Issuer	Average Balance	Purchase Date	Par Value	Market Value	Book Value	Stated Rate	YTM 365	Days to Maturity	Maturity Date
Negotiable CDs											
89114WZT5	12751	Toronto Dominion Bank		06/27/2022	50,000,000.00	49,984,500.00	50,000,000.00	3.550	3.599	313	05/10/2023
Subtotal and Average			1,320,000,000.00		1,400,000,000.00	1,395,273,000.00	1,400,000,000.00		0.911	109	
Corporate Notes											
037833DM9	11851	Apple Inc.		09/11/2019	3,000,000.00	2,906,310.00	2,993,160.00	1.800	1.848	803	09/11/2024
037833DL1	11852	Apple Inc.		09/11/2019	1,000,000.00	1,000,550.00	999,830.00	1.700	1.706	72	09/11/2022
037833DM9	11943	Apple Inc.		12/12/2019	9,000,000.00	8,718,930.00	8,918,370.00	1.800	2.001	803	09/11/2024
037833DT4	12133	Apple Inc.		05/11/2020	5,000,000.00	4,693,250.00	4,991,050.00	1.125	1.162	1,045	05/11/2025
037833DV9	12134	Apple Inc.		05/11/2020	5,000,000.00	4,912,200.00	4,986,400.00	0.750	0.842	314	05/11/2023
037833DX5	12200	Apple Inc.		08/20/2020	5,000,000.00	4,576,850.00	4,988,200.00	0.550	0.598	1,146	08/20/2025
037833DX5	12201	Apple Inc.		08/20/2020	5,000,000.00	4,576,850.00	4,988,200.00	0.550	0.598	1,146	08/20/2025
037833EB2	12387	Apple Inc.		02/08/2021	20,000,000.00	18,208,800.00	19,955,000.00	0.746	0.792	1,318	02/08/2026
023135BQ8	12162	Amazon		06/10/2020	5,000,000.00	4,655,100.00	4,995,350.00	0.800	0.819	1,068	06/03/2025
023135BQ8	12163	Amazon		06/10/2020	5,000,000.00	4,655,100.00	4,993,750.00	0.800	0.826	1,068	06/03/2025
023135BQ8	12166	Amazon		06/11/2020	10,000,000.00	9,310,200.00	9,990,700.00	0.800	0.819	1,068	06/03/2025
023135BV7	12442	Amazon		05/12/2021	10,000,000.00	9,790,200.00	9,998,600.00	0.250	0.257	315	05/12/2023
023135BX3	12443	Amazon		05/12/2021	10,000,000.00	9,094,100.00	9,956,800.00	1.000	1.089	1,411	05/12/2026
023135BW5	12444	Amazon		05/12/2021	3,000,000.00	2,852,400.00	2,995,620.00	0.450	0.499	681	05/12/2024
023135CF1	12686	Amazon		04/13/2022	7,000,000.00	6,867,420.00	6,985,580.00	3.300	3.345	1,747	04/13/2027
023135CD6	12687	Amazon		04/13/2022	10,000,000.00	9,922,500.00	10,000,000.00	2.730	2.730	652	04/13/2024
023135CE4	12688	Amazon		04/13/2022	13,000,000.00	12,868,050.00	12,981,496.67	3.000	3.050	1,017	04/13/2025
06051GJG5	12241	Bank of America Corp.		09/25/2020	8,000,000.00	7,401,520.00	8,000,000.00	0.981	0.981	1,182	09/25/2025
06051GJG5	12242	Bank of America Corp.		09/25/2020	3,000,000.00	2,775,570.00	3,000,000.00	0.981	0.981	1,182	09/25/2025
06048WM31	12453	Bank of America Corp.		05/28/2021	10,000,000.00	8,689,900.00	10,000,000.00	1.250	1.250	1,427	05/28/2026
06048WM64	12482	Bank of America Corp.		07/07/2021	10,000,000.00	8,665,700.00	9,975,000.00	1.200	1.252	1,455	06/25/2026
06048WP46	12517	Bank of America Corp.		09/27/2021	10,000,000.00	9,384,000.00	10,000,000.00	0.750	0.750	1,000	03/27/2025
06048WN63	12530	Bank of America Corp.		10/08/2021	4,898,000.00	4,477,457.72	4,844,122.00	1.150	1.382	1,532	09/10/2026
06406RBC0	12699	Bank of New York		04/26/2022	10,000,000.00	9,885,500.00	9,998,600.00	3.350	3.355	1,029	04/25/2025
06406RAK3	12093	Bank of NY		04/08/2020	16,301,000.00	16,291,871.44	16,309,339.25	1.950	1.845	53	08/23/2022
06406RAL1	12153	Bank of NY		06/01/2020	6,540,000.00	6,328,431.00	6,848,426.40	2.100	1.001	846	10/24/2024
06368EA36	12336	Bank of Montreal		12/08/2020	10,000,000.00	9,604,600.00	9,993,500.00	0.450	0.472	525	12/08/2023
06368FAA7	12508	Bank of Montreal		09/15/2021	5,000,000.00	4,827,250.00	4,995,800.00	0.400	0.442	441	09/15/2023
06368FAC3	12509	Bank of Montreal		09/15/2021	6,000,000.00	5,315,160.00	5,989,860.00	1.250	1.285	1,537	09/15/2026
06368FAE9	12625	Bank of Montreal		01/10/2022	10,000,000.00	9,437,200.00	9,994,700.00	1.500	1.518	924	01/10/2025
06368FAG4	12657	Bank of Montreal		03/08/2022	15,000,000.00	14,668,950.00	14,989,500.00	2.150	2.186	616	03/08/2024

**Alameda County Investment Pool
Portfolio Management
Portfolio Details - Investments
June 30, 2022**

CUSIP	Investment #	Issuer	Average Balance	Purchase Date	Par Value	Market Value	Book Value	Stated Rate	YTM 365	Days to Maturity	Maturity Date
Corporate Notes											
06368D3S1	12746	Bank of Montreal		06/07/2022	6,000,000.00	5,946,900.00	5,998,620.00	3.700	3.708	1,072	06/07/2025
110122DN5	12302	Bristol Myers		11/13/2020	5,000,000.00	4,556,900.00	4,991,900.00	0.750	0.783	1,231	11/13/2025
110122DT2	12303	Bristol Myers		11/13/2020	5,000,000.00	4,825,400.00	5,000,000.00	0.537	0.537	500	11/13/2023
14913Q3A5	11839	Caterpillar Inc.		09/06/2019	6,000,000.00	5,998,560.00	5,991,660.00	1.900	1.948	67	09/06/2022
14913Q3C1	11971	Caterpillar Inc.		01/13/2020	15,000,000.00	15,011,250.00	14,993,100.00	1.950	1.967	140	11/18/2022
14913Q3C1	12032	Caterpillar Inc.		03/12/2020	5,000,000.00	5,003,750.00	5,013,341.61	1.950	1.404	140	11/18/2022
14913R2F3	12222	Caterpillar Inc.		09/14/2020	10,000,000.00	9,697,100.00	9,993,200.00	0.450	0.473	440	09/14/2023
14913R2J5	12410	Caterpillar Inc.		03/01/2021	10,000,000.00	9,839,300.00	9,991,400.00	0.250	0.293	243	03/01/2023
14913R2U0	12620	Caterpillar Inc.		01/10/2022	5,000,000.00	4,577,500.00	4,997,600.00	1.700	1.710	1,652	01/08/2027
14913R2S5	12621	Caterpillar Inc.		01/10/2022	10,000,000.00	9,657,200.00	9,998,400.00	0.950	0.958	558	01/10/2024
24422EVG1	12156	John Deere		06/04/2020	7,000,000.00	7,000,000.00	6,998,530.00	0.550	0.560	4	07/05/2022
24422EVH9	12157	John Deere		06/04/2020	3,000,000.00	2,926,500.00	2,997,540.00	0.700	0.727	369	07/05/2023
24422EVJ5	12259	John Deere		10/09/2020	2,000,000.00	1,936,220.00	1,997,680.00	0.400	0.439	466	10/10/2023
24422EVX4	12622	John Deere		01/10/2022	3,000,000.00	2,895,810.00	2,999,520.00	0.900	0.908	558	01/10/2024
24422EWA3	12623	Dell Inc.		01/10/2022	5,000,000.00	4,563,100.00	4,997,150.00	1.700	1.712	1,655	01/11/2027
24422EYV2	12624	Dell Inc.		01/10/2022	7,000,000.00	6,637,890.00	6,996,710.00	1.250	1.266	924	01/10/2025
254687FN1	12066	Disney		03/23/2020	5,000,000.00	4,955,850.00	4,997,254.44	3.350	3.360	997	03/24/2025
254687FJ0	12075	Disney		03/27/2020	5,000,000.00	4,994,200.00	4,954,200.00	1.650	2.038	62	09/01/2022
31422XXA5	12690	Farmer Mac		04/08/2022	20,000,000.00	19,807,600.00	20,000,000.00	2.570	2.571	728	06/28/2024
02665WCA7	12028	American Honda		03/12/2020	5,000,000.00	4,994,100.00	5,028,661.83	2.600	1.427	138	11/16/2022
02665WDH1	12029	American Honda		03/12/2020	3,000,000.00	2,968,590.00	3,013,191.56	1.950	1.498	313	05/10/2023
02665WDH1	12030	American Honda		03/12/2020	5,500,000.00	5,442,415.00	5,524,619.51	1.950	1.490	313	05/10/2023
02665WDX6	12448	American Honda		05/20/2021	10,000,000.00	9,775,900.00	9,999,800.00	0.350	0.351	293	04/20/2023
458140BP4	12069	Intel Corp		03/25/2020	10,000,000.00	9,983,700.00	9,984,500.00	3.400	3.434	998	03/25/2025
46647PBS4	12226	J.P. Morgan		09/16/2020	4,000,000.00	3,833,520.00	4,000,000.00	0.653	0.653	808	09/16/2024
46647PBY1	12396	J.P. Morgan		02/16/2021	5,000,000.00	4,709,150.00	5,000,000.00	0.563	0.563	961	02/16/2025
46647PBZ8	12417	J.P. Morgan		03/16/2021	10,000,000.00	9,781,400.00	10,000,000.00	0.697	0.697	624	03/16/2024
48128G3N8	12454	J.P. Morgan		05/28/2021	5,000,000.00	4,377,600.00	5,000,000.00	1.200	1.200	1,427	05/28/2026
46647PCH7	12455	J.P. Morgan		06/01/2021	5,000,000.00	4,672,500.00	5,000,000.00	0.824	0.824	1,066	06/01/2025
48128G3V0	12459	J.P. Morgan		06/11/2021	10,000,000.00	8,638,600.00	10,000,000.00	1.150	1.150	1,441	06/11/2026
48128G4R8	12486	J.P. Morgan		08/17/2021	10,000,000.00	8,715,000.00	9,990,000.00	1.150	1.171	1,508	08/17/2026
53961LAH2	12402	Local Initiatives Support Corp		02/25/2021	5,000,000.00	4,769,750.00	5,000,000.00	0.500	0.500	594	02/15/2024
88579YBL4	12078	3M Corp		03/30/2020	4,761,000.00	4,752,192.15	4,727,530.17	1.750	2.003	228	02/14/2023
594918BQ6	11783	Mircosoft Inc.		06/27/2019	4,157,000.00	4,116,011.98	4,160,450.31	2.000	1.979	403	08/08/2023
594918AQ7	11836	Mircosoft Inc.		08/30/2019	15,150,000.00	15,144,394.50	15,185,321.14	2.125	1.644	137	11/15/2022
654106AH6	12074	Nike Inc.		03/27/2020	3,000,000.00	2,921,490.00	2,995,920.00	2.400	2.429	1,000	03/27/2025

Portfolio POOL
RC
PM (PRF_PM2) 7.3.0

**Alameda County Investment Pool
Portfolio Management
Portfolio Details - Investments
June 30, 2022**

CUSIP	Investment #	Issuer	Average Balance	Purchase Date	Par Value	Market Value	Book Value	Stated Rate	YTM 365	Days to Maturity	Maturity Date
Corporate Notes											
67066GAL8	12679	NVIDIA		04/22/2022	20,000,000.00	18,985,400.00	19,115,528.89	0.584	2.824	714	06/14/2024
69371RQ66	12006	PACCAR Financial Corp.		02/06/2020	10,000,000.00	9,556,900.00	9,991,900.00	1.800	1.817	951	02/06/2025
713448EQ7	12045	Pepsi Inc.		03/19/2020	2,500,000.00	2,434,800.00	2,498,236.67	2.250	2.265	992	03/19/2025
713448EQ7	12047	Pepsi Inc.		03/19/2020	5,000,000.00	4,869,600.00	4,996,450.00	2.250	2.265	992	03/19/2025
713448EQ7	12051	Pepsi Inc.		03/20/2020	5,000,000.00	4,869,600.00	4,991,650.00	2.250	2.286	992	03/19/2025
713448FB9	12257	Pepsi Inc.		10/07/2020	10,000,000.00	9,700,600.00	9,994,300.00	0.400	0.120	463	10/07/2023
717081EX7	12151	Pfizer		05/28/2020	5,000,000.00	4,655,350.00	4,968,800.00	0.800	0.928	1,062	05/28/2025
742718FL8	12280	Proctor & Gamble		10/29/2020	5,000,000.00	4,597,800.00	4,991,900.00	0.550	0.583	1,216	10/29/2025
742718FL8	12633	Proctor & Gamble		01/31/2022	8,752,000.00	8,047,989.12	8,392,292.80	0.550	1.687	1,216	10/29/2025
742718FV6	12637	Proctor & Gamble		02/01/2022	20,000,000.00	18,797,200.00	19,971,600.00	1.900	1.930	1,676	02/01/2027
69349LAG3	11909	PNC Bank NA		11/15/2019	15,000,000.00	14,993,400.00	15,044,360.04	2.700	2.116	123	11/01/2022
808513BR5	12445	Charles Schwab		05/13/2021	4,000,000.00	3,608,440.00	3,990,720.00	1.150	1.198	1,412	05/13/2026
808513BY0	12655	Charles Schwab		03/03/2022	1,000,000.00	932,610.00	998,920.00	2.450	2.473	1,706	03/03/2027
79466LAG9	12484	Salesforce Co.		07/12/2021	3,000,000.00	2,838,840.00	2,998,470.00	0.625	0.640	745	07/15/2024
89114QCM8	12364	Toronto Dominion Bank		01/06/2021	12,000,000.00	11,840,040.00	11,989,200.00	0.250	0.295	189	01/06/2023
89114QCP1	12365	Toronto Dominion Bank		01/06/2021	10,000,000.00	8,937,000.00	9,985,300.00	0.750	0.780	1,285	01/06/2026
89114TZK1	12591	Toronto Dominion Bank		12/13/2021	10,000,000.00	9,435,800.00	9,992,700.00	1.250	1.275	896	12/13/2024
89236TEC5	11916	Toyota Motor Credit Corp		11/22/2019	5,000,000.00	4,998,100.00	5,007,148.11	2.150	1.855	69	09/08/2022
89236TEC5	11917	Toyota Motor Credit Corp		11/22/2019	15,000,000.00	14,994,300.00	15,021,873.76	2.150	1.849	69	09/08/2022
89236TGX7	12081	Toyota Motor Credit Corp		04/01/2020	6,000,000.00	5,885,760.00	5,988,960.00	3.000	3.040	1,005	04/01/2025
89236TGW9	12083	Toyota Motor Credit Corp		04/01/2020	5,000,000.00	5,000,600.00	4,999,450.00	2.900	2.904	272	03/30/2023
89236TJH9	12464	Toyota Motor Credit Corp		06/18/2021	15,000,000.00	14,157,300.00	14,982,150.00	0.500	0.540	718	06/18/2024
89236TJN6	12506	Toyota Motor Credit Corp		09/13/2021	5,000,000.00	4,697,500.00	4,997,650.00	0.625	0.641	805	09/13/2024
89236TKC8	12758	Toyota Motor Credit Corp		06/30/2022	10,000,000.00	10,035,900.00	9,990,500.00	3.950	3.984	1,095	06/30/2025
89788JAB5	12026	Truist Bank		03/09/2020	10,000,000.00	9,864,000.00	9,993,000.00	1.250	1.274	251	03/09/2023
89788JAA79	12635	Truist Bank		01/31/2022	10,000,000.00	9,438,900.00	9,930,500.00	1.500	1.542	983	03/10/2025
882508BK9	12507	Texas Instrument		09/15/2021	3,000,000.00	2,724,720.00	3,000,000.00	1.125	1.125	1,537	09/15/2026
90327QD71	12449	USAA Capital Corp		05/21/2021	7,000,000.00	6,649,510.00	6,987,540.00	0.500	0.572	670	05/01/2024
90331HPF4	11935	US BANK		12/09/2019	20,000,000.00	19,897,000.00	19,983,200.00	1.950	1.978	192	01/09/2023
95000U2B8	11896	Wells Fargo Securities LLC		11/07/2019	15,000,000.00	15,001,500.00	15,173,250.00	2.625	2.183	21	07/22/2022
95001D6U9	12124	Wells Fargo Securities LLC		04/30/2020	5,000,000.00	4,934,000.00	5,000,000.00	2.150	2.150	303	04/30/2023
95000U2B8	12135	Wells Fargo Securities LLC		05/11/2020	10,000,000.00	10,001,000.00	10,260,760.00	2.625	1.415	21	07/22/2022
931142DU4	11342	Walmart		10/20/2017	5,000,000.00	4,996,650.00	4,999,600.00	2.350	2.351	167	12/15/2022
931142EK5	11536	Walmart		06/27/2018	2,000,000.00	2,005,840.00	1,999,460.00	3.400	3.406	360	06/26/2023
931142ER0	12512	Walmart		09/17/2021	3,000,000.00	2,727,990.00	2,994,330.00	1.050	1.089	1,539	09/17/2026
98459LAA1	12160	Yale University		06/09/2020	3,000,000.00	2,816,820.00	3,000,000.00	0.873	0.873	1,019	04/15/2025

Portfolio POOL
RC
PM (PRF_PM2) 7.3.0

**Alameda County Investment Pool
Portfolio Management
Portfolio Details - Investments
June 30, 2022**

CUSIP	Investment #	Issuer	Average Balance	Purchase Date	Par Value	Market Value	Book Value	Stated Rate	YTM 365	Days to Maturity	Maturity Date
Subtotal and Average			809,644,979.89		799,559,000.00	767,718,022.91	798,396,455.16		1.542	752	
Washington Supranational Obligation											
45818WCS3	11932	InterAmerican Development Bank		12/03/2019	10,000,000.00	9,653,200.00	9,991,000.00	1.700	1.719	868	11/15/2024
45818WCS3	11950	InterAmerican Development Bank		12/16/2019	25,000,000.00	24,133,000.00	24,891,000.00	1.700	1.793	868	11/15/2024
45818WDA1	12412	InterAmerican Development Bank		03/11/2021	18,000,000.00	16,645,320.00	17,952,714.00	0.800	0.854	1,342	03/04/2026
459058JL8	12277	International Bank Recon & D		10/28/2020	15,000,000.00	13,754,550.00	14,983,050.00	0.500	0.523	1,215	10/28/2025
459058JM6	12312	International Bank Recon & D		11/24/2020	20,000,000.00	19,276,600.00	19,957,000.00	0.250	0.322	511	11/24/2023
459058JM6	12313	International Bank Recon & D		11/24/2020	15,000,000.00	14,457,450.00	14,967,750.00	0.250	0.322	511	11/24/2023
459058JE4	12358	International Bank Recon & D		12/23/2020	10,000,000.00	9,196,600.00	9,984,000.00	0.375	0.410	1,123	07/28/2025
459058JS3	12390	International Bank Recon & D		02/10/2021	15,000,000.00	13,497,900.00	15,000,000.00	0.650	0.650	1,320	02/10/2026
45905U5Y6	12400	International Bank Recon & D		02/18/2021	9,500,000.00	8,686,610.00	9,492,875.00	0.600	0.615	1,328	02/18/2026
45905U5Y6	12401	International Bank Recon & D		02/18/2021	10,000,000.00	9,143,800.00	10,000,000.00	0.600	0.600	1,328	02/18/2026
45906M2L4	12414	International Bank Recon & D		03/12/2021	15,000,000.00	13,719,000.00	14,857,500.00	0.650	0.846	1,334	02/24/2026
45906M3C3	12669	International Bank Recon & D		03/29/2022	7,500,000.00	7,398,600.00	7,494,150.00	2.250	2.290	636	03/28/2024
45950VNP7	11974	IFCDN		01/17/2020	25,000,000.00	24,026,750.00	24,953,750.00	1.680	1.719	924	01/10/2025
45950VPX8	12446	IFCDN		05/14/2021	10,000,000.00	9,186,800.00	10,000,000.00	0.860	0.860	1,413	05/14/2026
45950VQS8	12573	IFCDN		11/24/2021	10,000,000.00	9,655,600.00	10,000,000.00	0.610	0.610	511	11/24/2023
Subtotal and Average			214,524,789.00		215,000,000.00	202,431,780.00	214,524,789.00		0.975	999	
Commercial Paper Disc. -Amortizing											
46640QGT2	12546	J.P. Morgan		11/01/2021	50,000,000.00	49,938,500.00	49,903,222.22	0.260	0.267	26	07/27/2022
46590EHH4	12550	J.P. Morgan		11/10/2021	50,000,000.00	49,869,500.00	49,902,777.78	0.250	0.257	47	08/17/2022
46590ENJ3	12695	JP Morgan Sec		04/26/2022	50,000,000.00	49,137,500.00	49,184,166.67	2.200	2.295	201	01/18/2023
46590ENW4	12696	JP Morgan Sec		04/26/2022	50,000,000.00	49,029,500.00	49,147,500.00	2.200	2.296	213	01/30/2023
89233HH31	12558	Toyota Motor Credit Corp		11/16/2021	50,000,000.00	49,908,500.00	49,902,500.00	0.270	0.277	33	08/03/2022
Subtotal and Average			354,560,338.89		250,000,000.00	247,883,500.00	248,040,166.67		1.071	103	
Agency Bullets (Aaa/AA+)											
3132X0U25	11486	Farmer Mac		04/19/2018	30,000,000.00	30,000,000.00	29,982,000.00	2.800	2.813	292	04/19/2023
3132X0U25	11487	Farmer Mac		04/19/2018	40,000,000.00	40,000,000.00	39,976,000.00	2.800	2.813	292	04/19/2023
3132X0U25	11488	Farmer Mac		04/19/2018	30,000,000.00	30,000,000.00	29,982,000.00	2.800	2.813	292	04/19/2023
31422BEX4	11736	Farmer Mac		04/24/2019	50,000,000.00	50,095,000.00	50,000,000.00	2.475	2.475	95	10/04/2022
31422BFL9	11755	Farmer Mac		05/10/2019	25,000,000.00	24,764,250.00	25,000,000.00	2.400	2.400	609	03/01/2024
31422BFK1	11756	Farmer Mac		05/10/2019	25,000,000.00	24,751,500.00	25,000,000.00	2.400	2.400	670	05/01/2024
31422BJB7	11793	Farmer Mac		07/22/2019	25,000,000.00	24,636,750.00	25,000,000.00	1.970	1.970	550	01/02/2024
31422BPC8	11911	Farmer Mac		11/20/2019	20,000,000.00	19,667,200.00	20,000,000.00	1.720	1.720	507	11/20/2023

**Alameda County Investment Pool
Portfolio Management
Portfolio Details - Investments
June 30, 2022**

CUSIP	Investment #	Issuer	Average Balance	Purchase Date	Par Value	Market Value	Book Value	Stated Rate	YTM 365	Days to Maturity	Maturity Date
Agency Bullets (Aaa/AA+)											
31422BQK9	11955	Farmer Mac		12/20/2019	25,000,000.00	24,298,500.00	24,988,750.00	1.690	1.700	812	09/20/2024
31422BQW3	11956	Farmer Mac		12/20/2019	40,000,000.00	39,414,000.00	40,000,000.00	1.740	1.740	458	10/02/2023
31422BYV6	12115	Farmer Mac		04/27/2020	35,000,000.00	34,103,650.00	34,979,000.00	0.550	0.569	391	07/27/2023
3133EKQU3	11778	Federal Farm Credit Bank		06/21/2019	30,000,000.00	29,471,400.00	29,984,700.00	1.950	1.961	713	06/13/2024
3133EKTU8	11784	Federal Farm Credit Bank		07/02/2019	12,000,000.00	11,770,560.00	11,998,320.00	1.900	1.903	731	07/01/2024
3133EKUA2	11785	Federal Farm Credit Bank		07/02/2019	15,000,000.00	14,935,350.00	14,989,800.00	1.850	1.870	215	02/01/2023
3133EKYJ9	11807	Federal Farm Credit Bank		08/08/2019	15,000,000.00	15,005,850.00	15,111,300.00	1.850	1.595	35	08/05/2022
3133EKZK5	11812	Federal Farm Credit Bank		08/14/2019	20,000,000.00	19,701,000.00	19,992,000.00	1.600	1.610	409	08/14/2023
3133EKA63	11814	Federal Farm Credit Bank		08/16/2019	10,000,000.00	9,728,900.00	9,982,800.00	1.600	1.636	777	08/16/2024
3133EKM45	11845	Federal Farm Credit Bank		09/09/2019	10,000,000.00	9,994,000.00	9,989,100.00	1.500	1.537	67	09/06/2022
3133ELZM9	12140	Federal Farm Credit Bank		05/15/2020	25,000,000.00	23,243,750.00	24,953,225.00	0.500	0.538	1,048	05/14/2025
3133ENKS8	12627	Federal Farm Credit Bank		01/11/2022	7,500,000.00	7,158,825.00	7,483,125.00	1.125	1.202	920	01/06/2025
3133ENZS2	12755	Federal Farm Credit Bank		06/28/2022	10,000,000.00	10,017,900.00	9,994,805.00	3.100	3.127	728	06/28/2024
3130AGWK7	11815	Federal Home Loan Bank		08/16/2019	12,000,000.00	11,621,760.00	11,971,800.00	1.500	2.136	776	08/15/2024
3130AGWK7	11816	Federal Home Loan Bank		08/16/2019	20,000,000.00	19,369,600.00	19,953,000.00	1.500	1.549	776	08/15/2024
3130AGWK7	11817	Federal Home Loan Bank		08/16/2019	20,000,000.00	19,369,600.00	19,953,000.00	1.500	1.549	776	08/15/2024
313380GJ0	11888	Federal Home Loan Bank		10/30/2019	25,000,000.00	25,009,750.00	25,216,250.00	2.000	1.688	70	09/09/2022
313380GJ0	11889	Federal Home Loan Bank		10/30/2019	14,710,000.00	14,715,736.90	14,838,271.20	2.000	1.686	70	09/09/2022
3130AJ7E3	12020	Federal Home Loan Bank		02/21/2020	14,000,000.00	13,884,640.00	13,974,240.00	1.375	1.438	231	02/17/2023
3130AJ7E3	12023	Federal Home Loan Bank		02/21/2020	15,000,000.00	14,876,400.00	14,972,400.00	1.375	1.438	231	02/17/2023
3130AK5E2	12220	Federal Home Loan Bank		09/11/2020	2,000,000.00	1,836,680.00	1,994,000.00	0.375	0.436	1,161	09/04/2025
3130AKDH6	12270	Federal Home Loan Bank		10/22/2020	8,000,000.00	7,955,200.00	7,989,440.00	0.125	0.191	112	10/21/2022
3130APU29	12551	Federal Home Loan Bank		11/12/2021	12,800,000.00	12,380,800.00	12,794,112.00	0.500	0.523	496	11/09/2023
3130APU29	12552	Federal Home Loan Bank		11/12/2021	20,000,000.00	19,345,000.00	19,990,800.00	0.500	0.523	496	11/09/2023
3130AQF57	12598	Federal Home Loan Bank		12/22/2021	25,000,000.00	24,157,750.00	24,945,000.00	0.625	0.736	539	12/22/2023
3130AQF40	12599	Federal Home Loan Bank		12/22/2021	25,000,000.00	23,757,750.00	24,978,137.25	1.000	1.030	903	12/20/2024
3130AQF65	12600	Federal Home Loan Bank		12/22/2021	25,000,000.00	23,118,750.00	24,925,261.74	1.250	1.311	1,634	12/21/2026
3130ASDS5	12745	Federal Home Loan Bank		06/10/2022	20,000,000.00	19,884,200.00	19,953,600.00	2.750	2.867	728	06/28/2024
3137EAEN5	11520	Federal Home Loan Mtg Corp		06/11/2018	15,000,000.00	14,964,750.00	14,918,400.00	2.750	2.867	353	06/19/2023
3137EAEP0	12014	Federal Home Loan Mtg Corp		02/14/2020	15,000,000.00	14,418,750.00	14,988,450.00	1.500	1.516	957	02/12/2025
3137EAEP0	12015	Federal Home Loan Mtg Corp		02/14/2020	10,000,000.00	9,612,500.00	9,992,300.00	1.500	1.516	957	02/12/2025
3137EAER6	12129	Federal Home Loan Mtg Corp		05/07/2020	10,000,000.00	9,787,300.00	9,995,800.00	0.375	0.389	308	05/05/2023
3137EAER6	12130	Federal Home Loan Mtg Corp		05/07/2020	20,000,000.00	19,574,600.00	19,991,600.00	0.375	0.389	308	05/05/2023
3137EAER6	12131	Federal Home Loan Mtg Corp		05/07/2020	20,000,000.00	19,574,600.00	19,991,600.00	0.375	0.389	308	05/05/2023
31422BG53	12179	Federal Home Loan Mtg Corp		06/29/2020	15,000,000.00	14,529,300.00	14,988,000.00	0.350	0.375	455	09/29/2023
3137EAET2	12193	Federal Home Loan Mtg Corp		07/23/2020	5,000,000.00	4,995,550.00	4,988,700.00	0.125	0.238	24	07/25/2022

Portfolio POOL
RC
PM (PRF_PM2) 7.3.0

**Alameda County Investment Pool
Portfolio Management
Portfolio Details - Investments
June 30, 2022**

CUSIP	Investment #	Issuer	Average Balance	Purchase Date	Par Value	Market Value	Book Value	Stated Rate	YTM 365	Days to Maturity	Maturity Date
Agency Bullets (Aaa/AA+)											
3137EAET2	12194	Federal Home Loan Mtg Corp		07/23/2020	10,000,000.00	9,991,100.00	9,977,400.00	0.125	0.238	24	07/25/2022
3137EAEU9	12195	Federal Home Loan Mtg Corp		07/23/2020	10,000,000.00	9,224,500.00	9,950,200.00	0.375	0.727	1,116	07/21/2025
3137EAEV7	12204	Federal Home Loan Mtg Corp		08/21/2020	10,000,000.00	9,697,100.00	9,989,800.00	0.250	0.284	419	08/24/2023
3137EAEV7	12205	Federal Home Loan Mtg Corp		08/21/2020	10,000,000.00	9,697,100.00	9,989,800.00	0.250	0.284	419	08/24/2023
3137EAEZ8	12291	Federal Home Loan Mtg Corp		11/05/2020	10,000,000.00	9,646,500.00	9,991,000.00	0.250	0.280	493	11/06/2023
3137EAEZ8	12293	Federal Home Loan Mtg Corp		11/05/2020	10,000,000.00	9,646,500.00	9,991,000.00	0.250	0.280	493	11/06/2023
3137EAF2	12331	Federal Home Loan Mtg Corp		12/04/2020	15,000,000.00	14,432,850.00	14,985,150.00	0.250	0.283	521	12/04/2023
3137EAF2	12332	Federal Home Loan Mtg Corp		12/04/2020	10,000,000.00	9,621,900.00	9,990,100.00	0.250	0.283	521	12/04/2023
3137EAFX3	12405	Federal Home Loan Mtg Corp		02/26/2021	15,000,000.00	13,759,350.00	14,747,400.00	0.375	0.750	1,180	09/23/2025
3135G0T78	11331	Federal National Mtg Assn		10/06/2017	15,000,000.00	14,992,950.00	14,990,100.00	2.000	2.014	96	10/05/2022
3135G0T78	11332	Federal National Mtg Assn		10/06/2017	10,000,000.00	9,995,300.00	9,993,400.00	2.000	2.014	96	10/05/2022
3135G0U43	11568	Federal National Mtg Assn		09/14/2018	20,000,000.00	19,998,200.00	19,918,000.00	2.875	2.964	438	09/12/2023
3135G0V34	11657	Federal National Mtg Assn		02/08/2019	20,000,000.00	19,858,200.00	19,925,600.00	2.500	2.580	584	02/05/2024
3135G0V34	11658	Federal National Mtg Assn		02/08/2019	20,000,000.00	19,858,200.00	19,925,600.00	2.500	2.580	584	02/05/2024
3135G0V75	11788	Federal National Mtg Assn		07/08/2019	20,000,000.00	19,548,200.00	19,924,200.00	1.750	1.830	732	07/02/2024
3135G0W33	11840	Federal National Mtg Assn		09/06/2019	20,000,000.00	19,986,200.00	19,930,400.00	1.375	1.494	67	09/06/2022
3135G0W33	11841	Federal National Mtg Assn		09/06/2019	20,000,000.00	19,986,200.00	19,930,400.00	1.375	1.494	67	09/06/2022
3135G0W33	11842	Federal National Mtg Assn		09/06/2019	20,000,000.00	19,986,200.00	19,930,400.00	1.375	1.494	67	09/06/2022
3135G0W66	11872	Federal National Mtg Assn		10/18/2019	20,000,000.00	19,380,800.00	19,965,800.00	1.625	1.661	837	10/15/2024
3135G0W66	11875	Federal National Mtg Assn		10/18/2019	25,000,000.00	24,226,000.00	24,957,250.00	1.625	1.661	837	10/15/2024
3135G0W66	11876	Federal National Mtg Assn		10/18/2019	25,000,000.00	24,226,000.00	24,957,250.00	1.625	1.661	837	10/15/2024
3135G0W66	11918	Federal National Mtg Assn		11/22/2019	25,000,000.00	24,226,000.00	24,939,515.00	1.625	1.677	837	10/15/2024
3135G0X24	11969	Federal National Mtg Assn		01/10/2020	20,000,000.00	19,311,800.00	19,936,200.00	1.625	1.692	921	01/07/2025
3135G0X24	11970	Federal National Mtg Assn		01/10/2020	20,000,000.00	19,311,800.00	19,936,200.00	1.625	1.692	921	01/07/2025
3135G04Q3	12145	Federal National Mtg Assn		05/22/2020	20,000,000.00	19,544,600.00	19,939,800.00	0.250	0.351	325	05/22/2023
3135G04Q3	12146	Federal National Mtg Assn		05/22/2020	15,000,000.00	14,658,450.00	14,954,850.00	0.250	0.351	325	05/22/2023
3135G04Q3	12147	Federal National Mtg Assn		05/22/2020	15,000,000.00	14,658,450.00	14,954,850.00	0.250	0.351	325	05/22/2023
3135G04Z3	12171	Federal National Mtg Assn		06/19/2020	20,000,000.00	18,552,200.00	19,958,600.00	0.500	0.542	1,082	06/17/2025
3135G04Z3	12172	Federal National Mtg Assn		06/19/2020	15,000,000.00	13,914,150.00	14,968,950.00	0.500	0.542	1,082	06/17/2025
3135G05G4	12183	Federal National Mtg Assn		07/10/2020	10,000,000.00	9,734,900.00	9,978,500.00	0.250	0.322	374	07/10/2023
3135G06G3	12299	Federal National Mtg Assn		11/12/2020	18,000,000.00	16,525,800.00	17,935,560.00	0.500	0.573	1,225	11/07/2025
3135G06H1	12321	Federal National Mtg Assn		11/25/2020	15,000,000.00	14,453,250.00	14,982,900.00	0.250	0.288	514	11/27/2023
Subtotal and Average			1,414,154,028.89		1,396,010,000.00	1,364,150,101.90	1,394,137,262.19		1.510	546	

**Alameda County Investment Pool
Portfolio Management
Portfolio Details - Investments
June 30, 2022**

CUSIP	Investment #	Issuer	Average Balance	Purchase Date	Par Value	Market Value	Book Value	Stated Rate	YTM 365	Days to Maturity	Maturity Date
Federal Agency Disc. -Amortizing											
313384BF5	12765	Federal Home Loan Bk Disc Note		06/30/2022	50,000,000.00	49,225,000.00	49,265,831.10	2.470	2.572	213	01/30/2023
Subtotal and Average			1,642,194.37		50,000,000.00	49,225,000.00	49,265,831.10		2.572	213	
Treasury Notes and Bonds											
91282CCN9	12707	National Australia Bank		04/29/2022	100,000,000.00	97,000,000.00	97,299,917.99	0.125	2.342	395	07/31/2023
912828D1	11744	U.S. Treasury		04/29/2019	50,000,000.00	49,076,000.00	48,093,750.00	1.375	2.304	426	08/31/2023
912828S92	11791	U.S. Treasury		07/16/2019	50,000,000.00	49,097,500.00	48,804,687.50	1.250	1.867	395	07/31/2023
912828S8	11808	U.S. Treasury		08/13/2019	50,000,000.00	50,004,000.00	50,044,921.90	1.625	1.595	61	08/31/2022
912828D1	11832	U.S. Treasury		08/28/2019	50,000,000.00	49,076,000.00	49,966,796.89	1.375	1.392	426	08/31/2023
912828S92	11843	U.S. Treasury		09/06/2019	50,000,000.00	49,097,500.00	49,636,718.75	1.250	1.442	395	07/31/2023
912828VB3	11862	U.S. Treasury		09/26/2019	50,000,000.00	49,511,500.00	50,253,906.25	1.750	1.605	318	05/15/2023
912828Y87	11919	U.S. Treasury		11/22/2019	50,000,000.00	48,746,000.00	50,298,828.15	1.750	1.617	761	07/31/2024
912828Y87	11936	U.S. Treasury		12/10/2019	50,000,000.00	48,746,000.00	50,134,765.65	1.750	1.689	761	07/31/2024
91282CBG5	12407	U.S. Treasury		02/26/2021	50,000,000.00	49,295,000.00	49,968,750.00	0.125	0.157	214	01/31/2023
91282CBM2	12408	U.S. Treasury		02/26/2021	50,000,000.00	47,771,500.00	49,699,218.75	0.125	0.329	594	02/15/2024
91282CBQ3	12409	U.S. Treasury		03/01/2021	25,000,000.00	22,786,250.00	24,630,859.38	0.500	0.802	1,338	02/28/2026
91282CDA6	12519	U.S. Treasury		09/30/2021	50,000,000.00	48,351,500.00	49,945,312.50	0.250	0.305	456	09/30/2023
91282CCZ2	12520	U.S. Treasury		09/30/2021	50,000,000.00	45,664,000.00	49,666,015.63	0.875	1.012	1,552	09/30/2026
91282CAT8	12522	U.S. Treasury		09/30/2021	50,000,000.00	45,562,500.00	48,865,234.38	0.250	0.816	1,218	10/31/2025
91282CDB4	12537	U.S. Treasury		10/27/2021	50,000,000.00	47,373,000.00	49,742,187.50	0.625	0.801	837	10/15/2024
91282CDD0	12555	U.S. Treasury		11/15/2021	50,000,000.00	48,320,500.00	49,873,003.74	0.375	0.513	487	10/31/2023
91282CCT6	12596	U.S. Treasury		12/21/2021	50,000,000.00	47,299,000.00	49,373,046.90	0.375	0.854	776	08/15/2024
91282CDB4	12597	U.S. Treasury		12/21/2021	50,000,000.00	47,373,000.00	49,626,953.15	0.625	0.894	837	10/15/2024
91282CCU3	12604	U.S. Treasury		12/23/2021	50,000,000.00	48,373,000.00	49,580,078.15	0.125	0.627	426	08/31/2023
91282CCU3	12605	U.S. Treasury		12/23/2021	50,000,000.00	48,373,000.00	49,582,031.25	0.125	0.624	426	08/31/2023
91282CCT6	12606	U.S. Treasury		12/23/2021	50,000,000.00	47,299,000.00	49,349,609.40	0.375	0.873	776	08/15/2024
91282CDV0	12634	U.S. Treasury		01/31/2022	50,000,000.00	48,383,000.00	49,679,687.50	0.875	1.200	579	01/31/2024
912828R69	12680	U.S. Treasury		04/21/2022	50,000,000.00	49,429,500.00	49,765,625.00	1.625	2.054	334	05/31/2023
91282CDD0	12681	U.S. Treasury		04/21/2022	50,000,000.00	48,320,500.00	48,494,140.65	0.375	2.398	487	10/31/2023
Subtotal and Average			1,310,726,372.50		1,275,000,000.00	1,230,328,750.00	1,262,376,046.96		1.253	588	
Treasury Discounts -Amortizing											
912796L64	12683	Treasury Bill		04/19/2022	50,000,000.00	49,926,500.00	49,851,166.67	0.940	0.969	41	08/11/2022
912796R68	12684	Treasury Bill		04/19/2022	50,000,000.00	49,994,000.00	49,919,902.78	0.730	0.752	6	07/07/2022
Subtotal and Average			99,771,069.45		100,000,000.00	99,920,500.00	99,771,069.45		0.860	23	

**Alameda County Investment Pool
Portfolio Management
Portfolio Details - Investments
June 30, 2022**

CUSIP	Investment #	Issuer	Average Balance	Purchase Date	Par Value	Market Value	Book Value	Stated Rate	YTM 365	Days to Maturity	Maturity Date
Agency Callables (Aaa/AA+)											
31422XXL1	12698	Farmer Mac		04/28/2022	25,000,000.00	24,814,250.00	25,000,000.00	3.050	3.051	1,123	07/28/2025
31422XXG2	12700	Farmer Mac		04/26/2022	15,000,000.00	14,832,600.00	15,000,000.00	3.100	3.100	1,760	04/26/2027
3133EMYD8	12441	Federal Farm Credit Bank		05/06/2021	15,000,000.00	13,863,750.00	15,000,000.00	0.850	0.850	1,221	11/03/2025
3133EMZS4	12447	Federal Farm Credit Bank		05/18/2021	10,000,000.00	9,254,200.00	10,000,000.00	0.900	0.900	1,417	05/18/2026
3133ENEJ5	12564	Federal Farm Credit Bank		11/18/2021	25,000,000.00	23,753,750.00	24,971,250.00	0.875	0.914	871	11/18/2024
3133ENHW3	12603	Federal Farm Credit Bank		12/23/2021	25,000,000.00	23,533,750.00	25,000,000.00	1.170	1.170	1,088	06/23/2025
3133ENPG9	12642	Federal Farm Credit Bank		02/15/2022	15,000,000.00	14,506,500.00	14,959,950.00	1.750	1.842	959	02/14/2025
3130AKN85	12367	Federal Home Loan Bank		01/20/2021	20,000,000.00	18,249,200.00	19,974,000.00	0.550	0.576	1,299	01/20/2026
3130AKVY9	12373	Federal Home Loan Bank		01/29/2021	10,000,000.00	9,189,900.00	10,000,000.00	0.520	0.520	1,308	01/29/2026
3130AKVN3	12374	Federal Home Loan Bank		01/29/2021	5,000,000.00	4,594,950.00	5,000,000.00	0.520	0.520	1,308	01/29/2026
3130AKUS3	12377	Federal Home Loan Bank		01/29/2021	15,450,000.00	14,087,155.50	15,442,275.00	0.500	0.510	1,307	01/28/2026
3130AKMD5	12378	Federal Home Loan Bank		01/29/2021	4,980,000.00	4,510,087.20	4,976,324.76	0.500	0.515	1,305	01/26/2026
3130AKXB7	12391	Federal Home Loan Bank		02/11/2021	10,000,000.00	9,081,600.00	10,000,000.00	0.580	0.580	1,321	02/11/2026
3130AKXB7	12392	Federal Home Loan Bank		02/11/2021	20,000,000.00	18,163,200.00	20,000,000.00	0.580	0.580	1,321	02/11/2026
3130AKWA0	12393	Federal Home Loan Bank		02/12/2021	13,000,000.00	11,772,800.00	12,979,200.00	0.520	0.552	1,322	02/12/2026
3130AKXQ4	12394	Federal Home Loan Bank		02/12/2021	15,000,000.00	13,651,500.00	15,000,000.00	0.600	0.600	1,322	02/12/2026
3130AKVR4	12395	Federal Home Loan Bank		02/12/2021	20,000,000.00	18,228,200.00	20,000,000.00	0.550	0.550	1,322	02/12/2026
3130AL3S1	12397	Federal Home Loan Bank		02/17/2021	10,000,000.00	9,199,700.00	10,000,000.00	0.625	0.625	1,327	02/17/2026
3130ALEM2	12403	Federal Home Loan Bank		02/25/2021	15,000,000.00	13,724,250.00	15,000,000.00	0.790	0.790	1,335	02/25/2026
3130AKZ25	12406	Federal Home Loan Bank		02/26/2021	10,000,000.00	9,116,300.00	10,000,000.00	0.650	0.650	1,336	02/26/2026
3130ALJ70	12413	Federal Home Loan Bank		03/12/2021	10,000,000.00	9,560,400.00	10,000,000.00	0.400	0.400	620	03/12/2024
3130ALGJ7	12419	Federal Home Loan Bank		03/23/2021	20,000,000.00	18,042,200.00	20,000,000.00	1.000	1.000	1,361	03/23/2026
3130ALGJ7	12420	Federal Home Loan Bank		03/23/2021	9,250,000.00	8,344,517.50	9,250,000.00	1.000	1.000	1,361	03/23/2026
3130ALVS0	12436	Federal Home Loan Bank		04/27/2021	15,000,000.00	14,138,850.00	15,000,000.00	0.620	0.620	941	01/27/2025
3130AMAG7	12437	Federal Home Loan Bank		04/29/2021	10,000,000.00	9,315,100.00	10,000,000.00	1.050	1.050	1,398	04/29/2026
3130AMUP5	12466	Federal Home Loan Bank		06/23/2021	15,000,000.00	14,160,450.00	15,000,000.00	0.500	0.500	906	12/23/2024
3130AMU75	12476	Federal Home Loan Bank		06/30/2021	10,000,000.00	9,235,600.00	10,000,000.00	1.000	1.000	1,456	06/26/2026
3130ANSC53	12494	Federal Home Loan Bank		08/30/2021	15,000,000.00	13,941,900.00	15,000,000.00	1.000	1.000	1,517	08/26/2026
3130ANWK24	12495	Federal Home Loan Bank		08/30/2021	25,000,000.00	23,389,250.00	25,000,000.00	0.650	0.650	971	02/26/2025
3130ANWG1	12496	Federal Home Loan Bank		08/30/2021	25,000,000.00	23,662,000.00	25,000,000.00	0.500	0.500	787	08/26/2024
3130ANWJ5	12497	Federal Home Loan Bank		08/30/2021	25,000,000.00	23,256,750.00	25,000,000.00	0.720	0.720	1,075	06/10/2025
3130ANU32	12516	Federal Home Loan Bank		09/22/2021	10,000,000.00	9,280,200.00	9,995,000.00	1.000	1.010	1,544	09/22/2026
3130APDL6	12521	Federal Home Loan Bank		09/30/2021	15,000,000.00	14,029,500.00	15,000,000.00	0.800	0.800	1,095	06/30/2025
3130APJ89	12538	Federal Home Loan Bank		10/28/2021	10,000,000.00	9,467,700.00	10,000,000.00	0.700	0.700	850	10/28/2024
3130APLB9	12539	Federal Home Loan Bank		10/28/2021	10,000,000.00	9,509,500.00	10,000,000.00	0.850	0.850	850	10/28/2024
3130APLB9	12540	Federal Home Loan Bank		10/28/2021	10,000,000.00	9,509,500.00	10,000,000.00	0.850	0.850	850	10/28/2024

Portfolio POOL
RC
PM (PRF_PM2) 7.3.0

**Alameda County Investment Pool
Portfolio Management
Portfolio Details - Investments
June 30, 2022**

CUSIP	Investment #	Issuer	Average Balance	Purchase Date	Par Value	Market Value	Book Value	Stated Rate	YTM 365	Days to Maturity	Maturity Date
Agency Callables (Aaa/AA+)											
3130APRA5	12554	Federal Home Loan Bank		11/15/2021	25,000,000.00	23,858,250.00	25,000,000.00	1.100	1.100	868	11/15/2024
3130APRU1	12556	Federal Home Loan Bank		11/16/2021	10,000,000.00	10,000,000.00	10,000,000.00	1.000	1.000	777	08/16/2024
3130APRU1	12557	Federal Home Loan Bank		11/16/2021	25,000,000.00	24,046,750.00	25,000,000.00	1.000	1.000	777	08/16/2024
3130APLJ2	12560	Federal Home Loan Bank		11/17/2021	15,000,000.00	14,512,350.00	15,000,000.00	0.500	0.500	504	11/17/2023
3130APNH4	12561	Federal Home Loan Bank		11/18/2021	10,000,000.00	9,460,600.00	10,000,000.00	1.200	1.200	1,236	11/18/2025
3130APQG3	12562	Federal Home Loan Bank		11/18/2021	20,000,000.00	18,885,000.00	20,000,000.00	1.200	1.200	1,236	11/18/2025
3130APRE7	12563	Federal Home Loan Bank		11/18/2021	25,000,000.00	23,848,250.00	25,000,000.00	1.010	1.010	963	02/18/2025
3130APBR5	12570	Federal Home Loan Bank		11/19/2021	14,950,000.00	14,084,544.50	14,804,237.50	0.650	0.967	921	01/07/2025
3130APVJ1	12571	Federal Home Loan Bank		11/23/2021	15,000,000.00	14,117,250.00	15,000,000.00	1.500	1.500	1,606	11/23/2026
3130APUP8	12572	Federal Home Loan Bank		11/23/2021	25,000,000.00	23,972,000.00	25,000,000.00	0.750	0.750	784	08/23/2024
3130APWH4	12574	Federal Home Loan Bank		11/24/2021	15,000,000.00	14,521,800.00	15,000,000.00	0.750	0.750	509	11/22/2023
3130APWM3	12581	Federal Home Loan Bank		11/30/2021	10,000,000.00	9,582,400.00	10,000,000.00	1.050	1.050	878	11/25/2024
3130APWE1	12582	Federal Home Loan Bank		11/30/2021	15,000,000.00	14,097,900.00	15,000,000.00	1.500	1.500	1,608	11/25/2026
3130APWV3	12583	Federal Home Loan Bank		11/30/2021	25,000,000.00	23,942,500.00	25,000,000.00	1.050	1.050	878	11/25/2024
3130APW43	12585	Federal Home Loan Bank		12/02/2021	8,125,000.00	7,631,406.25	8,123,375.00	1.500	1.504	1,615	12/02/2026
3130APW84	12586	Federal Home Loan Bank		12/03/2021	10,000,000.00	9,427,900.00	9,997,500.00	1.500	1.505	1,616	12/03/2026
3130APXL4	12589	Federal Home Loan Bank		12/10/2021	25,000,000.00	23,756,750.00	24,993,750.00	1.100	1.108	893	12/10/2024
3130APXT7	12594	Federal Home Loan Bank		12/17/2021	10,000,000.00	9,396,900.00	10,000,000.00	1.600	1.600	1,630	12/17/2026
3130AQ4D2	12602	Federal Home Loan Bank		12/23/2021	7,650,000.00	7,343,847.00	7,650,000.00	1.250	1.250	907	12/24/2024
3130AQ2Z5	12607	Federal Home Loan Bank		12/27/2021	25,000,000.00	23,840,250.00	25,000,000.00	1.500	1.500	1,365	03/27/2026
3130AQ7M9	12608	Federal Home Loan Bank		12/27/2021	25,000,000.00	23,884,250.00	25,000,000.00	1.250	1.250	1,092	06/27/2025
3130AQFC2	12609	Federal Home Loan Bank		12/27/2021	25,000,000.00	24,052,250.00	24,993,750.00	1.000	1.009	819	09/27/2024
3130AQ6F5	12610	Federal Home Loan Bank		12/28/2021	10,000,000.00	9,718,300.00	10,000,000.00	0.800	0.800	545	12/28/2023
3130AQA29	12611	Federal Home Loan Bank		12/28/2021	15,000,000.00	14,357,850.00	15,000,000.00	1.230	1.230	1,001	03/28/2025
3130AQDR1	12613	Federal Home Loan Bank		12/30/2021	25,000,000.00	24,129,500.00	25,000,000.00	1.000	1.000	728	06/28/2024
3130AQDQ3	12614	Federal Home Loan Bank		12/30/2021	15,000,000.00	14,290,200.00	15,000,000.00	1.220	1.220	1,095	06/30/2025
3130AQ5S8	12615	Federal Home Loan Bank		12/30/2021	25,000,000.00	23,837,250.00	25,000,000.00	1.250	1.250	1,095	06/30/2025
3130AQFD0	12616	Federal Home Loan Bank		12/30/2021	25,000,000.00	23,947,750.00	25,000,000.00	1.060	1.060	913	12/30/2024
3130AQGY3	12617	Federal Home Loan Bank		12/30/2021	25,000,000.00	24,031,000.00	25,000,000.00	1.030	1.030	822	09/30/2024
3130AQFW8	12618	Federal Home Loan Bank		12/30/2021	25,000,000.00	24,013,000.00	25,000,000.00	1.000	1.000	822	09/30/2024
3130AQJ38	12629	Federal Home Loan Bank		01/25/2022	10,000,000.00	9,587,000.00	10,000,000.00	1.050	1.050	755	07/25/2024
3130AQGT4	12631	Federal Home Loan Bank		01/28/2022	15,000,000.00	14,261,100.00	14,864,375.00	1.100	1.429	927	01/13/2025
3130AQM83	12632	Federal Home Loan Bank		01/28/2022	4,185,000.00	3,948,296.40	4,164,261.00	1.600	1.716	1,487	07/27/2026
3130AQUT8	12645	Federal Home Loan Bank		02/17/2022	10,000,000.00	9,560,300.00	10,000,000.00	2.010	2.010	1,692	02/17/2027
3130AQVM2	12647	Federal Home Loan Bank		02/25/2022	10,000,000.00	9,709,500.00	10,000,000.00	1.750	1.750	970	02/25/2025
3130AQUY7	12648	Federal Home Loan Bank		02/25/2022	10,000,000.00	9,558,900.00	10,000,000.00	2.050	2.050	1,700	02/25/2027

Portfolio POOL
RC
PM (PRF_PM2) 7.3.0

**Alameda County Investment Pool
Portfolio Management
Portfolio Details - Investments
June 30, 2022**

CUSIP	Investment #	Issuer	Average Balance	Purchase Date	Par Value	Market Value	Book Value	Stated Rate	YTM 365	Days to Maturity	Maturity Date
Agency Callables (Aaa/AA+)											
3130AQT78	12652	Federal Home Loan Bank		02/28/2022	15,000,000.00	14,464,500.00	15,000,000.00	1.750	1.750	973	02/28/2025
3130ARB42	12659	Federal Home Loan Bank		03/14/2022	15,000,000.00	14,845,200.00	15,000,000.00	1.250	1.250	256	03/14/2023
3130AMU67	12666	Federal Home Loan Bank		03/21/2022	20,000,000.00	18,991,400.00	19,238,220.00	0.400	2.128	728	06/28/2024
3130ARGC9	12667	Federal Home Loan Bank		03/25/2022	10,000,000.00	9,767,200.00	10,000,000.00	2.550	2.550	1,728	03/25/2027
3130ARBC4	12668	Federal Home Loan Bank		03/28/2022	5,000,000.00	4,929,800.00	5,000,000.00	2.000	2.000	636	03/28/2024
3130ARAE1	12670	Federal Home Loan Bank		03/25/2022	25,000,000.00	24,502,500.00	25,000,000.00	2.100	2.100	1,090	06/25/2025
3130ARFQ9	12671	Federal Home Loan Bank		04/05/2022	25,000,000.00	24,415,000.00	25,000,000.00	2.610	2.610	1,739	04/05/2027
3130ARG70	12673	Federal Home Loan Bank		03/30/2022	15,000,000.00	14,901,000.00	15,000,000.00	1.020	1.513	272	03/30/2023
3130ARC41	12674	Federal Home Loan Bank		03/30/2022	15,000,000.00	14,770,950.00	15,000,000.00	2.320	2.320	998	03/25/2025
3130ARFG1	12675	Federal Home Loan Bank		03/30/2022	10,000,000.00	9,637,500.00	10,000,000.00	2.400	2.400	1,728	03/25/2027
3130ARJW2	12677	Federal Home Loan Bank		04/22/2022	15,000,000.00	14,910,750.00	15,000,000.00	3.000	3.000	1,026	04/22/2025
3130ARL33	12682	Federal Home Loan Bank		04/21/2022	20,000,000.00	19,809,000.00	20,000,000.00	3.000	3.001	1,147	08/21/2025
3130ARND9	12689	Federal Home Loan Bank		04/12/2022	20,000,000.00	19,908,800.00	20,000,000.00	1.350	1.848	285	04/12/2023
3130ARDV0	12691	Federal Home Loan Bank		04/08/2022	10,000,000.00	9,746,300.00	10,000,000.00	3.000	3.000	1,728	03/25/2027
3130ARPZ8	12697	Federal Home Loan Bank		04/28/2022	25,000,000.00	24,848,750.00	25,000,000.00	3.150	3.151	1,123	07/28/2025
3130ARUV1	12706	Federal Home Loan Bank		04/27/2022	25,000,000.00	24,839,000.00	25,000,000.00	3.100	3.100	1,214	10/27/2025
3130ARYU9	12740	Federal Home Loan Bank		05/23/2022	10,000,000.00	9,940,400.00	10,000,000.00	3.000	3.002	602	02/23/2024
3130AS3H0	12741	Federal Home Loan Bank		05/26/2022	25,000,000.00	24,794,750.00	25,000,000.00	2.625	2.626	605	02/26/2024
3130ASBX6	12743	Federal Home Loan Bank		06/03/2022	10,000,000.00	9,929,800.00	10,000,000.00	2.275	2.276	364	06/30/2023
3130ASC49	12748	Federal Home Loan Bank		06/16/2022	15,000,000.00	14,931,300.00	15,000,000.00	2.300	2.300	361	06/27/2023
3130ASKE8	12754	Federal Home Loan Bank		06/28/2022	15,000,000.00	15,000,150.00	15,000,000.00	3.300	3.300	545	12/28/2023
3130ASKJ7	12756	Federal Home Loan Bank		06/28/2022	20,000,000.00	20,007,600.00	20,000,000.00	3.500	3.500	728	06/28/2024
3130ASKF5	12757	Federal Home Loan Bank		06/30/2022	10,000,000.00	10,002,500.00	10,000,000.00	3.000	3.000	364	06/30/2023
3130AS5R6	12761	Federal Home Loan Bank		06/30/2022	50,000,000.00	49,752,000.00	49,799,444.44	2.000	3.023	378	07/14/2023
31422BUS7	12016	Federal Home Loan Mtg Corp		02/18/2020	25,000,000.00	24,113,500.00	25,000,000.00	1.680	1.680	963	02/18/2025
3134GVWR5	12144	Federal Home Loan Mtg Corp		05/22/2020	25,000,000.00	23,305,250.00	25,000,000.00	0.625	0.625	1,056	05/22/2025
3134GWND4	12199	Federal Home Loan Mtg Corp		08/12/2020	15,000,000.00	13,919,850.00	15,000,000.00	0.600	0.600	1,138	08/12/2025
3134GWN44	12219	Federal Home Loan Mtg Corp		09/11/2020	15,000,000.00	14,138,100.00	15,000,000.00	0.450	0.450	803	09/11/2024
3134GWUY0	12246	Federal Home Loan Mtg Corp		09/30/2020	15,000,000.00	14,058,750.00	15,000,000.00	0.400	0.400	913	12/30/2024
3134GWVJ2	12247	Federal Home Loan Mtg Corp		09/30/2020	15,000,000.00	14,151,450.00	15,000,000.00	0.400	0.400	822	09/30/2024
3134GWXX0	12248	Federal Home Loan Mtg Corp		09/30/2020	15,000,000.00	14,050,650.00	15,000,000.00	0.400	0.400	822	09/30/2024
3134GWVJ2	12249	Federal Home Loan Mtg Corp		09/30/2020	10,000,000.00	9,434,300.00	10,000,000.00	0.400	0.400	822	09/30/2024
3134GWXG6	12250	Federal Home Loan Mtg Corp		09/30/2020	10,000,000.00	9,379,700.00	10,000,000.00	0.430	0.430	913	12/30/2024
3134GWUY0	12251	Federal Home Loan Mtg Corp		09/30/2020	10,000,000.00	9,372,500.00	10,000,000.00	0.400	0.400	913	12/30/2024
3134GXB5D	12300	Federal Home Loan Mtg Corp		11/12/2020	15,000,000.00	14,292,900.00	15,000,000.00	0.360	0.360	684	05/15/2024
3134GXDZ4	12318	Federal Home Loan Mtg Corp		11/25/2020	15,000,000.00	14,060,250.00	15,000,000.00	0.450	0.450	878	11/25/2024

**Alameda County Investment Pool
Portfolio Management
Portfolio Details - Investments
June 30, 2022**

CUSIP	Investment #	Issuer	Average Balance	Purchase Date	Par Value	Market Value	Book Value	Stated Rate	YTM 365	Days to Maturity	Maturity Date
Agency Callables (Aaa/AA+)											
3134GXB5	12319	Federal Home Loan Mtg Corp		11/25/2020	15,000,000.00	13,750,350.00	15,000,000.00	0.600	0.600	1,230	11/12/2025
3134GXHD9	12359	Federal Home Loan Mtg Corp		12/23/2020	10,000,000.00	9,157,900.00	10,000,000.00	0.700	0.700	1,271	12/23/2025
3134GXQN7	12672	Federal Home Loan Mtg Corp		04/05/2022	10,000,000.00	9,959,400.00	10,000,000.00	1.250	1.798	278	04/05/2023
3134GXSD7	12715	Federal Home Loan Mtg Corp		05/05/2022	25,000,000.00	24,904,500.00	25,000,000.00	3.020	3.020	858	11/05/2024
3136G4XV0	12181	Federal National Mtg Assn		06/30/2020	15,000,000.00	13,999,800.00	15,000,000.00	0.730	0.730	1,095	06/30/2025
3136G4ZJ5	12184	Federal National Mtg Assn		07/21/2020	10,000,000.00	9,291,700.00	10,000,000.00	0.625	0.625	1,116	07/21/2025
3136G4A86	12185	Federal National Mtg Assn		07/21/2020	8,000,000.00	7,404,320.00	7,984,000.00	0.500	0.541	1,116	07/21/2025
3135G05X7	12209	Federal National Mtg Assn		08/27/2020	15,000,000.00	13,776,300.00	14,929,800.00	0.375	0.470	1,151	08/25/2025
3135G05X7	12210	Federal National Mtg Assn		08/27/2020	10,000,000.00	9,184,200.00	9,953,200.00	0.375	0.470	1,151	08/25/2025
3136G42F9	12211	Federal National Mtg Assn		08/27/2020	10,000,000.00	9,269,200.00	10,000,000.00	0.625	0.625	1,153	08/27/2025
3136G44U4	12265	Federal National Mtg Assn		10/20/2020	10,000,000.00	9,195,200.00	10,000,000.00	0.500	0.500	1,207	10/20/2025
3135G06C2	12278	Federal National Mtg Assn		10/29/2020	15,000,000.00	13,832,400.00	15,000,000.00	0.600	0.600	1,216	10/29/2025
3135GA2Z3	12304	Federal National Mtg Assn		11/17/2020	10,000,000.00	9,196,800.00	9,995,000.00	0.560	0.570	1,235	11/17/2025
3135GA3G4	12317	Federal National Mtg Assn		11/25/2020	10,000,000.00	9,379,400.00	10,000,000.00	0.400	0.400	878	11/25/2024
3135GAA76	12343	Federal National Mtg Assn		12/09/2020	20,000,000.00	18,588,800.00	20,000,000.00	0.540	0.540	1,074	06/09/2025
3135GABT7	12355	Federal National Mtg Assn		12/16/2020	20,000,000.00	18,554,400.00	20,000,000.00	0.500	0.500	1,081	06/16/2025
3135GA7L9	12356	Federal National Mtg Assn		12/16/2020	20,000,000.00	18,554,400.00	20,000,000.00	0.500	0.500	1,081	06/16/2025
Subtotal and Average			1,899,916,049.74		1,985,590,000.00	1,892,106,574.35	1,984,038,912.70		1.325	1,012	
Asset Backed Securities											
02007RAC3	11856	Ally Auto Receivables Trust		09/17/2019	2,220,552.35	2,218,376.21	2,220,489.73	1.930	1.939	684	05/15/2024
02007TAC9	11942	Ally Auto Receivables Trust		12/11/2019	823,831.86	822,604.35	823,690.00	1.840	1.033	715	06/15/2024
05588CAC6	11858	BMW Vehicle Owner Trust		09/18/2019	696,596.77	696,325.10	696,503.15	1.920	1.934	573	01/25/2024
14315XAC2	11977	CarMax Auto Owner Trust		01/22/2020	1,759,890.24	1,759,544.95	1,759,544.95	1.300	1.291	899	12/16/2024
14042WAC4	11760	Capital One Prime Auto Rec		05/30/2019	240,791.07	240,882.57	240,742.29	2.510	2.533	502	11/15/2023
14043TAF3	11859	Capital One Prime Auto Rec		09/18/2019	1,330,886.20	1,327,266.19	1,330,811.40	1.920	1.930	684	05/15/2024
14043MAC5	12019	Capital One Prime Auto Rec		02/19/2020	3,062,254.32	3,040,359.20	3,061,603.28	1.600	1.615	868	11/15/2024
14043MAC5	12043	Capital One Prime Auto Rec		03/18/2020	3,572,630.04	3,547,085.74	3,512,900.13	1.600	2.360	868	11/15/2024
254683CM5	11892	Dexia Credit Card		10/31/2019	9,650,000.00	9,637,551.50	9,647,927.18	1.890	1.907	837	10/15/2024
34532DAD9	11777	Ford Credit Auto Owner Trust		06/21/2019	767,428.00	767,596.83	767,277.43	2.235	2.255	471	10/15/2023
34531KAD4	11915	Ford Credit Auto Owner Trust		11/22/2019	2,807,408.10	2,802,410.91	2,807,246.95	1.300	1.283	623	03/15/2024
36257FAD2	11726	GM Financial		04/17/2019	231,538.74	231,825.85	231,519.89	2.650	2.668	595	02/16/2024
36257PAD0	11797	GM Financial		07/24/2019	505,931.23	505,855.34	505,869.61	1.300	1.309	655	04/16/2024
36258NAC6	11972	GM Financial		01/15/2020	909,942.64	907,194.61	909,728.35	1.840	1.858	808	09/16/2024
43815NAC8	11829	Hyundai Auto Rec Trust		08/27/2019	956,410.49	955,492.34	956,402.55	1.780	1.787	410	08/15/2023

**Alameda County Investment Pool
Portfolio Management
Portfolio Details - Investments
June 30, 2022**

CUSIP	Investment #	Issuer	Average Balance	Purchase Date	Par Value	Market Value	Book Value	Stated Rate	YTM 365	Days to Maturity	Maturity Date
Asset Backed Securities											
44891JAC2	11894	Hyundai Auto Rec Trust		11/06/2019	736,858.15	736,018.13	736,824.18	1.940	1.950	594	02/15/2024
43813VAC2	11923	Hyundai Auto Rec Trust		11/26/2019	4,848,448.28	4,834,581.72	4,847,584.29	1.830	1.846	566	01/18/2024
43813RAC1	12024	Hyundai Auto Rec Trust		02/26/2020	5,120,430.40	5,088,325.30	5,119,426.80	1.610	1.625	661	04/22/2024
41284UAD6	11988	Harley Davidson Motorcycle		01/29/2020	854,863.54	852,726.38	854,677.09	1.870	1.887	837	10/15/2024
477870AC3	11798	John Deere Owner Trust		07/24/2019	161,022.17	160,951.32	160,987.99	2.210	2.107	532	12/15/2023
58769TAD7	11861	Mercedes Benz Auto Rec		09/25/2019	1,695,668.09	1,693,192.41	1,695,434.60	1.940	1.954	623	03/15/2024
89233MAD5	11905	Toyota Auto Rec Owners Trust		11/13/2019	2,358,084.05	2,353,745.18	2,357,913.80	1.920	1.931	564	01/16/2024
98162HAC4	12010	World Omni Automobile Lease		02/12/2020	2,009,586.00	2,008,400.34	2,009,398.51	1.700	1.712	198	01/15/2023
Subtotal and Average			50,367,390.58		47,321,052.73	47,188,312.47	47,254,504.15		1.811	693	
Municipal Bonds											
072024WP3	12038	Bay Area Ca Tran		03/17/2020	10,000,000.00	9,793,900.00	10,264,600.00	2.254	1.570	640	04/01/2024
072024WP3	12039	Bay Area Ca Tran		03/17/2020	10,000,000.00	9,793,900.00	10,264,600.00	2.254	1.575	640	04/01/2024
13063DRJ9	11878	St. of California		10/24/2019	5,000,000.00	4,959,550.00	5,100,050.00	2.400	1.870	457	10/01/2023
13032UB98	12692	California Health Facility		04/07/2022	1,000,000.00	984,660.00	1,000,000.00	2.670	2.671	701	06/01/2024
13032UC22	12693	California Health Facility		04/07/2022	2,715,000.00	2,666,700.15	2,715,000.00	2.991	2.992	1,066	06/01/2025
13032UC30	12694	California Health Facility		04/07/2022	2,500,000.00	2,439,650.00	2,500,000.00	3.044	3.045	1,431	06/01/2026
91412HGE7	12262	UNIVHGR		10/19/2020	9,580,000.00	8,919,554.80	9,661,525.80	0.883	0.721	1,049	05/15/2025
Subtotal and Average			41,505,775.80		40,795,000.00	39,557,914.95	41,505,775.80		1.619	790	
Total and Average			8,141,476,322.44		8,434,505,052.73	8,211,013,456.58	8,414,540,813.18		1.175	548	

**Alameda County Investment Pool
Portfolio Management
Portfolio Details - Cash
June 30, 2022**

CUSIP	Investment #	Issuer	Average Balance	Purchase Date	Par Value	Market Value	Book Value	Stated Rate	YTM 365	Days to Maturity
Average Balance			0.00							0
Total Cash and Investments			8,141,476,322.44		8,434,505,052.73	8,211,013,456.58	8,414,540,813.18		1.175	548

**Alameda County Investment Pool
Transaction Activity Report
June 1, 2022 - June 30, 2022
Sorted by Fund - Transaction Date
All Funds**

Investment #	Fund	CUSIP	Inv Descrip	TransactionType	TransactionDate	Issuer	New Principal	Principal Paydowns	Interest	Total Cash
11920	100	13032UUZ9	CASMED 1.893%	Redemption	06/01/2022	St. of California		2,000,000.00		2,000,000.00
12592	100	89114WNC5	TD 0.27% MAT	Redemption	06/01/2022	Toronto Dominion		50,000,000.00		50,000,000.00
11920	100	13032UUZ9	CASMED 1.893%	Interest	06/01/2022	St. of California			18,930.00	18,930.00
11920	100	13032UUZ9	CASMED 1.893%	Interest	06/01/2022	St. of California			18,930.00	18,930.00
12455	100	46647PCH7	JPM 0.824% MAT	Interest	06/01/2022	J.P. Morgan			20,600.00	20,600.00
12592	100	89114WNC5	TD 0.27% MAT	Interest	06/01/2022	Toronto Dominion			62,625.00	62,625.00
12680	100	912828R69	UNITED STATES	Interest	06/01/2022	U.S. Treasury			406,250.00	406,250.00
12680	100	912828R69	UNITED STATES	Accr Int	06/01/2022	U.S. Treasury		316,964.31	-316,964.31	0.00
12692	100	13032UB98	CALIFORNIA	Interest	06/01/2022	California Health Fa			4,005.00	4,005.00
12693	100	13032UC22	CALIFORNIA	Interest	06/01/2022	California Health Fa			12,180.85	12,180.85
12694	100	13032UC30	CALIFORNIA	Interest	06/01/2022	California Health Fa			11,415.00	11,415.00
12585	100	3130APW43	FEDERAL HOME	Interest	06/02/2022	Federal Home Loan			60,937.50	60,937.50
12743	100	3130ASBX6	FEDERAL HOME	Purchase	06/03/2022	Federal Home Loan	10,000,000.00			-10,000,000.00
12162	100	023135BQ8	AMZN 0.8% MAT	Interest	06/03/2022	Amazon			20,000.00	20,000.00
12163	100	023135BQ8	AMZN 0.8% MAT	Interest	06/03/2022	Amazon			20,000.00	20,000.00
12166	100	023135BQ8	AMZN 0.8% MAT	Interest	06/03/2022	Amazon			40,000.00	40,000.00
12526	100	SYS12526	BRIDGE 0.27% MAT	Interest	06/03/2022	Bridge Bank			3,013.89	3,013.89
12586	100	3130APW84	FEDERAL HOME	Interest	06/03/2022	Federal Home Loan			75,000.00	75,000.00
12638	100	SYS12638	BANKSF 0.4% MAT	Interest	06/04/2022	Bank of San Francisc			2,066.67	2,066.67
12331	100	3137EAF42	FEDERAL HOME LN	Interest	06/06/2022	Federal Home Loan			18,750.00	18,750.00
12332	100	3137EAF42	FEDERAL HOME LN	Interest	06/06/2022	Federal Home Loan			12,500.00	12,500.00
12528	100	SYS12528	SIGNA 0.35% MAT	Interest	06/06/2022	Signature Bank			3,013.89	3,013.89
12746	100	06368D3S1	BMO 3.7% MAT	Purchase	06/07/2022	Bank of Montreal	5,998,620.00			-5,998,620.00
12535	100	06367CMZ7	BMO 0.19% MAT	Redemption	06/08/2022	Bank of Montreal		50,000,000.00		50,000,000.00
12336	100	06368EA36	BANK OF	Interest	06/08/2022	Bank of Montreal			22,500.00	22,500.00
12535	100	06367CMZ7	BMO 0.19% MAT	Interest	06/08/2022	Bank of Montreal			59,111.11	59,111.11
12658	100	SYS12664	CBB 0.69% MAT	Interest	06/08/2022	Community Bank of th			2,970.83	2,970.83
12343	100	3135GAA76	FEDERAL NATL MTG	Interest	06/09/2022	Federal National Mtg			54,000.00	54,000.00
12745	100	3130ASDS5	FEDERAL HOME	Purchase	06/10/2022	Federal Home Loan	19,953,600.00			-19,953,600.00
10470	100	SYS10470	CAMP 0.24%	Redemption	06/10/2022	California Asset Mgm		50,000,000.00		50,000,000.00
12497	100	3130ANWJ5	FEDERAL HOME	Interest	06/10/2022	Federal Home Loan			90,000.00	90,000.00
12589	100	3130APXL4	FEDERAL HOME	Interest	06/10/2022	Federal Home Loan			137,500.00	137,500.00
12640	100	SYS12640	EWEST 0.15% MAT	Interest	06/10/2022	East West Bank			34,100.00	34,100.00
12742	100	SYS12742	UB-LOC 0.5% MAT	Interest	06/10/2022	Union Bank - LOC			2,222.22	2,222.22

Portfolio POOL

RC

**Alameda County Investment Pool
Transaction Activity Report
Sorted by Fund - Transaction Date**

Investment #	Fund	CUSIP	Inv Descrip	TransactionType	TransactionDate	Issuer	New Principal	Principal Paydowns	Interest	Total Cash
12091	100	24422EVA4	DEERE JOHN CAP	Redemption	06/14/2022	John Deere		18,000,000.00		18,000,000.00
11778	100	3133EKQU3	FEDERAL FARM CR	Interest	06/14/2022	Federal Farm Credit			292,500.00	292,500.00
12091	100	24422EVA4	DEERE JOHN CAP	Interest	06/14/2022	John Deere			175,500.00	175,500.00
12459	100	48128G3V0	JPM 1.15% MAT	Interest	06/14/2022	J.P. Morgan			57,500.00	57,500.00
12591	100	89114TZK1	TORONTO	Interest	06/14/2022	Toronto Dominion			62,500.00	62,500.00
12660	100	SYS12660	SELFHP 1.% MAT	Interest	06/14/2022	Self-Help Federal Cr			198.06	198.06
12679	100	67066GAL8	NVDA 0.584% MAT	Interest	06/14/2022	NVIDIA			58,400.00	58,400.00
11706	100	44932NAD2	HART 2.66% MAT	Redemption	06/15/2022	Hyundai Auto Rec Tru		25,821.95		25,821.95
11945	100	3133ELDK7	FEDERAL FARM CR	Redemption	06/15/2022	Federal Farm Credit		35,000,000.00		35,000,000.00
11946	100	3133ELDK7	FEDERAL FARM CR	Redemption	06/15/2022	Federal Farm Credit		10,000,000.00		10,000,000.00
11947	100	3133ELDK7	FEDERAL FARM CR	Redemption	06/15/2022	Federal Farm Credit		30,000,000.00		30,000,000.00
11342	100	931142DU4	WAL-MART STORES	Interest	06/15/2022	Walmart			58,750.00	58,750.00
11945	100	3133ELDK7	FEDERAL FARM CR	Interest	06/15/2022	Federal Farm Credit			285,250.00	285,250.00
11946	100	3133ELDK7	FEDERAL FARM CR	Interest	06/15/2022	Federal Farm Credit			81,500.00	81,500.00
11947	100	3133ELDK7	FEDERAL FARM CR	Interest	06/15/2022	Federal Farm Credit			244,500.00	244,500.00
12739	100	3134GXSS4	FEDERAL HOME LN	Interest	06/15/2022	Federal Home Loan			59,895.83	59,895.83
11706	100	44932NAD2	HART 2.66% MAT	Interest	06/15/2022	Hyundai Auto Rec Tru			57.25	57.25
11706	100	44932NAD2	HART 2.66% MAT	Redemption	06/15/2022	Hyundai Auto Rec Tru		3.40		3.40
11706	100	44932NAD2	HART 2.66% MAT	Interest	06/15/2022	Hyundai Auto Rec Tru			26.71	26.71
11706	100	44932NAD2	HART 2.66% MAT	Redemption	06/15/2022	Hyundai Auto Rec Tru				0.00
11760	100	14042WAC4	COPAR 2.51% MAT	Interest	06/15/2022	Capital One Prime Au			734.09	734.09
11760	100	14042WAC4	COPAR 2.51% MAT	Redemption	06/15/2022	Capital One Prime Au		110,170.68		110,170.68
11777	100	34532DAD9	FORDO 2.235% MAT	Interest	06/15/2022	Ford Credit Auto Own			2,102.80	2,102.80
11777	100	34532DAD9	FORDO 2.235% MAT	Redemption	06/15/2022	Ford Credit Auto Own		364,119.42		364,119.42
11798	100	477870AC3	JDOT 2.21% MAT	Interest	06/15/2022	John Deere Owner			354.62	354.62
11798	100	477870AC3	JDOT 2.21% MAT	Redemption	06/15/2022	John Deere Owner		31,528.91		31,528.91
11829	100	43815NAC8	HART 1.78% MAT	Interest	06/15/2022	Hyundai Auto Rec Tru			1,750.94	1,750.94
11829	100	43815NAC8	HART 1.78% MAT	Redemption	06/15/2022	Hyundai Auto Rec Tru		223,995.66		223,995.66
11856	100	02007RAC3	ALLYA 1.93% MAT	Interest	06/15/2022	Ally Auto Receivable			4,171.17	4,171.17
11856	100	02007RAC3	ALLYA 1.93% MAT	Redemption	06/15/2022	Ally Auto Receivable		372,919.08		372,919.08
11859	100	14043TAF3	COPAR 1.92% MAT	Interest	06/15/2022	Capital One Prime Au			2,451.41	2,451.41
11859	100	14043TAF3	COPAR 1.92% MAT	Redemption	06/15/2022	Capital One Prime Au		201,245.70		201,245.70
11861	100	58769TAD7	MBART 1.94% MAT	Interest	06/15/2022	Mercedes Benz Auto			3,306.15	3,306.15
11861	100	58769TAD7	MBART 1.94% MAT	Redemption	06/15/2022	Mercedes Benz Auto		349,368.77		349,368.77
11892	100	254683CM5	DEXCRD 1.89% MAT	Interest	06/15/2022	Dexia Credit Card			15,198.75	15,198.75
11892	100	254683CM5	DEXCRD 1.89% MAT	Redemption	06/15/2022	Dexia Credit Card		373,354.95		373,354.95
11894	100	44891JAC2	HART 1.94% MAT	Interest	06/15/2022	Hyundai Auto Rec Tru			1,449.47	1,449.47
11894	100	44891JAC2	HART 1.94% MAT	Redemption	06/15/2022	Hyundai Auto Rec Tru		159,719.32		159,719.32
11905	100	89233MAD5	TAOT 1.92% MAT	Interest	06/15/2022	Toyota Auto Rec			4,333.31	4,333.31
11905	100	89233MAD5	TAOT 1.92% MAT	Redemption	06/15/2022	Toyota Auto Rec		350,238.91		350,238.91

Portfolio POOL

RC

**Alameda County Investment Pool
Transaction Activity Report
Sorted by Fund - Transaction Date**

Investment #	Fund	CUSIP	Inv Descrip	TransactionType	TransactionDate	Issuer	New Principal	Principal Paydowns	Interest	Total Cash
11915	100	34531KAD4	FORDO 1.3% MAT	Interest	06/15/2022	Ford Credit Auto Own			5,063.89	5,063.89
11915	100	34531KAD4	FORDO 1.3% MAT	Redemption	06/15/2022	Ford Credit Auto Own		442,144.00		442,144.00
11942	100	02007TAC9	ALLYA 1.84% MAT	Interest	06/15/2022	Ally Auto Receivable			1,468.54	1,468.54
11942	100	02007TAC9	ALLYA 1.84% MAT	Redemption	06/15/2022	Ally Auto Receivable		133,912.94		133,912.94
11977	100	14315XAC2	CARMX 1.3% MAT	Interest	06/15/2022	CarMax Auto Owner			3,011.97	3,011.97
11977	100	14315XAC2	CARMX 1.3% MAT	Redemption	06/15/2022	CarMax Auto Owner		152,472.48		152,472.48
11988	100	41284UAD6	HDMOT 1.87% MAT	Interest	06/15/2022	Harley Davidson Moto			1,533.41	1,533.41
11988	100	41284UAD6	HDMOT 1.87% MAT	Redemption	06/15/2022	Harley Davidson Moto		129,143.37		129,143.37
12010	100	98162HAC4	WOLS 1.7% MAT	Interest	06/15/2022	World Omni			3,848.23	3,848.23
12010	100	98162HAC4	WOLS 1.7% MAT	Redemption	06/15/2022	World Omni		706,814.38		706,814.38
12019	100	14043MAC5	COPAR 1.6% MAT	Interest	06/15/2022	Capital One Prime Au			4,471.05	4,471.05
12019	100	14043MAC5	COPAR 1.6% MAT	Redemption	06/15/2022	Capital One Prime Au		291,033.00		291,033.00
12043	100	14043MAC5	COPAR 1.6% MAT	Interest	06/15/2022	Capital One Prime Au			5,216.22	5,216.22
12043	100	14043MAC5	COPAR 1.6% MAT	Redemption	06/15/2022	Capital One Prime Au		339,538.50		339,538.50
12748	100	3130ASC49	FEDERAL HOME	Purchase	06/16/2022	Federal Home Loan	15,000,000.00			-15,000,000.00
12355	100	3135GABT7	FEDERAL NATL MTG	Interest	06/16/2022	Federal National Mtg			50,000.00	50,000.00
12356	100	3135GA7L9	FEDERAL NATL MTG	Interest	06/16/2022	Federal National Mtg			50,000.00	50,000.00
12679	100	67066GAL8	NVDA 0.584% MAT	Accr Int	06/16/2022	NVIDIA		41,528.89	-41,528.89	0.00
11726	100	36257FAD2	GM 2.65% MAT	Interest	06/16/2022	GM Financial			775.44	775.44
11726	100	36257FAD2	GM 2.65% MAT	Redemption	06/16/2022	GM Financial		119,601.76		119,601.76
11797	100	36257PAD0	GM 1.3% MAT	Interest	06/16/2022	GM Financial			1,110.78	1,110.78
11797	100	36257PAD0	GM 1.3% MAT	Redemption	06/16/2022	GM Financial		105,508.11		105,508.11
11972	100	36258NAC6	GMCAR 1.84% MAT	Interest	06/16/2022	GM Financial			1,549.15	1,549.15
11972	100	36258NAC6	GMCAR 1.84% MAT	Redemption	06/16/2022	GM Financial		100,371.33		100,371.33
12739	100	3134GXSS4	FEDERAL HOME LN	Redemption	06/17/2022	Federal Home Loan		25,000,000.00		25,000,000.00
12171	100	3135G04Z3	FNMA 0.5% MAT	Interest	06/17/2022	Federal National Mtg			50,000.00	50,000.00
12172	100	3135G04Z3	FNMA 0.5% MAT	Interest	06/17/2022	Federal National Mtg			37,500.00	37,500.00
12594	100	3130APXT7	FEDERAL HOME	Interest	06/17/2022	Federal Home Loan			80,000.00	80,000.00
12739	100	3134GXSS4	FEDERAL HOME LN	Interest	06/17/2022	Federal Home Loan			4,791.67	4,791.67
12716	100	SYS12716	CALBT 0.15% MAT	Interest	06/19/2022	California Bank & Tr			3,875.00	3,875.00
12749	100	SYS12749	CALBT 0.15% MAT	Purchase	06/20/2022	California Bank & Tr	30,000,000.00			-30,000,000.00
12716	100	SYS12716	CALBT 0.15% MAT	Redemption	06/20/2022	California Bank & Tr		30,000,000.00		30,000,000.00
11520	100	3137EAEN5	FEDERAL HOME LN	Interest	06/21/2022	Federal Home Loan			206,250.00	206,250.00
12464	100	89236TJH9	TOYOTA MTR CR	Interest	06/21/2022	Toyota Motor Credit			37,500.00	37,500.00
12599	100	3130AQF40	FEDERAL HOME	Interest	06/21/2022	Federal Home Loan			123,611.10	123,611.10
12600	100	3130AQF65	FHLB 1.25% MAT	Interest	06/21/2022	Federal Home Loan			155,381.95	155,381.95
11923	100	43813VAC2	HART 1.83% MAT	Interest	06/21/2022	Hyundai Auto Rec Tru			8,344.38	8,344.38
11923	100	43813VAC2	HART 1.83% MAT	Redemption	06/21/2022	Hyundai Auto Rec Tru		623,271.11		623,271.11
12024	100	43813RAC1	HART 1.61% MAT	Interest	06/21/2022	Hyundai Auto Rec Tru			7,579.03	7,579.03
12024	100	43813RAC1	HART 1.61% MAT	Redemption	06/21/2022	Hyundai Auto Rec Tru		528,536.20		528,536.20

**Alameda County Investment Pool
Transaction Activity Report
Sorted by Fund - Transaction Date**

Investment #	Fund	CUSIP	Inv Descrip	TransactionType	TransactionDate	Issuer	New Principal	Principal Paydowns	Interest	Total Cash
12513	100	46590EFN3	JPM ZERO CPN MAT	Redemption	06/22/2022	J.P. Morgan		50,000,000.00		50,000,000.00
12532	100	89233HFN9	TOYOTA ZERO CPN	Redemption	06/22/2022	Toyota Motor Credit		50,000,000.00		50,000,000.00
12598	100	3130AQF57	FHLB 0.625% MAT	Interest	06/22/2022	Federal Home Loan			78,125.00	78,125.00
12533	100	89233HFP4	TOYOTA ZERO CPN	Redemption	06/23/2022	Toyota Motor Credit		50,000,000.00		50,000,000.00
12359	100	3134GXHD9	FEDERAL HOME LN	Interest	06/23/2022	Federal Home Loan			35,000.00	35,000.00
12466	100	3130AMUP5	FEDERAL HOME	Interest	06/23/2022	Federal Home Loan			37,500.00	37,500.00
12603	100	3133ENHW3	FEDERAL FARM CR	Interest	06/23/2022	Federal Farm Credit			146,250.00	146,250.00
12515	100	89114WGN9	TD 0.16% MAT	Redemption	06/24/2022	Toronto Dominion		50,000,000.00		50,000,000.00
12515	100	89114WGN9	TD 0.16% MAT	Interest	06/24/2022	Toronto Dominion			61,333.33	61,333.33
12602	100	3130AQD2	FEDERAL HOME	Interest	06/24/2022	Federal Home Loan			48,078.12	48,078.12
12710	100	SYS12710	EWEST 0.42% MAT	Interest	06/24/2022	East West Bank			7,233.33	7,233.33
12752	100	78012U7G4	ROYAL 3.55% MAT	Purchase	06/27/2022	Royal Bank Canada	50,000,000.00			-50,000,000.00
12750	100	89114WZP3	TD 3.56% MAT	Purchase	06/27/2022	Toronto Dominion	50,000,000.00			-50,000,000.00
12751	100	89114WZT5	TD 3.55% MAT	Purchase	06/27/2022	Toronto Dominion	50,000,000.00			-50,000,000.00
12036	100	88579YAF8	3M CO, FR	Redemption	06/27/2022	3M Corp		3,500,000.00		3,500,000.00
11536	100	931142EK5	WALMART INC, SR	Interest	06/27/2022	Walmart			34,000.00	34,000.00
12036	100	88579YAF8	3M CO, FR	Interest	06/27/2022	3M Corp			35,000.00	35,000.00
12476	100	3130AMU75	FEDERAL HOME	Interest	06/27/2022	Federal Home Loan			50,000.00	50,000.00
12482	100	06048WM64	BK OF AMERICA	Interest	06/27/2022	Bank of America Corp			60,000.00	60,000.00
12517	100	06048WP46	BK OF AMERICA	Interest	06/27/2022	Bank of America Corp			18,750.00	18,750.00
12607	100	3130AQ2Z5	FEDERAL HOME	Interest	06/27/2022	Federal Home Loan			187,500.00	187,500.00
12608	100	3130AQ7M9	FEDERAL HOME	Interest	06/27/2022	Federal Home Loan			156,250.00	156,250.00
12609	100	3130AQFC2	FEDERAL HOME	Interest	06/27/2022	Federal Home Loan			125,000.00	125,000.00
11858	100	05588CAC6	BMWOT 1.92% MAT	Interest	06/27/2022	BMW Vehicle Owner			1,371.83	1,371.83
11858	100	05588CAC6	BMWOT 1.92% MAT	Redemption	06/27/2022	BMW Vehicle Owner		160,799.27		160,799.27
12755	100	3133ENZS2	FEDERAL FARM CR	Purchase	06/28/2022	Federal Farm Credit	9,994,805.00			-9,994,805.00
12754	100	3130ASKE8	FEDERAL HOME	Purchase	06/28/2022	Federal Home Loan	15,000,000.00			-15,000,000.00
12756	100	3130ASKJ7	FEDERAL HOME	Purchase	06/28/2022	Federal Home Loan	20,000,000.00			-20,000,000.00
11854	100	69353RFE3	PNC BK N A	Redemption	06/28/2022	PNC Bank NA		13,314,327.04		13,314,327.04
11854	100	69353RFE3	PNC BK N A	Cap G/L	06/28/2022	PNC Bank NA		-98,327.04		-98,327.04
11854	100	69353RFE3	PNC BK N A	Interest	06/28/2022	PNC Bank NA			134,912.89	134,912.89
12610	100	3130AQ6F5	FHLB 0.8% MAT	Interest	06/28/2022	Federal Home Loan			40,000.00	40,000.00
12611	100	3130AQA29	FEDERAL HOME	Interest	06/28/2022	Federal Home Loan			92,250.00	92,250.00
12613	100	3130AQDR1	FEDERAL HOME	Interest	06/28/2022	Federal Home Loan			123,611.10	123,611.10
12666	100	3130AMU67	FEDERAL HOME	Interest	06/28/2022	Federal Home Loan			40,000.00	40,000.00
12666	100	3130AMU67	FEDERAL HOME	Accr Int	06/28/2022	Federal Home Loan		18,444.44	-18,444.44	0.00
12690	100	31422XXA5	FEDERAL AGRIC	Interest	06/28/2022	Farmer Mac			114,222.22	114,222.22
12179	100	31422BG53	FHLMC 0.35% MAT	Interest	06/29/2022	Federal Home Loan			26,250.00	26,250.00
12767	100	SYS12767	EWEST 3.% MAT	Purchase	06/30/2022	East West Bank	25,000,000.00			-25,000,000.00
12757	100	3130ASKF5	FEDERAL HOME	Purchase	06/30/2022	Federal Home Loan	10,000,000.00			-10,000,000.00

Portfolio POOL

RC

TA (PRF_TA) 7.1.1
Report Ver. 7.3.6.1

**Alameda County Investment Pool
Transaction Activity Report
Sorted by Fund - Transaction Date**

Investment #	Fund	CUSIP	Inv Descrip	TransactionType	TransactionDate	Issuer	New Principal	Principal Paydowns	Interest	Total Cash
12761	100	3130AS5R6	FEDERAL HOME	Purchase	06/30/2022	Federal Home Loan	49,799,444.44			-49,799,444.44
12765	100	313384BF5	FHLBDN ZERO CPN	Purchase	06/30/2022	Federal Home Loan	49,265,831.10			-49,265,831.10
12758	100	89236TKC8	TOYOTA MTR CR	Purchase	06/30/2022	Toyota Motor Credit	9,990,500.00			-9,990,500.00
12371	100	912828ZX1	UNITED STATES	Redemption	06/30/2022	U.S. Treasury		50,000,000.00		50,000,000.00
12181	100	3136G4XV0	FEDERAL NATL MTG	Interest	06/30/2022	Federal National Mtg			54,750.00	54,750.00
12371	100	912828ZX1	UNITED STATES	Interest	06/30/2022	U.S. Treasury			31,250.00	31,250.00
12614	100	3130AQDQ3	FEDERAL HOME	Interest	06/30/2022	Federal Home Loan			91,500.00	91,500.00
12615	100	3130AQ5S8	FEDERAL HOME	Interest	06/30/2022	Federal Home Loan			156,250.00	156,250.00
12616	100	3130AQFD0	FEDERAL HOME	Interest	06/30/2022	Federal Home Loan			132,500.00	132,500.00
12617	100	3130AQGY3	FEDERAL HOME	Interest	06/30/2022	Federal Home Loan			128,750.00	128,750.00
12708	100	SYS12708	FREMNT 0.15% MAT	Interest	06/30/2022	Fremont Bank			125.00	125.00
11935	100	90331HPF4	USB 1.95% MAT	Interest	07/11/2022	US BANK			195,000.00	195,000.00
Totals for General Fund							420,002,800.54	573,488,570.84	5,533,759.51	159,019,529.81
Grand Total							420,002,800.54	573,488,570.84	5,533,759.51	159,019,529.81