



Henry C. Levy, Treasurer-Tax Collector

Vishal B. Thacker, Assistant Treasurer
Elvia O. Quiroga, Chief Deputy Tax Collector

August 31, 2022

Board of Supervisors
County of Alameda
1221 Oak Street, 5th Floor
Oakland, CA 94612

Dear Board Members:

RE: Investment Report – July 2022

In accordance with the Treasurer’s investment policy, submitted herewith is a report of the cash pool investments for the month of July 2022. Enclosed with this report is a detailed composition of all outstanding investments by securities category as of July 31, 2022. This report reflects the market value and cost of purchase. All investments in the Treasurer’s investment portfolio conform to the statutory requirements of Government Code Section 53601 et. seq., authorities delegated by the County Board of Supervisors and the Treasurer’s investment policy.

As of July 31, 2022

| | |
|--|------------------|
| Treasurer’s Investment Pool – Book Value | \$ 7,635,912,521 |
| Treasurer’s Investment Pool – Market Value | 7,445,051,964 |
| Total Cash in Bank | 54,195,762 |
| Total interest received during the month | 2,412,843 |
| Average Maturity of the portfolio | 578 days |
| Annualized cash basis rate of return for the month | 0.35% |

Liquidity Summary of the Portfolio as of July 31, 2022

| Maturity | Amount | Percentage Held |
|----------------|------------------------|-----------------|
| 1 to 90 days | \$ 1,404,574,618 | 18.39% |
| 91 to 365 days | 1,779,502,141 | 23.30% |
| 2 years | 1,495,409,834 | 19.58% |
| 3 years | 1,866,111,048 | 24.44% |
| 4 years | 777,838,566 | 10.19% |
| 5 years | 312,476,314 | 4.09% |
| Total | \$7,635,912,521 | 100.00% |


Conclusion

Based on investment activity during the month of July 2022, the Treasurer expects to meet all operating cash needs for the pool participants within the next six months from the portfolio's most liquid assets and current revenues. For your review, a copy of the Investment Status Report and transaction details for the month of July 2022 is attached and on file with the Office of the Clerk of the Board of Supervisors.

Vision 2026 Goal

The Investment Report meets the 10x goal of **Accessible Infrastructure** in support of our shared vision of **Prosperous and Vibrant Economy**.

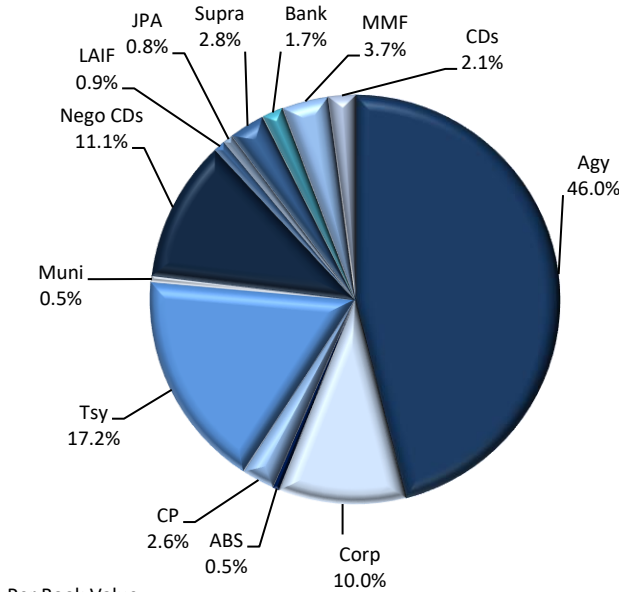
Very truly yours,

DocuSigned by:

92E5779B5F794A6...

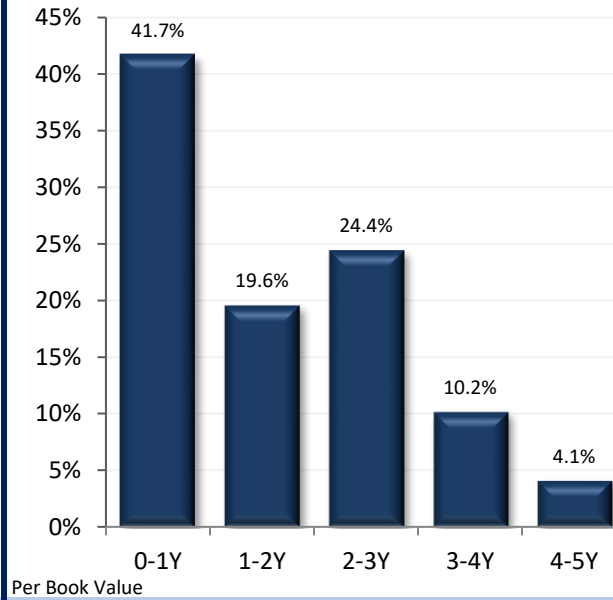
Henry C. Levy
Treasurer – Tax Collector

cc: Susan Muranishi, County Administrator
Melissa Wilk, Auditor-Controller
School District and Special District Participants
Members of the Treasury Oversight Committee

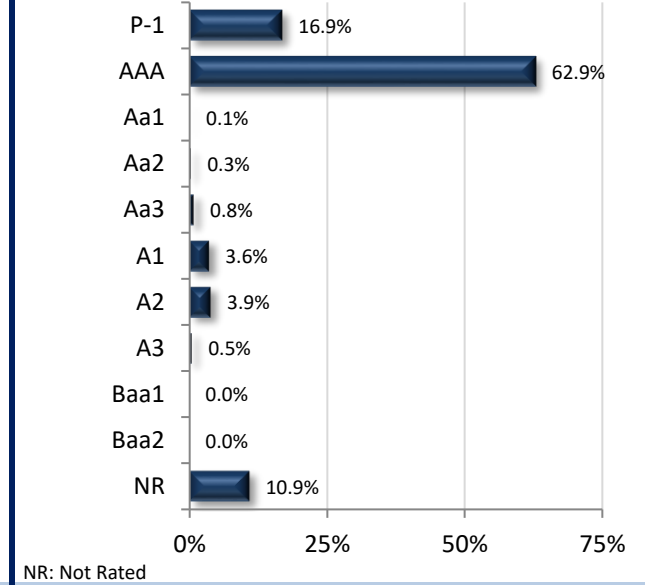
SECTOR ALLOCATION



MATURITY DISTRIBUTION



CREDIT QUALITY (MOODY'S)



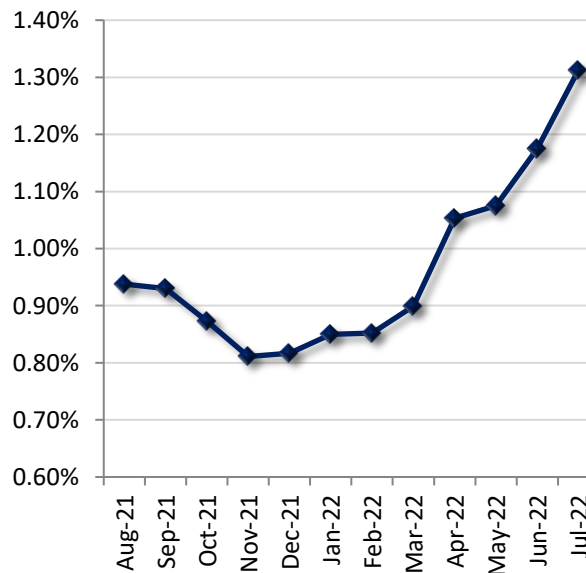
ACCOUNT SUMMARY

| | 7/31/22 | 6/30/22 |
|---------------------------|-----------------|-----------------|
| Market Value | \$7,455,051,964 | \$8,211,013,457 |
| Book Value* | \$7,635,912,521 | \$8,414,540,813 |
| Unrealized G/L | -\$180,860,557 | -\$203,527,357 |
| Par Value | \$7,656,487,274 | \$8,434,505,053 |
| Net Asset Value | \$97.631 | \$97.581 |
| Book Yield | 1.31% | 1.17% |
| Years to Maturity | 1.58 | 1.50 |
| Effective Duration | 1.52 | 1.46 |

*Book Value is not Amortized

**Note: 50mm maturity on 8/31 was credited the following business day and will show on our September 2019 reports.

PORTFOLIO BOOK YIELD HISTORY



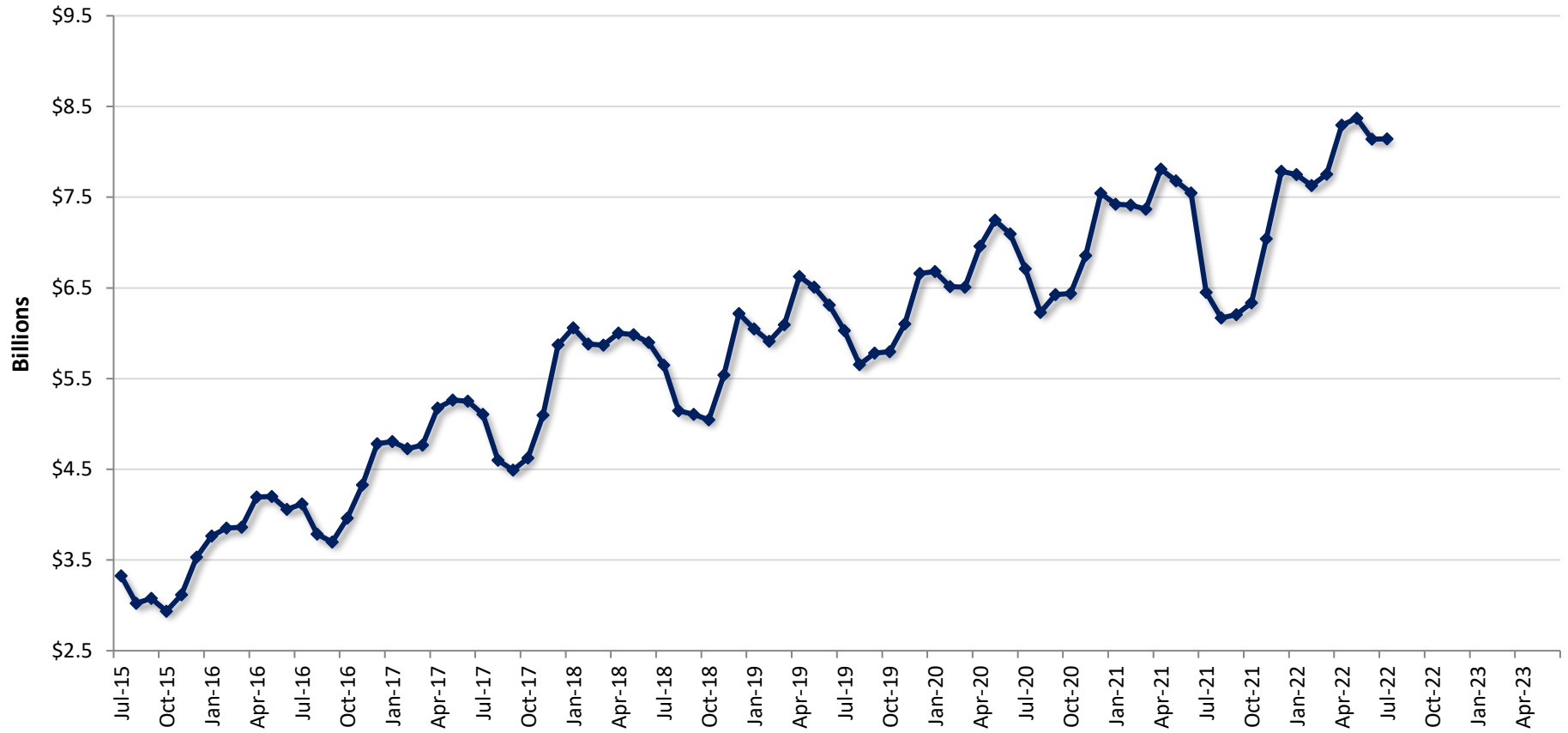
TOP ISSUERS

| Issuer | % Portfolio |
|--------------------------------|-------------|
| Federal Home Loan Bank | 22.8% |
| U.S. Treasury | 15.3% |
| Federal National Mtg Assn | 7.9% |
| Federal Home Loan Mtg Corp | 5.8% |
| Farmer Mac | 5.3% |
| Toronto Dominion Bank | 5.0% |
| Federal Farm Credit Bank | 3.2% |
| Bank of Montreal | 2.6% |
| Royal Bank CN | 2.6% |
| International Bank Recon & D | 1.5% |
| State Street Institutional US | 1.5% |
| Toyota Motor Credit Corp | 1.5% |
| Federal Home Loan Bk Disc Note | 1.3% |
| J.P. Morgan | 1.3% |
| JP Morgan Sec | 1.3% |

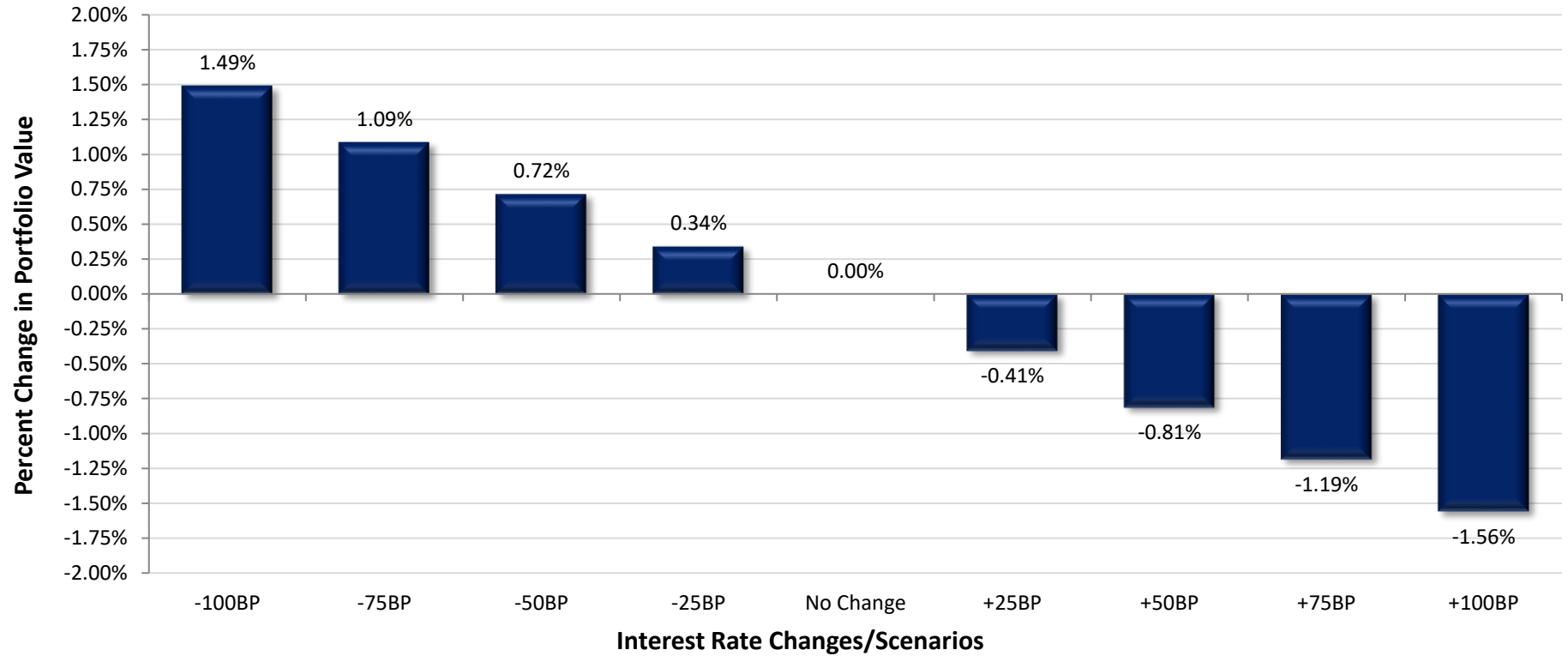
Per Book Value

| Item / Sector | Parameters | In Compliance |
|--|--|---------------|
| Weighted Average Maturity | Maximum WAM of 3.0 years | Yes 1.58 yrs |
| U.S. Treasury and Federal Agency Obligations | No sector limit; no issuer limit; max maturity 5 years | Yes 63.2% |
| Debt Issued by State of CA and Local Agencies within the State | 20% limit; 5% issuer limit; Minimum rating of A by at least one NRSRO; max maturity 5 years | Yes 0.5% |
| LAIF | Maximum amount permitted by LAIF (currently \$75 million limit) | Yes \$72 Mil |
| Joint Powers Authority (CAMP) | Max Limit: Twice the limit of LAIF deposits (currently \$150 million limit) | Yes \$20 Mil |
| Joint Powers Authority (CalTrust) | Max Limit: Twice the limit of LAIF deposits (currently \$150 million limit) | Yes \$40 Mil |
| Money Market Mutual Funds | 20% limit; 10% per fund limit; SEC registered with stable NAV; Rated AAAM or equivalent by at least two of the three rating agencies or meet advisor requirements | Yes 3.7% |
| Commercial Paper (Includes Asset Backed) | 25% sector limit; 10% combined issuer limit; Max maturity of 270 days; Rated A-1, P-1, or F-1; Total assets over \$500mm; Asset Backed CP Must have program-wide credit enhancements | Yes 2.6% |
| Negotiable CDs | 30% limit; 10% combined issuer limit; Minimum rating of A by rating agency if issued by domestic bank; Minimum rating of AA if a U.S. branch of a foreign bank; Max maturity of 1 year | Yes 11.1% |
| Collateralized/FDIC - Insured Time Deposits | Time deposits with banks and savings and loans associations located with the State, collateralized according to Government code | Yes 2.1% |
| Collateralized Money Market Bank Accounts | Deposit funds in interest-bearing active collateralized money market bank accounts | Yes 1.7% |
| Medium-Term Notes | 30% limit; 10% combined issuer limit, Max maturity 5 years; Minimum rating of A or better by two NRSRO's | Yes 10.0% |
| Asset-Backed Securities | 20% limit; 5% issuer limit; Max maturity of 5 years; Minimum rating of AA or better by rating agency | Yes 0.5% |
| Repurchase Agreement | 20% limit; Max maturity of 180 days; Must have 102% collateral; Collateral of agency and treasuries with final maturity not to exceed 5 years | Yes 0.0% |
| Supranationals | 30% limit; 15% issuer limit; Only IBRD, IFC, IADB; Max Maturity 5 years; Minimum rating of AA by a rating agency; max maturity of 5 years | Yes 2.8% |
| Floaters, Structured Notes, Derivatives | 15% limit for treasuries, agencies, and munis | Yes 0.0% |

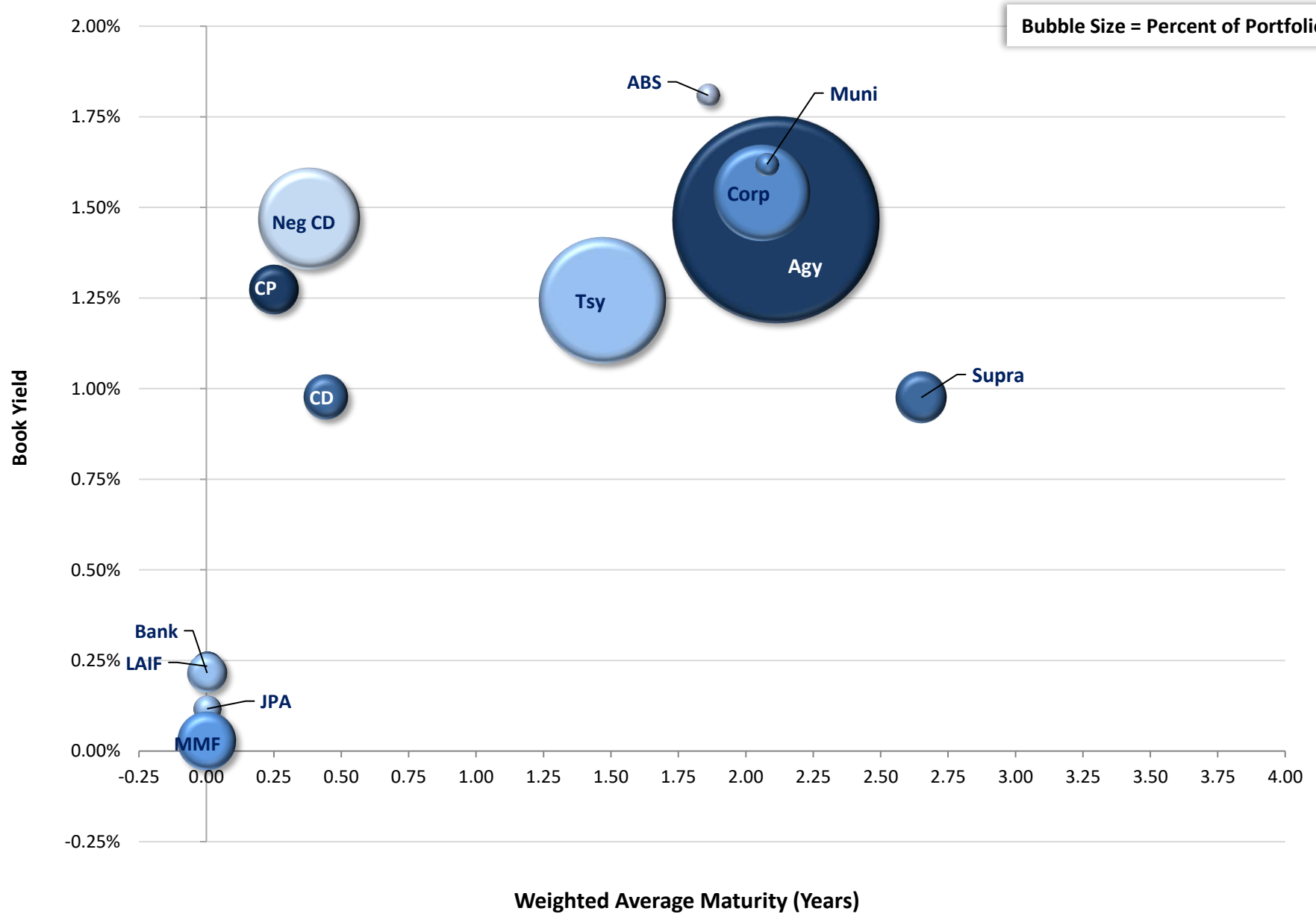
**Historical Book Values
7/31/2022**



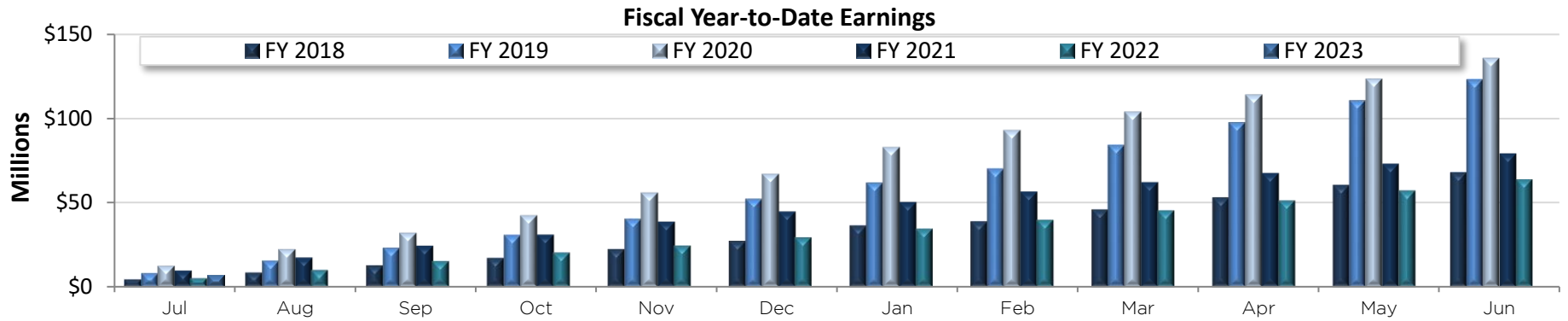
Instantaneous Interest Rate Changes and Approximate Change in Portfolio's Market Value



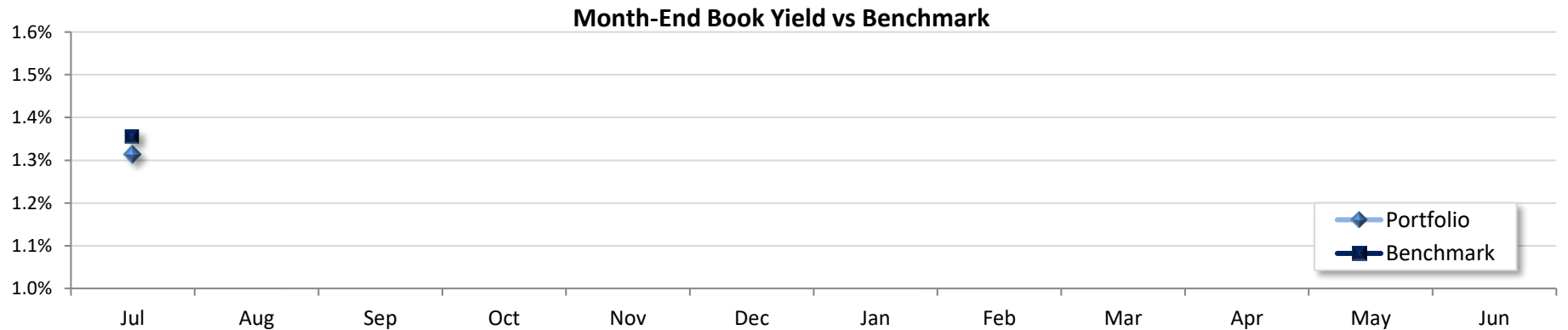
| Int. Rate Change | Portfolio Value | Value Change | Percent Change |
|-------------------|-----------------|----------------|----------------|
| -100 Basis Points | \$7,566,132,238 | \$111,080,274 | 1.49% |
| -75 Basis Points | \$7,536,140,564 | \$81,088,600 | 1.09% |
| -50 Basis Points | \$7,508,370,496 | \$53,318,532 | 0.72% |
| -25 Basis Points | \$7,480,600,427 | \$25,548,463 | 0.34% |
| No Change | \$7,455,051,964 | \$0 | 0.00% |
| +25 Basis Points | \$7,424,814,273 | -\$30,237,691 | -0.41% |
| +50 Basis Points | \$7,394,576,583 | -\$60,475,382 | -0.81% |
| +75 Basis Points | \$7,366,664,868 | -\$88,387,096 | -1.19% |
| +100 Basis Points | \$7,338,753,153 | -\$116,298,811 | -1.56% |



*Note: Excludes Cash Balance

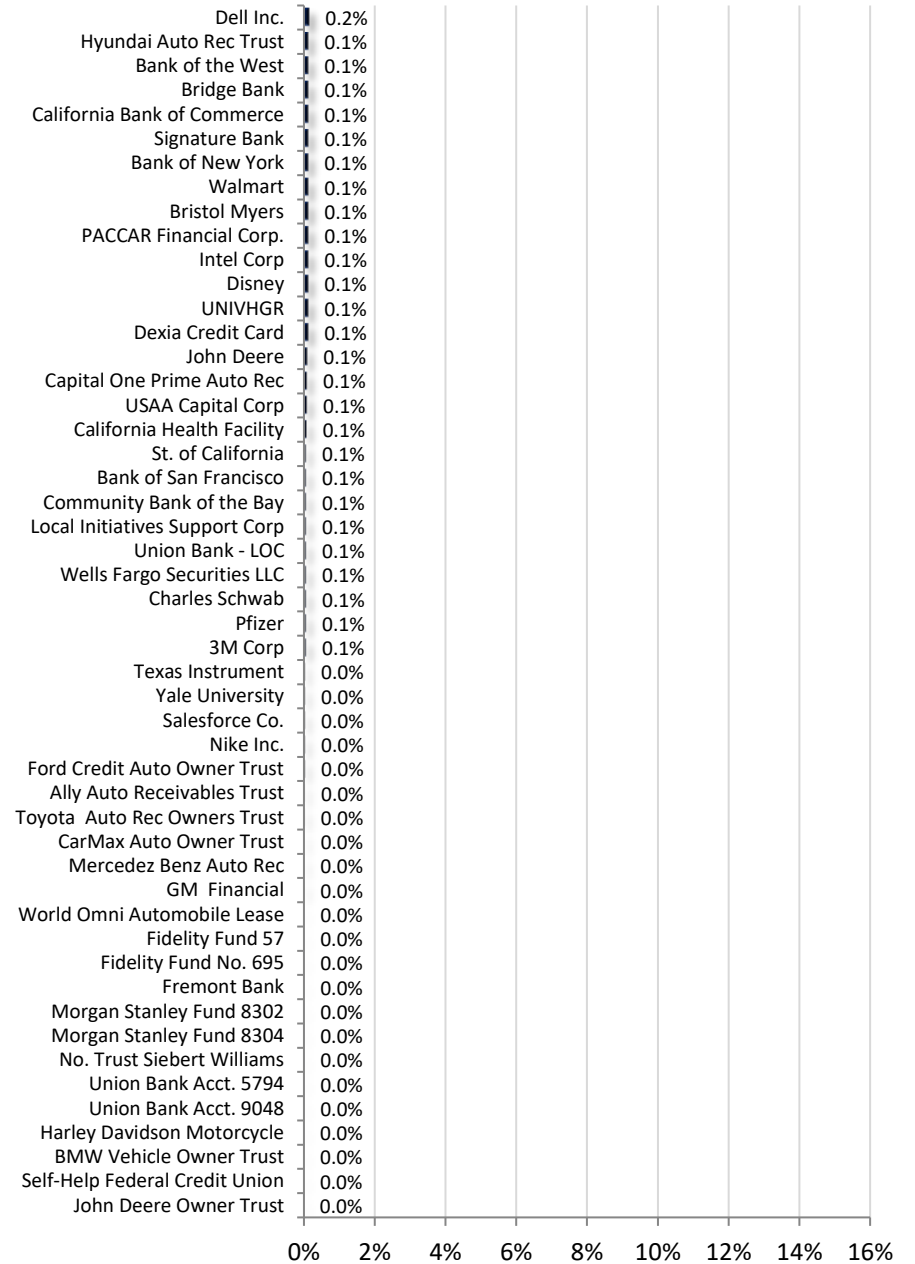
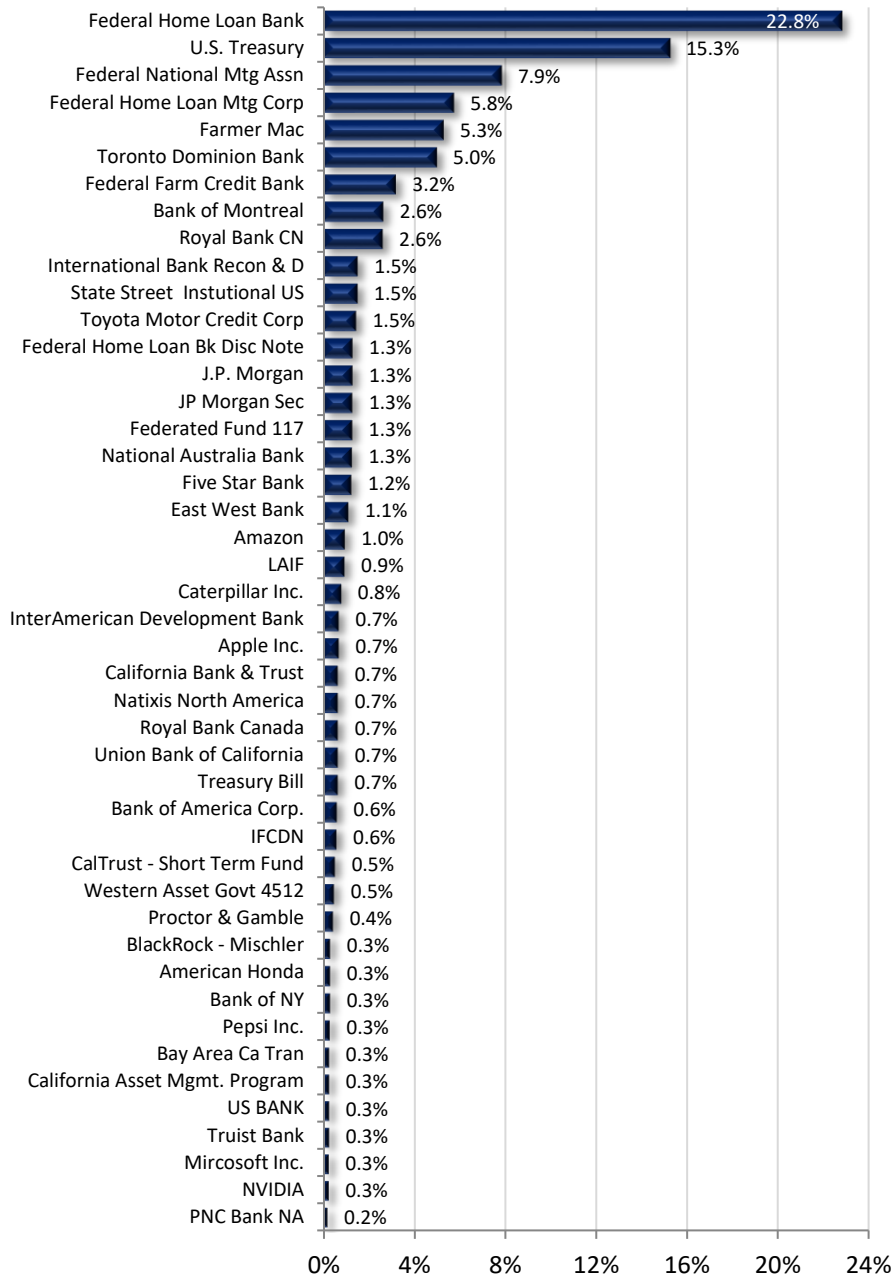


| Fiscal YTD (\$Mil) | Jul | Aug | Sep | Oct | Nov | Dec | Jan | Feb | Mar | Apr | May | Jun |
|--------------------|--------|--------|--------|--------|--------|--------|--------|--------|---------|---------|---------|---------|
| FY 2018 | \$4.6 | \$8.7 | \$12.8 | \$17.3 | \$22.4 | \$27.3 | \$36.5 | \$38.8 | \$45.9 | \$53.0 | \$60.3 | \$67.8 |
| FY 2019 | \$8.4 | \$15.8 | \$23.5 | \$31.1 | \$40.7 | \$52.6 | \$62.1 | \$70.3 | \$84.4 | \$97.7 | \$110.6 | \$123.0 |
| FY 2020 | \$12.7 | \$22.7 | \$32.4 | \$42.8 | \$56.2 | \$67.5 | \$83.2 | \$93.3 | \$104.2 | \$114.2 | \$123.6 | \$135.9 |
| FY 2021 | \$9.9 | \$17.5 | \$24.4 | \$31.0 | \$38.5 | \$44.5 | \$50.1 | \$56.3 | \$61.7 | \$67.1 | \$72.6 | \$78.7 |
| FY 2022 | \$5.3 | \$10.2 | \$15.4 | \$20.3 | \$24.5 | \$29.3 | \$34.3 | \$39.5 | \$45.0 | \$50.9 | \$56.8 | \$63.4 |
| FY 2023 | \$7.1 | | | | | | | | | | | |



| | Jul | Aug | Sep | Oct | Nov | Dec | Jan | Feb | Mar | Apr | May | Jun |
|----------------------|--------|-----|-----|-----|-----|-----|-----|-----|-----|-----|-----|-----|
| Month-End Book Yield | 1.31% | | | | | | | | | | | |
| Benchmark | 1.36% | | | | | | | | | | | |
| Variance | -0.04% | | | | | | | | | | | |

Benchmark: ICE BofAML Indices 30MMA 10% 1-5yr Tsy, 35% 1-5yr Agy, 5% 1-5yr A-AAA Ex Yankee Corp, and 6MMA 10% 0-1yr Tsy, 20% 0-1yr Agy, 20% 0-1yr A-AAA Corp



**Alameda County Investment Pool
Portfolio Management
Portfolio Summary
July 31, 2022**

| Investments | Par Value | Market Value | Book Value | % of Portfolio | Days to Maturity | YTM 365 Equiv. |
|-------------------------------------|-------------------------|-------------------------|-------------------------|----------------|------------------|----------------|
| Non-Negotiable CDs | 161,230,000.00 | 161,230,000.00 | 161,230,000.00 | 2.11 | 162 | 0.976 |
| Local Agency Investment Funds | 72,000,000.00 | 72,000,000.00 | 72,000,000.00 | 0.94 | 1 | 0.234 |
| Joint Powers Authority | 60,000,000.00 | 60,000,000.00 | 60,000,000.00 | 0.79 | 1 | 0.117 |
| Money Market Mutual Funds | 280,000,000.00 | 280,000,000.00 | 280,000,000.00 | 3.67 | 1 | 0.027 |
| Money Market Bank Accounts | 127,000,000.00 | 127,000,000.00 | 127,000,000.00 | 1.66 | 1 | 0.215 |
| Negotiable CDs | 850,000,000.00 | 846,061,500.00 | 850,000,000.00 | 11.13 | 139 | 1.469 |
| Corporate Notes | 767,559,000.00 | 740,755,594.67 | 765,963,915.16 | 10.03 | 752 | 1.540 |
| Washington Supranational Obligation | 215,000,000.00 | 203,824,195.00 | 214,524,789.00 | 2.81 | 968 | 0.975 |
| Commercial Paper Disc. -Amortizing | 200,000,000.00 | 198,310,000.00 | 198,136,944.45 | 2.59 | 92 | 1.274 |
| Agency Bullets (Aaa/AA+) | 1,411,010,000.00 | 1,381,805,411.50 | 1,409,112,962.19 | 18.45 | 525 | 1.557 |
| Federal Agency Disc. -Amortizing | 100,000,000.00 | 99,030,500.00 | 98,935,970.00 | 1.30 | 130 | 2.580 |
| Treasury Notes and Bonds | 1,275,000,000.00 | 1,234,226,750.00 | 1,262,376,046.96 | 16.53 | 557 | 1.253 |
| Treasury Discounts -Amortizing | 50,000,000.00 | 49,972,000.00 | 49,851,166.67 | 0.65 | 10 | 0.969 |
| Agency Callables (Aaa/AA+) | 2,005,590,000.00 | 1,919,937,937.85 | 2,004,032,037.70 | 26.24 | 975 | 1.347 |
| Asset Backed Securities | 41,303,273.99 | 41,152,439.25 | 41,242,912.92 | 0.54 | 679 | 1.809 |
| Municipal Bonds | 40,795,000.00 | 39,745,635.85 | 41,505,775.80 | 0.54 | 759 | 1.619 |
| | 7,656,487,273.99 | 7,455,051,964.12 | 7,635,912,520.85 | 100.00% | 578 | 1.313 |

| Investments | July 31 Month Ending | Fiscal Year To Date |
|---------------------------------|-------------------------|-------------------------|
| Total Earnings | | |
| Current Year | 7,062,692.14 | 7,062,692.14 |
| Average Daily Balance | 8,142,237,340.91 | 8,142,237,340.91 |
| Effective Rate of Return | 1.02% | 1.02% |

Henry C. Levy, Treasurer - Tax Collector

Reporting period 07/01/2022-07/31/2022

Run Date: 08/31/2022 - 09:30

Portfolio POOL
RC
PM (PRF_PM1) 7.3.0
Report Ver. 7.3.6.1

**Alameda County Investment Pool
Portfolio Management
Portfolio Details - Investments
July 31, 2022**

| CUSIP | Investment # | Issuer | Average Balance | Purchase Date | Par Value | Market Value | Book Value | Stated Rate | YTM 365 | Days to Maturity | Maturity Date |
|--------------------------------------|--------------|--------------------------------|-----------------------|---------------|-----------------------|-----------------------|-----------------------|--------------|------------|------------------|---------------|
| Non-Negotiable CDs | | | | | | | | | | | |
| SYS12638 | 12638 | Bank of San Francisco | | 02/04/2022 | 5,000,000.00 | 5,000,000.00 | 5,000,000.00 | 0.480 | 0.487 | 3 | 08/04/2022 |
| SYS12526 | 12526 | Bridge Bank | | 10/04/2021 | 10,000,000.00 | 10,000,000.00 | 10,000,000.00 | 0.350 | 0.355 | 63 | 10/03/2022 |
| SYS12749 | 12749 | California Bank & Trust | | 06/20/2022 | 30,000,000.00 | 30,000,000.00 | 30,000,000.00 | 0.150 | 0.152 | 49 | 09/19/2022 |
| SYS12664 | 12658 | Community Bank of the Bay | | 03/08/2022 | 5,000,000.00 | 5,000,000.00 | 5,000,000.00 | 0.690 | 0.700 | 38 | 09/08/2022 |
| SYS12651 | 12651 | California Bank of Commerce | | 02/25/2022 | 10,000,000.00 | 10,000,000.00 | 10,000,000.00 | 1.200 | 1.217 | 208 | 02/25/2023 |
| SYS12640 | 12640 | East West Bank | | 02/10/2022 | 40,000,000.00 | 40,000,000.00 | 40,000,000.00 | 0.990 | 1.004 | 193 | 02/10/2023 |
| SYS12767 | 12767 | East West Bank | | 06/30/2022 | 25,000,000.00 | 25,000,000.00 | 25,000,000.00 | 3.000 | 3.042 | 333 | 06/30/2023 |
| SYS12773 | 12773 | East West Bank | | 07/25/2022 | 20,000,000.00 | 20,000,000.00 | 20,000,000.00 | 0.420 | 0.426 | 175 | 01/23/2023 |
| SYS12708 | 12708 | Fremont Bank | | 04/29/2022 | 1,000,000.00 | 1,000,000.00 | 1,000,000.00 | 0.150 | 0.152 | 91 | 10/31/2022 |
| SYS12660 | 12660 | Self-Help Federal Credit Union | | 03/14/2022 | 230,000.00 | 230,000.00 | 230,000.00 | 1.000 | 1.014 | 224 | 03/13/2023 |
| SYS12528 | 12528 | Signature Bank | | 10/06/2021 | 10,000,000.00 | 10,000,000.00 | 10,000,000.00 | 0.350 | 0.355 | 66 | 10/06/2022 |
| SYS12742 | 12742 | Union Bank - LOC | | 05/10/2022 | 5,000,000.00 | 5,000,000.00 | 5,000,000.00 | 0.500 | 0.507 | 282 | 05/10/2023 |
| Subtotal and Average | | | 161,230,000.00 | | 161,230,000.00 | 161,230,000.00 | 161,230,000.00 | 0.976 | 162 | | |
| Local Agency Investment Funds | | | | | | | | | | | |
| SYS10285 | 10285 | LAIF | | 07/01/2018 | 72,000,000.00 | 72,000,000.00 | 72,000,000.00 | 0.234 | 0.234 | 1 | |
| Subtotal and Average | | | 72,000,000.00 | | 72,000,000.00 | 72,000,000.00 | 72,000,000.00 | 0.234 | 1 | | |
| Joint Powers Authority | | | | | | | | | | | |
| SYS10470 | 10470 | California Asset Mgmt. Program | | 07/01/2018 | 20,000,000.00 | 20,000,000.00 | 20,000,000.00 | 0.050 | 0.050 | 1 | |
| SYS10472 | 10472 | CalTrust - Short Term Fund | | 07/01/2018 | 40,000,000.00 | 40,000,000.00 | 40,000,000.00 | 0.150 | 0.150 | 1 | |
| Subtotal and Average | | | 60,000,000.00 | | 60,000,000.00 | 60,000,000.00 | 60,000,000.00 | 0.117 | 1 | | |
| Money Market Mutual Funds | | | | | | | | | | | |
| 09250C721 | 12656 | BlackRock - Mischler | | 03/03/2022 | 24,000,000.00 | 24,000,000.00 | 24,000,000.00 | 0.030 | 0.030 | 1 | |
| 608919718 | 11093 | Federated Fund 117 | | 07/01/2018 | 98,000,000.00 | 98,000,000.00 | 98,000,000.00 | 0.030 | 0.030 | 1 | |
| 316175504 | 10274 | Fidelity Fund No. 695 | | 07/01/2018 | 1,000,000.00 | 1,000,000.00 | 1,000,000.00 | 0.010 | 0.010 | 1 | |
| 316175108 | 11090 | Fidelity Fund 57 | | 07/01/2018 | 1,000,000.00 | 1,000,000.00 | 1,000,000.00 | 0.010 | 0.010 | 1 | |
| 61747C707 | 10280 | Morgan Stanley Fund 8302 | | 07/01/2018 | 1,000,000.00 | 1,000,000.00 | 1,000,000.00 | 0.030 | 0.030 | 1 | |
| 61747C582 | 11089 | Morgan Stanley Fund 8304 | | 07/01/2018 | 1,000,000.00 | 1,000,000.00 | 1,000,000.00 | 0.010 | 0.010 | 1 | |
| 665279840 | 12588 | No. Trust Siebert Williams | | 12/06/2021 | 1,000,000.00 | 1,000,000.00 | 1,000,000.00 | 0.030 | 0.030 | 1 | |
| SYS12009 | 12009 | State Street Institutional US | | 02/11/2020 | 116,000,000.00 | 116,000,000.00 | 116,000,000.00 | 0.030 | 0.030 | 1 | |
| 52470G791 | 10318 | Western Asset Govt 4512 | | 07/01/2018 | 37,000,000.00 | 37,000,000.00 | 37,000,000.00 | 0.010 | 0.010 | 1 | |
| Subtotal and Average | | | 298,741,935.48 | | 280,000,000.00 | 280,000,000.00 | 280,000,000.00 | 0.027 | 1 | | |

**Alameda County Investment Pool
Portfolio Management
Portfolio Details - Investments
July 31, 2022**

| CUSIP | Investment # | Issuer | Average Balance | Purchase Date | Par Value | Market Value | Book Value | Stated Rate | YTM 365 | Days to Maturity | Maturity Date |
|-----------------------------------|--------------|--------------------------|-------------------------|---------------|-----------------------|-----------------------|-----------------------|--------------|---------|------------------|---------------|
| Money Market Bank Accounts | | | | | | | | | | | |
| SYS12169 | 12169 | Five Star Bank | | 11/12/2019 | 95,000,000.00 | 95,000,000.00 | 95,000,000.00 | 0.234 | 0.234 | 1 | |
| SYS12601 | 12601 | Bank of the West | | 12/22/2021 | 10,000,000.00 | 10,000,000.00 | 10,000,000.00 | 0.150 | 0.150 | 1 | |
| SYS10286 | 10286 | California Bank & Trust | | 07/01/2018 | 20,000,000.00 | 20,000,000.00 | 20,000,000.00 | 0.180 | 0.180 | 1 | |
| SYS10290 | 10290 | Union Bank Acct. 5794 | | 07/01/2018 | 1,000,000.00 | 1,000,000.00 | 1,000,000.00 | 0.010 | 0.010 | 1 | |
| SYS10291 | 10291 | Union Bank Acct. 9048 | | 07/01/2018 | 1,000,000.00 | 1,000,000.00 | 1,000,000.00 | 0.010 | 0.010 | 1 | |
| Subtotal and Average | | | 127,000,000.00 | | 127,000,000.00 | 127,000,000.00 | 127,000,000.00 | 0.215 | | 1 | |
| Negotiable CDs | | | | | | | | | | | |
| 06367CKR7 | 12501 | Bank of Montreal | | 08/31/2021 | 50,000,000.00 | 49,906,000.00 | 50,000,000.00 | 0.020 | 0.020 | 29 | 08/30/2022 |
| 06367CRK5 | 12619 | Bank of Montreal | | 01/05/2022 | 50,000,000.00 | 49,408,000.00 | 50,000,000.00 | 0.580 | 0.588 | 155 | 01/03/2023 |
| 06367CSX6 | 12654 | Bank of Montreal | | 03/02/2022 | 50,000,000.00 | 49,455,500.00 | 50,000,000.00 | 1.150 | 1.166 | 170 | 01/18/2023 |
| 63873QTL8 | 12730 | Natixis North America | | 04/27/2022 | 50,000,000.00 | 49,691,500.00 | 50,000,000.00 | 2.340 | 2.373 | 184 | 02/01/2023 |
| 78012U7G4 | 12752 | Royal Bank Canada | | 06/27/2022 | 50,000,000.00 | 49,969,000.00 | 50,000,000.00 | 3.550 | 3.599 | 282 | 05/10/2023 |
| 78012UX67 | 12541 | Royal Bank CN | | 10/29/2021 | 50,000,000.00 | 49,688,500.00 | 50,000,000.00 | 0.330 | 0.335 | 86 | 10/26/2022 |
| 78012UX75 | 12542 | Royal Bank CN | | 10/29/2021 | 50,000,000.00 | 49,809,000.00 | 50,000,000.00 | 0.300 | 0.304 | 58 | 09/28/2022 |
| 78012U2P9 | 12593 | Royal Bank CN | | 12/16/2021 | 50,000,000.00 | 49,682,000.00 | 50,000,000.00 | 0.430 | 0.436 | 91 | 10/31/2022 |
| 78012U5J0 | 12725 | Royal Bank CN | | 04/26/2022 | 50,000,000.00 | 49,685,000.00 | 50,000,000.00 | 2.280 | 2.312 | 182 | 01/30/2023 |
| 89114WJY2 | 12543 | Toronto Dominion Bank | | 10/29/2021 | 50,000,000.00 | 49,770,000.00 | 50,000,000.00 | 0.320 | 0.324 | 72 | 10/12/2022 |
| 89114WKQ7 | 12547 | Toronto Dominion Bank | | 11/10/2021 | 50,000,000.00 | 49,670,000.00 | 50,000,000.00 | 0.360 | 0.365 | 100 | 11/09/2022 |
| 89114WL45 | 12559 | Toronto Dominion Bank | | 11/16/2021 | 50,000,000.00 | 49,856,000.00 | 50,000,000.00 | 0.290 | 0.294 | 46 | 09/16/2022 |
| 89114WNY7 | 12612 | Toronto Dominion Bank | | 12/29/2021 | 50,000,000.00 | 49,868,500.00 | 50,000,000.00 | 0.390 | 0.395 | 44 | 09/14/2022 |
| 89114WVT9 | 12726 | Toronto Dominion Bank | | 04/26/2022 | 50,000,000.00 | 49,688,000.00 | 50,000,000.00 | 2.290 | 2.322 | 182 | 01/30/2023 |
| 89114WZP3 | 12750 | Toronto Dominion Bank | | 06/27/2022 | 50,000,000.00 | 49,957,000.00 | 50,000,000.00 | 3.560 | 3.609 | 296 | 05/24/2023 |
| 89114WZT5 | 12751 | Toronto Dominion Bank | | 06/27/2022 | 50,000,000.00 | 49,963,500.00 | 50,000,000.00 | 3.550 | 3.599 | 282 | 05/10/2023 |
| 62478UFT8 | 12775 | Union Bank of California | | 07/29/2022 | 50,000,000.00 | 49,994,000.00 | 50,000,000.00 | 2.890 | 2.930 | 112 | 11/21/2022 |
| Subtotal and Average | | | 1,300,000,000.00 | | 850,000,000.00 | 846,061,500.00 | 850,000,000.00 | 1.469 | | 139 | |
| Corporate Notes | | | | | | | | | | | |
| 037833DM9 | 11851 | Apple Inc. | | 09/11/2019 | 3,000,000.00 | 2,935,770.00 | 2,993,160.00 | 1.800 | 1.848 | 772 | 09/11/2024 |
| 037833DL1 | 11852 | Apple Inc. | | 09/11/2019 | 1,000,000.00 | 999,020.00 | 999,830.00 | 1.700 | 1.706 | 41 | 09/11/2022 |
| 037833DM9 | 11943 | Apple Inc. | | 12/12/2019 | 9,000,000.00 | 8,807,310.00 | 8,918,370.00 | 1.800 | 2.001 | 772 | 09/11/2024 |
| 037833DT4 | 12133 | Apple Inc. | | 05/11/2020 | 5,000,000.00 | 4,749,550.00 | 4,991,050.00 | 1.125 | 1.162 | 1,014 | 05/11/2025 |
| 037833DV9 | 12134 | Apple Inc. | | 05/11/2020 | 5,000,000.00 | 4,910,350.00 | 4,986,400.00 | 0.750 | 0.842 | 283 | 05/11/2023 |
| 037833DX5 | 12200 | Apple Inc. | | 08/20/2020 | 5,000,000.00 | 4,640,900.00 | 4,988,200.00 | 0.550 | 0.598 | 1,115 | 08/20/2025 |
| 037833DX5 | 12201 | Apple Inc. | | 08/20/2020 | 5,000,000.00 | 4,640,900.00 | 4,988,200.00 | 0.550 | 0.598 | 1,115 | 08/20/2025 |

**Alameda County Investment Pool
Portfolio Management
Portfolio Details - Investments
July 31, 2022**

| CUSIP | Investment # | Issuer | Average Balance | Purchase Date | Par Value | Market Value | Book Value | Stated Rate | YTM 365 | Days to Maturity | Maturity Date |
|------------------------|--------------|-----------------------|-----------------|---------------|---------------|---------------|---------------|-------------|---------|------------------|---------------|
| Corporate Notes | | | | | | | | | | | |
| 037833EB2 | 12387 | Apple Inc. | | 02/08/2021 | 20,000,000.00 | 18,478,600.00 | 19,955,000.00 | 0.746 | 0.792 | 1,287 | 02/08/2026 |
| 023135BQ8 | 12162 | Amazon | | 06/10/2020 | 5,000,000.00 | 4,701,550.00 | 4,995,350.00 | 0.800 | 0.819 | 1,037 | 06/03/2025 |
| 023135BQ8 | 12163 | Amazon | | 06/10/2020 | 5,000,000.00 | 4,701,550.00 | 4,993,750.00 | 0.800 | 0.826 | 1,037 | 06/03/2025 |
| 023135BQ8 | 12166 | Amazon | | 06/11/2020 | 10,000,000.00 | 9,403,100.00 | 9,990,700.00 | 0.800 | 0.819 | 1,037 | 06/03/2025 |
| 023135BV7 | 12442 | Amazon | | 05/12/2021 | 10,000,000.00 | 9,819,900.00 | 9,998,600.00 | 0.250 | 0.257 | 284 | 05/12/2023 |
| 023135BX3 | 12443 | Amazon | | 05/12/2021 | 10,000,000.00 | 9,270,800.00 | 9,956,800.00 | 1.000 | 1.089 | 1,380 | 05/12/2026 |
| 023135BW5 | 12444 | Amazon | | 05/12/2021 | 3,000,000.00 | 2,873,850.00 | 2,995,620.00 | 0.450 | 0.499 | 650 | 05/12/2024 |
| 023135CF1 | 12686 | Amazon | | 04/13/2022 | 7,000,000.00 | 7,047,040.00 | 6,985,580.00 | 3.300 | 3.345 | 1,716 | 04/13/2027 |
| 023135CD6 | 12687 | Amazon | | 04/13/2022 | 10,000,000.00 | 9,974,300.00 | 10,000,000.00 | 2.730 | 2.730 | 621 | 04/13/2024 |
| 023135CE4 | 12688 | Amazon | | 04/13/2022 | 13,000,000.00 | 13,031,330.00 | 12,981,496.67 | 3.000 | 3.050 | 986 | 04/13/2025 |
| 06051GJG5 | 12241 | Bank of America Corp. | | 09/25/2020 | 8,000,000.00 | 7,463,200.00 | 8,000,000.00 | 0.981 | 0.981 | 1,151 | 09/25/2025 |
| 06051GJG5 | 12242 | Bank of America Corp. | | 09/25/2020 | 3,000,000.00 | 2,798,700.00 | 3,000,000.00 | 0.981 | 0.981 | 1,151 | 09/25/2025 |
| 06048WM31 | 12453 | Bank of America Corp. | | 05/28/2021 | 10,000,000.00 | 8,918,100.00 | 10,000,000.00 | 1.250 | 1.250 | 1,396 | 05/28/2026 |
| 06048WM64 | 12482 | Bank of America Corp. | | 07/07/2021 | 10,000,000.00 | 8,831,200.00 | 9,975,000.00 | 1.200 | 1.252 | 1,424 | 06/25/2026 |
| 06048WP46 | 12517 | Bank of America Corp. | | 09/27/2021 | 10,000,000.00 | 9,204,200.00 | 10,000,000.00 | 0.750 | 0.750 | 969 | 03/27/2025 |
| 06048WN63 | 12530 | Bank of America Corp. | | 10/08/2021 | 4,898,000.00 | 4,313,962.48 | 4,844,122.00 | 1.150 | 1.382 | 1,501 | 09/10/2026 |
| 06406RBC0 | 12699 | Bank of New York | | 04/26/2022 | 10,000,000.00 | 9,977,100.00 | 9,998,600.00 | 3.350 | 3.355 | 998 | 04/25/2025 |
| 06406RAK3 | 12093 | Bank of NY | | 04/08/2020 | 16,301,000.00 | 16,294,642.61 | 16,309,339.25 | 1.950 | 1.845 | 22 | 08/23/2022 |
| 06406RAL1 | 12153 | Bank of NY | | 06/01/2020 | 6,540,000.00 | 6,377,088.60 | 6,848,426.40 | 2.100 | 1.001 | 815 | 10/24/2024 |
| 06368EA36 | 12336 | Bank of Montreal | | 12/08/2020 | 10,000,000.00 | 9,661,800.00 | 9,993,500.00 | 0.450 | 0.472 | 494 | 12/08/2023 |
| 06368FAA7 | 12508 | Bank of Montreal | | 09/15/2021 | 5,000,000.00 | 4,845,850.00 | 4,995,800.00 | 0.400 | 0.442 | 410 | 09/15/2023 |
| 06368FAC3 | 12509 | Bank of Montreal | | 09/15/2021 | 6,000,000.00 | 5,451,780.00 | 5,989,860.00 | 1.250 | 1.285 | 1,506 | 09/15/2026 |
| 06368FAE9 | 12625 | Bank of Montreal | | 01/10/2022 | 10,000,000.00 | 9,521,400.00 | 9,994,700.00 | 1.500 | 1.518 | 893 | 01/10/2025 |
| 06368FAG4 | 12657 | Bank of Montreal | | 03/08/2022 | 15,000,000.00 | 14,744,250.00 | 14,989,500.00 | 2.150 | 2.186 | 585 | 03/08/2024 |
| 06368D3S1 | 12746 | Bank of Montreal | | 06/07/2022 | 6,000,000.00 | 6,007,800.00 | 5,998,620.00 | 3.700 | 3.708 | 1,041 | 06/07/2025 |
| 110122DN5 | 12302 | Bristol Myers | | 11/13/2020 | 5,000,000.00 | 4,624,550.00 | 4,991,900.00 | 0.750 | 0.783 | 1,200 | 11/13/2025 |
| 110122DT2 | 12303 | Bristol Myers | | 11/13/2020 | 5,000,000.00 | 4,856,850.00 | 5,000,000.00 | 0.537 | 0.537 | 469 | 11/13/2023 |
| 14913Q3A5 | 11839 | Caterpillar Inc. | | 09/06/2019 | 6,000,000.00 | 5,994,900.00 | 5,991,660.00 | 1.900 | 1.948 | 36 | 09/06/2022 |
| 14913Q3C1 | 11971 | Caterpillar Inc. | | 01/13/2020 | 15,000,000.00 | 14,956,200.00 | 14,993,100.00 | 1.950 | 1.967 | 109 | 11/18/2022 |
| 14913Q3C1 | 12032 | Caterpillar Inc. | | 03/12/2020 | 5,000,000.00 | 4,985,400.00 | 5,013,341.61 | 1.950 | 1.404 | 109 | 11/18/2022 |
| 14913R2F3 | 12222 | Caterpillar Inc. | | 09/14/2020 | 10,000,000.00 | 9,719,100.00 | 9,993,200.00 | 0.450 | 0.473 | 409 | 09/14/2023 |
| 14913R2J5 | 12410 | Caterpillar Inc. | | 03/01/2021 | 10,000,000.00 | 9,838,300.00 | 9,991,400.00 | 0.250 | 0.293 | 212 | 03/01/2023 |
| 14913R2U0 | 12620 | Caterpillar Inc. | | 01/10/2022 | 5,000,000.00 | 4,674,300.00 | 4,997,600.00 | 1.700 | 1.710 | 1,621 | 01/08/2027 |
| 14913R2S5 | 12621 | Caterpillar Inc. | | 01/10/2022 | 10,000,000.00 | 9,710,900.00 | 9,998,400.00 | 0.950 | 0.958 | 527 | 01/10/2024 |
| 24422EVH9 | 12157 | John Deere | | 06/04/2020 | 3,000,000.00 | 2,931,030.00 | 2,997,540.00 | 0.700 | 0.727 | 338 | 07/05/2023 |
| 24422EVJ5 | 12259 | John Deere | | 10/09/2020 | 2,000,000.00 | 1,938,220.00 | 1,997,680.00 | 0.400 | 0.439 | 435 | 10/10/2023 |

Portfolio POOL
RC
PM (PRF_PM2) 7.3.0

**Alameda County Investment Pool
Portfolio Management
Portfolio Details - Investments
July 31, 2022**

| CUSIP | Investment # | Issuer | Average Balance | Purchase Date | Par Value | Market Value | Book Value | Stated Rate | YTM 365 | Days to Maturity | Maturity Date |
|------------------------|--------------|--------------------------------|-----------------|---------------|---------------|---------------|---------------|-------------|---------|------------------|---------------|
| Corporate Notes | | | | | | | | | | | |
| 24422EVX4 | 12622 | John Deere | | 01/10/2022 | 3,000,000.00 | 2,907,030.00 | 2,999,520.00 | 0.900 | 0.908 | 527 | 01/10/2024 |
| 24422EWA3 | 12623 | Dell Inc. | | 01/10/2022 | 5,000,000.00 | 4,708,550.00 | 4,997,150.00 | 1.700 | 1.712 | 1,624 | 01/11/2027 |
| 24422EVY2 | 12624 | Dell Inc. | | 01/10/2022 | 7,000,000.00 | 6,692,840.00 | 6,996,710.00 | 1.250 | 1.266 | 893 | 01/10/2025 |
| 254687FN1 | 12066 | Disney | | 03/23/2020 | 5,000,000.00 | 5,013,150.00 | 4,997,254.44 | 3.350 | 3.360 | 966 | 03/24/2025 |
| 254687FJ0 | 12075 | Disney | | 03/27/2020 | 5,000,000.00 | 4,996,350.00 | 4,954,200.00 | 1.650 | 2.038 | 31 | 09/01/2022 |
| 31422XXA5 | 12690 | Farmer Mac | | 04/08/2022 | 20,000,000.00 | 19,843,200.00 | 20,000,000.00 | 2.570 | 2.571 | 697 | 06/28/2024 |
| 02665WCA7 | 12028 | American Honda | | 03/12/2020 | 5,000,000.00 | 5,003,750.00 | 5,028,661.83 | 2.600 | 1.427 | 107 | 11/16/2022 |
| 02665WDH1 | 12029 | American Honda | | 03/12/2020 | 3,000,000.00 | 2,974,500.00 | 3,013,191.56 | 1.950 | 1.498 | 282 | 05/10/2023 |
| 02665WDH1 | 12030 | American Honda | | 03/12/2020 | 5,500,000.00 | 5,453,250.00 | 5,524,619.51 | 1.950 | 1.490 | 282 | 05/10/2023 |
| 02665WDX6 | 12448 | American Honda | | 05/20/2021 | 10,000,000.00 | 9,790,800.00 | 9,999,800.00 | 0.350 | 0.351 | 262 | 04/20/2023 |
| 458140BP4 | 12069 | Intel Corp | | 03/25/2020 | 10,000,000.00 | 10,032,800.00 | 9,984,500.00 | 3.400 | 3.434 | 967 | 03/25/2025 |
| 46647PBS4 | 12226 | J.P. Morgan | | 09/16/2020 | 4,000,000.00 | 3,851,360.00 | 4,000,000.00 | 0.653 | 0.653 | 777 | 09/16/2024 |
| 46647PBY1 | 12396 | J.P. Morgan | | 02/16/2021 | 5,000,000.00 | 4,735,450.00 | 5,000,000.00 | 0.563 | 0.563 | 930 | 02/16/2025 |
| 46647PBZ8 | 12417 | J.P. Morgan | | 03/16/2021 | 10,000,000.00 | 9,822,000.00 | 10,000,000.00 | 0.697 | 0.697 | 593 | 03/16/2024 |
| 48128G3N8 | 12454 | J.P. Morgan | | 05/28/2021 | 5,000,000.00 | 4,427,200.00 | 5,000,000.00 | 1.200 | 1.200 | 1,396 | 05/28/2026 |
| 46647PCH7 | 12455 | J.P. Morgan | | 06/01/2021 | 5,000,000.00 | 4,701,600.00 | 5,000,000.00 | 0.824 | 0.824 | 1,035 | 06/01/2025 |
| 48128G3V0 | 12459 | J.P. Morgan | | 06/11/2021 | 10,000,000.00 | 8,916,300.00 | 10,000,000.00 | 1.150 | 1.150 | 1,410 | 06/11/2026 |
| 48128G4R8 | 12486 | J.P. Morgan | | 08/17/2021 | 10,000,000.00 | 8,869,100.00 | 9,990,000.00 | 1.150 | 1.171 | 1,477 | 08/17/2026 |
| 53961LAH2 | 12402 | Local Initiatives Support Corp | | 02/25/2021 | 5,000,000.00 | 4,777,200.00 | 5,000,000.00 | 0.500 | 0.500 | 563 | 02/15/2024 |
| 88579YBL4 | 12078 | 3M Corp | | 03/30/2020 | 4,761,000.00 | 4,729,386.96 | 4,727,530.17 | 1.750 | 2.003 | 197 | 02/14/2023 |
| 594918BQ6 | 11783 | Mircosoft Inc. | | 06/27/2019 | 4,157,000.00 | 4,122,580.04 | 4,160,450.31 | 2.000 | 1.979 | 372 | 08/08/2023 |
| 594918AQ7 | 11836 | Mircosoft Inc. | | 08/30/2019 | 15,150,000.00 | 15,138,940.50 | 15,185,321.14 | 2.125 | 1.644 | 106 | 11/15/2022 |
| 654106AH6 | 12074 | Nike Inc. | | 03/27/2020 | 3,000,000.00 | 2,958,390.00 | 2,995,920.00 | 2.400 | 2.429 | 969 | 03/27/2025 |
| 67066GAL8 | 12679 | NVIDIA | | 04/22/2022 | 20,000,000.00 | 19,069,000.00 | 19,115,528.89 | 0.584 | 2.824 | 683 | 06/14/2024 |
| 69371RQ66 | 12006 | PACCAR Financial Corp. | | 02/06/2020 | 10,000,000.00 | 9,634,500.00 | 9,991,900.00 | 1.800 | 1.817 | 920 | 02/06/2025 |
| 713448EQ7 | 12045 | Pepsi Inc. | | 03/19/2020 | 2,500,000.00 | 2,454,175.00 | 2,498,236.67 | 2.250 | 2.265 | 961 | 03/19/2025 |
| 713448EQ7 | 12047 | Pepsi Inc. | | 03/19/2020 | 5,000,000.00 | 4,908,350.00 | 4,996,450.00 | 2.250 | 2.265 | 961 | 03/19/2025 |
| 713448EQ7 | 12051 | Pepsi Inc. | | 03/20/2020 | 5,000,000.00 | 4,908,350.00 | 4,991,650.00 | 2.250 | 2.286 | 961 | 03/19/2025 |
| 713448FB9 | 12257 | Pepsi Inc. | | 10/07/2020 | 10,000,000.00 | 9,703,100.00 | 9,994,300.00 | 0.400 | 0.120 | 432 | 10/07/2023 |
| 717081EX7 | 12151 | Pfizer | | 05/28/2020 | 5,000,000.00 | 4,727,400.00 | 4,968,800.00 | 0.800 | 0.928 | 1,031 | 05/28/2025 |
| 742718FL8 | 12280 | Proctor & Gamble | | 10/29/2020 | 5,000,000.00 | 4,652,450.00 | 4,991,900.00 | 0.550 | 0.583 | 1,185 | 10/29/2025 |
| 742718FL8 | 12633 | Proctor & Gamble | | 01/31/2022 | 8,752,000.00 | 8,143,648.48 | 8,392,292.80 | 0.550 | 1.687 | 1,185 | 10/29/2025 |
| 742718FV6 | 12637 | Proctor & Gamble | | 02/01/2022 | 20,000,000.00 | 19,165,200.00 | 19,971,600.00 | 1.900 | 1.930 | 1,645 | 02/01/2027 |
| 69349LAG3 | 11909 | PNC Bank NA | | 11/15/2019 | 15,000,000.00 | 14,992,500.00 | 15,044,360.04 | 2.700 | 2.116 | 92 | 11/01/2022 |
| 808513BR5 | 12445 | Charles Schwab | | 05/13/2021 | 4,000,000.00 | 3,677,560.00 | 3,990,720.00 | 1.150 | 1.198 | 1,381 | 05/13/2026 |
| 808513BY0 | 12655 | Charles Schwab | | 03/03/2022 | 1,000,000.00 | 957,800.00 | 998,920.00 | 2.450 | 2.473 | 1,675 | 03/03/2027 |

Portfolio POOL
RC
PM (PRF_PM2) 7.3.0

**Alameda County Investment Pool
Portfolio Management
Portfolio Details - Investments
July 31, 2022**

| CUSIP | Investment # | Issuer | Average Balance | Purchase Date | Par Value | Market Value | Book Value | Stated Rate | YTM 365 | Days to Maturity | Maturity Date |
|--|--------------|--------------------------------|-----------------------|---------------|-----------------------|-----------------------|-----------------------|--------------|------------|------------------|---------------|
| Corporate Notes | | | | | | | | | | | |
| 79466LAG9 | 12484 | Salesforce Co. | | 07/12/2021 | 3,000,000.00 | 2,867,430.00 | 2,998,470.00 | 0.625 | 0.640 | 714 | 07/15/2024 |
| 89114QCM8 | 12364 | Toronto Dominion Bank | | 01/06/2021 | 12,000,000.00 | 11,863,080.00 | 11,989,200.00 | 0.250 | 0.295 | 158 | 01/06/2023 |
| 89114QCP1 | 12365 | Toronto Dominion Bank | | 01/06/2021 | 10,000,000.00 | 9,086,800.00 | 9,985,300.00 | 0.750 | 0.780 | 1,254 | 01/06/2026 |
| 89114TZK1 | 12591 | Toronto Dominion Bank | | 12/13/2021 | 10,000,000.00 | 9,465,300.00 | 9,992,700.00 | 1.250 | 1.275 | 865 | 12/13/2024 |
| 89236TEC5 | 11916 | Toyota Motor Credit Corp | | 11/22/2019 | 5,000,000.00 | 4,998,550.00 | 5,007,148.11 | 2.150 | 1.855 | 38 | 09/08/2022 |
| 89236TEC5 | 11917 | Toyota Motor Credit Corp | | 11/22/2019 | 15,000,000.00 | 14,995,650.00 | 15,021,873.76 | 2.150 | 1.849 | 38 | 09/08/2022 |
| 89236TGX7 | 12081 | Toyota Motor Credit Corp | | 04/01/2020 | 6,000,000.00 | 5,952,240.00 | 5,988,960.00 | 3.000 | 3.040 | 974 | 04/01/2025 |
| 89236TGW9 | 12083 | Toyota Motor Credit Corp | | 04/01/2020 | 5,000,000.00 | 4,994,850.00 | 4,999,450.00 | 2.900 | 2.904 | 241 | 03/30/2023 |
| 89236TJH9 | 12464 | Toyota Motor Credit Corp | | 06/18/2021 | 15,000,000.00 | 14,248,350.00 | 14,982,150.00 | 0.500 | 0.540 | 687 | 06/18/2024 |
| 89236TJN6 | 12506 | Toyota Motor Credit Corp | | 09/13/2021 | 5,000,000.00 | 4,735,000.00 | 4,997,650.00 | 0.625 | 0.641 | 774 | 09/13/2024 |
| 89236TKC8 | 12758 | Toyota Motor Credit Corp | | 06/30/2022 | 10,000,000.00 | 10,145,400.00 | 9,990,500.00 | 3.950 | 3.984 | 1,064 | 06/30/2025 |
| 89788JAB5 | 12026 | Truist Bank | | 03/09/2020 | 10,000,000.00 | 9,883,300.00 | 9,993,000.00 | 1.250 | 1.274 | 220 | 03/09/2023 |
| 89788JAA79 | 12635 | Truist Bank | | 01/31/2022 | 10,000,000.00 | 9,506,500.00 | 9,930,500.00 | 1.500 | 1.542 | 952 | 03/10/2025 |
| 882508BK9 | 12507 | Texas Instrument | | 09/15/2021 | 3,000,000.00 | 2,780,460.00 | 3,000,000.00 | 1.125 | 1.125 | 1,506 | 09/15/2026 |
| 90327QD71 | 12449 | USAA Capital Corp | | 05/21/2021 | 7,000,000.00 | 6,680,940.00 | 6,987,540.00 | 0.500 | 0.572 | 639 | 05/01/2024 |
| 90331HPF4 | 11935 | US BANK | | 12/09/2019 | 20,000,000.00 | 19,913,400.00 | 19,983,200.00 | 1.950 | 1.978 | 161 | 01/09/2023 |
| 95001D6U9 | 12124 | Wells Fargo Securities LLC | | 04/30/2020 | 5,000,000.00 | 4,909,400.00 | 5,000,000.00 | 2.150 | 2.150 | 272 | 04/30/2023 |
| 931142DU4 | 11342 | Walmart | | 10/20/2017 | 5,000,000.00 | 5,008,600.00 | 4,999,600.00 | 2.350 | 2.351 | 136 | 12/15/2022 |
| 931142EK5 | 11536 | Walmart | | 06/27/2018 | 2,000,000.00 | 2,004,740.00 | 1,999,460.00 | 3.400 | 3.406 | 329 | 06/26/2023 |
| 931142ER0 | 12512 | Walmart | | 09/17/2021 | 3,000,000.00 | 2,794,380.00 | 2,994,330.00 | 1.050 | 1.089 | 1,508 | 09/17/2026 |
| 98459LAA1 | 12160 | Yale University | | 06/09/2020 | 3,000,000.00 | 2,834,820.00 | 3,000,000.00 | 0.873 | 0.873 | 988 | 04/15/2025 |
| Subtotal and Average | | | 784,096,441.93 | | 767,559,000.00 | 740,755,594.67 | 765,963,915.16 | 1.540 | 752 | | |
| Washington Supranational Obligation | | | | | | | | | | | |
| 45818WCS3 | 11932 | InterAmerican Development Bank | | 12/03/2019 | 10,000,000.00 | 9,676,600.00 | 9,991,000.00 | 1.700 | 1.719 | 837 | 11/15/2024 |
| 45818WCS3 | 11950 | InterAmerican Development Bank | | 12/16/2019 | 25,000,000.00 | 24,191,500.00 | 24,891,000.00 | 1.700 | 1.793 | 837 | 11/15/2024 |
| 45818WDA1 | 12412 | InterAmerican Development Bank | | 03/11/2021 | 18,000,000.00 | 16,871,760.00 | 17,952,714.00 | 0.800 | 0.854 | 1,311 | 03/04/2026 |
| 459058JL8 | 12277 | International Bank Recon & D | | 10/28/2020 | 15,000,000.00 | 13,863,750.00 | 14,983,050.00 | 0.500 | 0.523 | 1,184 | 10/28/2025 |
| 459058JM6 | 12312 | International Bank Recon & D | | 11/24/2020 | 20,000,000.00 | 19,314,400.00 | 19,957,000.00 | 0.250 | 0.322 | 480 | 11/24/2023 |
| 459058JM6 | 12313 | International Bank Recon & D | | 11/24/2020 | 15,000,000.00 | 14,485,800.00 | 14,967,750.00 | 0.250 | 0.322 | 480 | 11/24/2023 |
| 459058JE4 | 12358 | International Bank Recon & D | | 12/23/2020 | 10,000,000.00 | 9,272,200.00 | 9,984,000.00 | 0.375 | 0.410 | 1,092 | 07/28/2025 |
| 459058JS3 | 12390 | International Bank Recon & D | | 02/10/2021 | 15,000,000.00 | 13,644,750.00 | 15,000,000.00 | 0.650 | 0.650 | 1,289 | 02/10/2026 |
| 45905U5Y6 | 12400 | International Bank Recon & D | | 02/18/2021 | 9,500,000.00 | 8,806,310.00 | 9,492,875.00 | 0.600 | 0.615 | 1,297 | 02/18/2026 |
| 45905U5Y6 | 12401 | International Bank Recon & D | | 02/18/2021 | 10,000,000.00 | 9,269,800.00 | 10,000,000.00 | 0.600 | 0.600 | 1,297 | 02/18/2026 |
| 45906M2L4 | 12414 | International Bank Recon & D | | 03/12/2021 | 15,000,000.00 | 13,908,600.00 | 14,857,500.00 | 0.650 | 0.846 | 1,303 | 02/24/2026 |

**Alameda County Investment Pool
Portfolio Management
Portfolio Details - Investments
July 31, 2022**

| CUSIP | Investment # | Issuer | Average Balance | Purchase Date | Par Value | Market Value | Book Value | Stated Rate | YTM 365 | Days to Maturity | Maturity Date |
|--|--------------|------------------------------|-----------------------|---------------|-----------------------|-----------------------|-----------------------|-------------|--------------|------------------|---------------|
| Washington Supranational Obligation | | | | | | | | | | | |
| 45906M3C3 | 12669 | International Bank Recon & D | | 03/29/2022 | 7,500,000.00 | 7,409,775.00 | 7,494,150.00 | 2.250 | 2.290 | 605 | 03/28/2024 |
| 45950VNP7 | 11974 | IFCDN | | 01/17/2020 | 25,000,000.00 | 24,160,250.00 | 24,953,750.00 | 1.680 | 1.719 | 893 | 01/10/2025 |
| 45950VPX8 | 12446 | IFCDN | | 05/14/2021 | 10,000,000.00 | 9,277,500.00 | 10,000,000.00 | 0.860 | 0.860 | 1,382 | 05/14/2026 |
| 45950VQS8 | 12573 | IFCDN | | 11/24/2021 | 10,000,000.00 | 9,671,200.00 | 10,000,000.00 | 0.610 | 0.610 | 480 | 11/24/2023 |
| Subtotal and Average | | | 214,524,789.00 | | 215,000,000.00 | 203,824,195.00 | 214,524,789.00 | | 0.975 | 968 | |
| Commercial Paper Disc. -Amortizing | | | | | | | | | | | |
| 46590EHH4 | 12550 | J.P. Morgan | | 11/10/2021 | 50,000,000.00 | 49,948,000.00 | 49,902,777.78 | 0.250 | 0.257 | 16 | 08/17/2022 |
| 46590ENJ3 | 12695 | JP Morgan Sec | | 04/26/2022 | 50,000,000.00 | 49,225,500.00 | 49,184,166.67 | 2.200 | 2.295 | 170 | 01/18/2023 |
| 46590ENW4 | 12696 | JP Morgan Sec | | 04/26/2022 | 50,000,000.00 | 49,143,000.00 | 49,147,500.00 | 2.200 | 2.296 | 182 | 01/30/2023 |
| 89233HH31 | 12558 | Toyota Motor Credit Corp | | 11/16/2021 | 50,000,000.00 | 49,993,500.00 | 49,902,500.00 | 0.270 | 0.277 | 2 | 08/03/2022 |
| Subtotal and Average | | | 239,991,259.86 | | 200,000,000.00 | 198,310,000.00 | 198,136,944.45 | | 1.274 | 92 | |
| Agency Bullets (Aaa/AA+) | | | | | | | | | | | |
| 3132X0U25 | 11486 | Farmer Mac | | 04/19/2018 | 30,000,000.00 | 29,963,700.00 | 29,982,000.00 | 2.800 | 2.813 | 261 | 04/19/2023 |
| 3132X0U25 | 11487 | Farmer Mac | | 04/19/2018 | 40,000,000.00 | 39,951,600.00 | 39,976,000.00 | 2.800 | 2.813 | 261 | 04/19/2023 |
| 3132X0U25 | 11488 | Farmer Mac | | 04/19/2018 | 30,000,000.00 | 29,963,700.00 | 29,982,000.00 | 2.800 | 2.813 | 261 | 04/19/2023 |
| 31422BEX4 | 11736 | Farmer Mac | | 04/24/2019 | 50,000,000.00 | 50,002,500.00 | 50,000,000.00 | 2.475 | 2.475 | 64 | 10/04/2022 |
| 31422BFL9 | 11755 | Farmer Mac | | 05/10/2019 | 25,000,000.00 | 24,807,500.00 | 25,000,000.00 | 2.400 | 2.400 | 578 | 03/01/2024 |
| 31422BFK1 | 11756 | Farmer Mac | | 05/10/2019 | 25,000,000.00 | 24,787,000.00 | 25,000,000.00 | 2.400 | 2.400 | 639 | 05/01/2024 |
| 31422BJB7 | 11793 | Farmer Mac | | 07/22/2019 | 25,000,000.00 | 24,679,500.00 | 25,000,000.00 | 1.970 | 1.970 | 519 | 01/02/2024 |
| 31422BPC8 | 11911 | Farmer Mac | | 11/20/2019 | 20,000,000.00 | 19,645,600.00 | 20,000,000.00 | 1.720 | 1.720 | 476 | 11/20/2023 |
| 31422BQK9 | 11955 | Farmer Mac | | 12/20/2019 | 25,000,000.00 | 24,378,750.00 | 24,988,750.00 | 1.690 | 1.700 | 781 | 09/20/2024 |
| 31422BQW3 | 11956 | Farmer Mac | | 12/20/2019 | 40,000,000.00 | 39,472,000.00 | 40,000,000.00 | 1.740 | 1.740 | 427 | 10/02/2023 |
| 31422BYV6 | 12115 | Farmer Mac | | 04/27/2020 | 35,000,000.00 | 34,208,650.00 | 34,979,000.00 | 0.550 | 0.569 | 360 | 07/27/2023 |
| 3133EKQU3 | 11778 | Federal Farm Credit Bank | | 06/21/2019 | 30,000,000.00 | 29,530,800.00 | 29,984,700.00 | 1.950 | 1.961 | 682 | 06/13/2024 |
| 3133EKTv8 | 11784 | Federal Farm Credit Bank | | 07/02/2019 | 12,000,000.00 | 11,796,960.00 | 11,998,320.00 | 1.900 | 1.903 | 700 | 07/01/2024 |
| 3133EKUA2 | 11785 | Federal Farm Credit Bank | | 07/02/2019 | 15,000,000.00 | 14,921,850.00 | 14,989,800.00 | 1.850 | 1.870 | 184 | 02/01/2023 |
| 3133EKYJ9 | 11807 | Federal Farm Credit Bank | | 08/08/2019 | 15,000,000.00 | 14,999,400.00 | 15,111,300.00 | 1.850 | 1.595 | 4 | 08/05/2022 |
| 3133EKZK5 | 11812 | Federal Farm Credit Bank | | 08/14/2019 | 20,000,000.00 | 19,731,400.00 | 19,992,000.00 | 1.600 | 1.610 | 378 | 08/14/2023 |
| 3133EKA63 | 11814 | Federal Farm Credit Bank | | 08/16/2019 | 10,000,000.00 | 9,758,000.00 | 9,982,800.00 | 1.600 | 1.636 | 746 | 08/16/2024 |
| 3133EKM45 | 11845 | Federal Farm Credit Bank | | 09/09/2019 | 10,000,000.00 | 9,989,400.00 | 9,989,100.00 | 1.500 | 1.537 | 36 | 09/06/2022 |
| 3133ELZM9 | 12140 | Federal Farm Credit Bank | | 05/15/2020 | 25,000,000.00 | 23,413,000.00 | 24,953,225.00 | 0.500 | 0.538 | 1,017 | 05/14/2025 |
| 3133ENKS8 | 12627 | Federal Farm Credit Bank | | 01/11/2022 | 7,500,000.00 | 7,185,825.00 | 7,483,125.00 | 1.125 | 1.202 | 889 | 01/06/2025 |
| 3133ENZS2 | 12755 | Federal Farm Credit Bank | | 06/28/2022 | 10,000,000.00 | 10,042,700.00 | 9,994,805.00 | 3.100 | 3.127 | 697 | 06/28/2024 |

**Alameda County Investment Pool
Portfolio Management
Portfolio Details - Investments
July 31, 2022**

| CUSIP | Investment # | Issuer | Average Balance | Purchase Date | Par Value | Market Value | Book Value | Stated Rate | YTM 365 | Days to Maturity | Maturity Date |
|---------------------------------|--------------|----------------------------|-----------------|---------------|---------------|---------------|---------------|-------------|---------|------------------|---------------|
| Agency Bullets (Aaa/AA+) | | | | | | | | | | | |
| 3130AGWK7 | 11815 | Federal Home Loan Bank | | 08/16/2019 | 12,000,000.00 | 11,664,600.00 | 11,971,800.00 | 1.500 | 2.136 | 745 | 08/15/2024 |
| 3130AGWK7 | 11816 | Federal Home Loan Bank | | 08/16/2019 | 20,000,000.00 | 19,441,000.00 | 19,953,000.00 | 1.500 | 1.549 | 745 | 08/15/2024 |
| 3130AGWK7 | 11817 | Federal Home Loan Bank | | 08/16/2019 | 20,000,000.00 | 19,441,000.00 | 19,953,000.00 | 1.500 | 1.549 | 745 | 08/15/2024 |
| 313380GJ0 | 11888 | Federal Home Loan Bank | | 10/30/2019 | 25,000,000.00 | 24,988,750.00 | 25,216,250.00 | 2.000 | 1.688 | 39 | 09/09/2022 |
| 313380GJ0 | 11889 | Federal Home Loan Bank | | 10/30/2019 | 14,710,000.00 | 14,703,380.50 | 14,838,271.20 | 2.000 | 1.686 | 39 | 09/09/2022 |
| 3130AJ7E3 | 12020 | Federal Home Loan Bank | | 02/21/2020 | 14,000,000.00 | 13,881,980.00 | 13,974,240.00 | 1.375 | 1.438 | 200 | 02/17/2023 |
| 3130AJ7E3 | 12023 | Federal Home Loan Bank | | 02/21/2020 | 15,000,000.00 | 14,873,550.00 | 14,972,400.00 | 1.375 | 1.438 | 200 | 02/17/2023 |
| 3130AK5E2 | 12220 | Federal Home Loan Bank | | 09/11/2020 | 2,000,000.00 | 1,855,400.00 | 1,994,000.00 | 0.375 | 0.436 | 1,130 | 09/04/2025 |
| 3130AKDH6 | 12270 | Federal Home Loan Bank | | 10/22/2020 | 8,000,000.00 | 7,960,480.00 | 7,989,440.00 | 0.125 | 0.191 | 81 | 10/21/2022 |
| 3130APU29 | 12551 | Federal Home Loan Bank | | 11/12/2021 | 12,800,000.00 | 12,408,576.00 | 12,794,112.00 | 0.500 | 0.523 | 465 | 11/09/2023 |
| 3130APU29 | 12552 | Federal Home Loan Bank | | 11/12/2021 | 20,000,000.00 | 19,388,400.00 | 19,990,800.00 | 0.500 | 0.523 | 465 | 11/09/2023 |
| 3130AQF57 | 12598 | Federal Home Loan Bank | | 12/22/2021 | 25,000,000.00 | 24,178,500.00 | 24,945,000.00 | 0.625 | 0.736 | 508 | 12/22/2023 |
| 3130AQF40 | 12599 | Federal Home Loan Bank | | 12/22/2021 | 25,000,000.00 | 23,863,500.00 | 24,978,137.25 | 1.000 | 1.030 | 872 | 12/20/2024 |
| 3130AQF65 | 12600 | Federal Home Loan Bank | | 12/22/2021 | 25,000,000.00 | 23,383,250.00 | 24,925,261.74 | 1.250 | 1.311 | 1,603 | 12/21/2026 |
| 3130ASDS5 | 12745 | Federal Home Loan Bank | | 06/10/2022 | 20,000,000.00 | 19,916,800.00 | 19,953,600.00 | 2.750 | 2.867 | 697 | 06/28/2024 |
| 3130ASME6 | 12768 | Federal Home Loan Bank | | 07/08/2022 | 15,000,000.00 | 15,020,700.00 | 14,970,900.00 | 3.000 | 3.101 | 707 | 07/08/2024 |
| 3130ASME6 | 12769 | Federal Home Loan Bank | | 07/08/2022 | 10,000,000.00 | 10,013,800.00 | 9,980,600.00 | 3.000 | 3.101 | 707 | 07/08/2024 |
| 3130ASME6 | 12770 | Federal Home Loan Bank | | 07/08/2022 | 5,000,000.00 | 5,006,900.00 | 4,990,300.00 | 3.000 | 3.101 | 707 | 07/08/2024 |
| 3137EAEN5 | 11520 | Federal Home Loan Mtg Corp | | 06/11/2018 | 15,000,000.00 | 14,953,050.00 | 14,918,400.00 | 2.750 | 2.867 | 322 | 06/19/2023 |
| 3137EAEP0 | 12014 | Federal Home Loan Mtg Corp | | 02/14/2020 | 15,000,000.00 | 14,496,750.00 | 14,988,450.00 | 1.500 | 1.516 | 926 | 02/12/2025 |
| 3137EAEP0 | 12015 | Federal Home Loan Mtg Corp | | 02/14/2020 | 10,000,000.00 | 9,664,500.00 | 9,992,300.00 | 1.500 | 1.516 | 926 | 02/12/2025 |
| 3137EAER6 | 12129 | Federal Home Loan Mtg Corp | | 05/07/2020 | 10,000,000.00 | 9,802,300.00 | 9,995,800.00 | 0.375 | 0.389 | 277 | 05/05/2023 |
| 3137EAER6 | 12130 | Federal Home Loan Mtg Corp | | 05/07/2020 | 20,000,000.00 | 19,604,600.00 | 19,991,600.00 | 0.375 | 0.389 | 277 | 05/05/2023 |
| 3137EAER6 | 12131 | Federal Home Loan Mtg Corp | | 05/07/2020 | 20,000,000.00 | 19,604,600.00 | 19,991,600.00 | 0.375 | 0.389 | 277 | 05/05/2023 |
| 31422BG53 | 12179 | Federal Home Loan Mtg Corp | | 06/29/2020 | 15,000,000.00 | 14,567,550.00 | 14,988,000.00 | 0.350 | 0.375 | 424 | 09/29/2023 |
| 3137EAEU9 | 12195 | Federal Home Loan Mtg Corp | | 07/23/2020 | 10,000,000.00 | 9,292,700.00 | 9,950,200.00 | 0.375 | 0.727 | 1,085 | 07/21/2025 |
| 3137EAEV7 | 12204 | Federal Home Loan Mtg Corp | | 08/21/2020 | 10,000,000.00 | 9,712,900.00 | 9,989,800.00 | 0.250 | 0.284 | 388 | 08/24/2023 |
| 3137EAEV7 | 12205 | Federal Home Loan Mtg Corp | | 08/21/2020 | 10,000,000.00 | 9,712,900.00 | 9,989,800.00 | 0.250 | 0.284 | 388 | 08/24/2023 |
| 3137EAEZ8 | 12291 | Federal Home Loan Mtg Corp | | 11/05/2020 | 10,000,000.00 | 9,670,000.00 | 9,991,000.00 | 0.250 | 0.280 | 462 | 11/06/2023 |
| 3137EAEZ8 | 12293 | Federal Home Loan Mtg Corp | | 11/05/2020 | 10,000,000.00 | 9,670,000.00 | 9,991,000.00 | 0.250 | 0.280 | 462 | 11/06/2023 |
| 3137EAF A2 | 12331 | Federal Home Loan Mtg Corp | | 12/04/2020 | 15,000,000.00 | 14,470,500.00 | 14,985,150.00 | 0.250 | 0.283 | 490 | 12/04/2023 |
| 3137EAF A2 | 12332 | Federal Home Loan Mtg Corp | | 12/04/2020 | 10,000,000.00 | 9,647,000.00 | 9,990,100.00 | 0.250 | 0.283 | 490 | 12/04/2023 |
| 3137EAE X3 | 12405 | Federal Home Loan Mtg Corp | | 02/26/2021 | 15,000,000.00 | 13,888,500.00 | 14,747,400.00 | 0.375 | 0.750 | 1,149 | 09/23/2025 |
| 3135G0T78 | 11331 | Federal National Mtg Assn | | 10/06/2017 | 15,000,000.00 | 14,987,400.00 | 14,990,100.00 | 2.000 | 2.014 | 65 | 10/05/2022 |
| 3135G0T78 | 11332 | Federal National Mtg Assn | | 10/06/2017 | 10,000,000.00 | 9,991,600.00 | 9,993,400.00 | 2.000 | 2.014 | 65 | 10/05/2022 |
| 3135G0U43 | 11568 | Federal National Mtg Assn | | 09/14/2018 | 20,000,000.00 | 19,985,800.00 | 19,918,000.00 | 2.875 | 2.964 | 407 | 09/12/2023 |

Portfolio POOL
RC
PM (PRF_PM2) 7.3.0

**Alameda County Investment Pool
Portfolio Management
Portfolio Details - Investments
July 31, 2022**

| CUSIP | Investment # | Issuer | Average Balance | Purchase Date | Par Value | Market Value | Book Value | Stated Rate | YTM 365 | Days to Maturity | Maturity Date |
|---|--------------|--------------------------------|-------------------------|---------------|-------------------------|-------------------------|-------------------------|-------------|--------------|------------------|---------------|
| Agency Bullets (Aaa/AA+) | | | | | | | | | | | |
| 3135G0V34 | 11657 | Federal National Mtg Assn | | 02/08/2019 | 20,000,000.00 | 19,890,000.00 | 19,925,600.00 | 2.500 | 2.580 | 553 | 02/05/2024 |
| 3135G0V34 | 11658 | Federal National Mtg Assn | | 02/08/2019 | 20,000,000.00 | 19,890,000.00 | 19,925,600.00 | 2.500 | 2.580 | 553 | 02/05/2024 |
| 3135G0V75 | 11788 | Federal National Mtg Assn | | 07/08/2019 | 20,000,000.00 | 19,599,600.00 | 19,924,200.00 | 1.750 | 1.830 | 701 | 07/02/2024 |
| 3135G0W33 | 11840 | Federal National Mtg Assn | | 09/06/2019 | 20,000,000.00 | 19,983,000.00 | 19,930,400.00 | 1.375 | 1.494 | 36 | 09/06/2022 |
| 3135G0W33 | 11841 | Federal National Mtg Assn | | 09/06/2019 | 20,000,000.00 | 19,983,000.00 | 19,930,400.00 | 1.375 | 1.494 | 36 | 09/06/2022 |
| 3135G0W33 | 11842 | Federal National Mtg Assn | | 09/06/2019 | 20,000,000.00 | 19,983,000.00 | 19,930,400.00 | 1.375 | 1.494 | 36 | 09/06/2022 |
| 3135G0W66 | 11872 | Federal National Mtg Assn | | 10/18/2019 | 20,000,000.00 | 19,423,200.00 | 19,965,800.00 | 1.625 | 1.661 | 806 | 10/15/2024 |
| 3135G0W66 | 11875 | Federal National Mtg Assn | | 10/18/2019 | 25,000,000.00 | 24,279,000.00 | 24,957,250.00 | 1.625 | 1.661 | 806 | 10/15/2024 |
| 3135G0W66 | 11876 | Federal National Mtg Assn | | 10/18/2019 | 25,000,000.00 | 24,279,000.00 | 24,957,250.00 | 1.625 | 1.661 | 806 | 10/15/2024 |
| 3135G0W66 | 11918 | Federal National Mtg Assn | | 11/22/2019 | 25,000,000.00 | 24,279,000.00 | 24,939,515.00 | 1.625 | 1.677 | 806 | 10/15/2024 |
| 3135G0X24 | 11969 | Federal National Mtg Assn | | 01/10/2020 | 20,000,000.00 | 19,385,200.00 | 19,936,200.00 | 1.625 | 1.692 | 890 | 01/07/2025 |
| 3135G0X24 | 11970 | Federal National Mtg Assn | | 01/10/2020 | 20,000,000.00 | 19,385,200.00 | 19,936,200.00 | 1.625 | 1.692 | 890 | 01/07/2025 |
| 3135G04Q3 | 12145 | Federal National Mtg Assn | | 05/22/2020 | 20,000,000.00 | 19,558,000.00 | 19,939,800.00 | 0.250 | 0.351 | 294 | 05/22/2023 |
| 3135G04Q3 | 12146 | Federal National Mtg Assn | | 05/22/2020 | 15,000,000.00 | 14,668,500.00 | 14,954,850.00 | 0.250 | 0.351 | 294 | 05/22/2023 |
| 3135G04Q3 | 12147 | Federal National Mtg Assn | | 05/22/2020 | 15,000,000.00 | 14,668,500.00 | 14,954,850.00 | 0.250 | 0.351 | 294 | 05/22/2023 |
| 3135G04Z3 | 12171 | Federal National Mtg Assn | | 06/19/2020 | 20,000,000.00 | 18,698,600.00 | 19,958,600.00 | 0.500 | 0.542 | 1,051 | 06/17/2025 |
| 3135G04Z3 | 12172 | Federal National Mtg Assn | | 06/19/2020 | 15,000,000.00 | 14,023,950.00 | 14,968,950.00 | 0.500 | 0.542 | 1,051 | 06/17/2025 |
| 3135G05G4 | 12183 | Federal National Mtg Assn | | 07/10/2020 | 10,000,000.00 | 9,735,200.00 | 9,978,500.00 | 0.250 | 0.322 | 343 | 07/10/2023 |
| 3135G06G3 | 12299 | Federal National Mtg Assn | | 11/12/2020 | 18,000,000.00 | 16,678,260.00 | 17,935,560.00 | 0.500 | 0.573 | 1,194 | 11/07/2025 |
| 3135G06H1 | 12321 | Federal National Mtg Assn | | 11/25/2020 | 15,000,000.00 | 14,472,150.00 | 14,982,900.00 | 0.250 | 0.288 | 483 | 11/27/2023 |
| Subtotal and Average | | | 1,413,938,568.64 | | 1,411,010,000.00 | 1,381,805,411.50 | 1,409,112,962.19 | | 1.557 | 525 | |
| Federal Agency Disc. -Amortizing | | | | | | | | | | | |
| 313384BF5 | 12765 | Federal Home Loan Bk Disc Note | | 06/30/2022 | 50,000,000.00 | 49,290,000.00 | 49,265,831.10 | 2.470 | 2.572 | 182 | 01/30/2023 |
| 313385K96 | 12771 | Federal Home Loan Bk Disc Note | | 07/15/2022 | 50,000,000.00 | 49,740,500.00 | 49,670,138.90 | 2.500 | 2.587 | 78 | 10/18/2022 |
| Subtotal and Average | | | 76,504,294.37 | | 100,000,000.00 | 99,030,500.00 | 98,935,970.00 | | 2.580 | 130 | |
| Treasury Notes and Bonds | | | | | | | | | | | |
| 91282CCN9 | 12707 | National Australia Bank | | 04/29/2022 | 100,000,000.00 | 97,203,000.00 | 97,299,917.99 | 0.125 | 2.342 | 364 | 07/31/2023 |
| 9128282D1 | 11744 | U.S. Treasury | | 04/29/2019 | 50,000,000.00 | 49,158,000.00 | 48,093,750.00 | 1.375 | 2.304 | 395 | 08/31/2023 |
| 912828S92 | 11791 | U.S. Treasury | | 07/16/2019 | 50,000,000.00 | 49,162,000.00 | 48,804,687.50 | 1.250 | 1.867 | 364 | 07/31/2023 |
| 9128282S8 | 11808 | U.S. Treasury | | 08/13/2019 | 50,000,000.00 | 49,974,500.00 | 50,044,921.90 | 1.625 | 1.595 | 30 | 08/31/2022 |
| 9128282D1 | 11832 | U.S. Treasury | | 08/28/2019 | 50,000,000.00 | 49,158,000.00 | 49,966,796.89 | 1.375 | 1.392 | 395 | 08/31/2023 |
| 912828S92 | 11843 | U.S. Treasury | | 09/06/2019 | 50,000,000.00 | 49,162,000.00 | 49,636,718.75 | 1.250 | 1.442 | 364 | 07/31/2023 |
| 912828VB3 | 11862 | U.S. Treasury | | 09/26/2019 | 50,000,000.00 | 49,523,500.00 | 50,253,906.25 | 1.750 | 1.605 | 287 | 05/15/2023 |

**Alameda County Investment Pool
Portfolio Management
Portfolio Details - Investments
July 31, 2022**

| CUSIP | Investment # | Issuer | Average Balance | Purchase Date | Par Value | Market Value | Book Value | Stated Rate | YTM 365 | Days to Maturity | Maturity Date |
|---------------------------------------|--------------|--------------------------|-------------------------|---------------|-------------------------|-------------------------|-------------------------|-------------|--------------|------------------|---------------|
| Treasury Notes and Bonds | | | | | | | | | | | |
| 912828Y87 | 11919 | U.S. Treasury | | 11/22/2019 | 50,000,000.00 | 48,898,500.00 | 50,298,828.15 | 1.750 | 1.617 | 730 | 07/31/2024 |
| 912828Y87 | 11936 | U.S. Treasury | | 12/10/2019 | 50,000,000.00 | 48,898,500.00 | 50,134,765.65 | 1.750 | 1.689 | 730 | 07/31/2024 |
| 91282CBG5 | 12407 | U.S. Treasury | | 02/26/2021 | 50,000,000.00 | 49,318,500.00 | 49,968,750.00 | 0.125 | 0.157 | 183 | 01/31/2023 |
| 91282CBM2 | 12408 | U.S. Treasury | | 02/26/2021 | 50,000,000.00 | 47,888,500.00 | 49,699,218.75 | 0.125 | 0.329 | 563 | 02/15/2024 |
| 91282CBQ3 | 12409 | U.S. Treasury | | 03/01/2021 | 25,000,000.00 | 23,057,750.00 | 24,630,859.38 | 0.500 | 0.802 | 1,307 | 02/28/2026 |
| 91282CDA6 | 12519 | U.S. Treasury | | 09/30/2021 | 50,000,000.00 | 48,455,000.00 | 49,945,312.50 | 0.250 | 0.305 | 425 | 09/30/2023 |
| 91282CCZ2 | 12520 | U.S. Treasury | | 09/30/2021 | 50,000,000.00 | 46,336,000.00 | 49,666,015.63 | 0.875 | 1.012 | 1,521 | 09/30/2026 |
| 91282CAT8 | 12522 | U.S. Treasury | | 09/30/2021 | 50,000,000.00 | 46,039,000.00 | 48,865,234.38 | 0.250 | 0.816 | 1,187 | 10/31/2025 |
| 91282CDB4 | 12537 | U.S. Treasury | | 10/27/2021 | 50,000,000.00 | 47,607,500.00 | 49,742,187.50 | 0.625 | 0.801 | 806 | 10/15/2024 |
| 91282CDD0 | 12555 | U.S. Treasury | | 11/15/2021 | 50,000,000.00 | 48,433,500.00 | 49,873,003.74 | 0.375 | 0.513 | 456 | 10/31/2023 |
| 91282CCT6 | 12596 | U.S. Treasury | | 12/21/2021 | 50,000,000.00 | 47,504,000.00 | 49,373,046.90 | 0.375 | 0.854 | 745 | 08/15/2024 |
| 91282CDB4 | 12597 | U.S. Treasury | | 12/21/2021 | 50,000,000.00 | 47,607,500.00 | 49,626,953.15 | 0.625 | 0.894 | 806 | 10/15/2024 |
| 91282CCU3 | 12604 | U.S. Treasury | | 12/23/2021 | 50,000,000.00 | 48,492,000.00 | 49,580,078.15 | 0.125 | 0.627 | 395 | 08/31/2023 |
| 91282CCU3 | 12605 | U.S. Treasury | | 12/23/2021 | 50,000,000.00 | 48,492,000.00 | 49,582,031.25 | 0.125 | 0.624 | 395 | 08/31/2023 |
| 91282CCT6 | 12606 | U.S. Treasury | | 12/23/2021 | 50,000,000.00 | 47,504,000.00 | 49,349,609.40 | 0.375 | 0.873 | 745 | 08/15/2024 |
| 91282CDV0 | 12634 | U.S. Treasury | | 01/31/2022 | 50,000,000.00 | 48,469,000.00 | 49,679,687.50 | 0.875 | 1.200 | 548 | 01/31/2024 |
| 912828R69 | 12680 | U.S. Treasury | | 04/21/2022 | 50,000,000.00 | 49,451,000.00 | 49,765,625.00 | 1.625 | 2.054 | 303 | 05/31/2023 |
| 91282CDD0 | 12681 | U.S. Treasury | | 04/21/2022 | 50,000,000.00 | 48,433,500.00 | 48,494,140.65 | 0.375 | 2.398 | 456 | 10/31/2023 |
| Subtotal and Average | | | 1,262,376,046.96 | | 1,275,000,000.00 | 1,234,226,750.00 | 1,262,376,046.96 | | 1.253 | 557 | |
| Treasury Discounts -Amortizing | | | | | | | | | | | |
| 912796L64 | 12683 | Treasury Bill | | 04/19/2022 | 50,000,000.00 | 49,972,000.00 | 49,851,166.67 | 0.940 | 0.969 | 10 | 08/11/2022 |
| Subtotal and Average | | | 59,513,083.34 | | 50,000,000.00 | 49,972,000.00 | 49,851,166.67 | | 0.969 | 10 | |
| Agency Callables (Aaa/AA+) | | | | | | | | | | | |
| 31422XXL1 | 12698 | Farmer Mac | | 04/28/2022 | 25,000,000.00 | 24,859,000.00 | 25,000,000.00 | 3.050 | 3.051 | 1,092 | 07/28/2025 |
| 31422XXG2 | 12700 | Farmer Mac | | 04/26/2022 | 15,000,000.00 | 14,933,100.00 | 15,000,000.00 | 3.100 | 3.100 | 1,729 | 04/26/2027 |
| 3133EMYD8 | 12441 | Federal Farm Credit Bank | | 05/06/2021 | 15,000,000.00 | 13,988,550.00 | 15,000,000.00 | 0.850 | 0.850 | 1,190 | 11/03/2025 |
| 3133EMZS4 | 12447 | Federal Farm Credit Bank | | 05/18/2021 | 10,000,000.00 | 9,356,500.00 | 10,000,000.00 | 0.900 | 0.900 | 1,386 | 05/18/2026 |
| 3133ENEJ5 | 12564 | Federal Farm Credit Bank | | 11/18/2021 | 25,000,000.00 | 23,875,750.00 | 24,971,250.00 | 0.875 | 0.914 | 840 | 11/18/2024 |
| 3133ENHW3 | 12603 | Federal Farm Credit Bank | | 12/23/2021 | 25,000,000.00 | 23,666,500.00 | 25,000,000.00 | 1.170 | 1.170 | 1,057 | 06/23/2025 |
| 3133ENPG9 | 12642 | Federal Farm Credit Bank | | 02/15/2022 | 15,000,000.00 | 14,577,750.00 | 14,959,950.00 | 1.750 | 1.842 | 928 | 02/14/2025 |
| 3130AKN85 | 12367 | Federal Home Loan Bank | | 01/20/2021 | 20,000,000.00 | 18,440,400.00 | 19,974,000.00 | 0.550 | 0.576 | 1,268 | 01/20/2026 |
| 3130AKVY9 | 12373 | Federal Home Loan Bank | | 01/29/2021 | 10,000,000.00 | 9,284,700.00 | 10,000,000.00 | 0.520 | 0.520 | 1,277 | 01/29/2026 |
| 3130AKVN3 | 12374 | Federal Home Loan Bank | | 01/29/2021 | 5,000,000.00 | 4,642,350.00 | 5,000,000.00 | 0.520 | 0.520 | 1,277 | 01/29/2026 |

**Alameda County Investment Pool
Portfolio Management
Portfolio Details - Investments
July 31, 2022**

| CUSIP | Investment # | Issuer | Average Balance | Purchase Date | Par Value | Market Value | Book Value | Stated Rate | YTM 365 | Days to Maturity | Maturity Date |
|-----------------------------------|--------------|------------------------|-----------------|---------------|---------------|---------------|---------------|-------------|---------|------------------|---------------|
| Agency Callables (Aaa/AA+) | | | | | | | | | | | |
| 3130AKUS3 | 12377 | Federal Home Loan Bank | | 01/29/2021 | 15,450,000.00 | 14,236,557.00 | 15,442,275.00 | 0.500 | 0.510 | 1,276 | 01/28/2026 |
| 3130AKMD5 | 12378 | Federal Home Loan Bank | | 01/29/2021 | 4,980,000.00 | 4,558,841.40 | 4,976,324.76 | 0.500 | 0.515 | 1,274 | 01/26/2026 |
| 3130AKXB7 | 12391 | Federal Home Loan Bank | | 02/11/2021 | 10,000,000.00 | 9,180,000.00 | 10,000,000.00 | 0.580 | 0.580 | 1,290 | 02/11/2026 |
| 3130AKXB7 | 12392 | Federal Home Loan Bank | | 02/11/2021 | 20,000,000.00 | 18,360,000.00 | 20,000,000.00 | 0.580 | 0.580 | 1,290 | 02/11/2026 |
| 3130AKWA0 | 12393 | Federal Home Loan Bank | | 02/12/2021 | 13,000,000.00 | 11,901,760.00 | 12,979,200.00 | 0.520 | 0.552 | 1,291 | 02/12/2026 |
| 3130AKXQ4 | 12394 | Federal Home Loan Bank | | 02/12/2021 | 15,000,000.00 | 13,785,900.00 | 15,000,000.00 | 0.600 | 0.600 | 1,291 | 02/12/2026 |
| 3130AKVR4 | 12395 | Federal Home Loan Bank | | 02/12/2021 | 20,000,000.00 | 18,423,800.00 | 20,000,000.00 | 0.550 | 0.550 | 1,291 | 02/12/2026 |
| 3130AL3S1 | 12397 | Federal Home Loan Bank | | 02/17/2021 | 10,000,000.00 | 9,295,100.00 | 10,000,000.00 | 0.625 | 0.625 | 1,296 | 02/17/2026 |
| 3130ALEM2 | 12403 | Federal Home Loan Bank | | 02/25/2021 | 15,000,000.00 | 13,871,250.00 | 15,000,000.00 | 0.790 | 0.790 | 1,304 | 02/25/2026 |
| 3130AKZ25 | 12406 | Federal Home Loan Bank | | 02/26/2021 | 10,000,000.00 | 9,197,900.00 | 10,000,000.00 | 0.650 | 0.650 | 1,305 | 02/26/2026 |
| 3130ALJ70 | 12413 | Federal Home Loan Bank | | 03/12/2021 | 10,000,000.00 | 9,584,800.00 | 10,000,000.00 | 0.400 | 0.400 | 589 | 03/12/2024 |
| 3130ALGJ7 | 12419 | Federal Home Loan Bank | | 03/23/2021 | 20,000,000.00 | 18,573,400.00 | 20,000,000.00 | 1.000 | 1.000 | 1,330 | 03/23/2026 |
| 3130ALGJ7 | 12420 | Federal Home Loan Bank | | 03/23/2021 | 9,250,000.00 | 8,590,197.50 | 9,250,000.00 | 1.000 | 1.000 | 1,330 | 03/23/2026 |
| 3130ALVS0 | 12436 | Federal Home Loan Bank | | 04/27/2021 | 15,000,000.00 | 14,092,350.00 | 15,000,000.00 | 0.620 | 0.620 | 910 | 01/27/2025 |
| 3130AMAG7 | 12437 | Federal Home Loan Bank | | 04/29/2021 | 10,000,000.00 | 9,412,600.00 | 10,000,000.00 | 1.050 | 1.050 | 1,367 | 04/29/2026 |
| 3130AMUP5 | 12466 | Federal Home Loan Bank | | 06/23/2021 | 15,000,000.00 | 14,088,300.00 | 15,000,000.00 | 0.500 | 0.500 | 875 | 12/23/2024 |
| 3130AMU75 | 12476 | Federal Home Loan Bank | | 06/30/2021 | 10,000,000.00 | 9,217,000.00 | 10,000,000.00 | 1.000 | 1.000 | 1,425 | 06/26/2026 |
| 3130ANSC53 | 12494 | Federal Home Loan Bank | | 08/30/2021 | 15,000,000.00 | 14,106,900.00 | 15,000,000.00 | 1.000 | 1.000 | 1,486 | 08/26/2026 |
| 3130ANWK24 | 12495 | Federal Home Loan Bank | | 08/30/2021 | 25,000,000.00 | 23,467,500.00 | 25,000,000.00 | 0.650 | 0.650 | 940 | 02/26/2025 |
| 3130ANWG1 | 12496 | Federal Home Loan Bank | | 08/30/2021 | 25,000,000.00 | 23,757,250.00 | 25,000,000.00 | 0.500 | 0.500 | 756 | 08/26/2024 |
| 3130ANWJ5 | 12497 | Federal Home Loan Bank | | 08/30/2021 | 25,000,000.00 | 23,425,500.00 | 25,000,000.00 | 0.720 | 0.720 | 1,044 | 06/10/2025 |
| 3130ANU32 | 12516 | Federal Home Loan Bank | | 09/22/2021 | 10,000,000.00 | 9,401,900.00 | 9,995,000.00 | 1.000 | 1.010 | 1,513 | 09/22/2026 |
| 3130APDL6 | 12521 | Federal Home Loan Bank | | 09/30/2021 | 15,000,000.00 | 14,132,100.00 | 15,000,000.00 | 0.800 | 0.800 | 1,064 | 06/30/2025 |
| 3130APJ89 | 12538 | Federal Home Loan Bank | | 10/28/2021 | 10,000,000.00 | 9,471,300.00 | 10,000,000.00 | 0.700 | 0.700 | 819 | 10/28/2024 |
| 3130APLB9 | 12539 | Federal Home Loan Bank | | 10/28/2021 | 10,000,000.00 | 9,503,200.00 | 10,000,000.00 | 0.850 | 0.850 | 819 | 10/28/2024 |
| 3130APLB9 | 12540 | Federal Home Loan Bank | | 10/28/2021 | 10,000,000.00 | 9,503,200.00 | 10,000,000.00 | 0.850 | 0.850 | 819 | 10/28/2024 |
| 3130APRA5 | 12554 | Federal Home Loan Bank | | 11/15/2021 | 25,000,000.00 | 23,893,250.00 | 25,000,000.00 | 1.100 | 1.100 | 837 | 11/15/2024 |
| 3130APRU1 | 12556 | Federal Home Loan Bank | | 11/16/2021 | 10,000,000.00 | 10,000,000.00 | 10,000,000.00 | 1.000 | 1.000 | 746 | 08/16/2024 |
| 3130APRU1 | 12557 | Federal Home Loan Bank | | 11/16/2021 | 25,000,000.00 | 24,122,500.00 | 25,000,000.00 | 1.000 | 1.000 | 746 | 08/16/2024 |
| 3130APLJ2 | 12560 | Federal Home Loan Bank | | 11/17/2021 | 15,000,000.00 | 14,536,050.00 | 15,000,000.00 | 0.500 | 0.500 | 473 | 11/17/2023 |
| 3130APNH4 | 12561 | Federal Home Loan Bank | | 11/18/2021 | 10,000,000.00 | 9,534,200.00 | 10,000,000.00 | 1.200 | 1.200 | 1,205 | 11/18/2025 |
| 3130APQG3 | 12562 | Federal Home Loan Bank | | 11/18/2021 | 20,000,000.00 | 19,034,200.00 | 20,000,000.00 | 1.200 | 1.200 | 1,205 | 11/18/2025 |
| 3130APRE7 | 12563 | Federal Home Loan Bank | | 11/18/2021 | 25,000,000.00 | 23,695,000.00 | 25,000,000.00 | 1.010 | 1.010 | 932 | 02/18/2025 |
| 3130APBR5 | 12570 | Federal Home Loan Bank | | 11/19/2021 | 14,950,000.00 | 14,078,415.00 | 14,804,237.50 | 0.650 | 0.967 | 890 | 01/07/2025 |
| 3130APVJ1 | 12571 | Federal Home Loan Bank | | 11/23/2021 | 15,000,000.00 | 14,276,250.00 | 15,000,000.00 | 1.500 | 1.500 | 1,575 | 11/23/2026 |
| 3130APUP8 | 12572 | Federal Home Loan Bank | | 11/23/2021 | 25,000,000.00 | 24,054,000.00 | 25,000,000.00 | 0.750 | 0.750 | 753 | 08/23/2024 |

Portfolio POOL
RC
PM (PRF_PM2) 7.3.0

**Alameda County Investment Pool
Portfolio Management
Portfolio Details - Investments
July 31, 2022**

| CUSIP | Investment # | Issuer | Average Balance | Purchase Date | Par Value | Market Value | Book Value | Stated Rate | YTM 365 | Days to Maturity | Maturity Date |
|-----------------------------------|--------------|------------------------|-----------------|---------------|---------------|---------------|---------------|-------------|---------|------------------|---------------|
| Agency Callables (Aaa/AA+) | | | | | | | | | | | |
| 3130APWH4 | 12574 | Federal Home Loan Bank | | 11/24/2021 | 15,000,000.00 | 14,558,250.00 | 15,000,000.00 | 0.750 | 0.750 | 478 | 11/22/2023 |
| 3130APWM3 | 12581 | Federal Home Loan Bank | | 11/30/2021 | 10,000,000.00 | 9,530,600.00 | 10,000,000.00 | 1.050 | 1.050 | 847 | 11/25/2024 |
| 3130APWE1 | 12582 | Federal Home Loan Bank | | 11/30/2021 | 15,000,000.00 | 14,260,350.00 | 15,000,000.00 | 1.500 | 1.500 | 1,577 | 11/25/2026 |
| 3130APWV3 | 12583 | Federal Home Loan Bank | | 11/30/2021 | 25,000,000.00 | 23,826,500.00 | 25,000,000.00 | 1.050 | 1.050 | 847 | 11/25/2024 |
| 3130APW43 | 12585 | Federal Home Loan Bank | | 12/02/2021 | 8,125,000.00 | 7,719,481.25 | 8,123,375.00 | 1.500 | 1.504 | 1,584 | 12/02/2026 |
| 3130APW84 | 12586 | Federal Home Loan Bank | | 12/03/2021 | 10,000,000.00 | 9,533,200.00 | 9,997,500.00 | 1.500 | 1.505 | 1,585 | 12/03/2026 |
| 3130APXL4 | 12589 | Federal Home Loan Bank | | 12/10/2021 | 25,000,000.00 | 23,841,250.00 | 24,993,750.00 | 1.100 | 1.108 | 862 | 12/10/2024 |
| 3130APXT7 | 12594 | Federal Home Loan Bank | | 12/17/2021 | 10,000,000.00 | 9,506,100.00 | 10,000,000.00 | 1.600 | 1.600 | 1,599 | 12/17/2026 |
| 3130AQ4D2 | 12602 | Federal Home Loan Bank | | 12/23/2021 | 7,650,000.00 | 7,313,247.00 | 7,650,000.00 | 1.250 | 1.250 | 876 | 12/24/2024 |
| 3130AQ2Z5 | 12607 | Federal Home Loan Bank | | 12/27/2021 | 25,000,000.00 | 24,033,250.00 | 25,000,000.00 | 1.500 | 1.500 | 1,334 | 03/27/2026 |
| 3130AQ7M9 | 12608 | Federal Home Loan Bank | | 12/27/2021 | 25,000,000.00 | 24,027,000.00 | 25,000,000.00 | 1.250 | 1.250 | 1,061 | 06/27/2025 |
| 3130AQFC2 | 12609 | Federal Home Loan Bank | | 12/27/2021 | 25,000,000.00 | 24,134,250.00 | 24,993,750.00 | 1.000 | 1.009 | 788 | 09/27/2024 |
| 3130AQ6F5 | 12610 | Federal Home Loan Bank | | 12/28/2021 | 10,000,000.00 | 9,732,200.00 | 10,000,000.00 | 0.800 | 0.800 | 514 | 12/28/2023 |
| 3130AQ2A29 | 12611 | Federal Home Loan Bank | | 12/28/2021 | 15,000,000.00 | 14,268,300.00 | 15,000,000.00 | 1.230 | 1.230 | 970 | 03/28/2025 |
| 3130AQDR1 | 12613 | Federal Home Loan Bank | | 12/30/2021 | 25,000,000.00 | 24,193,250.00 | 25,000,000.00 | 1.000 | 1.000 | 697 | 06/28/2024 |
| 3130AQDQ3 | 12614 | Federal Home Loan Bank | | 12/30/2021 | 15,000,000.00 | 14,379,450.00 | 15,000,000.00 | 1.220 | 1.220 | 1,064 | 06/30/2025 |
| 3130AQ5S8 | 12615 | Federal Home Loan Bank | | 12/30/2021 | 25,000,000.00 | 23,984,500.00 | 25,000,000.00 | 1.250 | 1.250 | 1,064 | 06/30/2025 |
| 3130AQFD0 | 12616 | Federal Home Loan Bank | | 12/30/2021 | 25,000,000.00 | 23,787,250.00 | 25,000,000.00 | 1.060 | 1.060 | 882 | 12/30/2024 |
| 3130AQGY3 | 12617 | Federal Home Loan Bank | | 12/30/2021 | 25,000,000.00 | 24,114,750.00 | 25,000,000.00 | 1.030 | 1.030 | 791 | 09/30/2024 |
| 3130AQFW8 | 12618 | Federal Home Loan Bank | | 12/30/2021 | 25,000,000.00 | 24,097,750.00 | 25,000,000.00 | 1.000 | 1.000 | 791 | 09/30/2024 |
| 3130AQJ38 | 12629 | Federal Home Loan Bank | | 01/25/2022 | 10,000,000.00 | 9,618,100.00 | 10,000,000.00 | 1.050 | 1.050 | 724 | 07/25/2024 |
| 3130AQGT4 | 12631 | Federal Home Loan Bank | | 01/28/2022 | 15,000,000.00 | 14,313,000.00 | 14,857,500.00 | 1.100 | 1.429 | 896 | 01/13/2025 |
| 3130AQM83 | 12632 | Federal Home Loan Bank | | 01/28/2022 | 4,185,000.00 | 3,988,388.70 | 4,164,261.00 | 1.600 | 1.716 | 1,456 | 07/27/2026 |
| 3130AQUT8 | 12645 | Federal Home Loan Bank | | 02/17/2022 | 10,000,000.00 | 9,466,700.00 | 10,000,000.00 | 2.010 | 2.010 | 1,661 | 02/17/2027 |
| 3130AQVM2 | 12647 | Federal Home Loan Bank | | 02/25/2022 | 10,000,000.00 | 9,643,500.00 | 10,000,000.00 | 1.750 | 1.750 | 939 | 02/25/2025 |
| 3130AQUY7 | 12648 | Federal Home Loan Bank | | 02/25/2022 | 10,000,000.00 | 9,654,400.00 | 10,000,000.00 | 2.050 | 2.050 | 1,669 | 02/25/2027 |
| 3130AQ7F8 | 12652 | Federal Home Loan Bank | | 02/28/2022 | 15,000,000.00 | 14,463,000.00 | 15,000,000.00 | 1.750 | 1.750 | 942 | 02/28/2025 |
| 3130ARB42 | 12659 | Federal Home Loan Bank | | 03/14/2022 | 15,000,000.00 | 14,842,500.00 | 15,000,000.00 | 1.250 | 1.250 | 225 | 03/14/2023 |
| 3130AMU67 | 12666 | Federal Home Loan Bank | | 03/21/2022 | 20,000,000.00 | 19,043,000.00 | 19,238,220.00 | 0.400 | 2.128 | 697 | 06/28/2024 |
| 3130ARGC9 | 12667 | Federal Home Loan Bank | | 03/25/2022 | 10,000,000.00 | 9,849,500.00 | 10,000,000.00 | 2.550 | 2.550 | 1,697 | 03/25/2027 |
| 3130ARBC4 | 12668 | Federal Home Loan Bank | | 03/28/2022 | 5,000,000.00 | 4,932,900.00 | 5,000,000.00 | 2.000 | 2.000 | 605 | 03/28/2024 |
| 3130ARAE1 | 12670 | Federal Home Loan Bank | | 03/25/2022 | 25,000,000.00 | 24,609,750.00 | 25,000,000.00 | 2.100 | 2.100 | 1,059 | 06/25/2025 |
| 3130ARFQ9 | 12671 | Federal Home Loan Bank | | 04/05/2022 | 25,000,000.00 | 24,580,000.00 | 25,000,000.00 | 2.610 | 2.610 | 1,708 | 04/05/2027 |
| 3130ARG70 | 12673 | Federal Home Loan Bank | | 03/30/2022 | 15,000,000.00 | 14,898,600.00 | 15,000,000.00 | 1.020 | 1.513 | 241 | 03/30/2023 |
| 3130ARC41 | 12674 | Federal Home Loan Bank | | 03/30/2022 | 15,000,000.00 | 14,630,100.00 | 15,000,000.00 | 2.320 | 2.320 | 967 | 03/25/2025 |
| 3130ARFG1 | 12675 | Federal Home Loan Bank | | 03/30/2022 | 10,000,000.00 | 9,736,700.00 | 10,000,000.00 | 2.400 | 2.400 | 1,697 | 03/25/2027 |

Portfolio POOL
RC
PM (PRF_PM2) 7.3.0

**Alameda County Investment Pool
Portfolio Management
Portfolio Details - Investments
July 31, 2022**

| CUSIP | Investment # | Issuer | Average Balance | Purchase Date | Par Value | Market Value | Book Value | Stated Rate | YTM 365 | Days to Maturity | Maturity Date |
|-----------------------------------|--------------|----------------------------|-----------------|---------------|---------------|---------------|---------------|-------------|---------|------------------|---------------|
| Agency Callables (Aaa/AA+) | | | | | | | | | | | |
| 3130ARJW2 | 12677 | Federal Home Loan Bank | | 04/22/2022 | 15,000,000.00 | 14,922,750.00 | 15,000,000.00 | 3.000 | 3.000 | 995 | 04/22/2025 |
| 3130ARL33 | 12682 | Federal Home Loan Bank | | 04/21/2022 | 20,000,000.00 | 19,847,000.00 | 20,000,000.00 | 3.000 | 3.001 | 1,116 | 08/21/2025 |
| 3130ARND9 | 12689 | Federal Home Loan Bank | | 04/12/2022 | 20,000,000.00 | 19,900,600.00 | 20,000,000.00 | 1.350 | 1.848 | 254 | 04/12/2023 |
| 3130ARDV0 | 12691 | Federal Home Loan Bank | | 04/08/2022 | 10,000,000.00 | 9,908,700.00 | 10,000,000.00 | 3.000 | 3.000 | 1,697 | 03/25/2027 |
| 3130ARPZ8 | 12697 | Federal Home Loan Bank | | 04/28/2022 | 25,000,000.00 | 24,873,500.00 | 25,000,000.00 | 3.150 | 3.151 | 1,092 | 07/28/2025 |
| 3130ARUV1 | 12706 | Federal Home Loan Bank | | 04/27/2022 | 25,000,000.00 | 24,916,250.00 | 25,000,000.00 | 3.100 | 3.100 | 1,183 | 10/27/2025 |
| 3130ARYU9 | 12740 | Federal Home Loan Bank | | 05/23/2022 | 10,000,000.00 | 9,938,000.00 | 10,000,000.00 | 3.000 | 3.002 | 571 | 02/23/2024 |
| 3130AS3H0 | 12741 | Federal Home Loan Bank | | 05/26/2022 | 25,000,000.00 | 24,801,000.00 | 25,000,000.00 | 2.625 | 2.626 | 574 | 02/26/2024 |
| 3130ASBX6 | 12743 | Federal Home Loan Bank | | 06/03/2022 | 10,000,000.00 | 9,926,100.00 | 10,000,000.00 | 2.275 | 2.276 | 333 | 06/30/2023 |
| 3130ASC49 | 12748 | Federal Home Loan Bank | | 06/16/2022 | 15,000,000.00 | 14,921,550.00 | 15,000,000.00 | 2.300 | 2.300 | 330 | 06/27/2023 |
| 3130ASKE8 | 12754 | Federal Home Loan Bank | | 06/28/2022 | 15,000,000.00 | 14,978,100.00 | 15,000,000.00 | 3.300 | 3.300 | 514 | 12/28/2023 |
| 3130ASKJ7 | 12756 | Federal Home Loan Bank | | 06/28/2022 | 20,000,000.00 | 19,990,400.00 | 20,000,000.00 | 3.500 | 3.500 | 697 | 06/28/2024 |
| 3130ASKF5 | 12757 | Federal Home Loan Bank | | 06/30/2022 | 10,000,000.00 | 9,990,100.00 | 10,000,000.00 | 3.000 | 3.000 | 333 | 06/30/2023 |
| 3130AS5R6 | 12761 | Federal Home Loan Bank | | 06/30/2022 | 50,000,000.00 | 49,789,500.00 | 49,799,444.44 | 2.000 | 3.023 | 347 | 07/14/2023 |
| 3130ASQC6 | 12774 | Federal Home Loan Bank | | 07/28/2022 | 20,000,000.00 | 20,022,800.00 | 20,000,000.00 | 3.500 | 3.500 | 361 | 07/28/2023 |
| 31422BUS7 | 12016 | Federal Home Loan Mtg Corp | | 02/18/2020 | 25,000,000.00 | 24,235,000.00 | 25,000,000.00 | 1.680 | 1.680 | 932 | 02/18/2025 |
| 3134GVWR5 | 12144 | Federal Home Loan Mtg Corp | | 05/22/2020 | 25,000,000.00 | 23,474,750.00 | 25,000,000.00 | 0.625 | 0.625 | 1,025 | 05/22/2025 |
| 3134GWND4 | 12199 | Federal Home Loan Mtg Corp | | 08/12/2020 | 15,000,000.00 | 13,901,250.00 | 15,000,000.00 | 0.600 | 0.600 | 1,107 | 08/12/2025 |
| 3134GWN44 | 12219 | Federal Home Loan Mtg Corp | | 09/11/2020 | 15,000,000.00 | 14,240,100.00 | 15,000,000.00 | 0.450 | 0.450 | 772 | 09/11/2024 |
| 3134GWUY0 | 12246 | Federal Home Loan Mtg Corp | | 09/30/2020 | 15,000,000.00 | 14,127,000.00 | 15,000,000.00 | 0.400 | 0.400 | 882 | 12/30/2024 |
| 3134GWVJ2 | 12247 | Federal Home Loan Mtg Corp | | 09/30/2020 | 15,000,000.00 | 14,213,250.00 | 15,000,000.00 | 0.400 | 0.400 | 791 | 09/30/2024 |
| 3134GWXX0 | 12248 | Federal Home Loan Mtg Corp | | 09/30/2020 | 15,000,000.00 | 14,115,750.00 | 15,000,000.00 | 0.400 | 0.400 | 791 | 09/30/2024 |
| 3134GWVJ2 | 12249 | Federal Home Loan Mtg Corp | | 09/30/2020 | 10,000,000.00 | 9,475,500.00 | 10,000,000.00 | 0.400 | 0.400 | 791 | 09/30/2024 |
| 3134GWXG6 | 12250 | Federal Home Loan Mtg Corp | | 09/30/2020 | 10,000,000.00 | 9,424,900.00 | 10,000,000.00 | 0.430 | 0.430 | 882 | 12/30/2024 |
| 3134GWUY0 | 12251 | Federal Home Loan Mtg Corp | | 09/30/2020 | 10,000,000.00 | 9,418,000.00 | 10,000,000.00 | 0.400 | 0.400 | 882 | 12/30/2024 |
| 3134GXBD5 | 12300 | Federal Home Loan Mtg Corp | | 11/12/2020 | 15,000,000.00 | 14,335,650.00 | 15,000,000.00 | 0.360 | 0.360 | 653 | 05/15/2024 |
| 3134GXDZ4 | 12318 | Federal Home Loan Mtg Corp | | 11/25/2020 | 15,000,000.00 | 14,131,650.00 | 15,000,000.00 | 0.450 | 0.450 | 847 | 11/25/2024 |
| 3134GXBM5 | 12319 | Federal Home Loan Mtg Corp | | 11/25/2020 | 15,000,000.00 | 13,839,750.00 | 15,000,000.00 | 0.600 | 0.600 | 1,199 | 11/12/2025 |
| 3134GXHD9 | 12359 | Federal Home Loan Mtg Corp | | 12/23/2020 | 10,000,000.00 | 9,248,800.00 | 10,000,000.00 | 0.700 | 0.700 | 1,240 | 12/23/2025 |
| 3134GXQN7 | 12672 | Federal Home Loan Mtg Corp | | 04/05/2022 | 10,000,000.00 | 9,933,800.00 | 10,000,000.00 | 1.250 | 1.798 | 247 | 04/05/2023 |
| 3134GXSD7 | 12715 | Federal Home Loan Mtg Corp | | 05/05/2022 | 25,000,000.00 | 24,909,500.00 | 25,000,000.00 | 3.020 | 3.020 | 827 | 11/05/2024 |
| 3136G4XV0 | 12181 | Federal National Mtg Assn | | 06/30/2020 | 15,000,000.00 | 14,038,800.00 | 15,000,000.00 | 0.730 | 0.730 | 1,064 | 06/30/2025 |
| 3136G4ZJ5 | 12184 | Federal National Mtg Assn | | 07/21/2020 | 10,000,000.00 | 9,318,700.00 | 10,000,000.00 | 0.625 | 0.625 | 1,085 | 07/21/2025 |
| 3136G4A86 | 12185 | Federal National Mtg Assn | | 07/21/2020 | 8,000,000.00 | 7,427,200.00 | 7,984,000.00 | 0.500 | 0.541 | 1,085 | 07/21/2025 |
| 3135G05X7 | 12209 | Federal National Mtg Assn | | 08/27/2020 | 15,000,000.00 | 13,901,700.00 | 14,929,800.00 | 0.375 | 0.470 | 1,120 | 08/25/2025 |
| 3135G05X7 | 12210 | Federal National Mtg Assn | | 08/27/2020 | 10,000,000.00 | 9,267,800.00 | 9,953,200.00 | 0.375 | 0.470 | 1,120 | 08/25/2025 |

Portfolio POOL
RC
PM (PRF_PM2) 7.3.0

**Alameda County Investment Pool
Portfolio Management
Portfolio Details - Investments
July 31, 2022**

| CUSIP | Investment # | Issuer | Average Balance | Purchase Date | Par Value | Market Value | Book Value | Stated Rate | YTM 365 | Days to Maturity | Maturity Date |
|-----------------------------------|--------------|------------------------------|-------------------------|---------------|-------------------------|-------------------------|-------------------------|-------------|--------------|------------------|---------------|
| Agency Callables (Aaa/AA+) | | | | | | | | | | | |
| 3136G42F9 | 12211 | Federal National Mtg Assn | | 08/27/2020 | 10,000,000.00 | 9,345,400.00 | 10,000,000.00 | 0.625 | 0.625 | 1,122 | 08/27/2025 |
| 3136G44U4 | 12265 | Federal National Mtg Assn | | 10/20/2020 | 10,000,000.00 | 9,279,100.00 | 10,000,000.00 | 0.500 | 0.500 | 1,176 | 10/20/2025 |
| 3135G06C2 | 12278 | Federal National Mtg Assn | | 10/29/2020 | 15,000,000.00 | 13,958,700.00 | 15,000,000.00 | 0.600 | 0.600 | 1,185 | 10/29/2025 |
| 3135GA2Z3 | 12304 | Federal National Mtg Assn | | 11/17/2020 | 10,000,000.00 | 9,283,200.00 | 9,995,000.00 | 0.560 | 0.570 | 1,204 | 11/17/2025 |
| 3135GA3G4 | 12317 | Federal National Mtg Assn | | 11/25/2020 | 10,000,000.00 | 9,407,800.00 | 10,000,000.00 | 0.400 | 0.400 | 847 | 11/25/2024 |
| 3135GAA76 | 12343 | Federal National Mtg Assn | | 12/09/2020 | 20,000,000.00 | 18,640,000.00 | 20,000,000.00 | 0.540 | 0.540 | 1,043 | 06/09/2025 |
| 3135GABT7 | 12355 | Federal National Mtg Assn | | 12/16/2020 | 20,000,000.00 | 18,610,200.00 | 20,000,000.00 | 0.500 | 0.500 | 1,050 | 06/16/2025 |
| 3135GA7L9 | 12356 | Federal National Mtg Assn | | 12/16/2020 | 20,000,000.00 | 18,610,200.00 | 20,000,000.00 | 0.500 | 0.500 | 1,050 | 06/16/2025 |
| Subtotal and Average | | | 1,986,615,344.15 | | 2,005,590,000.00 | 1,919,937,937.85 | 2,004,032,037.70 | | 1.347 | 975 | |
| Asset Backed Securities | | | | | | | | | | | |
| 02007RAC3 | 11856 | Ally Auto Receivables Trust | | 09/17/2019 | 1,871,374.34 | 1,867,182.46 | 1,871,321.57 | 1.930 | 1.939 | 653 | 05/15/2024 |
| 02007TAC9 | 11942 | Ally Auto Receivables Trust | | 12/11/2019 | 698,845.99 | 697,217.68 | 698,725.65 | 1.840 | 1.033 | 684 | 06/15/2024 |
| 05588CAC6 | 11858 | BMW Vehicle Owner Trust | | 09/18/2019 | 534,182.36 | 533,439.85 | 534,110.57 | 1.920 | 1.934 | 542 | 01/25/2024 |
| 14315XAC2 | 11977 | CarMax Auto Owner Trust | | 01/22/2020 | 1,612,894.56 | 1,612,578.11 | 1,612,578.11 | 1.300 | 1.291 | 868 | 12/16/2024 |
| 14042WAC4 | 11760 | Capital One Prime Auto Rec | | 05/30/2019 | 133,858.86 | 133,820.04 | 133,831.74 | 2.510 | 2.533 | 471 | 11/15/2023 |
| 14043TAF3 | 11859 | Capital One Prime Auto Rec | | 09/18/2019 | 1,136,610.55 | 1,132,586.95 | 1,136,546.67 | 1.920 | 1.930 | 653 | 05/15/2024 |
| 14043MAC5 | 12019 | Capital One Prime Auto Rec | | 02/19/2020 | 2,781,866.52 | 2,758,749.21 | 2,781,275.10 | 1.600 | 1.615 | 837 | 11/15/2024 |
| 14043MAC5 | 12043 | Capital One Prime Auto Rec | | 03/18/2020 | 3,245,510.94 | 3,218,540.74 | 3,191,250.05 | 1.600 | 2.360 | 837 | 11/15/2024 |
| 254683CM5 | 11892 | Dexia Credit Card | | 10/31/2019 | 9,650,000.00 | 9,633,305.50 | 9,647,927.18 | 1.890 | 1.907 | 806 | 10/15/2024 |
| 34532DAD9 | 11777 | Ford Credit Auto Owner Trust | | 06/21/2019 | 426,308.46 | 426,125.15 | 426,224.82 | 2.235 | 2.255 | 440 | 10/15/2023 |
| 34531KAD4 | 11915 | Ford Credit Auto Owner Trust | | 11/22/2019 | 2,371,552.70 | 2,364,651.48 | 2,371,416.57 | 1.300 | 1.283 | 592 | 03/15/2024 |
| 36257FAD2 | 11726 | GM Financial | | 04/17/2019 | 113,812.50 | 113,905.83 | 113,803.24 | 2.650 | 2.668 | 564 | 02/16/2024 |
| 36257PAD0 | 11797 | GM Financial | | 07/24/2019 | 406,667.53 | 406,102.26 | 406,618.00 | 1.300 | 1.309 | 624 | 04/16/2024 |
| 36258NAC6 | 11972 | GM Financial | | 01/15/2020 | 808,908.69 | 805,559.81 | 808,718.19 | 1.840 | 1.858 | 777 | 09/16/2024 |
| 43815NAC8 | 11829 | Hyundai Auto Rec Trust | | 08/27/2019 | 737,267.34 | 735,807.55 | 737,261.22 | 1.780 | 1.787 | 379 | 08/15/2023 |
| 44891JAC2 | 11894 | Hyundai Auto Rec Trust | | 11/06/2019 | 579,503.61 | 578,674.92 | 579,476.89 | 1.940 | 1.950 | 563 | 02/15/2024 |
| 43813VAC2 | 11923 | Hyundai Auto Rec Trust | | 11/26/2019 | 4,237,412.09 | 4,219,106.47 | 4,236,656.98 | 1.830 | 1.846 | 535 | 01/18/2024 |
| 43813RAC1 | 12024 | Hyundai Auto Rec Trust | | 02/26/2020 | 4,605,225.80 | 4,571,837.91 | 4,604,323.18 | 1.610 | 1.625 | 630 | 04/22/2024 |
| 41284UAD6 | 11988 | Harley Davidson Motorcycle | | 01/29/2020 | 726,441.62 | 723,862.75 | 726,283.18 | 1.870 | 1.887 | 806 | 10/15/2024 |
| 477870AC3 | 11798 | John Deere Owner Trust | | 07/24/2019 | 133,559.54 | 133,372.56 | 133,531.19 | 2.210 | 2.107 | 501 | 12/15/2023 |
| 58769TAD7 | 11861 | Mercedes Benz Auto Rec | | 09/25/2019 | 1,369,915.60 | 1,366,723.70 | 1,369,726.96 | 1.940 | 1.954 | 592 | 03/15/2024 |
| 89233MAD5 | 11905 | Toyota Auto Rec Owners Trust | | 11/13/2019 | 2,024,475.04 | 2,022,976.93 | 2,024,328.87 | 1.920 | 1.931 | 533 | 01/16/2024 |
| 98162HAC4 | 12010 | World Omni Automobile Lease | | 02/12/2020 | 1,097,079.35 | 1,096,311.39 | 1,096,976.99 | 1.700 | 1.712 | 167 | 01/15/2023 |
| Subtotal and Average | | | 44,199,801.37 | | 41,303,273.99 | 41,152,439.25 | 41,242,912.92 | | 1.809 | 679 | |

**Alameda County Investment Pool
Portfolio Management
Portfolio Details - Investments
July 31, 2022**

| CUSIP | Investment # | Issuer | Average Balance | Purchase Date | Par Value | Market Value | Book Value | Stated Rate | YTM 365 | Days to Maturity | Maturity Date |
|------------------------|--------------|-----------------------------|-------------------------|---------------|-------------------------|-------------------------|-------------------------|-------------|--------------|------------------|---------------|
| Municipal Bonds | | | | | | | | | | | |
| 072024WP3 | 12038 | Bay Area Ca Tran | | 03/17/2020 | 10,000,000.00 | 9,825,800.00 | 10,264,600.00 | 2.254 | 1.570 | 609 | 04/01/2024 |
| 072024WP3 | 12039 | Bay Area Ca Tran | | 03/17/2020 | 10,000,000.00 | 9,825,800.00 | 10,264,600.00 | 2.254 | 1.575 | 609 | 04/01/2024 |
| 13063DRJ9 | 11878 | St. of California | | 10/24/2019 | 5,000,000.00 | 4,950,900.00 | 5,100,050.00 | 2.400 | 1.870 | 426 | 10/01/2023 |
| 13032UB98 | 12692 | California Health Facility | | 04/07/2022 | 1,000,000.00 | 989,910.00 | 1,000,000.00 | 2.670 | 2.671 | 670 | 06/01/2024 |
| 13032UC22 | 12693 | California Health Facility | | 04/07/2022 | 2,715,000.00 | 2,691,949.65 | 2,715,000.00 | 2.991 | 2.992 | 1,035 | 06/01/2025 |
| 13032UC30 | 12694 | California Health Facility | | 04/07/2022 | 2,500,000.00 | 2,471,500.00 | 2,500,000.00 | 3.044 | 3.045 | 1,400 | 06/01/2026 |
| 91412HGE7 | 12262 | UNIVHGR | | 10/19/2020 | 9,580,000.00 | 8,989,776.20 | 9,661,525.80 | 0.883 | 0.721 | 1,018 | 05/15/2025 |
| | | Subtotal and Average | 41,505,775.80 | | 40,795,000.00 | 39,745,635.85 | 41,505,775.80 | | 1.619 | 759 | |
| | | Total and Average | 8,142,237,340.91 | | 7,656,487,273.99 | 7,455,051,964.12 | 7,635,912,520.85 | | 1.313 | 578 | |

**Alameda County Investment Pool
Transaction Activity Report
July 1, 2022 - July 31, 2022
Sorted by Fund - Transaction Date
All Funds**

| Investment # | Fund | CUSIP | Inv Descrip | TransactionType | TransactionDate | Issuer | New Principal | Principal Paydowns | Interest | Total Cash |
|--------------|------|-----------|------------------|-----------------|-----------------|----------------------|------------------|-----------------------|------------|----------------|
| 11784 | 100 | 3133EKTV8 | FEDERAL FARM CR | Interest | 07/01/2022 | Federal Farm Credit | | | 114,000.00 | 114,000.00 |
| 12651 | 100 | SYS12651 | CBC 1.2% MAT | Interest | 07/01/2022 | California Bank of C | | | 5,666.78 | 5,666.78 |
| 12638 | 100 | SYS12638 | BANKSF 0.4% MAT | Interest | 07/04/2022 | Bank of San Francisc | | | 2,000.00 | 2,000.00 |
| 12156 | 100 | 24422EVG1 | DEERE JOHN CAP | Redemption | 07/05/2022 | John Deere | | 7,000,000.00 | | 7,000,000.00 |
| 11788 | 100 | 3135G0V75 | FNMA 1.75% MAT | Interest | 07/05/2022 | Federal National Mtg | | | 175,000.00 | 175,000.00 |
| 11793 | 100 | 31422BJB7 | FAMCA 1.97% MAT | Interest | 07/05/2022 | Farmer Mac | | | 246,250.00 | 246,250.00 |
| 12156 | 100 | 24422EVG1 | DEERE JOHN CAP | Interest | 07/05/2022 | John Deere | | | 19,250.00 | 19,250.00 |
| 12157 | 100 | 24422EVH9 | DEERE JOHN CAP | Interest | 07/05/2022 | John Deere | | | 10,500.00 | 10,500.00 |
| 12526 | 100 | SYS12526 | BRIDGE 0.27% MAT | Interest | 07/05/2022 | Bridge Bank | | | 2,876.70 | 2,876.70 |
| 12528 | 100 | SYS12528 | SIGNA 0.35% MAT | Interest | 07/05/2022 | Signature Bank | | | 2,877.11 | 2,877.11 |
| 12364 | 100 | 89114QCM8 | TD 0.25% MAT | Interest | 07/06/2022 | Toronto Dominion | | | 15,000.00 | 15,000.00 |
| 12365 | 100 | 89114QCP1 | TORONTO | Interest | 07/06/2022 | Toronto Dominion | | | 37,500.00 | 37,500.00 |
| 12627 | 100 | 3133ENKS8 | FEDERAL FARM CR | Interest | 07/06/2022 | Federal Farm Credit | | | 41,015.63 | 41,015.63 |
| 12684 | 100 | 912796R68 | UNITED STATES | Redemption | 07/07/2022 | Treasury Bill | | 50,000,000.00 | | 50,000,000.00 |
| 11969 | 100 | 3135G0X24 | FEDERAL NATL MTG | Interest | 07/07/2022 | Federal National Mtg | | | 162,500.00 | 162,500.00 |
| 11970 | 100 | 3135G0X24 | FEDERAL NATL MTG | Interest | 07/07/2022 | Federal National Mtg | | | 162,500.00 | 162,500.00 |
| 12570 | 100 | 3130APBR5 | FEDERAL HOME | Interest | 07/07/2022 | Federal Home Loan | | | 48,587.50 | 48,587.50 |
| 12768 | 100 | 3130ASME6 | FEDERAL HOME | Purchase | 07/08/2022 | Federal Home Loan | 14,970,900.00 | | | -14,970,900.00 |
| 12769 | 100 | 3130ASME6 | FEDERAL HOME | Purchase | 07/08/2022 | Federal Home Loan | 9,980,600.00 | | | -9,980,600.00 |
| 12770 | 100 | 3130ASME6 | FEDERAL HOME | Purchase | 07/08/2022 | Federal Home Loan | 4,990,300.00 | | | -4,990,300.00 |
| 12620 | 100 | 14913R2U0 | CATERPILLAR FINL | Interest | 07/08/2022 | Caterpillar Inc. | | | 42,027.78 | 42,027.78 |
| 12658 | 100 | SYS12664 | CBB 0.69% MAT | Interest | 07/08/2022 | Community Bank of th | | | 2,875.00 | 2,875.00 |
| 12625 | 100 | 06368FAE9 | BANK OF | Interest | 07/10/2022 | Bank of Montreal | | | 75,000.00 | 75,000.00 |
| 12640 | 100 | SYS12640 | EWEST 0.15% MAT | Interest | 07/10/2022 | East West Bank | | | 33,000.00 | 33,000.00 |
| 12742 | 100 | SYS12742 | UB-LOC 0.5% MAT | Interest | 07/10/2022 | Union Bank - LOC | | | 2,083.33 | 2,083.33 |
| 11935 | 100 | 90331HPF4 | USB 1.95% MAT | Interest | 07/11/2022 | US BANK | | | 195,000.00 | 195,000.00 |
| 11974 | 100 | 45950VNP7 | IFCDN 1.68% MAT | Interest | 07/11/2022 | IFCDN | | | 210,000.00 | 210,000.00 |
| 12183 | 100 | 3135G05G4 | FEDERAL NATL MTG | Interest | 07/11/2022 | Federal National Mtg | | | 12,500.00 | 12,500.00 |
| 12621 | 100 | 14913R2S5 | CATERPILLAR FINL | Interest | 07/11/2022 | Caterpillar Inc. | | | 47,500.00 | 47,500.00 |
| 12622 | 100 | 24422EVX4 | DEERE JOHN | Interest | 07/11/2022 | John Deere | | | 13,500.00 | 13,500.00 |
| 12623 | 100 | 24422EWA3 | DEERE JOHN | Interest | 07/11/2022 | Dell Inc. | | | 42,736.11 | 42,736.11 |
| 12624 | 100 | 24422EVY2 | DEERE JOHN | Interest | 07/11/2022 | Dell Inc. | | | 43,750.00 | 43,750.00 |
| 12631 | 100 | 3130AQGT4 | FEDERAL HOME | Interest | 07/13/2022 | Federal Home Loan | | | 82,500.00 | 82,500.00 |
| 12631 | 100 | 3130AQGT4 | FEDERAL HOME | Accr Int | 07/13/2022 | Federal Home Loan | | 6,875.00 | -6,875.00 | 0.00 |

Portfolio POOL

RC

**Alameda County Investment Pool
Transaction Activity Report
Sorted by Fund - Transaction Date**

| Investment # | Fund | CUSIP | Inv Descrip | TransactionType | TransactionDate | Issuer | New Principal | Principal Paydowns | Interest | Total Cash |
|--------------|------|-----------|------------------|-----------------|-----------------|----------------------|------------------|-----------------------|-----------|----------------|
| 12660 | 100 | SYS12660 | SELFHP 1.1% MAT | Interest | 07/14/2022 | Self-Help Federal Cr | | | 191.67 | 191.67 |
| 12771 | 100 | 313385K96 | FHLBDN DISC NOTE | Purchase | 07/15/2022 | Federal Home Loan | 49,670,138.90 | | | -49,670,138.90 |
| 12484 | 100 | 79466LAG9 | SFORCE 0.625% | Interest | 07/15/2022 | Salesforce Co. | | | 9,375.00 | 9,375.00 |
| 11760 | 100 | 14042WAC4 | COPAR 2.51% MAT | Interest | 07/15/2022 | Capital One Prime Au | | | 503.65 | 503.65 |
| 11760 | 100 | 14042WAC4 | COPAR 2.51% MAT | Redemption | 07/15/2022 | Capital One Prime Au | | 106,932.21 | | 106,932.21 |
| 11777 | 100 | 34532DAD9 | FORDO 2.235% MAT | Interest | 07/15/2022 | Ford Credit Auto Own | | | 1,426.14 | 1,426.14 |
| 11777 | 100 | 34532DAD9 | FORDO 2.235% MAT | Redemption | 07/15/2022 | Ford Credit Auto Own | | 341,119.54 | | 341,119.54 |
| 11798 | 100 | 477870AC3 | JDOT 2.21% MAT | Interest | 07/15/2022 | John Deere Owner | | | 296.55 | 296.55 |
| 11798 | 100 | 477870AC3 | JDOT 2.21% MAT | Redemption | 07/15/2022 | John Deere Owner | | 27,462.63 | | 27,462.63 |
| 11829 | 100 | 43815NAC8 | HART 1.78% MAT | Interest | 07/15/2022 | Hyundai Auto Rec Tru | | | 1,418.68 | 1,418.68 |
| 11829 | 100 | 43815NAC8 | HART 1.78% MAT | Redemption | 07/15/2022 | Hyundai Auto Rec Tru | | 219,143.15 | | 219,143.15 |
| 11856 | 100 | 02007RAC3 | ALLYA 1.93% MAT | Interest | 07/15/2022 | Ally Auto Receivable | | | 3,571.39 | 3,571.39 |
| 11856 | 100 | 02007RAC3 | ALLYA 1.93% MAT | Redemption | 07/15/2022 | Ally Auto Receivable | | 349,178.01 | | 349,178.01 |
| 11859 | 100 | 14043TAF3 | COPAR 1.92% MAT | Interest | 07/15/2022 | Capital One Prime Au | | | 2,129.42 | 2,129.42 |
| 11859 | 100 | 14043TAF3 | COPAR 1.92% MAT | Redemption | 07/15/2022 | Capital One Prime Au | | 194,275.65 | | 194,275.65 |
| 11861 | 100 | 58769TAD7 | MBART 1.94% MAT | Interest | 07/15/2022 | Mercedes Benz Auto | | | 2,741.33 | 2,741.33 |
| 11861 | 100 | 58769TAD7 | MBART 1.94% MAT | Redemption | 07/15/2022 | Mercedes Benz Auto | | 325,752.49 | | 325,752.49 |
| 11892 | 100 | 254683CM5 | DEXCRD 1.89% MAT | Interest | 07/15/2022 | Dexia Credit Card | | | 15,198.75 | 15,198.75 |
| 11892 | 100 | 254683CM5 | DEXCRD 1.89% MAT | Redemption | 07/15/2022 | Dexia Credit Card | | 385,182.84 | | 385,182.84 |
| 11894 | 100 | 44891JAC2 | HART 1.94% MAT | Interest | 07/15/2022 | Hyundai Auto Rec Tru | | | 1,191.25 | 1,191.25 |
| 11894 | 100 | 44891JAC2 | HART 1.94% MAT | Redemption | 07/15/2022 | Hyundai Auto Rec Tru | | 157,354.54 | | 157,354.54 |
| 11905 | 100 | 89233MAD5 | TAOT 1.92% MAT | Interest | 07/15/2022 | Toyota Auto Rec | | | 3,772.94 | 3,772.94 |
| 11905 | 100 | 89233MAD5 | TAOT 1.92% MAT | Redemption | 07/15/2022 | Toyota Auto Rec | | 333,609.01 | | 333,609.01 |
| 11915 | 100 | 34531KAD4 | FORDO 1.3% MAT | Interest | 07/15/2022 | Ford Credit Auto Own | | | 4,374.88 | 4,374.88 |
| 11915 | 100 | 34531KAD4 | FORDO 1.3% MAT | Redemption | 07/15/2022 | Ford Credit Auto Own | | 435,855.40 | | 435,855.40 |
| 11942 | 100 | 02007TAC9 | ALLYA 1.84% MAT | Interest | 07/15/2022 | Ally Auto Receivable | | | 1,263.21 | 1,263.21 |
| 11942 | 100 | 02007TAC9 | ALLYA 1.84% MAT | Redemption | 07/15/2022 | Ally Auto Receivable | | 124,985.87 | | 124,985.87 |
| 11977 | 100 | 14315XAC2 | CARMX 1.3% MAT | Interest | 07/15/2022 | CarMax Auto Owner | | | 2,771.83 | 2,771.83 |
| 11977 | 100 | 14315XAC2 | CARMX 1.3% MAT | Redemption | 07/15/2022 | CarMax Auto Owner | | 146,995.68 | | 146,995.68 |
| 11988 | 100 | 41284UAD6 | HDMOT 1.87% MAT | Interest | 07/15/2022 | Harley Davidson Moto | | | 1,332.16 | 1,332.16 |
| 11988 | 100 | 41284UAD6 | HDMOT 1.87% MAT | Redemption | 07/15/2022 | Harley Davidson Moto | | 128,421.92 | | 128,421.92 |
| 12010 | 100 | 98162HAC4 | WOLS 1.7% MAT | Interest | 07/15/2022 | World Omni | | | 2,846.91 | 2,846.91 |
| 12010 | 100 | 98162HAC4 | WOLS 1.7% MAT | Redemption | 07/15/2022 | World Omni | | 912,506.65 | | 912,506.65 |
| 12019 | 100 | 14043MAC5 | COPAR 1.6% MAT | Interest | 07/15/2022 | Capital One Prime Au | | | 4,083.00 | 4,083.00 |
| 12019 | 100 | 14043MAC5 | COPAR 1.6% MAT | Redemption | 07/15/2022 | Capital One Prime Au | | 280,387.80 | | 280,387.80 |
| 12043 | 100 | 14043MAC5 | COPAR 1.6% MAT | Interest | 07/15/2022 | Capital One Prime Au | | | 4,763.51 | 4,763.51 |
| 12043 | 100 | 14043MAC5 | COPAR 1.6% MAT | Redemption | 07/15/2022 | Capital One Prime Au | | 327,119.10 | | 327,119.10 |
| 12262 | 100 | 91412HG7 | UNVHGR 0.883% | Interest | 07/16/2022 | UNIVHGR | | | 42,295.70 | 42,295.70 |
| 11726 | 100 | 36257FAD2 | GM 2.65% MAT | Interest | 07/18/2022 | GM Financial | | | 511.32 | 511.32 |
| 11726 | 100 | 36257FAD2 | GM 2.65% MAT | Redemption | 07/18/2022 | GM Financial | | 117,726.24 | | 117,726.24 |

**Alameda County Investment Pool
Transaction Activity Report
Sorted by Fund - Transaction Date**

| Investment # | Fund | CUSIP | Inv Descrip | TransactionType | TransactionDate | Issuer | New Principal | Principal Paydowns | Interest | Total Cash |
|--------------|------|-----------|------------------|-----------------|-----------------|----------------------|------------------|-----------------------|------------|----------------|
| 11797 | 100 | 36257PAD0 | GM 1.3% MAT | Interest | 07/18/2022 | GM Financial | | | 919.11 | 919.11 |
| 11797 | 100 | 36257PAD0 | GM 1.3% MAT | Redemption | 07/18/2022 | GM Financial | | 99,263.70 | | 99,263.70 |
| 11923 | 100 | 43813VAC2 | HART 1.83% MAT | Interest | 07/18/2022 | Hyundai Auto Rec Tru | | | 7,393.88 | 7,393.88 |
| 11923 | 100 | 43813VAC2 | HART 1.83% MAT | Redemption | 07/18/2022 | Hyundai Auto Rec Tru | | 611,036.19 | | 611,036.19 |
| 11972 | 100 | 36258NAC6 | GMCAR 1.84% MAT | Interest | 07/18/2022 | GM Financial | | | 1,395.25 | 1,395.25 |
| 11972 | 100 | 36258NAC6 | GMCAR 1.84% MAT | Redemption | 07/18/2022 | GM Financial | | 101,033.95 | | 101,033.95 |
| 12367 | 100 | 3130AKN85 | FEDERAL HOME | Interest | 07/20/2022 | Federal Home Loan | | | 55,000.00 | 55,000.00 |
| 12749 | 100 | SYS12749 | CALBT 0.15% MAT | Interest | 07/20/2022 | California Bank & Tr | | | 3,875.00 | 3,875.00 |
| 12184 | 100 | 3136G4ZJ5 | FEDERAL NATL MTG | Interest | 07/21/2022 | Federal National Mtg | | | 31,250.00 | 31,250.00 |
| 12185 | 100 | 3136G4A86 | FEDERAL NATL MTG | Interest | 07/21/2022 | Federal National Mtg | | | 20,000.00 | 20,000.00 |
| 12195 | 100 | 3137EAEU9 | FHLMC 0.625% MAT | Interest | 07/21/2022 | Federal Home Loan | | | 18,750.00 | 18,750.00 |
| 12024 | 100 | 43813RAC1 | HART 1.61% MAT | Interest | 07/21/2022 | Hyundai Auto Rec Tru | | | 6,869.91 | 6,869.91 |
| 12024 | 100 | 43813RAC1 | HART 1.61% MAT | Redemption | 07/21/2022 | Hyundai Auto Rec Tru | | 515,204.60 | | 515,204.60 |
| 11896 | 100 | 95000U2B8 | WELLS 2.625% MAT | Redemption | 07/22/2022 | Wells Fargo Securiti | | 15,000,000.00 | | 15,000,000.00 |
| 12135 | 100 | 95000U2B8 | WELLS 2.625% MAT | Redemption | 07/22/2022 | Wells Fargo Securiti | | 10,000,000.00 | | 10,000,000.00 |
| 11896 | 100 | 95000U2B8 | WELLS 2.625% MAT | Interest | 07/22/2022 | Wells Fargo Securiti | | | 196,875.00 | 196,875.00 |
| 12135 | 100 | 95000U2B8 | WELLS 2.625% MAT | Interest | 07/22/2022 | Wells Fargo Securiti | | | 131,250.00 | 131,250.00 |
| 12193 | 100 | 3137EAEU9 | FHLMC 0.125% MAT | Interest | 07/23/2022 | Federal Home Loan | | | 3,125.00 | 3,125.00 |
| 12194 | 100 | 3137EAEU9 | FHLMC 0.125% MAT | Interest | 07/23/2022 | Federal Home Loan | | | 6,250.00 | 6,250.00 |
| 12710 | 100 | SYS12710 | EWEST 0.42% MAT | Interest | 07/24/2022 | East West Bank | | | 7,000.00 | 7,000.00 |
| 12773 | 100 | SYS12773 | EWEST 0.42% MAT | Purchase | 07/25/2022 | East West Bank | 20,000,000.00 | | | -20,000,000.00 |
| 12193 | 100 | 3137EAEU9 | FHLMC 0.125% MAT | Redemption | 07/25/2022 | Federal Home Loan | | 5,000,000.00 | | 5,000,000.00 |
| 12194 | 100 | 3137EAEU9 | FHLMC 0.125% MAT | Redemption | 07/25/2022 | Federal Home Loan | | 10,000,000.00 | | 10,000,000.00 |
| 12710 | 100 | SYS12710 | EWEST 0.42% MAT | Redemption | 07/25/2022 | East West Bank | | 20,000,000.00 | | 20,000,000.00 |
| 12193 | 100 | 3137EAEU9 | FHLMC 0.125% MAT | Interest | 07/25/2022 | Federal Home Loan | | | 3,125.00 | 3,125.00 |
| 12194 | 100 | 3137EAEU9 | FHLMC 0.125% MAT | Interest | 07/25/2022 | Federal Home Loan | | | 6,250.00 | 6,250.00 |
| 12629 | 100 | 3130AQJ38 | FEDERAL HOME | Interest | 07/25/2022 | Federal Home Loan | | | 52,500.00 | 52,500.00 |
| 11858 | 100 | 05588CAC6 | BMWOT 1.92% MAT | Interest | 07/25/2022 | BMW Vehicle Owner | | | 1,114.56 | 1,114.56 |
| 11858 | 100 | 05588CAC6 | BMWOT 1.92% MAT | Redemption | 07/25/2022 | BMW Vehicle Owner | | 162,414.41 | | 162,414.41 |
| 12487 | 100 | 89114WEU5 | TD 0.19% MAT | Redemption | 07/26/2022 | Toronto Dominion | | 50,000,000.00 | | 50,000,000.00 |
| 12493 | 100 | 06367CKL0 | BMO 0.18% MAT | Redemption | 07/26/2022 | Bank of Montreal | | 50,000,000.00 | | 50,000,000.00 |
| 12498 | 100 | 87019V2Z9 | SWEDBK 0.17% MAT | Redemption | 07/26/2022 | SWEDISH BANK NY | | 50,000,000.00 | | 50,000,000.00 |
| 12534 | 100 | 78012UX34 | RY 0.21% MAT | Redemption | 07/26/2022 | Royal Bank CN | | 50,000,000.00 | | 50,000,000.00 |
| 12536 | 100 | 06367CN29 | BMO 0.21% MAT | Redemption | 07/26/2022 | Bank of Montreal | | 50,000,000.00 | | 50,000,000.00 |
| 12548 | 100 | 78012UY66 | RY 0.24% MAT | Redemption | 07/26/2022 | Royal Bank CN | | 50,000,000.00 | | 50,000,000.00 |
| 12578 | 100 | 06417MTN5 | BNS 0.28% MAT | Redemption | 07/26/2022 | Bank of Nova Scotia | | 50,000,000.00 | | 50,000,000.00 |
| 12722 | 100 | 62478UEQ5 | MUFG 0.9% MAT | Redemption | 07/26/2022 | MUFG UNION BANK | | 50,000,000.00 | | 50,000,000.00 |
| 12378 | 100 | 3130AKMD5 | FEDERAL HOME | Interest | 07/26/2022 | Federal Home Loan | | | 12,450.00 | 12,450.00 |
| 12487 | 100 | 89114WEU5 | TD 0.19% MAT | Interest | 07/26/2022 | Toronto Dominion | | | 88,666.65 | 88,666.65 |
| 12493 | 100 | 06367CKL0 | BMO 0.18% MAT | Interest | 07/26/2022 | Bank of Montreal | | | 83,250.00 | 83,250.00 |

Portfolio POOL

RC

**Alameda County Investment Pool
Transaction Activity Report
Sorted by Fund - Transaction Date**

| Investment # | Fund | CUSIP | Inv Descrip | TransactionType | TransactionDate | Issuer | New Principal | Principal Paydowns | Interest | Total Cash |
|--------------------------------|------|-----------|------------------|-----------------|-----------------|----------------------|-----------------------|-----------------------|---------------------|-----------------------|
| 12498 | 100 | 87019V2Z9 | SWEDBK 0.17% MAT | Interest | 07/26/2022 | SWEDISH BANK NY | | | 77,916.65 | 77,916.65 |
| 12534 | 100 | 78012UX34 | RY 0.21% MAT | Interest | 07/26/2022 | Royal Bank CN | | | 79,333.35 | 79,333.35 |
| 12536 | 100 | 06367CN29 | BMO 0.21% MAT | Interest | 07/26/2022 | Bank of Montreal | | | 79,333.35 | 79,333.35 |
| 12548 | 100 | 78012UY66 | RY 0.24% MAT | Interest | 07/26/2022 | Royal Bank CN | | | 86,000.00 | 86,000.00 |
| 12578 | 100 | 06417MTN5 | BNS 0.28% MAT | Interest | 07/26/2022 | Bank of Nova Scotia | | | 92,944.45 | 92,944.45 |
| 12722 | 100 | 62478UEQ5 | MUFG 0.9% MAT | Interest | 07/26/2022 | MUFG UNION BANK | | | 123,750.00 | 123,750.00 |
| 12546 | 100 | 46640QGT2 | JPM ZERO CPN MAT | Redemption | 07/27/2022 | J.P. Morgan | | 50,000,000.00 | | 50,000,000.00 |
| 12577 | 100 | 06417MTM7 | BNS 0.28% MAT | Redemption | 07/27/2022 | Bank of Nova Scotia | | 50,000,000.00 | | 50,000,000.00 |
| 12579 | 100 | 06367CPC5 | BMO 0.28% MAT | Redemption | 07/27/2022 | Bank of Montreal | | 50,000,000.00 | | 50,000,000.00 |
| 12115 | 100 | 31422BYV6 | FHLMC 0.67% MAT | Interest | 07/27/2022 | Farmer Mac | | | 96,250.00 | 96,250.00 |
| 12577 | 100 | 06417MTM7 | BNS 0.28% MAT | Interest | 07/27/2022 | Bank of Nova Scotia | | | 93,333.35 | 93,333.35 |
| 12579 | 100 | 06367CPC5 | BMO 0.28% MAT | Interest | 07/27/2022 | Bank of Montreal | | | 93,333.35 | 93,333.35 |
| 12632 | 100 | 3130AQM83 | FEDERAL HOME | Interest | 07/27/2022 | Federal Home Loan | | | 33,480.00 | 33,480.00 |
| 12632 | 100 | 3130AQM83 | FEDERAL HOME | Accr Int | 07/27/2022 | Federal Home Loan | | 186.00 | -186.00 | 0.00 |
| 12774 | 100 | 3130ASQC6 | FEDERAL HOME | Purchase | 07/28/2022 | Federal Home Loan | 20,000,000.00 | | | -20,000,000.00 |
| 12580 | 100 | 78012U2B0 | RY 0.28% MAT | Redemption | 07/28/2022 | Royal Bank CN | | 50,000,000.00 | | 50,000,000.00 |
| 12358 | 100 | 459058JE4 | IBRD 0.375% MAT | Interest | 07/28/2022 | International Bank R | | | 18,800.00 | 18,800.00 |
| 12377 | 100 | 3130AKUS3 | FEDERAL HOME | Interest | 07/28/2022 | Federal Home Loan | | | 38,625.00 | 38,625.00 |
| 12580 | 100 | 78012U2B0 | RY 0.28% MAT | Interest | 07/28/2022 | Royal Bank CN | | | 93,722.20 | 93,722.20 |
| 12775 | 100 | 62478UFT8 | UBOC 2.89% MAT | Purchase | 07/29/2022 | Union Bank of Califo | 50,000,000.00 | | | -50,000,000.00 |
| 12488 | 100 | 06367CKD8 | BMO 0.2% MAT | Redemption | 07/29/2022 | Bank of Montreal | | 50,000,000.00 | | 50,000,000.00 |
| 12373 | 100 | 3130AKVY9 | FEDERAL HOME | Interest | 07/29/2022 | Federal Home Loan | | | 26,000.00 | 26,000.00 |
| 12374 | 100 | 3130AKVN3 | FEDERAL HOME | Interest | 07/29/2022 | Federal Home Loan | | | 13,000.00 | 13,000.00 |
| 12488 | 100 | 06367CKD8 | BMO 0.2% MAT | Interest | 07/29/2022 | Bank of Montreal | | | 94,166.65 | 94,166.65 |
| 12708 | 100 | SYS12708 | FREMNT 0.15% MAT | Interest | 07/31/2022 | Fremont Bank | | | 129.17 | 129.17 |
| 12767 | 100 | SYS12767 | EWEST 3.% MAT | Interest | 07/31/2022 | East West Bank | | | 66,666.67 | 66,666.67 |
| 11791 | 100 | 912828S92 | UNITED STATES | Interest | 08/01/2022 | U.S. Treasury | | | 312,500.00 | 312,500.00 |
| 11843 | 100 | 912828S92 | UNITED STATES | Interest | 08/01/2022 | U.S. Treasury | | | 312,500.00 | 312,500.00 |
| 11919 | 100 | 912828Y87 | UNITED STATES | Interest | 08/01/2022 | U.S. Treasury | | | 437,500.00 | 437,500.00 |
| 11936 | 100 | 912828Y87 | UNITED STATES | Interest | 08/01/2022 | U.S. Treasury | | | 437,500.00 | 437,500.00 |
| 12407 | 100 | 91282CBG5 | UNITED STATES | Interest | 08/01/2022 | U.S. Treasury | | | 31,250.00 | 31,250.00 |
| 12634 | 100 | 91282CDV0 | UNITED STATES | Interest | 08/01/2022 | U.S. Treasury | | | 218,750.00 | 218,750.00 |
| 12707 | 100 | 91282CCN9 | UNITED STATES | Interest | 08/01/2022 | National Australia B | | | 62,500.00 | 62,500.00 |
| 12707 | 100 | 91282CCN9 | UNITED STATES | Accr Int | 08/01/2022 | National Australia B | | 30,386.74 | -30,386.74 | 0.00 |
| Totals for General Fund | | | | | | | 169,611,938.90 | 773,440,409.32 | 5,673,201.04 | 609,501,671.46 |
| Grand Total | | | | | | | 169,611,938.90 | 773,440,409.32 | 5,673,201.04 | 609,501,671.46 |