



T R E A S U R E R - T A X C O L L E C T O R

HENRY C. LEVY
TREASURER - TAX COLLECTOR

August 31, 2020

Board of Supervisors
County of Alameda
1221 Oak Street, 5th Floor
Oakland, CA 94612

Dear Board Members:

RE: Investment Report – July 2020

In accordance with the Treasurer’s investment policy, submitted herewith is a report of the cash pool investments for the month of July 2020. Enclosed with this report is a detailed composition of all outstanding investments by securities category as of July 31, 2020. This report reflects the market value and cost of purchase. All investments in the Treasurer’s investment portfolio conform to the statutory requirements of Government Code Section 53601 et. seq., authorities delegated by the County Board of Supervisors and the Treasurer’s investment policy.

As of July 31, 2020

Treasurer’s Investment Pool – Book Value	\$ 6,301,924,200
Treasurer’s Investment Pool – Market Value	6,421,317,422
Total Cash in Bank	64,681,138
Total interest received during the month	13,415,920
Average Maturity of the portfolio	683 days
Annualized cash basis rate of return for the month	2.34%

Liquidity Summary of the Portfolio as Of July 31, 2020

Maturity	Amount	Percentage Held
1 to 90 days	\$ 1,480,895,308	23.50%
91 to 365 days	995,635,557	15.80%
2 years	977,318,201	15.51%
3 years	1,091,245,084	17.32%
4 years	887,963,838	14.09%
5 years	868,866,212	13.79%
Total	6,301,924,200	100.00%

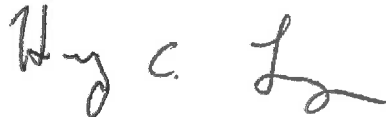
Conclusion

Based on investment activity during the month of July 2020, the Treasurer expects to meet all operating cash needs for the pool participants within the next six months from the portfolio's most liquid assets and current revenues. For your review, a copy of the Investment Status Report and transaction details for the month of July 2020 is attached and on file with the Office of the Clerk of the Board of Supervisors.

Vision 2026 Goal

The Investment Report meets the 10x goal of **Accessible Infrastructure** in support of our shared vision of **Prosperous and Vibrant Economy**.

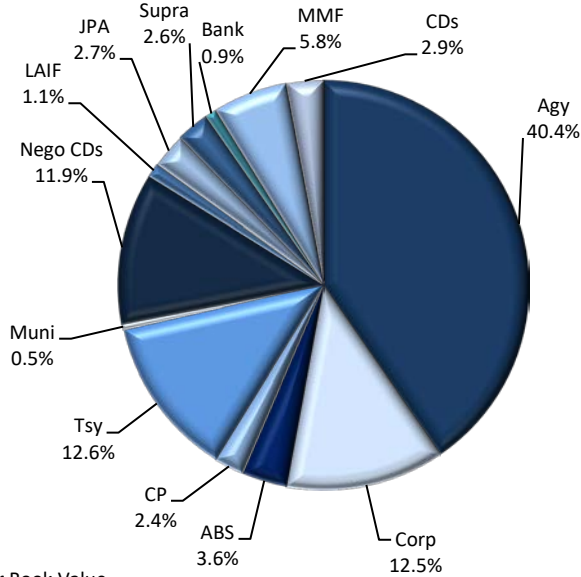
Very truly yours,

A handwritten signature in black ink, appearing to read "H. C. Levy". The signature is fluid and cursive, with the first letters of each word being capitalized and prominent.

Henry C. Levy
Treasurer – Tax Collector

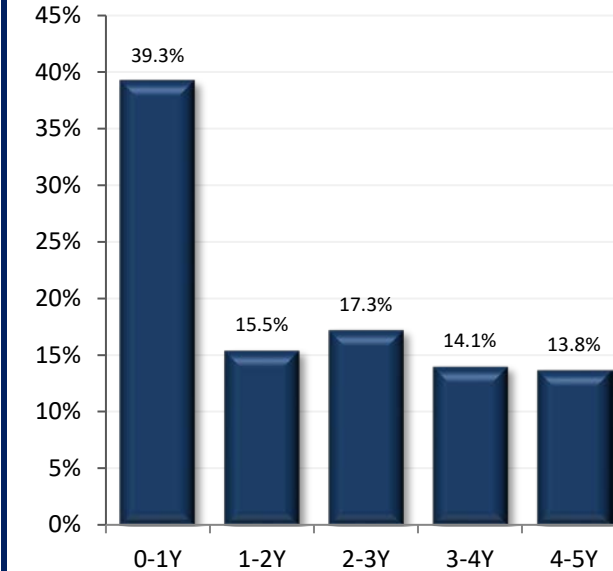
cc: Susan Muranishi, County Administrator
Melissa Wilk, Auditor-Controller
School District and Special District Participants
Members of the Treasury Oversight Committee

SECTOR ALLOCATION



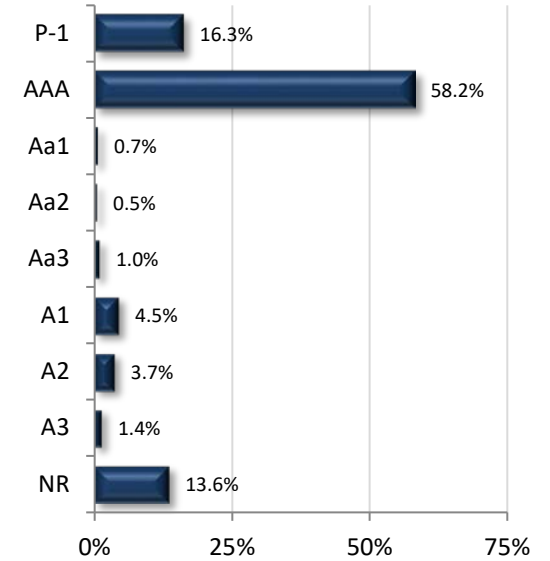
Per Book Value

MATURITY DISTRIBUTION



Per Book Value

CREDIT QUALITY (MOODY'S)



NR: Not Rated

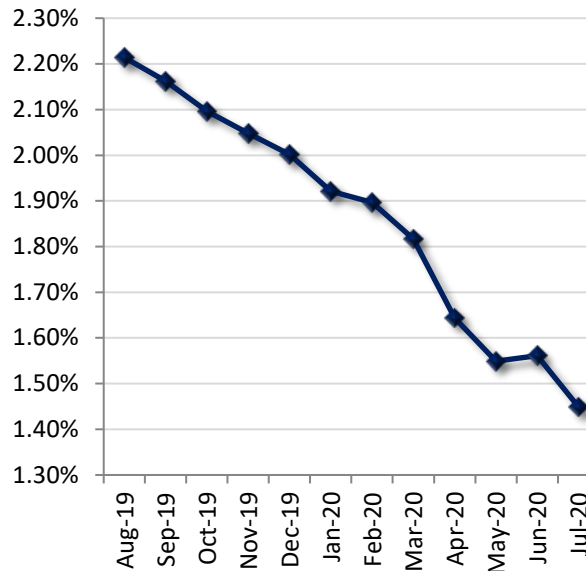
ACCOUNT SUMMARY

	7/31/20	6/30/20
Market Value	\$6,421,317,422	\$6,964,262,146
Book Value*	\$6,301,924,200	\$6,843,639,811
Unrealized G/L	\$119,393,222	\$120,622,335
Par Value	\$6,305,515,099	\$6,849,045,252
Net Asset Value	\$101.895	\$101.763
Book Yield	1.45%	1.56%
Years to Maturity	1.87	1.85
Effective Duration	1.38	1.37

*Book Value is not Amortized

**Note: 50mm maturity on 8/31 was credited the following business day and will show on our September 2019 reports.

PORTFOLIO BOOK YIELD HISTORY



TOP ISSUERS

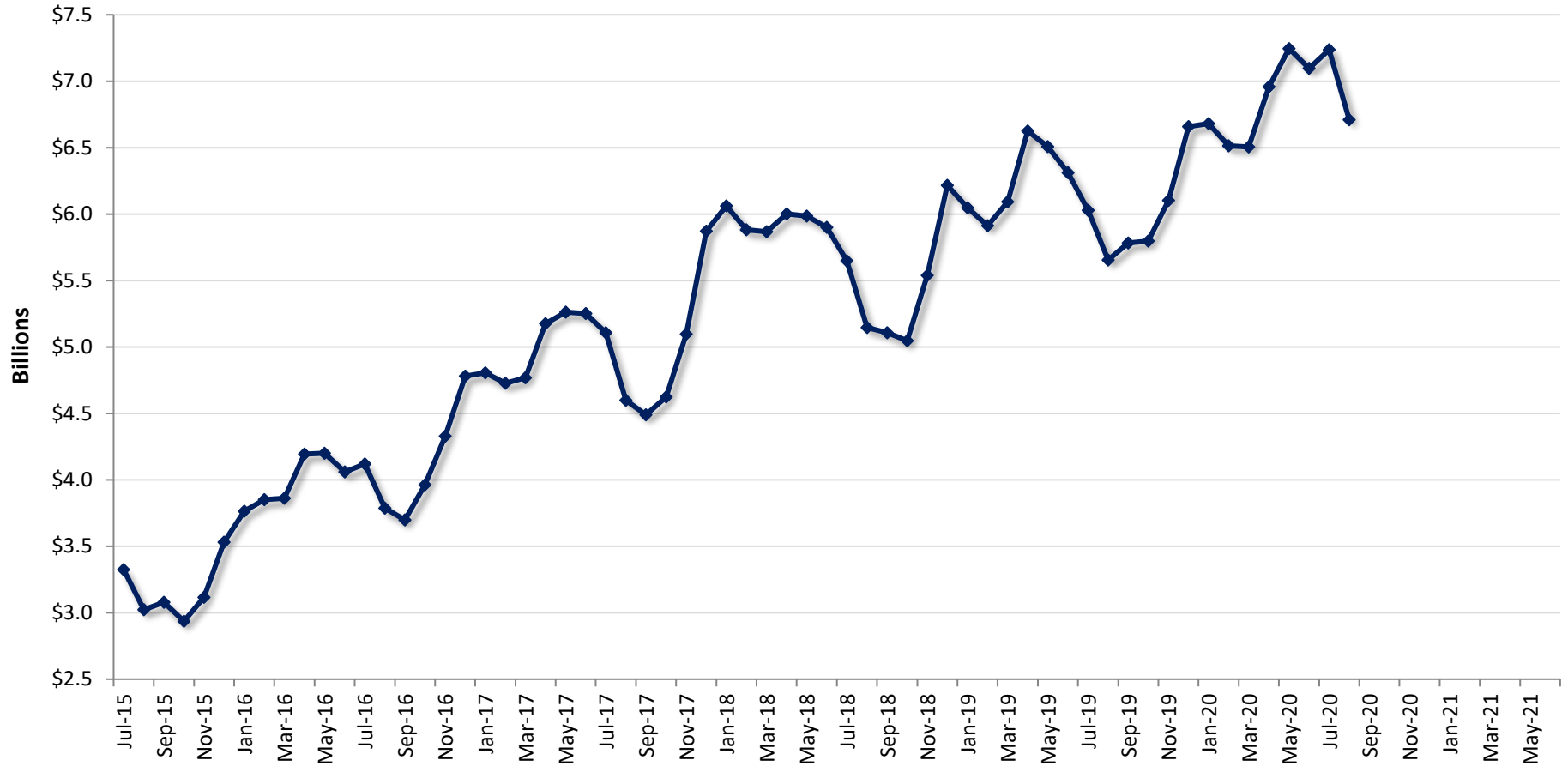
Issuer	% Portfolio
U.S. Treasury	12.6%
Federal Home Loan Mtg Corp	10.8%
Federal National Mtg Assn	9.2%
FARMER MAC	7.0%
Federal Home Loan Bank	6.6%
Federal Farm Credit Bank	5.2%
SWEDISH BANK NY	3.2%
State Street Institutional US	3.0%
Federated Fund 117	2.7%
Royal Bank CN	2.4%
J.P. Morgan	2.2%
California Asset Mgmt. Program	2.1%
International Bank Recon & D	1.7%
MUFG UNION BANK	1.6%
Nordea Bank Fin NY	1.6%

Per Book Value

Item / Sector	Parameters	In Compliance
Weighted Average Maturity	Maximum WAM of 3.0 years	Yes 1.87 yrs
U.S. Treasury and Federal Agency Obligations	No sector limit; no issuer limit; max maturity 5 years	Yes 53.0%
Debt Issued by State of CA and Local Agencies within the State	20% limit; 5% issuer limit; Minimum rating of A by at least one NRSRO; max maturity 5 years	Yes 0.5%
LAIF	Maximum amount permitted by LAIF (currently \$75 million limit)	Yes \$72 Mil
Joint Powers Authority (CAMP)	Max Limit: Twice the limit of LAIF deposits (currently \$150 million limit)	Yes \$130 Mil
Joint Powers Authority (CalTrust)	Max Limit: Twice the limit of LAIF deposits (currently \$150 million limit)	Yes \$40 Mil
Money Market Mutual Funds	20% limit; 10% per fund limit; SEC registered with stable NAV; Rated AAAM or equivalent by at least two of the three rating agencies or meet advisor requirements	Yes 5.8%
Commercial Paper (Includes Asset Backed)	25% sector limit; 10% combined issuer limit; Max maturity of 270 days; Rated A-1, P-1, or F-1; Total assets over \$500mm; Asset Backed CP Must have program-wide credit enhancements	Yes 2.4%
Negotiable CDs	30% limit; 10% combined issuer limit; Minimum rating of A by rating agency if issued by domestic bank; Minimum rating of AA if a U.S. branch of a foreign bank; Max maturity of 1 year	Yes 11.9%
Collateralized/FDIC - Insured Time Deposits	Time deposits with banks and savings and loans associations located with the State, collateralized according to Government code	Yes 2.9%
Collateralized Money Market Bank Accounts	Deposit funds in interest-bearing active collateralized money market bank accounts	Yes 0.9%
Medium-Term Notes	30% limit; 10% combined issuer limit, Max maturity 5 years; Minimum rating of A or better by two NRSRO's	Yes 12.5%
Asset-Backed Securities	20% limit; 5% issuer limit; Max maturity of 5 years; Minimum rating of AA or better by rating agency	Yes 3.6%
Repurchase Agreement	20% limit; Max maturity of 180 days; Must have 102% collateral; Collateral of agency and treasuries with final maturity not to exceed 5 years	Yes 0.0%
Supranationals	30% limit; 15% issuer limit; Only IBRD, IFC, IADB; Max Maturity 5 years; Minimum rating of AA by a rating agency; max maturity of 5 years	Yes 2.6%
Floaters, Structured Notes, Derivatives	15% limit for treasuries, agencies, and munis	Yes 0.0%

Historical Book Values 7/31/2020

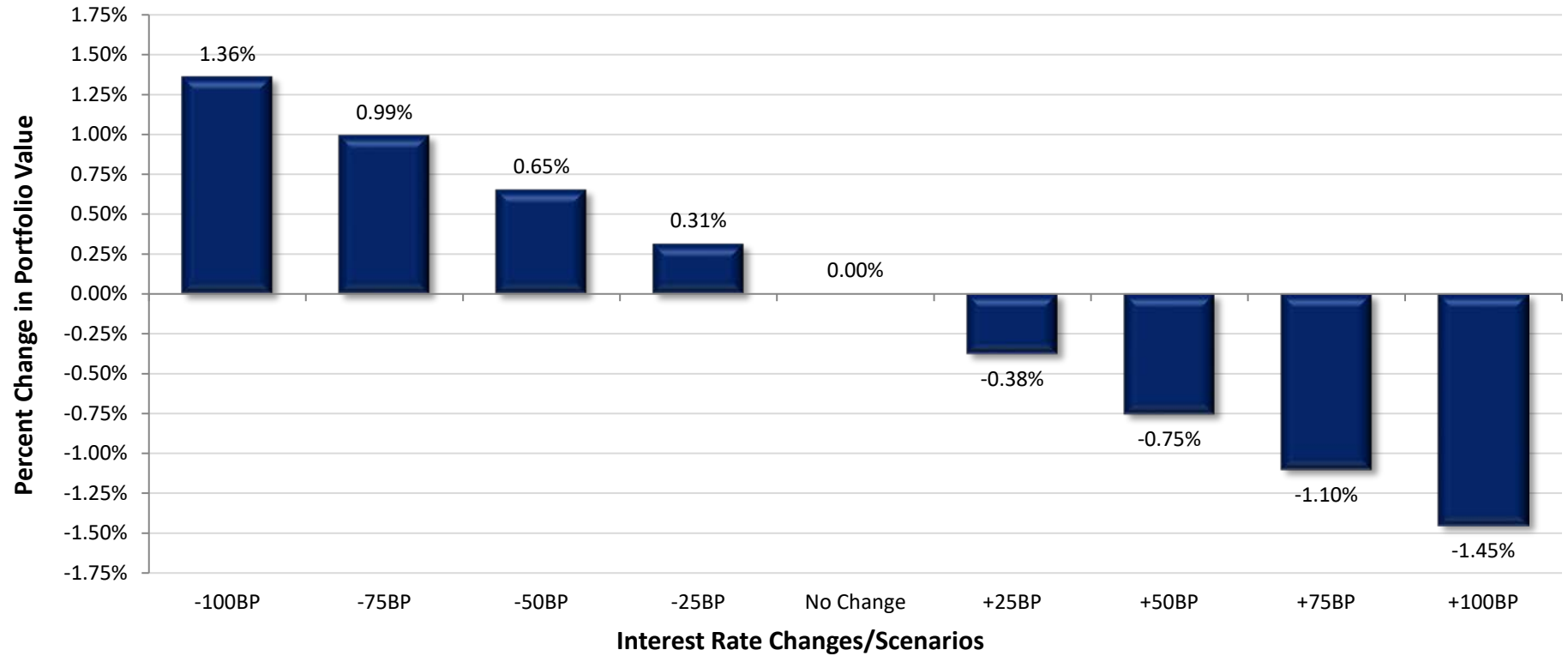
County of Alameda



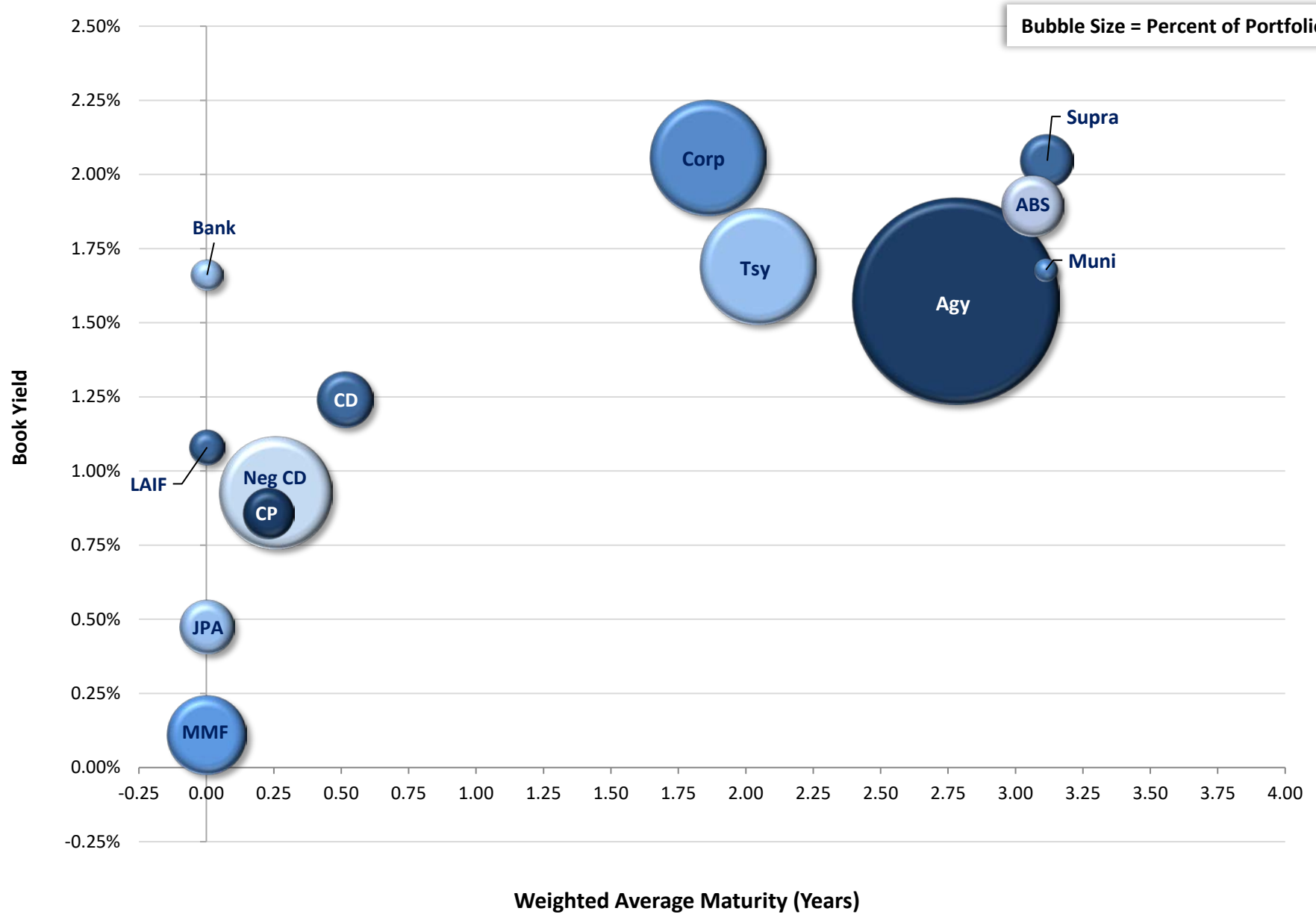
	Jul	Aug	Sep	Oct	Nov	Dec	Jan	Feb	Mar	Apr	May	Jun
Fiscal Year 2016	\$3.325	\$3.023	\$3.078	\$2.936	\$3.117	\$3.530	\$3.747	\$3.852	\$3.862	\$4.195	\$4.199	\$4.060
Fiscal Year 2017	\$4.120	\$3.786	\$3.698	\$3.962	\$4.328	\$4.781	\$4.807	\$4.726	\$4.767	\$5.174	\$5.263	\$5.253
Fiscal Year 2018	\$5.107	\$4.600	\$4.490	\$4.625	\$5.096	\$5.818	\$6.011	\$5.881	\$5.868	\$6.002	\$5.984	\$5.901
Fiscal Year 2019	\$5.648	\$5.146	\$5.108	\$5.047	\$5.540	\$6.217	\$6.047	\$5.912	\$6.093	\$6.626	\$6.507	\$6.311
Fiscal Year 2020	\$6.029	\$5.655	\$5.782	\$5.797	\$6.103	\$6.658	\$6.682	\$6.513	\$6.507	\$6.958	\$7.246	\$7.096
Fiscal Year 2021	\$6.711											

Figures in Billions, Average Daily Balance

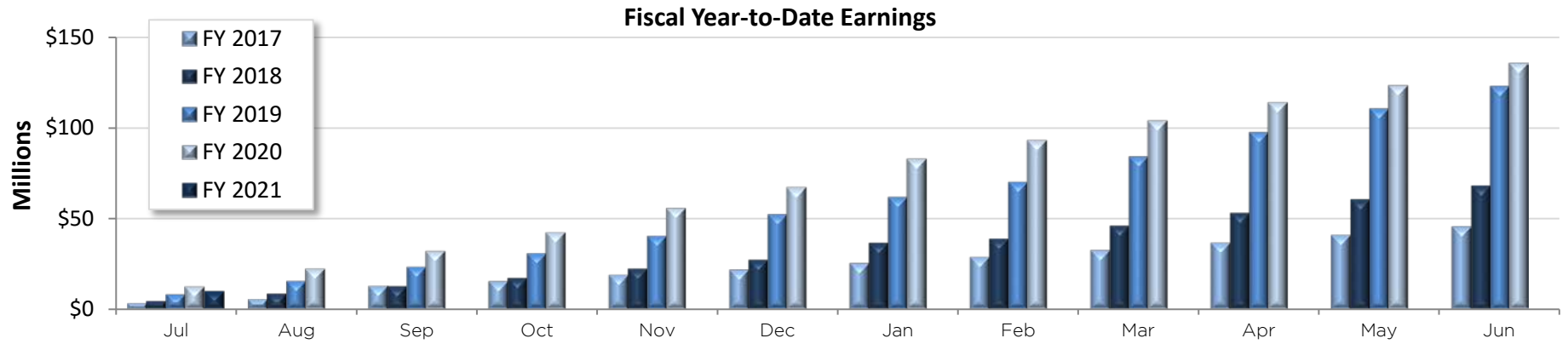
Instantaneous Interest Rate Changes and Approximate Change in Portfolio's Market Value



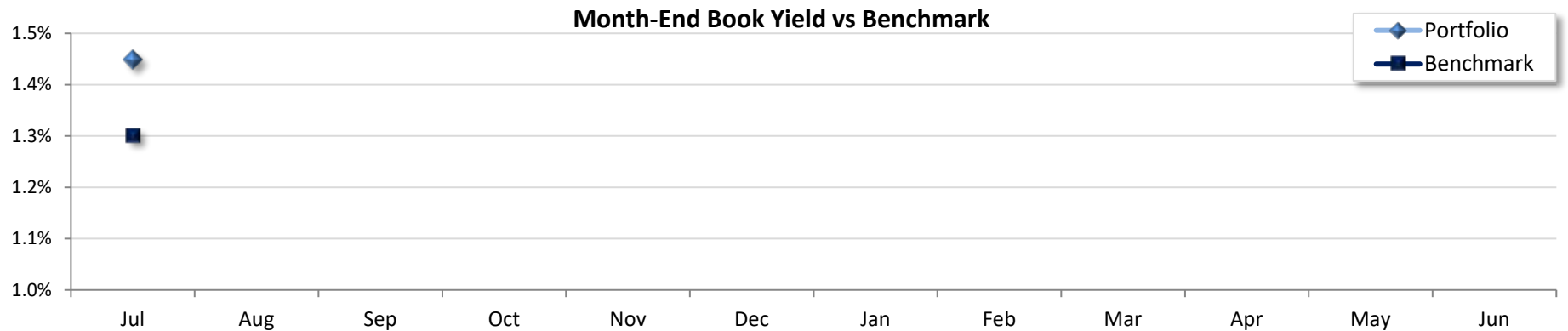
Int. Rate Change	Portfolio Value	Value Change	Percent Change
-100 Basis Points	\$6,508,647,339	\$87,329,917	1.36%
-75 Basis Points	\$6,485,068,261	\$63,750,839	0.99%
-50 Basis Points	\$6,463,235,782	\$41,918,360	0.65%
-25 Basis Points	\$6,441,403,303	\$20,085,881	0.31%
No Change	\$6,421,317,422	\$0	0.00%
+25 Basis Points	\$6,397,109,055	-\$24,208,367	-0.38%
+50 Basis Points	\$6,372,900,689	-\$48,416,733	-0.75%
+75 Basis Points	\$6,350,554,504	-\$70,762,918	-1.10%
+100 Basis Points	\$6,328,208,319	-\$93,109,103	-1.45%



*Note: Excludes Cash Balance



Fiscal YTD (\$Mil)	Jul	Aug	Sep	Oct	Nov	Dec	Jan	Feb	Mar	Apr	May	Jun
FY 2017	\$3.4	\$5.8	\$13.0	\$15.5	\$18.9	\$21.8	\$25.4	\$28.7	\$32.5	\$36.5	\$40.7	\$45.4
FY 2018	\$4.6	\$8.7	\$12.8	\$17.3	\$22.4	\$27.3	\$36.5	\$38.8	\$45.9	\$53.0	\$60.3	\$67.8
FY 2019	\$8.4	\$15.8	\$23.5	\$31.1	\$40.7	\$52.6	\$62.1	\$70.3	\$84.4	\$97.7	\$110.6	\$123.0
FY 2020	\$12.7	\$22.7	\$32.4	\$42.8	\$56.2	\$67.5	\$83.2	\$93.3	\$104.2	\$114.2	\$123.6	\$135.9
FY 2021	\$9.9											



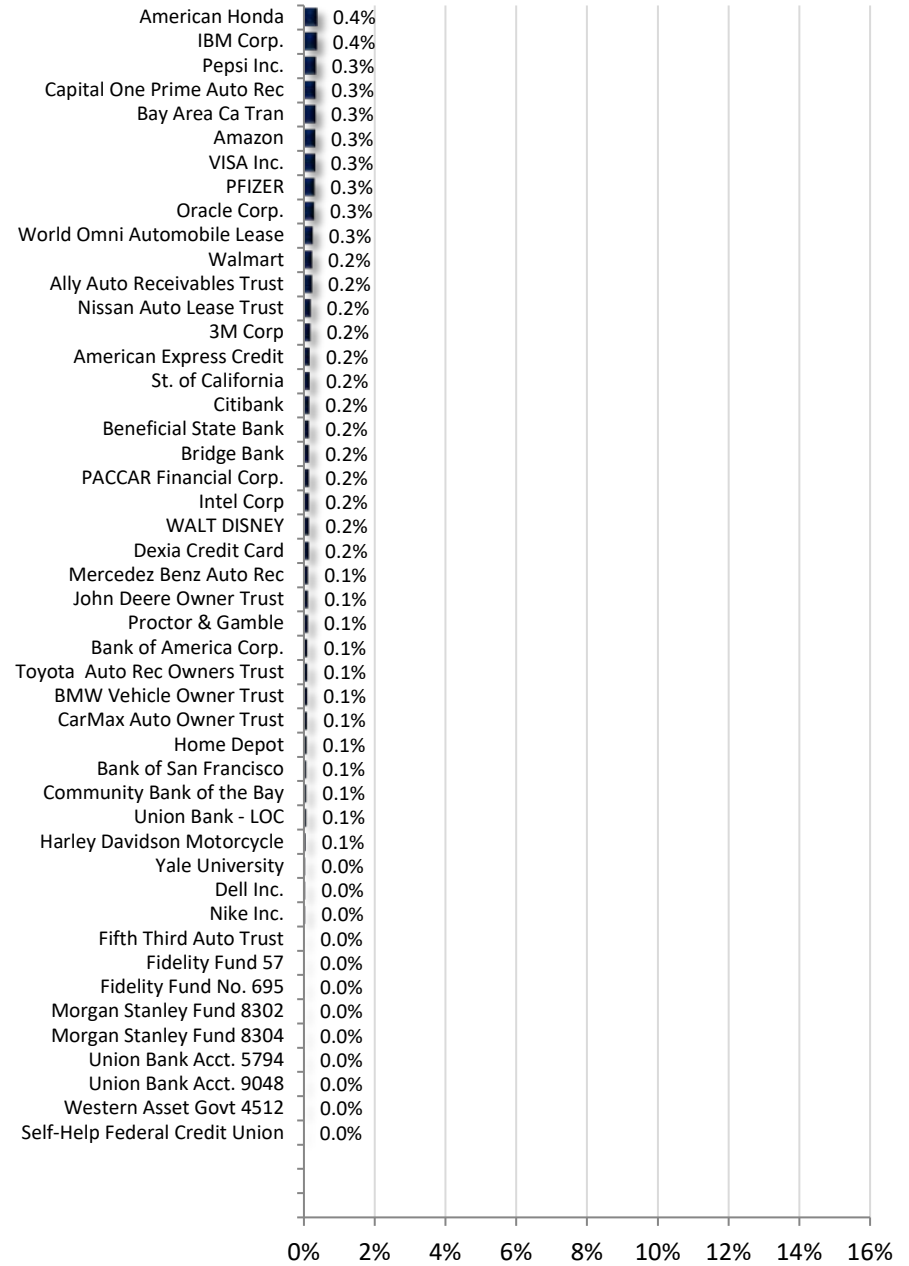
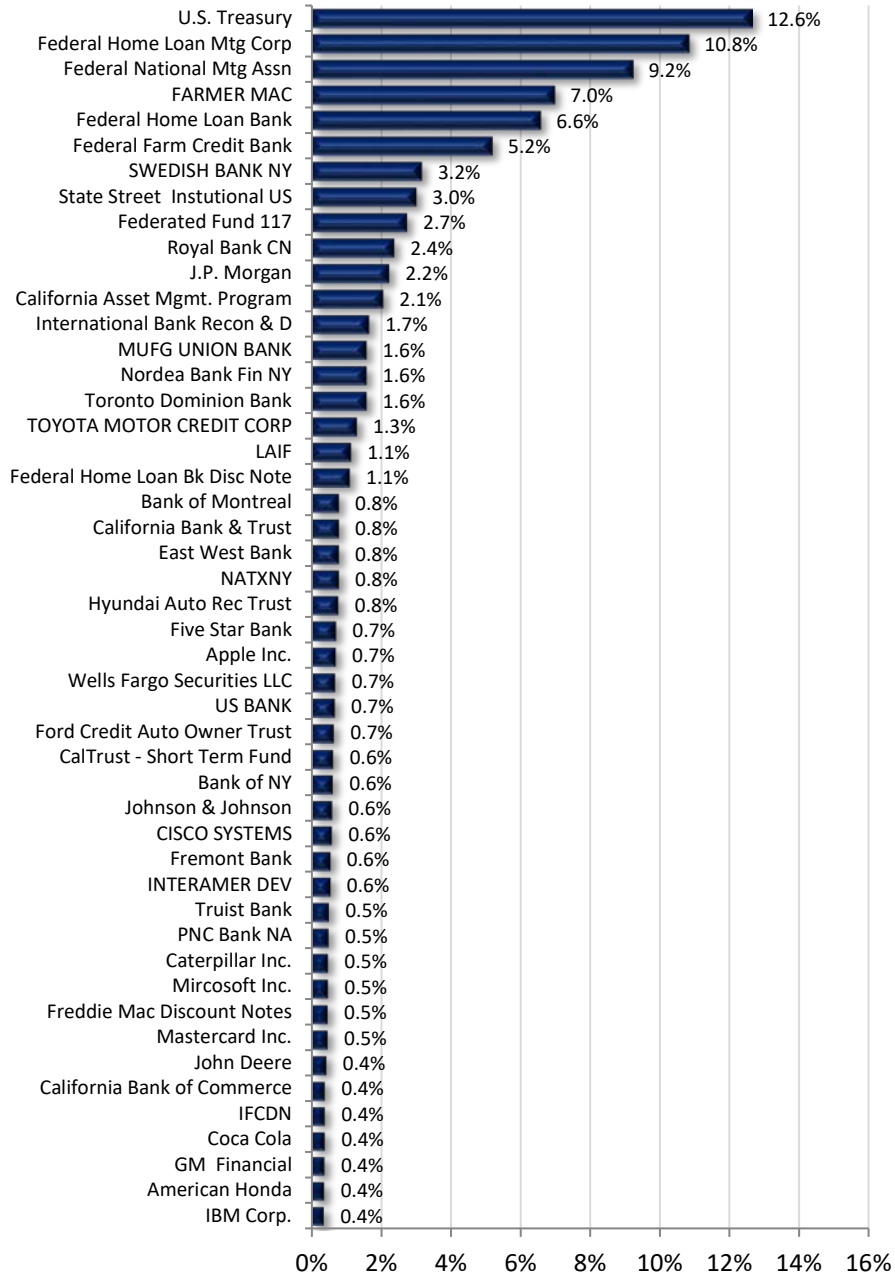
	Jul	Aug	Sep	Oct	Nov	Dec	Jan	Feb	Mar	Apr	May	Jun
Month-End Book Yield	1.45%											
Benchmark	1.30%											
Variance	0.15%											

Benchmark: ICE BofAML Indices 30MMA 10% 1-5yr Tsy, 35% 1-5yr Agy, 5% 1-5yr A-AAA Ex Yankee Corp, and 6MMA 10% 0-1yr Tsy, 20% 0-1yr Agy, 20% 0-1yr A-AAA Corp

Holdings Allocation by Issuer

County of Alameda

7/31/2020



**Alameda County Investment Pool
Portfolio Management
Portfolio Summary
July 31, 2020**

Investments	Par Value	Market Value	Book Value	% of Portfolio	Days to Maturity	YTM 365 Equiv.
Non-Negotiable CDs	185,170,000.00	185,170,000.00	185,170,000.00	2.94	188	1.240
Local Agency Investment Funds	72,000,000.00	72,000,000.00	72,000,000.00	1.14	1	1.080
Joint Powers Authority	170,000,000.00	170,000,000.00	170,000,000.00	2.70	1	0.474
Money Market Mutual Funds	368,000,000.00	368,000,000.00	368,000,000.00	5.84	1	0.109
Money Market Bank Accounts	57,000,000.00	57,000,000.00	57,000,000.00	0.90	1	1.661
Negotiable CDs	750,000,000.00	750,635,000.00	750,000,000.00	11.90	94	0.927
Corporate Notes	785,711,000.00	807,424,764.21	788,457,293.85	12.51	679	2.056
Washington Supranational Obligation	165,000,000.00	169,100,750.00	164,267,872.60	2.61	1,138	2.046
Commercial Paper Disc. -Amortizing	150,000,000.00	149,932,000.00	149,300,902.78	2.37	84	0.858
Agency Bullets (Aaa/AA+)	1,651,710,000.00	1,709,640,186.10	1,649,985,694.92	26.18	946	1.754
Federal Agency Disc. -Amortizing	100,000,000.00	99,984,000.00	99,942,588.89	1.59	67	0.128
Treasury Notes and Bonds	800,000,000.00	822,908,000.00	796,785,156.39	12.64	747	1.691
Agency Callables (Aaa/AA+)	795,805,000.00	798,592,719.10	795,407,516.67	12.62	1,274	1.380
Asset Backed Securities	224,119,099.04	228,505,332.56	223,977,923.58	3.55	1,118	1.894
Municipal Bonds	31,000,000.00	32,424,670.00	31,629,250.00	0.50	1,136	1.678
	6,305,515,099.04	6,421,317,421.97	6,301,924,199.68	100.00%	683	1.449

Total Earnings	July 31 Month Ending	Fiscal Year To Date
Current Year	9,863,488.41	9,863,488.41
Average Daily Balance	6,710,931,401.46	6,710,931,401.46
Effective Rate of Return	1.73%	1.73%

Henry C. Levy, Treasurer - Tax Collector

Reporting period 07/01/2020-07/31/2020

Run Date: 08/26/2020 - 15:14

Portfolio POOL
RC
PM (PRF_PM1) 7.3.0
Report Ver. 7.3.6.1

**Alameda County Investment Pool
Portfolio Management
Portfolio Details - Investments
July 31, 2020**

CUSIP	Investment #	Issuer	Average Balance	Purchase Date	Par Value	Market Value	Book Value	Stated Rate	YTM 365	Days to Maturity	Maturity Date
Non-Negotiable CDs											
SYS12128	12128	Five Star Bank		05/06/2020	10,000,000.00	10,000,000.00	10,000,000.00	1.648	0.507	93	11/02/2020
SYS12004	12004	Bank of San Francisco		02/04/2020	5,000,000.00	5,000,000.00	5,000,000.00	2.000	2.028	2	08/03/2020
SYS12085	12085	Bridge Bank		04/03/2020	10,000,000.00	10,000,000.00	10,000,000.00	1.500	1.521	61	10/01/2020
SYS12086	12086	Beneficial State Bank		04/03/2020	10,000,000.00	10,000,000.00	10,000,000.00	1.500	1.521	61	10/01/2020
SYS12117	12117	California Bank & Trust		04/28/2020	30,000,000.00	30,000,000.00	30,000,000.00	1.000	1.014	211	02/28/2021
SYS12027	12027	Community Bank of the Bay		03/09/2020	5,000,000.00	5,000,000.00	5,000,000.00	1.200	1.217	37	09/07/2020
SYS12152	12152	California Bank of Commerce		05/29/2020	15,000,000.00	15,000,000.00	15,000,000.00	1.000	1.014	303	05/31/2021
SYS12154	12154	California Bank of Commerce		05/30/2020	10,000,000.00	10,000,000.00	10,000,000.00	1.000	1.014	302	05/30/2021
SYS11904	11904	East West Bank		11/12/2019	35,000,000.00	35,000,000.00	35,000,000.00	1.850	1.876	103	11/12/2020
SYS12121	12121	East West Bank		04/29/2020	15,000,000.00	15,000,000.00	15,000,000.00	0.700	0.710	271	04/29/2021
SYS12126	12126	Fremont Bank		04/30/2020	35,000,000.00	35,000,000.00	35,000,000.00	1.000	1.014	272	04/30/2021
SYS12035	12035	Self-Help Federal Credit Union		03/13/2020	170,000.00	170,000.00	170,000.00	1.250	1.267	224	03/13/2021
SYS12098	12098	Union Bank - LOC		04/16/2020	5,000,000.00	5,000,000.00	5,000,000.00	2.000	2.028	258	04/16/2021
Subtotal and Average			185,170,000.00		185,170,000.00	185,170,000.00	185,170,000.00	1.240	1.188		
Local Agency Investment Funds											
SYS10285	10285	LAIF		07/01/2018	72,000,000.00	72,000,000.00	72,000,000.00	1.080	1.080	1	
Subtotal and Average			72,000,000.00		72,000,000.00	72,000,000.00	72,000,000.00	1.080	1.080	1	
Joint Powers Authority											
SYS10470	10470	California Asset Mgmt. Program		07/01/2018	130,000,000.00	130,000,000.00	130,000,000.00	0.370	0.370	1	
SYS10472	10472	CalTrust - Short Term Fund		07/01/2018	40,000,000.00	40,000,000.00	40,000,000.00	0.810	0.810	1	
Subtotal and Average			170,000,000.00		170,000,000.00	170,000,000.00	170,000,000.00	0.474	1		
Money Market Mutual Funds											
608919718	11093	Federated Fund 117		07/01/2018	173,000,000.00	173,000,000.00	173,000,000.00	0.110	0.110	1	
316175504	10274	Fidelity Fund No. 695		07/01/2018	1,000,000.00	1,000,000.00	1,000,000.00	0.030	0.030	1	
316175108	11090	Fidelity Fund 57		07/01/2018	1,000,000.00	1,000,000.00	1,000,000.00	0.030	0.030	1	
61747C707	10280	Morgan Stanley Fund 8302		07/01/2018	1,000,000.00	1,000,000.00	1,000,000.00	0.050	0.050	1	
61747C582	11089	Morgan Stanley Fund 8304		07/01/2018	1,000,000.00	1,000,000.00	1,000,000.00	0.020	0.020	1	
SYS12009	12009	State Street Institutional US		02/11/2020	190,000,000.00	190,000,000.00	190,000,000.00	0.110	0.110	1	
52470G791	10318	Western Asset Govt 4512		07/01/2018	1,000,000.00	1,000,000.00	1,000,000.00	0.050	0.050	1	
Subtotal and Average			138,161,290.32		368,000,000.00	368,000,000.00	368,000,000.00	0.109	1		

**Alameda County Investment Pool
Portfolio Management
Portfolio Details - Investments
July 31, 2020**

CUSIP	Investment #	Issuer	Average Balance	Purchase Date	Par Value	Market Value	Book Value	Stated Rate	YTM 365	Days to Maturity	Maturity Date
Money Market Bank Accounts											
SYS12169	12169	Five Star Bank		06/17/2020	35,000,000.00	35,000,000.00	35,000,000.00	1.648	1.648	1	
SYS10286	10286	California Bank & Trust		07/01/2018	20,000,000.00	20,000,000.00	20,000,000.00	1.750	1.750	1	
SYS10290	10290	Union Bank Acct. 5794		07/01/2018	1,000,000.00	1,000,000.00	1,000,000.00	1.000	1.000	1	
SYS10291	10291	Union Bank Acct. 9048		07/01/2018	1,000,000.00	1,000,000.00	1,000,000.00	1.000	1.000	1	
Subtotal and Average			57,000,000.00		57,000,000.00	57,000,000.00	57,000,000.00		1.661	1	
Negotiable CDs											
06367BJU4	12034	Bank of Montreal		03/13/2020	50,000,000.00	50,145,000.00	50,000,000.00	1.250	1.267	101	11/10/2020
62478U4M5	12107	MUFG UNION BANK		04/24/2020	50,000,000.00	50,067,000.00	50,000,000.00	0.560	0.568	114	11/23/2020
62478U4N3	12118	MUFG UNION BANK		04/29/2020	50,000,000.00	50,021,500.00	50,000,000.00	0.450	0.456	47	09/17/2020
63873QDN1	11979	NATXNY		01/22/2020	50,000,000.00	50,043,000.00	50,000,000.00	1.750	1.774	18	08/19/2020
65558TTU9	11991	Nordea Bank Fin NY		01/30/2020	50,000,000.00	50,011,000.00	50,000,000.00	1.670	1.693	4	08/05/2020
65558TTW5	11994	Nordea Bank Fin NY		01/30/2020	50,000,000.00	50,101,500.00	50,000,000.00	1.670	1.693	46	09/16/2020
78012URV3	12110	Royal Bank CN		04/24/2020	50,000,000.00	50,000,000.00	50,000,000.00	0.660	0.669	200	02/17/2021
78012UVW2	12125	Royal Bank CN		04/30/2020	50,000,000.00	50,071,500.00	50,000,000.00	0.470	0.477	186	02/03/2021
78012UWU5	12174	Royal Bank CN		06/22/2020	50,000,000.00	50,033,000.00	50,000,000.00	0.320	0.324	228	03/17/2021
87019VB22	11996	SWEDISH BANK NY		01/31/2020	50,000,000.00	50,062,000.00	50,000,000.00	1.710	1.734	27	08/28/2020
87019VE29	12120	SWEDISH BANK NY		04/28/2020	50,000,000.00	50,030,500.00	50,000,000.00	0.510	0.517	60	09/30/2020
87019VE45	12122	SWEDISH BANK NY		04/30/2020	50,000,000.00	50,014,000.00	50,000,000.00	0.420	0.426	32	09/02/2020
87019VG76	12175	SWEDISH BANK NY		06/23/2020	50,000,000.00	50,020,000.00	50,000,000.00	0.300	0.304	181	01/29/2021
89114NFU4	11980	Toronto Dominion Bank		01/22/2020	50,000,000.00	50,011,000.00	50,000,000.00	1.720	1.744	4	08/05/2020
89114NLL7	12159	Toronto Dominion Bank		06/04/2020	50,000,000.00	50,004,000.00	50,000,000.00	0.250	0.253	156	01/04/2021
Subtotal and Average			966,129,032.26		750,000,000.00	750,635,000.00	750,000,000.00		0.927	94	
Corporate Notes											
037833CC2	11060	Apple Inc.		08/04/2016	5,000,000.00	5,058,100.00	4,993,050.00	1.550	1.579	368	08/04/2021
037833DM9	11851	Apple Inc.		09/11/2019	3,000,000.00	3,159,930.00	2,993,160.00	1.800	1.848	1,502	09/11/2024
037833DL1	11852	Apple Inc.		09/11/2019	1,000,000.00	1,029,430.00	999,830.00	1.700	1.706	771	09/11/2022
037833DM9	11943	Apple Inc.		12/12/2019	9,000,000.00	9,479,790.00	8,918,370.00	1.800	2.001	1,502	09/11/2024
037833BS8	12053	Apple Inc.		03/20/2020	6,861,000.00	6,918,220.74	6,884,241.64	2.250	2.063	206	02/23/2021
037833DJ6	12055	Apple Inc.		03/20/2020	9,875,000.00	9,925,658.75	9,817,922.50	2.000	2.906	104	11/13/2020
037833DT4	12133	Apple Inc.		05/11/2020	5,000,000.00	5,138,250.00	4,991,050.00	1.125	1.162	1,744	05/11/2025
0037833DV9	12134	Apple Inc.		05/11/2020	5,000,000.00	4,986,400.00	4,986,400.00	0.750	0.842	1,013	05/11/2023
0258M0EB1	12031	American Express Credit		03/12/2020	11,137,000.00	11,284,565.25	11,240,239.99	2.250	1.432	277	05/05/2021
023135BQ8	12162	Amazon		06/10/2020	5,000,000.00	5,073,850.00	4,996,127.78	0.800	0.819	1,767	06/03/2025

**Alameda County Investment Pool
Portfolio Management
Portfolio Details - Investments
July 31, 2020**

CUSIP	Investment #	Issuer	Average Balance	Purchase Date	Par Value	Market Value	Book Value	Stated Rate	YTM 365	Days to Maturity	Maturity Date
Corporate Notes											
023135BQ8	12163	Amazon		06/10/2020	5,000,000.00	5,073,850.00	4,994,527.78	0.800	0.826	1,767	06/03/2025
023135BQ8	12166	Amazon		06/11/2020	10,000,000.00	10,147,700.00	9,992,477.78	0.800	0.819	1,767	06/03/2025
06051GGS2	11882	Bank of America Corp.		10/29/2019	7,000,000.00	7,021,560.00	7,010,710.00	2.328	2.246	426	10/01/2021
06406RAK3	12093	Bank of NY		04/08/2020	16,301,000.00	16,835,509.79	16,380,345.12	1.950	1.845	752	08/23/2022
06406HBY4	12127	Bank of NY		05/05/2020	15,493,000.00	16,013,719.73	16,072,309.09	3.550	1.120	418	09/23/2021
06406RAL1	12153	Bank of NY		06/01/2020	6,540,000.00	6,949,534.80	6,862,541.90	2.100	1.001	1,545	10/24/2024
14913Q3A5	11839	Caterpillar Inc.		09/06/2019	6,000,000.00	6,186,180.00	5,991,660.00	1.900	1.948	766	09/06/2022
14913Q3C1	11971	Caterpillar Inc.		01/13/2020	15,000,000.00	15,534,900.00	14,993,100.00	1.950	1.967	839	11/18/2022
14913Q3C1	12032	Caterpillar Inc.		03/12/2020	5,000,000.00	5,178,300.00	5,071,600.00	1.950	1.404	839	11/18/2022
14913Q2N8	12040	Caterpillar Inc.		03/17/2020	4,515,000.00	4,653,745.95	4,601,123.63	3.150	1.890	402	09/07/2021
17275RBD3	11575	CISCO SYSTEMS		10/11/2018	10,000,000.00	10,077,100.00	9,779,300.00	2.200	3.180	211	02/28/2021
17275RBJ0	11782	CISCO SYSTEMS		06/27/2019	9,000,000.00	9,153,360.00	8,967,870.00	1.850	2.014	415	09/20/2021
17275RBJ0	12054	CISCO SYSTEMS		03/20/2020	2,455,000.00	2,496,833.20	2,436,170.15	1.850	2.374	415	09/20/2021
17275RBD3	12070	CISCO SYSTEMS		03/25/2020	16,501,000.00	16,628,222.71	16,281,536.70	2.200	3.855	211	02/28/2021
17325FAY4	11883	Citibank		10/29/2019	10,000,000.00	10,185,900.00	10,118,600.00	2.844	2.369	657	05/20/2022
24422ETB5	12059	John Deere		03/20/2020	9,707,000.00	9,728,743.68	9,684,698.17	2.450	3.070	41	09/11/2020
24422EVA4	12091	John Deere		04/07/2020	18,000,000.00	18,525,960.00	18,017,820.00	1.950	1.903	681	06/13/2022
24422EVH9	12157	Dell Inc.		06/04/2020	3,000,000.00	3,031,530.00	2,997,540.00	0.700	0.727	1,068	07/05/2023
254687FN1	12066	WALT DISNEY		03/23/2020	5,000,000.00	5,590,350.00	4,997,254.44	3.350	3.360	1,696	03/24/2025
254687FJ0	12075	WALT DISNEY		03/27/2020	5,000,000.00	5,117,400.00	4,960,158.33	1.650	2.038	761	09/01/2022
437076BL5	12056	Home Depot		03/20/2020	4,217,000.00	4,260,941.14	4,245,945.02	2.000	2.249	243	04/01/2021
437076BL5	12077	Home Depot		03/30/2020	1,546,000.00	1,562,109.32	1,545,072.40	2.000	2.061	243	04/01/2021
02665WDF5	11914	American Honda		11/21/2019	10,000,000.00	10,271,400.00	9,996,600.00	1.950	1.966	657	05/20/2022
02665WCA7	12028	American Honda		03/12/2020	5,000,000.00	5,229,100.00	5,153,500.00	2.600	1.427	837	11/16/2022
02665WDH1	12029	American Honda		03/12/2020	3,000,000.00	3,112,920.00	3,041,700.00	1.950	1.498	1,012	05/10/2023
02665WDH1	12030	American Honda		03/12/2020	5,500,000.00	5,707,020.00	5,577,825.00	1.950	1.490	1,012	05/10/2023
459200JX0	11890	IBM Corp.		10/31/2019	6,674,000.00	6,813,953.78	6,813,953.78	2.850	1.997	650	05/13/2022
459200JX0	11891	IBM Corp.		10/31/2019	10,000,000.00	10,208,900.00	10,208,900.00	2.850	2.000	650	05/13/2022
459200JX0	11931	IBM Corp.		11/27/2019	3,650,000.00	3,726,248.50	3,726,248.50	2.850	1.976	650	05/13/2022
44932HAK95	12050	IBM Corp.		03/20/2020	2,437,000.00	2,462,539.76	2,443,555.53	3.450	3.039	121	11/30/2020
458140BP4	12069	Intel Corp		03/25/2020	10,000,000.00	11,251,900.00	9,984,500.00	3.400	3.434	1,697	03/25/2025
24422EVG1	12156	John Deere Owner Trust		06/04/2020	7,000,000.00	7,026,460.00	6,998,530.00	0.550	0.560	703	07/05/2022
478160BS2	10927	Johnson & Johnson		03/01/2016	2,000,000.00	2,011,100.00	2,000,000.00	1.650	1.650	212	03/01/2021
478160CD4	11226	Johnson & Johnson		03/03/2017	11,000,000.00	11,349,140.00	10,970,080.00	2.250	2.308	579	03/03/2022
478160CH5	12046	Johnson & Johnson		03/19/2020	25,000,000.00	25,129,500.00	25,000,000.00	1.950	1.948	101	11/10/2020
46625HNX4	11687	J.P. Morgan		03/29/2019	25,000,000.00	25,088,750.00	24,975,000.00	2.550	2.614	89	10/29/2020

Portfolio POOL
RC
PM (PRF_PM2) 7.3.0

**Alameda County Investment Pool
Portfolio Management
Portfolio Details - Investments
July 31, 2020**

CUSIP	Investment #	Issuer	Average Balance	Purchase Date	Par Value	Market Value	Book Value	Stated Rate	YTM 365	Days to Maturity	Maturity Date
Corporate Notes											
46625HRT9	12094	J.P. Morgan		04/08/2020	8,641,000.00	8,777,354.98	8,676,428.10	2.400	2.041	310	06/07/2021
46623EKG3	12104	J.P. Morgan		04/21/2020	7,371,000.00	7,375,201.47	7,425,600.68	2.295	2.046	379	08/15/2021
191216BT6	12058	Coca Cola		03/20/2020	15,000,000.00	15,056,100.00	14,895,300.00	1.875	3.051	87	10/27/2020
191216CN8	12068	Coca Cola		03/25/2020	10,000,000.00	11,116,500.00	9,991,692.99	2.950	2.968	1,697	03/25/2025
57636QAF1	11737	Mastercard Inc.		04/25/2019	10,000,000.00	10,206,400.00	9,856,500.00	2.000	2.580	477	11/21/2021
57636QAF1	11781	Mastercard Inc.		06/27/2019	20,000,000.00	20,412,800.00	19,982,600.00	2.000	2.037	477	11/21/2021
88579YBA8	11567	3M Corp		09/14/2018	4,000,000.00	4,111,120.00	3,991,800.00	3.000	3.072	409	09/14/2021
88579YAF8	12036	3M Corp		03/16/2020	3,500,000.00	3,612,455.00	3,524,811.50	2.000	1.681	694	06/26/2022
88579YBL4	12078	3M Corp		03/30/2020	4,761,000.00	4,922,540.73	4,738,176.30	1.750	2.003	927	02/14/2023
594918BG8	10819	Mircosoft Inc.		11/03/2015	2,000,000.00	2,005,940.00	1,998,400.00	2.000	2.017	94	11/03/2020
594918BP8	11063	Mircosoft Inc.		08/08/2016	2,000,000.00	2,025,080.00	1,997,900.00	1.550	1.572	372	08/08/2021
594918BP8	11065	Mircosoft Inc.		08/08/2016	7,000,000.00	7,087,780.00	6,992,650.00	1.550	1.572	372	08/08/2021
594918BQ6	11783	Mircosoft Inc.		06/27/2019	4,157,000.00	4,360,485.15	4,160,450.31	2.000	1.979	1,102	08/08/2023
594918AQ7	11836	Mircosoft Inc.		08/30/2019	15,150,000.00	15,769,483.50	15,376,644.00	2.125	1.644	836	11/15/2022
654106AH6	12074	Nike Inc.		03/27/2020	3,000,000.00	3,247,350.00	2,995,920.00	2.400	2.429	1,699	03/27/2025
68389XBK0	12041	Oracle Corp.		03/17/2020	5,000,000.00	5,083,800.00	5,018,727.78	1.900	1.652	410	09/15/2021
68389XBK0	12048	Oracle Corp.		03/19/2020	10,463,000.00	10,638,359.88	10,401,907.71	1.900	2.316	410	09/15/2021
38389XBT1	12082	Oracle Corp.		04/01/2020	3,000,000.00	2,998,890.00	2,998,890.00	2.500	2.508	1,704	04/01/2025
69371RQ66	12006	PACCAR Financial Corp.		02/06/2020	10,000,000.00	10,485,600.00	9,991,900.00	1.800	1.817	1,650	02/06/2025
713448DX3	11333	Pepsi Inc.		10/10/2017	9,000,000.00	9,095,580.00	8,998,200.00	2.000	2.006	257	04/15/2021
713448EQ7	12045	Pepsi Inc.		03/19/2020	2,500,000.00	2,691,850.00	2,498,236.67	2.250	2.265	1,691	03/19/2025
713448EQ7	12047	Pepsi Inc.		03/19/2020	5,000,000.00	5,383,700.00	4,996,450.00	2.250	2.265	1,691	03/19/2025
713448EQ7	12051	Pepsi Inc.		03/20/2020	5,000,000.00	5,383,700.00	4,991,962.50	2.250	2.286	1,691	03/19/2025
717081DZ3	11871	PFIZER		10/16/2019	14,025,000.00	14,406,480.00	14,131,590.00	2.200	1.840	501	12/15/2021
717081EX7	12151	PFIZER		05/28/2020	5,000,000.00	5,084,850.00	4,968,800.00	0.800	0.928	1,761	05/28/2025
742718EQ8	11126	Proctor & Gamble		11/03/2016	5,000,000.00	5,090,500.00	4,989,750.00	1.700	1.743	459	11/03/2021
742718FF1	12071	Proctor & Gamble		03/25/2020	3,000,000.00	3,266,130.00	2,995,231.75	2.450	2.484	1,697	03/25/2025
69353REW4	11826	PNC Bank NA		08/26/2019	3,150,000.00	3,188,619.00	3,153,811.50	2.150	2.075	271	04/29/2021
69353RFE3	11854	PNC Bank NA		09/16/2019	13,216,000.00	13,735,388.80	13,314,327.04	2.450	2.180	726	07/28/2022
69349LAG3	11909	PNC Bank NA		11/15/2019	15,000,000.00	15,718,200.00	15,265,950.00	2.700	2.116	822	11/01/2022
89236TEC5	11916	TOYOTA MOTOR CREDIT CORP		11/22/2019	5,000,000.00	5,178,400.00	5,039,950.00	2.150	1.855	768	09/08/2022
89236TEC5	11917	TOYOTA MOTOR CREDIT CORP		11/22/2019	15,000,000.00	15,535,200.00	15,122,250.00	2.150	1.849	768	09/08/2022
89233P5T9	12072	TOYOTA MOTOR CREDIT CORP		03/26/2020	2,000,000.00	2,084,280.00	1,980,080.00	3.300	3.878	529	01/12/2022
89236TGX7	12081	TOYOTA MOTOR CREDIT CORP		04/01/2020	6,000,000.00	6,614,160.00	5,988,960.00	3.000	3.040	1,704	04/01/2025
89236TGW9	12083	TOYOTA MOTOR CREDIT CORP		04/01/2020	5,000,000.00	5,308,400.00	4,999,450.00	2.900	2.904	971	03/30/2023
07330NAJ4	11944	Truist Bank		12/13/2019	15,000,000.00	15,220,050.00	15,152,385.00	2.850	2.053	243	04/01/2021

Portfolio POOL
RC
PM (PRF_PM2) 7.3.0

**Alameda County Investment Pool
Portfolio Management
Portfolio Details - Investments
July 31, 2020**

CUSIP	Investment #	Issuer	Average Balance	Purchase Date	Par Value	Market Value	Book Value	Stated Rate	YTM 365	Days to Maturity	Maturity Date
Corporate Notes											
89788JAB5	12026	Truist Bank		03/09/2020	10,000,000.00	10,195,600.00	9,993,000.00	1.250	1.274	950	03/09/2023
86787EBE6	12173	Truist Bank		06/22/2020	6,618,000.00	6,892,316.10	6,906,294.79	2.800	0.637	654	05/17/2022
90331HPF4	11935	US BANK		12/09/2019	20,000,000.00	20,769,800.00	19,983,200.00	1.950	1.978	891	01/09/2023
90331HPJ6	12095	US BANK		04/09/2020	22,750,000.00	23,226,612.50	22,809,150.00	1.800	1.651	538	01/21/2022
92826CAB8	11709	VISA Inc.		04/11/2019	10,000,000.00	9,948,500.00	9,948,500.00	2.200	2.515	135	12/14/2020
92826CAB81	12052	VISA Inc.		03/20/2020	10,000,000.00	9,966,100.00	9,966,100.00	2.200	2.667	135	12/14/2020
95000U2B8	11896	Wells Fargo Securities LLC		11/07/2019	15,000,000.00	15,604,050.00	15,173,250.00	2.625	2.183	720	07/22/2022
94988J5N3	11913	Wells Fargo Securities LLC		11/21/2019	13,000,000.00	13,143,130.00	13,108,550.00	2.600	1.862	167	01/15/2021
95001D6U9	12124	Wells Fargo Securities LLC		04/30/2020	5,000,000.00	5,045,850.00	5,000,000.00	2.150	2.150	1,002	04/30/2023
95000U2B8	12135	Wells Fargo Securities LLC		05/11/2020	10,000,000.00	10,402,700.00	10,260,760.00	2.625	1.415	720	07/22/2022
931142DU4	11342	Walmart		10/20/2017	5,000,000.00	5,239,400.00	4,999,600.00	2.350	2.351	866	12/15/2022
931142EA7	11344	Walmart		10/20/2017	5,000,000.00	5,029,800.00	4,992,750.00	1.900	1.947	136	12/15/2020
931142EJ8	11535	Walmart		06/27/2018	3,000,000.00	3,077,190.00	2,999,850.00	3.125	3.127	326	06/23/2021
931142EK5	11536	Walmart		06/27/2018	2,000,000.00	2,171,960.00	1,999,460.00	3.400	3.406	1,059	06/26/2023
98459LAA1	12160	Yale University		06/09/2020	3,000,000.00	3,036,450.00	3,000,000.00	0.873	0.873	1,718	04/15/2025
Subtotal and Average			788,574,065.76		785,711,000.00	807,424,764.21	788,457,293.85		2.056	679	
Washington Supranational Obligation											
45818WCS3	11932	INTERAMER DEV		12/03/2019	10,000,000.00	10,598,100.00	9,991,000.00	1.700	1.719	1,567	11/15/2024
45818WCS3	11950	INTERAMER DEV		12/16/2019	25,000,000.00	26,495,250.00	24,891,000.00	1.700	1.793	1,567	11/15/2024
45905UQ80	11464	International Bank Recon & D		03/27/2018	10,000,000.00	10,047,800.00	9,839,000.00	1.950	2.292	100	11/09/2020
45905UQ80	11538	International Bank Recon & D		06/28/2018	10,000,000.00	10,047,800.00	9,826,900.00	1.950	2.710	100	11/09/2020
459058GH0	11544	International Bank Recon & D		07/25/2018	10,000,000.00	10,243,400.00	9,976,600.00	2.750	2.832	356	07/23/2021
45905UQ80	11555	International Bank Recon & D		08/30/2018	10,000,000.00	10,047,800.00	9,813,622.60	1.950	2.832	100	11/09/2020
459058HP1	11912	International Bank Recon & D		11/20/2019	20,000,000.00	20,080,800.00	19,988,000.00	2.050	2.063	1,565	11/13/2024
459058HP1	11930	International Bank Recon & D		11/27/2019	20,000,000.00	20,080,800.00	19,988,000.00	2.050	2.063	1,565	11/13/2024
45905U5U4	11981	International Bank Recon & D		01/27/2020	10,000,000.00	10,063,100.00	10,000,000.00	1.750	1.750	909	01/27/2023
45905U5U4	11982	International Bank Recon & D		01/27/2020	15,000,000.00	15,094,650.00	15,000,000.00	1.750	1.750	909	01/27/2023
45950VNP7	11974	IFCDN		01/17/2020	25,000,000.00	26,301,250.00	24,953,750.00	1.680	1.719	1,623	01/10/2025
Subtotal and Average			188,463,791.96		165,000,000.00	169,100,750.00	164,267,872.60		2.046	1,138	
Commercial Paper Disc. -Amortizing											
46640PKG7	12119	J.P. Morgan		04/29/2020	50,000,000.00	49,980,500.00	49,900,833.33	0.420	0.427	76	10/16/2020
46640PKG7	12141	J.P. Morgan		05/15/2020	50,000,000.00	49,980,500.00	49,946,527.78	0.250	0.254	76	10/16/2020
89233GLA2	12096	TOYOTA MOTOR CREDIT CORP		04/09/2020	50,000,000.00	49,971,000.00	49,453,541.67	1.830	1.904	101	11/10/2020

**Alameda County Investment Pool
Portfolio Management
Portfolio Details - Investments
July 31, 2020**

CUSIP	Investment #	Issuer	Average Balance	Purchase Date	Par Value	Market Value	Book Value	Stated Rate	YTM 365	Days to Maturity	Maturity Date
Subtotal and Average			386,568,625.90		150,000,000.00	149,932,000.00	149,300,902.78		0.858	84	
Agency Bullets (Aaa/AA+)											
3132X0Q53	11469	FARMER MAC		03/29/2018	10,000,000.00	10,161,700.00	9,995,100.00	2.600	2.617	240	03/29/2021
3132X0U25	11486	FARMER MAC		04/19/2018	30,000,000.00	32,056,200.00	29,982,000.00	2.800	2.813	991	04/19/2023
3132X0U25	11487	FARMER MAC		04/19/2018	40,000,000.00	42,741,600.00	39,976,000.00	2.800	2.813	991	04/19/2023
3132X0U25	11488	FARMER MAC		04/19/2018	30,000,000.00	32,056,200.00	29,982,000.00	2.800	2.813	991	04/19/2023
31422BEV8	11731	FARMER MAC		04/22/2019	50,000,000.00	51,296,500.00	50,000,000.00	2.485	2.485	429	10/04/2021
31422BEX4	11736	FARMER MAC		04/24/2019	50,000,000.00	52,442,500.00	50,000,000.00	2.475	2.475	794	10/04/2022
31422BFL9	11755	FARMER MAC		05/10/2019	25,000,000.00	26,852,500.00	25,000,000.00	2.400	2.400	1,308	03/01/2024
31422BFK1	11756	FARMER MAC		05/10/2019	25,000,000.00	26,927,500.00	25,000,000.00	2.400	2.400	1,369	05/01/2024
31422BJB7	11793	FARMER MAC		07/22/2019	25,000,000.00	26,411,750.00	25,000,000.00	1.970	1.970	1,249	01/02/2024
31422BPC8	11911	FARMER MAC		11/20/2019	20,000,000.00	20,919,400.00	20,000,000.00	1.720	1.720	1,206	11/20/2023
31422BQK9	11955	FARMER MAC		12/20/2019	25,000,000.00	26,365,250.00	24,988,750.00	1.690	1.700	1,511	09/20/2024
31422BQW3	11956	FARMER MAC		12/20/2019	40,000,000.00	41,800,400.00	40,000,000.00	1.740	1.740	1,157	10/02/2023
31422BYV6	12115	FARMER MAC		04/27/2020	35,000,000.00	35,261,450.00	34,979,000.00	0.550	0.569	1,090	07/27/2023
3133EHW58	11374	Federal Farm Credit Bank		11/27/2017	10,000,000.00	10,056,600.00	9,997,100.00	1.900	1.910	118	11/27/2020
3133EKQU3	11778	Federal Farm Credit Bank		06/21/2019	30,000,000.00	31,923,300.00	29,984,700.00	1.950	1.961	1,412	06/13/2024
3133EKTV8	11784	Federal Farm Credit Bank		07/02/2019	12,000,000.00	12,753,120.00	11,998,320.00	1.900	1.903	1,430	07/01/2024
3133EKUA2	11785	Federal Farm Credit Bank		07/02/2019	15,000,000.00	15,607,500.00	14,989,800.00	1.850	1.870	914	02/01/2023
3133EKYJ9	11807	Federal Farm Credit Bank		08/08/2019	15,000,000.00	15,496,650.00	15,111,300.00	1.850	1.595	734	08/05/2022
3133EKZK5	11812	Federal Farm Credit Bank		08/14/2019	20,000,000.00	20,805,200.00	19,992,000.00	1.600	1.610	1,108	08/14/2023
3133EKA63	11814	Federal Farm Credit Bank		08/16/2019	10,000,000.00	10,521,100.00	9,982,800.00	1.600	1.636	1,476	08/16/2024
3133EKM45	11845	Federal Farm Credit Bank		09/09/2019	10,000,000.00	10,271,100.00	9,989,100.00	1.500	1.537	766	09/06/2022
3133EKP67	11855	Federal Farm Credit Bank		09/17/2019	10,000,000.00	10,164,300.00	9,981,600.00	1.625	1.719	412	09/17/2021
3133ELDK7	11945	Federal Farm Credit Bank		12/16/2019	35,000,000.00	35,939,750.00	34,998,145.70	1.630	1.632	683	06/15/2022
3133ELDK7	11946	Federal Farm Credit Bank		12/16/2019	10,000,000.00	10,268,500.00	9,999,470.20	1.630	1.632	683	06/15/2022
3133ELDK7	11947	Federal Farm Credit Bank		12/16/2019	30,000,000.00	30,805,500.00	29,998,410.60	1.630	1.632	683	06/15/2022
3133ELKN3	12001	Federal Farm Credit Bank		01/31/2020	25,000,000.00	25,518,750.00	25,065,000.00	1.550	1.417	545	01/28/2022
3133ELHR8	12002	Federal Farm Credit Bank		01/31/2020	25,000,000.00	25,522,250.00	25,084,750.00	1.600	1.425	538	01/21/2022
3133ELZM9	12140	Federal Farm Credit Bank		05/15/2020	25,000,000.00	25,133,500.00	24,953,572.22	0.500	0.538	1,747	05/14/2025
3130A7CV5	10911	Federal Home Loan Bank		02/18/2016	5,000,000.00	5,034,150.00	4,979,800.00	1.375	1.459	201	02/18/2021
3130A7CV5	10912	Federal Home Loan Bank		02/18/2016	15,000,000.00	15,102,450.00	14,939,400.00	1.375	1.459	201	02/18/2021
3130AABG2	11148	Federal Home Loan Bank		11/30/2016	5,000,000.00	5,115,150.00	4,980,100.00	1.875	1.959	485	11/29/2021
3130AABG2	11149	Federal Home Loan Bank		11/30/2016	5,000,000.00	5,115,150.00	4,980,100.00	1.875	1.959	485	11/29/2021
3130AABG2	11150	Federal Home Loan Bank		11/30/2016	5,000,000.00	5,115,150.00	4,980,100.00	1.875	1.959	485	11/29/2021
3130ACE26	11312	Federal Home Loan Bank		09/08/2017	10,000,000.00	10,019,000.00	9,967,900.00	1.375	1.483	58	09/28/2020

**Alameda County Investment Pool
Portfolio Management
Portfolio Details - Investments
July 31, 2020**

CUSIP	Investment #	Issuer	Average Balance	Purchase Date	Par Value	Market Value	Book Value	Stated Rate	YTM 365	Days to Maturity	Maturity Date
Agency Bullets (Aaa/AA+)											
3130ACE26	11313	Federal Home Loan Bank		09/08/2017	10,000,000.00	10,019,000.00	9,967,900.00	1.375	1.483	58	09/28/2020
3130ACE26	11314	Federal Home Loan Bank		09/08/2017	10,000,000.00	10,019,000.00	9,967,900.00	1.375	1.483	58	09/28/2020
3130AEWA4	11564	Federal Home Loan Bank		09/07/2018	15,000,000.00	15,060,450.00	14,967,750.00	2.625	2.733	61	10/01/2020
3130AEWA4	11565	Federal Home Loan Bank		09/07/2018	15,000,000.00	15,060,450.00	14,967,750.00	2.625	2.733	61	10/01/2020
3130AF5B9	11576	Federal Home Loan Bank		10/12/2018	10,000,000.00	10,343,700.00	9,993,500.00	3.000	3.023	437	10/12/2021
3130AF5B9	11577	Federal Home Loan Bank		10/12/2018	10,000,000.00	10,343,700.00	9,993,500.00	3.000	3.023	437	10/12/2021
3130AGLD5	11786	Federal Home Loan Bank		07/03/2019	15,000,000.00	15,238,050.00	15,014,070.00	1.875	1.827	340	07/07/2021
3130AGWK7	11815	Federal Home Loan Bank		08/16/2019	12,000,000.00	12,585,000.00	11,971,800.00	1.500	2.136	1,475	08/15/2024
3130AGWK7	11816	Federal Home Loan Bank		08/16/2019	20,000,000.00	20,975,000.00	19,953,000.00	1.500	1.549	1,475	08/15/2024
3130AGWK7	11817	Federal Home Loan Bank		08/16/2019	20,000,000.00	20,975,000.00	19,953,000.00	1.500	1.549	1,475	08/15/2024
313380GJ0	11888	Federal Home Loan Bank		10/30/2019	25,000,000.00	25,947,750.00	25,216,250.00	2.000	1.688	769	09/09/2022
313380GJ0	11889	Federal Home Loan Bank		10/30/2019	14,710,000.00	15,267,656.10	14,838,271.20	2.000	1.686	769	09/09/2022
3130AHJY0	11900	Federal Home Loan Bank		11/08/2019	20,000,000.00	20,385,200.00	19,965,800.00	1.625	1.711	475	11/19/2021
3130AHJY0	11901	Federal Home Loan Bank		11/08/2019	30,000,000.00	30,577,800.00	29,948,700.00	1.625	1.711	475	11/19/2021
3130AHSR5	11958	Federal Home Loan Bank		12/20/2019	15,000,000.00	15,309,600.00	14,983,800.00	1.625	1.680	506	12/20/2021
3130AHSR5	11959	Federal Home Loan Bank		12/20/2019	15,000,000.00	15,309,600.00	14,983,800.00	1.625	1.680	506	12/20/2021
3130AHSR5	11960	Federal Home Loan Bank		12/20/2019	9,000,000.00	9,185,760.00	8,990,280.00	1.625	1.680	506	12/20/2021
3130AJ7E3	12020	Federal Home Loan Bank		02/21/2020	14,000,000.00	14,417,200.00	13,974,240.00	1.375	1.438	930	02/17/2023
3130AJ7E3	12023	Federal Home Loan Bank		02/21/2020	15,000,000.00	15,447,000.00	14,972,400.00	1.375	1.438	930	02/17/2023
3137EAEC9	11066	Federal Home Loan Mtg Corp		08/12/2016	10,000,000.00	10,100,500.00	9,949,200.00	1.125	1.230	376	08/12/2021
3137EAEK1	11367	Federal Home Loan Mtg Corp		11/15/2017	10,000,000.00	10,051,500.00	9,990,400.00	1.875	1.908	108	11/17/2020
3137EAEK1	11368	Federal Home Loan Mtg Corp		11/15/2017	10,000,000.00	10,051,500.00	9,990,400.00	1.875	1.908	108	11/17/2020
3137EAEL9	11446	Federal Home Loan Mtg Corp		02/16/2018	10,000,000.00	10,120,700.00	9,973,600.00	2.375	2.467	199	02/16/2021
3137EAEN5	11520	Federal Home Loan Mtg Corp		06/11/2018	15,000,000.00	16,094,400.00	14,918,400.00	2.750	2.867	1,052	06/19/2023
3137EAEP0	12014	Federal Home Loan Mtg Corp		02/14/2020	15,000,000.00	15,757,200.00	14,988,450.00	1.500	1.516	1,656	02/12/2025
3137EAEP0	12015	Federal Home Loan Mtg Corp		02/14/2020	10,000,000.00	10,504,800.00	9,992,300.00	1.500	1.516	1,656	02/12/2025
3137EAER6	12129	Federal Home Loan Mtg Corp		05/07/2020	10,000,000.00	10,041,100.00	9,995,800.00	0.375	0.389	1,007	05/05/2023
3137EAER6	12130	Federal Home Loan Mtg Corp		05/07/2020	20,000,000.00	20,082,200.00	19,991,600.00	0.375	0.389	1,007	05/05/2023
3137EAER6	12131	Federal Home Loan Mtg Corp		05/07/2020	20,000,000.00	20,082,200.00	19,991,600.00	0.375	0.389	1,007	05/05/2023
31422BG53	12179	Federal Home Loan Mtg Corp		06/29/2020	15,000,000.00	15,019,350.00	14,988,000.00	0.350	0.380	1,154	09/29/2023
3137EAET2	12193	Federal Home Loan Mtg Corp		07/23/2020	5,000,000.00	4,994,400.00	4,988,700.00	0.125	0.238	723	07/25/2022
3137EAET2	12194	Federal Home Loan Mtg Corp		07/23/2020	10,000,000.00	9,988,800.00	9,977,400.00	0.125	0.238	723	07/25/2022
3137EAEU9	12195	Federal Home Loan Mtg Corp		07/23/2020	10,000,000.00	9,986,100.00	9,950,200.00	0.625	0.727	1,815	07/21/2025
3135G0S38	11184	Federal National Mtg Assn		01/09/2017	15,000,000.00	15,396,450.00	14,973,150.00	2.000	2.038	522	01/05/2022
3135G0T78	11331	Federal National Mtg Assn		10/06/2017	15,000,000.00	15,601,500.00	14,990,100.00	2.000	2.014	795	10/05/2022
3135G0T78	11332	Federal National Mtg Assn		10/06/2017	10,000,000.00	10,401,000.00	9,993,400.00	2.000	2.014	795	10/05/2022

Portfolio POOL
RC
PM (PRF_PM2) 7.3.0

**Alameda County Investment Pool
Portfolio Management
Portfolio Details - Investments
July 31, 2020**

CUSIP	Investment #	Issuer	Average Balance	Purchase Date	Par Value	Market Value	Book Value	Stated Rate	YTM 365	Days to Maturity	Maturity Date
Agency Bullets (Aaa/AA+)											
3135G0U43	11568	Federal National Mtg Assn		09/14/2018	20,000,000.00	21,639,400.00	19,918,000.00	2.875	2.964	1,137	09/12/2023
3135G0U84	11588	Federal National Mtg Assn		11/01/2018	10,000,000.00	10,066,300.00	9,994,200.00	2.875	2.905	90	10/30/2020
3135G0U92	11644	Federal National Mtg Assn		01/11/2019	10,000,000.00	10,358,800.00	9,992,800.00	2.625	2.650	528	01/11/2022
3135G0U92	11645	Federal National Mtg Assn		01/11/2019	10,000,000.00	10,358,800.00	9,992,800.00	2.625	2.650	528	01/11/2022
3135G0V34	11657	Federal National Mtg Assn		02/08/2019	20,000,000.00	21,558,600.00	19,925,600.00	2.500	2.580	1,283	02/05/2024
3135G0V34	11658	Federal National Mtg Assn		02/08/2019	20,000,000.00	21,558,600.00	19,925,600.00	2.500	2.580	1,283	02/05/2024
3135G0V59	11718	Federal National Mtg Assn		04/12/2019	15,000,000.00	15,538,950.00	14,950,800.00	2.250	2.364	619	04/12/2022
3135G0V75	11788	Federal National Mtg Assn		07/08/2019	20,000,000.00	21,153,600.00	19,924,200.00	1.750	1.830	1,431	07/02/2024
3135G0W33	11840	Federal National Mtg Assn		09/06/2019	20,000,000.00	20,505,000.00	19,930,400.00	1.375	1.494	766	09/06/2022
3135G0W33	11841	Federal National Mtg Assn		09/06/2019	20,000,000.00	20,505,000.00	19,930,400.00	1.375	1.494	766	09/06/2022
3135G0W33	11842	Federal National Mtg Assn		09/06/2019	20,000,000.00	20,505,000.00	19,930,400.00	1.375	1.494	766	09/06/2022
3135G0W66	11872	Federal National Mtg Assn		10/18/2019	20,000,000.00	21,089,600.00	19,965,800.00	1.625	1.661	1,536	10/15/2024
3135G0W66	11875	Federal National Mtg Assn		10/18/2019	25,000,000.00	26,362,000.00	24,957,250.00	1.625	1.661	1,536	10/15/2024
3135G0W66	11876	Federal National Mtg Assn		10/18/2019	25,000,000.00	26,362,000.00	24,957,250.00	1.625	1.661	1,536	10/15/2024
3135G0W66	11918	Federal National Mtg Assn		11/22/2019	25,000,000.00	26,362,000.00	24,939,515.00	1.625	1.677	1,536	10/15/2024
3135G0X24	11969	Federal National Mtg Assn		01/10/2020	20,000,000.00	21,096,800.00	19,936,200.00	1.625	1.692	1,620	01/07/2025
3135G0X24	11970	Federal National Mtg Assn		01/10/2020	20,000,000.00	21,096,800.00	19,936,200.00	1.625	1.692	1,620	01/07/2025
3135G04Q3	12145	Federal National Mtg Assn		05/22/2020	20,000,000.00	20,011,400.00	19,939,800.00	0.250	0.351	1,024	05/22/2023
3135G04Q3	12146	Federal National Mtg Assn		05/22/2020	15,000,000.00	15,008,550.00	14,954,850.00	0.250	0.351	1,024	05/22/2023
3135G04Q3	12147	Federal National Mtg Assn		05/22/2020	15,000,000.00	15,008,550.00	14,954,850.00	0.250	0.351	1,024	05/22/2023
3135G04Z3	12171	Federal National Mtg Assn		06/19/2020	20,000,000.00	20,098,400.00	19,958,600.00	0.500	0.550	1,781	06/17/2025
3135G04Z3	12172	Federal National Mtg Assn		06/19/2020	15,000,000.00	15,073,800.00	14,968,950.00	0.500	0.550	1,781	06/17/2025
3135G05G4	12183	Federal National Mtg Assn		07/10/2020	10,000,000.00	10,000,500.00	9,978,500.00	0.250	0.322	1,073	07/10/2023
Subtotal and Average			1,648,069,143.62		1,651,710,000.00	1,709,640,186.10	1,649,985,694.92	1.754	946		
Federal Agency Disc. -Amortizing											
313384G29	12108	Federal Home Loan Bk Disc Note		04/24/2020	50,000,000.00	49,994,500.00	49,975,833.33	0.120	0.123	46	09/16/2020
313384M48	12109	Federal Home Loan Bk Disc Note		04/24/2020	20,000,000.00	19,995,800.00	19,985,455.56	0.140	0.144	88	10/28/2020
313396M42	12111	Freddie Mac Discount Notes		04/24/2020	30,000,000.00	29,993,700.00	29,981,300.00	0.120	0.123	88	10/28/2020
Subtotal and Average			99,942,588.89		100,000,000.00	99,984,000.00	99,942,588.89	0.128	67		
Treasury Notes and Bonds											
912828VV9	11702	U.S. Treasury		04/09/2019	50,000,000.00	50,076,500.00	49,818,359.40	2.125	2.391	30	08/31/2020
912828F21	11712	U.S. Treasury		04/11/2019	50,000,000.00	51,150,500.00	49,771,484.39	2.125	2.316	425	09/30/2021
912828D1	11744	U.S. Treasury		04/29/2019	50,000,000.00	51,918,000.00	48,093,750.00	1.375	2.304	1,125	08/31/2023

**Alameda County Investment Pool
Portfolio Management
Portfolio Details - Investments
July 31, 2020**

CUSIP	Investment #	Issuer	Average Balance	Purchase Date	Par Value	Market Value	Book Value	Stated Rate	YTM 365	Days to Maturity	Maturity Date
Treasury Notes and Bonds											
912828S92	11791	U.S. Treasury		07/16/2019	50,000,000.00	51,685,500.00	48,804,687.50	1.250	1.867	1,094	07/31/2023
912828S8	11808	U.S. Treasury		08/13/2019	50,000,000.00	51,562,500.00	50,044,921.90	1.625	1.595	760	08/31/2022
912828D1	11832	U.S. Treasury		08/28/2019	50,000,000.00	51,918,000.00	49,966,796.88	1.375	1.392	1,125	08/31/2023
912828S92	11843	U.S. Treasury		09/06/2019	50,000,000.00	51,685,500.00	49,636,718.75	1.250	1.442	1,094	07/31/2023
912828YC8	11844	U.S. Treasury		09/06/2019	50,000,000.00	50,738,500.00	49,974,609.38	1.500	1.526	395	08/31/2021
912828VB3	11862	U.S. Treasury		09/26/2019	50,000,000.00	52,271,500.00	50,253,906.25	1.750	1.605	1,017	05/15/2023
912828Y87	11919	U.S. Treasury		11/22/2019	50,000,000.00	53,140,500.00	50,298,828.15	1.750	1.617	1,460	07/31/2024
912828Y87	11936	U.S. Treasury		12/10/2019	50,000,000.00	53,140,500.00	50,134,765.65	1.750	1.689	1,460	07/31/2024
912828S27	11951	U.S. Treasury		12/16/2019	50,000,000.00	50,451,000.00	49,587,890.64	1.125	1.669	333	06/30/2021
912828A2	11997	U.S. Treasury		01/31/2020	50,000,000.00	50,683,500.00	50,121,093.75	1.625	1.451	333	06/30/2021
912828G53	11998	U.S. Treasury		01/31/2020	50,000,000.00	51,158,000.00	50,437,500.00	1.875	1.389	486	11/30/2021
912828YJ3	11999	U.S. Treasury		01/31/2020	50,000,000.00	50,795,000.00	50,070,312.50	1.500	1.414	425	09/30/2021
912828F6	12000	U.S. Treasury		01/31/2020	50,000,000.00	50,533,000.00	49,769,531.25	1.125	1.421	395	08/31/2021
Subtotal and Average			845,166,582.83		800,000,000.00	822,908,000.00	796,785,156.39		1.691	747	
Agency Callables (Aaa/AA+)											
31422BRL6	11965	FARMER MAC		12/27/2019	25,000,000.00	25,518,750.00	25,000,000.00	1.900	1.900	1,609	12/27/2024
31422BWE6	12042	FARMER MAC		03/18/2020	10,000,000.00	10,001,300.00	10,000,000.00	0.720	0.720	229	03/18/2021
3133EKF27	11827	Federal Farm Credit Bank		08/26/2019	20,000,000.00	20,018,600.00	20,000,000.00	1.850	1.850	755	08/26/2022
3133ELGX6	11975	Federal Farm Credit Bank		01/17/2020	15,000,000.00	15,085,200.00	14,995,500.00	1.580	1.595	530	01/13/2022
3133ELMD3	12008	Federal Farm Credit Bank		02/10/2020	10,000,000.00	10,073,500.00	10,000,000.00	1.600	1.600	923	02/10/2023
3130AHD67	11877	Federal Home Loan Bank		10/22/2019	14,765,000.00	14,811,952.70	14,765,000.00	2.000	2.000	1,537	10/16/2024
3130AHP31	11938	Federal Home Loan Bank		12/11/2019	15,000,000.00	15,028,500.00	15,000,000.00	2.000	2.000	1,593	12/11/2024
3130AHP31	11939	Federal Home Loan Bank		12/11/2019	10,000,000.00	10,019,000.00	10,000,000.00	2.000	2.000	1,593	12/11/2024
3130AHP31	11940	Federal Home Loan Bank		12/11/2019	10,000,000.00	10,019,000.00	10,000,000.00	2.000	2.000	1,593	12/11/2024
3130AHP31	11948	Federal Home Loan Bank		12/16/2019	25,000,000.00	25,047,500.00	25,000,000.00	2.000	2.000	1,593	12/11/2024
3134GBYF3	11308	Federal Home Loan Mtg Corp		07/27/2017	10,000,000.00	10,080,800.00	10,000,000.00	1.800	1.800	179	01/27/2021
3134GTKG7	11750	Federal Home Loan Mtg Corp		05/03/2019	20,000,000.00	20,321,600.00	20,000,000.00	2.600	2.600	1,371	05/03/2024
3134GT3X9	11830	Federal Home Loan Mtg Corp		08/28/2019	15,000,000.00	15,020,400.00	15,000,000.00	2.010	2.010	1,488	08/28/2024
3134GUNE6	11902	Federal Home Loan Mtg Corp		11/12/2019	10,000,000.00	10,040,600.00	10,000,000.00	2.000	2.000	1,564	11/12/2024
3134GUWP1	11929	Federal Home Loan Mtg Corp		11/27/2019	10,000,000.00	10,045,600.00	10,000,000.00	1.800	1.800	1,213	11/27/2023
3134GUWN6	11934	Federal Home Loan Mtg Corp		12/09/2019	25,000,000.00	25,122,250.00	25,000,000.00	1.700	1.700	860	12/09/2022
3134GUVJ6	11941	Federal Home Loan Mtg Corp		12/11/2019	25,000,000.00	25,130,000.00	25,000,000.00	1.800	1.800	1,227	12/11/2023
3134GUB90	11953	Federal Home Loan Mtg Corp		12/18/2019	25,000,000.00	25,049,250.00	25,000,000.00	1.900	1.900	1,143	09/18/2023
3134GUC81	11954	Federal Home Loan Mtg Corp		12/19/2019	25,000,000.00	25,050,500.00	25,000,000.00	1.957	1.957	1,417	06/18/2024

**Alameda County Investment Pool
Portfolio Management
Portfolio Details - Investments
July 31, 2020**

CUSIP	Investment #	Issuer	Average Balance	Purchase Date	Par Value	Market Value	Book Value	Stated Rate	YTM 365	Days to Maturity	Maturity Date
Agency Callables (Aaa/AA+)											
3134GUG53	11966	Federal Home Loan Mtg Corp		12/27/2019	25,000,000.00	25,055,750.00	25,000,000.00	1.846	1.846	1,056	06/23/2023
3134GUH29	11967	Federal Home Loan Mtg Corp		12/30/2019	15,000,000.00	15,095,700.00	15,000,000.00	1.850	1.850	1,244	12/28/2023
31422BUH1	12007	Federal Home Loan Mtg Corp		02/10/2020	10,000,000.00	10,067,400.00	10,000,000.00	1.680	0.487	923	02/10/2023
31422BUS7	12016	Federal Home Loan Mtg Corp		02/18/2020	25,000,000.00	25,454,750.00	25,000,000.00	1.680	1.680	1,662	02/18/2025
3134GVKF4	12100	Federal Home Loan Mtg Corp		04/17/2020	15,000,000.00	15,007,650.00	15,000,000.00	1.200	1.200	1,719	04/16/2025
3134GVKB3	12101	Federal Home Loan Mtg Corp		04/17/2020	25,000,000.00	25,012,750.00	25,000,000.00	1.000	1.000	1,719	04/16/2025
3134VKE7	12105	Federal Home Loan Mtg Corp		04/22/2020	25,000,000.00	25,000,000.00	25,000,000.00	1.050	1.050	1,360	04/22/2024
3134GVMP0	12113	Federal Home Loan Mtg Corp		04/27/2020	25,000,000.00	25,007,500.00	25,000,000.00	0.810	0.810	1,182	10/27/2023
3134GVL7	12114	Federal Home Loan Mtg Corp		04/27/2020	10,000,000.00	10,002,600.00	10,000,000.00	0.800	0.800	1,182	10/27/2023
3134GVPB8	12116	Federal Home Loan Mtg Corp		04/27/2020	15,000,000.00	15,015,600.00	15,000,000.00	0.670	0.670	999	04/27/2023
3134GVPL6	12123	Federal Home Loan Mtg Corp		04/30/2020	15,000,000.00	15,006,450.00	14,995,500.00	0.650	0.659	1,185	10/30/2023
3134GVWQ7	12142	Federal Home Loan Mtg Corp		05/19/2020	10,000,000.00	10,001,700.00	10,000,000.00	0.550	0.550	1,021	05/19/2023
3134GVVT2	12143	Federal Home Loan Mtg Corp		05/19/2020	15,000,000.00	15,000,900.00	15,000,000.00	0.920	0.920	1,752	05/19/2025
3134GVWR5	12144	Federal Home Loan Mtg Corp		05/22/2020	25,000,000.00	25,036,000.00	25,000,000.00	0.625	0.625	1,755	05/22/2025
3134GVK23	12161	Federal Home Loan Mtg Corp		06/10/2020	20,000,000.00	20,005,200.00	20,000,000.00	0.950	0.950	1,774	06/10/2025
3134GVW95	12177	Federal Home Loan Mtg Corp		06/24/2020	10,840,000.00	10,850,406.40	10,840,000.00	0.550	0.550	1,423	06/24/2024
3134GVX29	12178	Federal Home Loan Mtg Corp		06/24/2020	25,000,000.00	25,017,000.00	25,000,000.00	0.640	0.640	1,423	06/24/2024
3134GVY44	12180	Federal Home Loan Mtg Corp		06/29/2020	17,200,000.00	17,208,600.00	17,200,000.00	0.450	0.450	1,245	12/29/2023
3134GV4T2	12182	Federal Home Loan Mtg Corp		07/08/2020	10,000,000.00	10,000,400.00	10,000,000.00	0.550	0.550	1,255	01/08/2024
3134GWAS5	12186	Federal Home Loan Mtg Corp		07/22/2020	10,000,000.00	10,000,900.00	10,000,000.00	0.550	0.550	1,451	07/22/2024
3136G4PK3	11398	Federal National Mtg Assn		12/14/2017	15,000,000.00	15,037,500.00	14,898,600.00	1.750	2.000	58	09/28/2020
3136G05D9	11745	Federal National Mtg Assn		04/29/2019	25,000,000.00	25,112,500.00	24,734,250.00	1.660	2.358	111	11/20/2020
3136G4UA9	11983	Federal National Mtg Assn		01/27/2020	10,000,000.00	10,070,000.00	9,995,000.00	1.700	1.717	909	01/27/2023
3135G03Q4	12106	Federal National Mtg Assn		04/23/2020	15,000,000.00	15,014,400.00	15,000,000.00	1.100	1.115	1,726	04/23/2025
3136G4WJ8	12165	Federal National Mtg Assn		06/11/2020	10,000,000.00	10,017,500.00	10,000,000.00	0.800	0.800	1,775	06/11/2025
3135G04R1	12168	Federal National Mtg Assn		06/16/2020	20,000,000.00	20,004,400.00	19,999,666.67	0.500	0.512	1,027	05/25/2023
3136G4XV0	12181	Federal National Mtg Assn		06/30/2020	15,000,000.00	15,009,000.00	15,000,000.00	0.730	0.730	1,794	06/30/2025
3136G4ZJ5	12184	Federal National Mtg Assn		07/21/2020	10,000,000.00	10,005,700.00	10,000,000.00	0.625	0.625	1,815	07/21/2025
3136G4A86	12185	Federal National Mtg Assn		07/21/2020	8,000,000.00	7,990,160.00	7,984,000.00	0.500	0.541	1,815	07/21/2025
Subtotal and Average			908,800,395.16		795,805,000.00	798,592,719.10	795,407,516.67		1.380	1,274	
Asset Backed Securities											
02008QAB6	11770	Ally Auto Receivables Trust		06/11/2019	2,238,344.09	2,249,423.89	2,238,117.57	2.340	2.300	713	07/15/2022
02007RAC3	11856	Ally Auto Receivables Trust		09/17/2019	9,500,000.00	9,711,185.00	9,499,732.10	1.300	1.283	1,383	05/15/2024
02007TAC9	11942	Ally Auto Receivables Trust		12/11/2019	3,250,000.00	3,315,650.00	3,249,440.35	1.840	1.033	1,414	06/15/2024

**Alameda County Investment Pool
Portfolio Management
Portfolio Details - Investments
July 31, 2020**

CUSIP	Investment #	Issuer	Average Balance	Purchase Date	Par Value	Market Value	Book Value	Stated Rate	YTM 365	Days to Maturity	Maturity Date
Asset Backed Securities											
05588CAC6	11858	BMW Vehicle Owner Trust		09/18/2019	4,500,000.00	4,607,550.00	4,499,395.20	1.920	1.934	1,272	01/25/2024
05588CAB8	11860	BMW Vehicle Owner Trust		09/18/2019	2,211,114.19	2,224,159.76	2,211,067.54	2.050	2.060	662	05/25/2022
14315XAB4	11976	CarMax Auto Owner Trust		01/22/2020	3,500,000.00	3,535,385.00	3,499,766.90	1.300	1.308	989	04/17/2023
14315XAC2	11977	CarMax Auto Owner Trust		01/22/2020	3,000,000.00	2,999,411.40	2,999,411.40	1.300	1.291	1,598	12/16/2024
14042WAC4	11760	Capital One Prime Auto Rec		05/30/2019	3,000,000.00	3,077,760.00	2,999,392.20	2.510	2.533	1,201	11/15/2023
14043TAF3	11859	Capital One Prime Auto Rec		09/18/2019	5,000,000.00	5,123,800.00	4,999,719.00	1.920	1.930	1,383	05/15/2024
14043MAC5	12019	Capital One Prime Auto Rec		02/19/2020	6,000,000.00	6,142,140.00	5,998,724.40	1.600	1.615	1,567	11/15/2024
14043MAC5	12043	Capital One Prime Auto Rec		03/18/2020	7,000,000.00	7,165,830.00	6,883,902.08	1.600	2.360	1,567	11/15/2024
254683CM5	11892	Dexia Credit Card		10/31/2019	9,650,000.00	9,970,090.50	9,647,927.18	1.890	1.907	1,536	10/15/2024
31680YAB3	11752	Fifth Third Auto Trust		05/08/2019	1,251,424.25	1,257,193.32	1,251,355.30	2.660	2.679	653	05/16/2022
34532DAD9	11777	Ford Credit Auto Owner Trust		06/21/2019	9,500,000.00	9,723,535.00	9,498,136.10	2.235	2.255	1,170	10/15/2023
34528DAE3	11800	Ford Credit Auto Owner Trust		07/30/2019	3,200,000.00	3,275,264.00	3,199,557.12	2.270	2.289	836	11/15/2022
34528DAD5	11801	Ford Credit Auto Owner Trust		07/30/2019	10,000,000.00	10,146,900.00	9,998,254.00	2.220	2.188	805	10/15/2022
34531KAD4	11915	Ford Credit Auto Owner Trust		11/22/2019	10,000,000.00	10,256,600.00	9,999,426.00	1.300	1.283	1,322	03/15/2024
34531MAB4	11986	Ford Credit Auto Owner Trust		01/28/2020	4,500,000.00	4,540,545.00	4,499,745.75	2.080	2.094	713	07/15/2022
34531MAD0	11987	Ford Credit Auto Owner Trust		01/28/2020	4,000,000.00	4,066,160.00	3,999,805.60	2.090	2.102	956	03/15/2023
36257FAD2	11726	GM Financial		04/17/2019	4,000,000.00	4,094,320.00	3,999,674.40	2.650	2.668	1,294	02/16/2024
36257FAB6	11727	GM Financial		04/17/2019	886,212.44	888,649.52	886,132.68	2.660	2.681	684	06/16/2022
36257AAD3	11751	GM Financial		05/08/2019	1,750,000.00	1,770,772.50	1,749,939.63	2.670	2.687	597	03/21/2022
36257PAD0	11797	GM Financial		07/24/2019	3,000,000.00	3,072,990.00	2,999,634.60	1.300	1.309	1,354	04/16/2024
38013TAD3	11810	GM Financial		08/14/2019	5,500,000.00	5,574,525.00	5,499,393.35	2.030	1.973	688	06/20/2022
38013TAE1	11811	GM Financial		08/14/2019	2,500,000.00	2,550,025.00	2,499,765.00	2.030	1.988	1,083	07/20/2023
36258NAC6	11972	GM Financial		01/15/2020	2,500,000.00	2,561,175.00	2,499,411.25	1.840	1.858	1,507	09/16/2024
36258NAB8	11973	GM Financial		01/15/2020	1,293,669.16	1,303,526.92	1,293,613.66	1.830	1.840	899	01/17/2023
36259KAD9	12018	GM Financial		02/19/2020	2,750,000.00	2,791,415.00	2,749,752.50	1.670	1.622	871	12/20/2022
44932NAB6	11703	Hyundai Auto Rec Trust		04/10/2019	700,478.76	703,511.84	700,477.71	2.670	2.685	501	12/15/2021
44932NAD2	11706	Hyundai Auto Rec Trust		04/10/2019	3,000,000.00	3,075,480.00	2,999,605.20	2.660	2.630	1,048	06/15/2023
43815NAC8	11829	Hyundai Auto Rec Trust		08/27/2019	4,750,000.00	4,848,515.00	4,749,960.58	1.780	1.787	1,109	08/15/2023
44891JAC2	11894	Hyundai Auto Rec Trust		11/06/2019	3,500,000.00	3,585,610.00	3,499,838.65	1.940	1.950	1,293	02/15/2024
44891JAB4	11895	Hyundai Auto Rec Trust		11/06/2019	1,866,669.61	1,878,970.96	1,866,554.07	1.930	1.942	713	07/15/2022
43813VAC2	11923	Hyundai Auto Rec Trust		11/26/2019	13,500,000.00	13,860,045.00	13,497,594.30	1.830	1.846	1,265	01/18/2024
43813VAB4	11924	Hyundai Auto Rec Trust		11/26/2019	12,000,000.00	12,104,160.00	11,999,258.40	1.860	1.872	686	06/18/2022
43813RAC1	12024	Hyundai Auto Rec Trust		02/26/2020	10,000,000.00	10,249,000.00	9,998,040.00	1.610	1.625	1,360	04/22/2024
41284WAB6	11780	Harley Davidson Motorcycle		06/26/2019	1,206,448.46	1,211,382.83	1,206,433.38	2.370	2.383	652	05/15/2022
41284UAD6	11988	Harley Davidson Motorcycle		01/29/2020	2,775,000.00	2,835,384.00	2,774,394.77	1.870	1.887	1,536	10/15/2024
477870AC3	11798	John Deere Owner Trust		07/24/2019	1,250,000.00	1,282,850.00	1,249,734.63	2.210	2.107	1,231	12/15/2023

Portfolio POOL
RC
PM (PRF_PM2) 7.3.0

**Alameda County Investment Pool
Portfolio Management
Portfolio Details - Investments
July 31, 2020**

CUSIP	Investment #	Issuer	Average Balance	Purchase Date	Par Value	Market Value	Book Value	Stated Rate	YTM 365	Days to Maturity	Maturity Date
Asset Backed Securities											
58769TAD7	11861	Mercedes Benz Auto Rec		09/25/2019	8,250,000.00	8,453,610.00	8,248,863.98	1.940	1.954	1,322	03/15/2024
65479NAB0	11984	Nissan Auto Lease Trust		01/27/2020	8,000,000.00	8,068,960.00	7,999,554.40	1.800	1.811	653	05/16/2022
65479NAD6	11985	Nissan Auto Lease Trust		01/27/2020	4,750,000.00	4,824,527.50	4,749,662.75	1.800	1.813	653	05/16/2022
89233MAD5	11905	Toyota Auto Rec Owners Trust		11/13/2019	7,000,000.00	7,175,980.00	6,999,494.60	1.920	1.931	1,263	01/16/2024
98162GAD4	11820	World Omni Automobile Lease		08/21/2019	4,800,000.00	4,903,296.00	4,799,216.16	2.030	2.049	836	11/15/2022
98162RAB4	11906	World Omni Automobile Lease		11/14/2019	6,039,738.08	6,089,445.12	6,039,536.96	1.960	1.970	928	02/15/2023
98162HAC4	12010	World Omni Automobile Lease		02/12/2020	5,250,000.00	5,358,622.50	5,249,510.18	1.700	1.712	897	01/15/2023
Subtotal and Average			225,256,634.76		224,119,099.04	228,505,332.56	223,977,923.58		1.894	1,118	
Municipal Bonds											
072024WP3	12038	Bay Area Ca Tran		03/17/2020	10,000,000.00	10,521,800.00	10,264,600.00	2.254	1.570	1,339	04/01/2024
072024WP3	12039	Bay Area Ca Tran		03/17/2020	10,000,000.00	10,521,800.00	10,264,600.00	2.254	1.575	1,339	04/01/2024
13063DRJ9	11878	St. of California		10/24/2019	5,000,000.00	5,296,050.00	5,100,050.00	2.400	1.870	1,156	10/01/2023
13032UUZ9	11920	St. of California		11/25/2019	2,000,000.00	2,043,500.00	2,000,000.00	1.893	1.880	669	06/01/2022
13032UUY2	11921	St. of California		11/25/2019	4,000,000.00	4,041,520.00	4,000,000.00	1.896	1.875	304	06/01/2021
Subtotal and Average			31,629,250.00		31,000,000.00	32,424,670.00	31,629,250.00		1.678	1,136	
Total and Average			6,710,931,401.46		6,305,515,099.04	6,421,317,421.97	6,301,924,199.68		1.449	683	

**Alameda County Investment Pool
Transaction Activity Report
July 1, 2020 - July 31, 2020
Sorted by Fund - Transaction Date
All Funds**

Investment #	Fund	CUSIP	Inv Descrip	TransactionType	TransactionDate	Issuer	New Principal	Principal Paydowns	Interest	Total Cash
12073	100	89233GG18	TOYOTA DISC NOTE	Redemption	07/01/2020	TOYOTA MOTOR		50,000,000.00		50,000,000.00
11784	100	3133EKTV8	FEDERAL FARM CR	Interest	07/01/2020	Federal Farm Credit			114,000.00	114,000.00
10470	100	SYS10470	CAMP 0.24%	Interest	07/01/2020	California Asset Mgm			89,263.60	89,263.60
11788	100	3135G0V75	FNMA 1.75% MAT	Interest	07/02/2020	Federal National Mtg			175,000.00	175,000.00
11793	100	31422BJB7	FAMCA 1.97% MAT	Interest	07/02/2020	FARMER MAC			246,250.00	246,250.00
12086	100	SYS12086	BSB 1.5% MAT	Interest	07/03/2020	Beneficial State Ban			12,500.00	12,500.00
10472	100	SYS10472	CTRSTF 0.1%	Interest	07/03/2020	CalTrust - Short Ter			35,626.37	35,626.37
12004	100	SYS12004	BANKSF 2.0% MAT	Interest	07/04/2020	Bank of San Francisc			8,333.33	8,333.33
11184	100	3135G0S38	FEDERAL NATL MTG	Interest	07/05/2020	Federal National Mtg			150,000.00	150,000.00
12087	100	3134GVJG4	FEDERAL HOME LN	Redemption	07/06/2020	Federal Home Loan		15,000,000.00		15,000,000.00
12088	100	3134GVJG4	FEDERAL HOME LN	Redemption	07/06/2020	Federal Home Loan		15,000,000.00		15,000,000.00
12089	100	3134GVJG4	FEDERAL HOME LN	Redemption	07/06/2020	Federal Home Loan		15,000,000.00		15,000,000.00
12092	100	3134GVJN9	FEDERAL HOME LN	Redemption	07/06/2020	Federal Home Loan		15,000,000.00		15,000,000.00
12087	100	3134GVJG4	FEDERAL HOME LN	Interest	07/06/2020	Federal Home Loan			43,125.00	43,125.00
12088	100	3134GVJG4	FEDERAL HOME LN	Interest	07/06/2020	Federal Home Loan			43,125.00	43,125.00
12089	100	3134GVJG4	FEDERAL HOME LN	Interest	07/06/2020	Federal Home Loan			43,125.00	43,125.00
12092	100	3134GVJN9	FEDERAL HOME LN	Interest	07/06/2020	Federal Home Loan			44,000.00	44,000.00
12128	100	SYS12128	5STAR 0.5% MAT	Interest	07/06/2020	Five Star Bank			4,166.67	4,166.67
11786	100	3130AGLD5	FHLB 1.875% MAT	Interest	07/07/2020	Federal Home Loan			140,625.00	140,625.00
11969	100	3135G0X24	FEDERAL NATL MTG	Interest	07/07/2020	Federal National Mtg			159,791.67	159,791.67
11970	100	3135G0X24	FEDERAL NATL MTG	Interest	07/07/2020	Federal National Mtg			159,791.67	159,791.67
12182	100	3134GV4T2	FEDERAL HOME LN	Purchase	07/08/2020	Federal Home Loan	10,000,000.00			-10,000,000.00
11927	100	06417MFF7	BNS 1.85% MAT	Redemption	07/08/2020	Bank of Nova Scotia		50,000,000.00		50,000,000.00
12037	100	89233GG83	TOYOTA DISC NOTE	Redemption	07/08/2020	TOYOTA MOTOR		50,000,000.00		50,000,000.00
11927	100	06417MFF7	BNS 1.85% MAT	Interest	07/08/2020	Bank of Nova Scotia			578,125.00	578,125.00
12027	100	SYS12027	CBB 1.85% MAT	Interest	07/09/2020	Community Bank of th			5,000.00	5,000.00
12183	100	3135G05G4	FEDERAL NATL MTG	Purchase	07/10/2020	Federal National Mtg	9,978,500.00			-9,978,500.00
11974	100	45950VNP7	IFCDN 1.68% MAT	Interest	07/10/2020	IFCDN			210,000.00	210,000.00
11974	100	45950VNP7	IFCDN 1.68% MAT	Accr Int	07/10/2020	IFCDN		8,166.67	-8,166.67	0.00
11644	100	3135G0U92	FEDERAL NATL MTG	Interest	07/11/2020	Federal National Mtg			131,250.00	131,250.00
11645	100	3135G0U92	FEDERAL NATL MTG	Interest	07/11/2020	Federal National Mtg			131,250.00	131,250.00
11904	100	SYS11904	EWEST 2.5% MAT	Interest	07/12/2020	East West Bank			53,958.33	53,958.33
12121	100	SYS12121	EWEST 0.7% MAT	Interest	07/12/2020	East West Bank			18,812.50	18,812.50
12035	100	SYS12035	SELFHP 2.1% MAT	Interest	07/13/2020	Self-Help Federal Cr			177.08	177.08

Portfolio POOL

RC

TA (PRF_TA) 7.1.1
Report Ver. 7.3.6.1

**Alameda County Investment Pool
Transaction Activity Report
Sorted by Fund - Transaction Date**

Investment #	Fund	CUSIP	Inv Descrip	TransactionType	TransactionDate	Issuer	New Principal	Principal Paydowns	Interest	Total Cash
11975	100	3133ELGX6	FEDERAL FARM CR	Interest	07/14/2020	Federal Farm Credit			118,500.00	118,500.00
11975	100	3133ELGX6	FEDERAL FARM CR	Accr Int	07/14/2020	Federal Farm Credit		2,633.33	-2,633.33	0.00
12072	100	89233P5T9	TOYOTA 3.3% MAT	Interest	07/14/2020	TOYOTA MOTOR			33,000.00	33,000.00
12072	100	89233P5T9	TOYOTA 3.3% MAT	Accr Int	07/14/2020	TOYOTA MOTOR		13,566.67	-13,566.67	0.00
11910	100	63873QAS3	NATXNY 1.9% MAT	Redemption	07/15/2020	NATXNY	50,000,000.00			50,000,000.00
11910	100	63873QAS3	NATXNY 1.9% MAT	Interest	07/15/2020	NATXNY			641,250.00	641,250.00
11913	100	94988J5N3	WELLS FARGO	Interest	07/15/2020	Wells Fargo Securiti			169,000.00	169,000.00
11703	100	44932NAB6	HART 2.67% MAT	Interest	07/15/2020	Hyundai Auto Rec Tru			1,892.11	1,892.11
11703	100	44932NAB6	HART 2.67% MAT	Redemption	07/15/2020	Hyundai Auto Rec Tru		156,898.34		156,898.34
11706	100	44932NAD2	HART 2.66% MAT	Interest	07/15/2020	Hyundai Auto Rec Tru			6,650.00	6,650.00
11706	100	44932NAD2	HART 2.66% MAT	Redemption	07/15/2020	Hyundai Auto Rec Tru		87,535.28		87,535.28
11770	100	02008QAB6	ALLYA 2.34% MAT	Interest	07/15/2020	Ally Auto Receivable			5,053.89	5,053.89
11770	100	02008QAB6	ALLYA 2.34% MAT	Redemption	07/15/2020	Ally Auto Receivable		370,380.65		370,380.65
11777	100	34532DAD9	FORDO 2.235% MAT	Interest	07/15/2020	Ford Credit Auto Own			17,654.16	17,654.16
11777	100	34532DAD9	FORDO 2.235% MAT	Redemption	07/15/2020	Ford Credit Auto Own		249,265.67		249,265.67
11780	100	41284WAB6	HDMOT 2.37% MAT	Interest	07/15/2020	Harley Davidson Moto			2,922.55	2,922.55
11780	100	41284WAB6	HDMOT 2.37% MAT	Redemption	07/15/2020	Harley Davidson Moto		283,719.18		283,719.18
11798	100	477870AC3	JDOT 2.21% MAT	Interest	07/15/2020	John Deere Owner			2,302.08	2,302.08
11798	100	477870AC3	JDOT 2.21% MAT	Redemption	07/15/2020	John Deere Owner		30,908.56		30,908.56
11800	100	34528DAE3	FORDL 2.27% MAT	Interest	07/15/2020	Ford Credit Auto Own			6,069.07	6,069.07
11800	100	34528DAE3	FORDL 2.27% MAT	Redemption	07/15/2020	Ford Credit Auto Own		113,688.60		113,688.60
11801	100	34528DAD5	FORDL 2.22% MAT	Interest	07/15/2020	Ford Credit Auto Own			18,500.00	18,500.00
11801	100	34528DAD5	FORDL 2.22% MAT	Redemption	07/15/2020	Ford Credit Auto Own		367,757.72		367,757.72
11856	100	02007RAC3	ALLYA 1.3% MAT	Interest	07/15/2020	Ally Auto Receivable			15,279.16	15,279.16
11856	100	02007RAC3	ALLYA 1.3% MAT	Redemption	07/15/2020	Ally Auto Receivable		212,777.68		212,777.68
11859	100	14043TAF3	COPAR 1.92% MAT	Interest	07/15/2020	Capital One Prime Au			8,000.00	8,000.00
11859	100	14043TAF3	COPAR 1.92% MAT	Redemption	07/15/2020	Capital One Prime Au		110,750.19		110,750.19
11861	100	58769TAD7	MBART 1.94% MAT	Interest	07/15/2020	Mercedes Benz Auto			13,337.50	13,337.50
11861	100	58769TAD7	MBART 1.94% MAT	Redemption	07/15/2020	Mercedes Benz Auto		190,447.41		190,447.41
11892	100	254683CM5	DEXCRD 1.89% MAT	Interest	07/15/2020	Dexia Credit Card			15,198.75	15,198.75
11892	100	254683CM5	DEXCRD 1.89% MAT	Redemption	07/15/2020	Dexia Credit Card		192,512.17		192,512.17
11906	100	98162RAB4	WOLS 1.96% MAT	Interest	07/15/2020	World Omni			10,743.68	10,743.68
11906	100	98162RAB4	WOLS 1.96% MAT	Redemption	07/15/2020	World Omni		538,024.95		538,024.95
11915	100	34531KAD4	FORDO 1.3% MAT	Interest	07/15/2020	Ford Credit Auto Own			15,583.33	15,583.33
11915	100	34531KAD4	FORDO 1.3% MAT	Redemption	07/15/2020	Ford Credit Auto Own		230,097.36		230,097.36
11942	100	02007TAC9	ALLYA 1.84% MAT	Interest	07/15/2020	Ally Auto Receivable			4,983.33	4,983.33
11942	100	02007TAC9	ALLYA 1.84% MAT	Redemption	07/15/2020	Ally Auto Receivable		69,564.85		69,564.85
11976	100	14315XAB4	CARMX 1.3% MAT	Interest	07/15/2020	CarMax Auto Owner			5,454.17	5,454.17
11976	100	14315XAB4	CARMX 1.3% MAT	Redemption	07/15/2020	CarMax Auto Owner		101,584.21		101,584.21
11977	100	14315XAC2	CARMX 1.3% MAT	Interest	07/15/2020	CarMax Auto Owner			4,725.00	4,725.00

**Alameda County Investment Pool
Transaction Activity Report
Sorted by Fund - Transaction Date**

Investment #	Fund	CUSIP	Inv Descrip	TransactionType	TransactionDate	Issuer	New Principal	Principal Paydowns	Interest	Total Cash
11977	100	14315XAC2	CARMX 1.3% MAT	Redemption	07/15/2020	CarMax Auto Owner		55,918.52		55,918.52
11984	100	65479NAB0	NALT 1.8% MAT	Interest	07/15/2020	Nissan Auto Lease Tr			12,000.00	12,000.00
11984	100	65479NAB0	NALT 1.8% MAT	Redemption	07/15/2020	Nissan Auto Lease Tr		335,315.47		335,315.47
11985	100	65479NAD6	NALT 1.8% MAT	Interest	07/15/2020	Nissan Auto Lease Tr			7,283.33	7,283.33
11985	100	65479NAD6	NALT 1.8% MAT	Redemption	07/15/2020	Nissan Auto Lease Tr		199,090.51		199,090.51
11986	100	34531MAB4	FORDO 2.08% MAT	Interest	07/15/2020	Ford Credit Auto Own			6,750.00	6,750.00
11986	100	34531MAB4	FORDO 2.08% MAT	Redemption	07/15/2020	Ford Credit Auto Own		180,621.57		180,621.57
11987	100	34531MAD0	FORDO 2.09% MAT	Interest	07/15/2020	Ford Credit Auto Own			6,166.67	6,166.67
11987	100	34531MAD0	FORDO 2.09% MAT	Redemption	07/15/2020	Ford Credit Auto Own		121,765.38		121,765.38
11988	100	41284UAD6	HDMOT 1.87% MAT	Interest	07/15/2020	Harley Davidson Moto			4,324.37	4,324.37
11988	100	41284UAD6	HDMOT 1.87% MAT	Redemption	07/15/2020	Harley Davidson Moto		54,000.98		54,000.98
12010	100	98162HAC4	WOLS 1.7% MAT	Interest	07/15/2020	World Omni			7,437.50	7,437.50
12010	100	98162HAC4	WOLS 1.7% MAT	Redemption	07/15/2020	World Omni		170,023.75		170,023.75
12019	100	14043MAC5	COPAR 1.6% MAT	Interest	07/15/2020	Capital One Prime Au			7,597.99	7,597.99
12019	100	14043MAC5	COPAR 1.6% MAT	Redemption	07/15/2020	Capital One Prime Au		108,168.25		108,168.25
12043	100	14043MAC5	COPAR 1.6% MAT	Interest	07/15/2020	Capital One Prime Au			10,947.77	10,947.77
12043	100	14043MAC5	COPAR 1.6% MAT	Redemption	07/15/2020	Capital One Prime Au		124,112.84		124,112.84
12098	100	SYS12098	UB-LOC 2.0% MAT	Interest	07/16/2020	Union Bank - LOC			8,333.33	8,333.33
11726	100	36257FAD2	GM 2.65% MAT	Interest	07/16/2020	GM Financial			8,833.34	8,833.34
11726	100	36257FAD2	GM 2.65% MAT	Redemption	07/16/2020	GM Financial		96,576.84		96,576.84
11727	100	36257FAB6	GM 2.66% MAT	Interest	07/16/2020	GM Financial			2,584.90	2,584.90
11727	100	36257FAB6	GM 2.66% MAT	Redemption	07/16/2020	GM Financial		292,414.45		292,414.45
11797	100	36257PAD0	GM 1.3% MAT	Interest	07/16/2020	GM Financial			5,450.01	5,450.01
11797	100	36257PAD0	GM 1.3% MAT	Redemption	07/16/2020	GM Financial		69,571.06		69,571.06
11820	100	98162GAD4	WOLS 2.03% MAT	Interest	07/16/2020	World Omni			8,147.80	8,147.80
11820	100	98162GAD4	WOLS 2.03% MAT	Redemption	07/16/2020	World Omni		170,193.22		170,193.22
11829	100	43815NAC8	HART 1.78% MAT	Interest	07/16/2020	Hyundai Auto Rec Tru			7,045.83	7,045.83
11829	100	43815NAC8	HART 1.78% MAT	Redemption	07/16/2020	Hyundai Auto Rec Tru		130,173.94		130,173.94
11894	100	44891JAC2	HART 1.94% MAT	Interest	07/16/2020	Hyundai Auto Rec Tru			5,658.33	5,658.33
11894	100	44891JAC2	HART 1.94% MAT	Redemption	07/16/2020	Hyundai Auto Rec Tru		79,642.51		79,642.51
11895	100	44891JAB4	HART 1.93% MAT	Interest	07/16/2020	Hyundai Auto Rec Tru			3,307.22	3,307.22
11895	100	44891JAB4	HART 1.93% MAT	Redemption	07/16/2020	Hyundai Auto Rec Tru		189,633.65		189,633.65
11905	100	89233MAD5	TAOT 1.92% MAT	Interest	07/16/2020	Toyota Auto Rec			11,200.00	11,200.00
11905	100	89233MAD5	TAOT 1.92% MAT	Redemption	07/16/2020	Toyota Auto Rec		166,564.11		166,564.11
11972	100	36258NAC6	GMCAR 1.84% MAT	Interest	07/16/2020	GM Financial			3,845.02	3,845.02
11972	100	36258NAC6	GMCAR 1.84% MAT	Redemption	07/16/2020	GM Financial		49,620.21		49,620.21
11973	100	36258NAB8	GMCAR 1.83% MAT	Interest	07/16/2020	GM Financial			2,163.32	2,163.32
11973	100	36258NAB8	GMCAR 1.83% MAT	Redemption	07/16/2020	GM Financial		124,902.68		124,902.68
12099	100	3134GVKV9	FEDERAL HOME LN	Redemption	07/17/2020	Federal Home Loan		15,000,000.00		15,000,000.00
12099	100	3134GVKV9	FEDERAL HOME LN	Interest	07/17/2020	Federal Home Loan			51,562.50	51,562.50

Portfolio POOL

RC

**Alameda County Investment Pool
Transaction Activity Report
Sorted by Fund - Transaction Date**

Investment #	Fund	CUSIP	Inv Descrip	TransactionType	TransactionDate	Issuer	New Principal	Principal Paydowns	Interest	Total Cash
11752	100	31680YAB3	FITAT 2.66% MAT	Interest	07/17/2020	Fifth Third Auto Tru			3,337.18	3,337.18
11752	100	31680YAB3	FITAT 2.66% MAT	Redemption	07/17/2020	Fifth Third Auto Tru		266,120.66		266,120.66
11760	100	14042WAC4	COPAR 2.51% MAT	Interest	07/17/2020	Capital One Prime Au			6,275.00	6,275.00
11760	100	14042WAC4	COPAR 2.51% MAT	Redemption	07/17/2020	Capital One Prime Au		77,064.54		77,064.54
11923	100	43813VAC2	HART 1.83% MAT	Interest	07/18/2020	Hyundai Auto Rec Tru			20,587.50	20,587.50
11923	100	43813VAC2	HART 1.83% MAT	Redemption	07/18/2020	Hyundai Auto Rec Tru		321,679.16		321,679.16
11924	100	43813VAB4	HART 1.86% MAT	Interest	07/18/2020	Hyundai Auto Rec Tru			18,600.00	18,600.00
11924	100	43813VAB4	HART 1.86% MAT	Redemption	07/18/2020	Hyundai Auto Rec Tru		506,572.54		506,572.54
11751	100	36257AAD3	GM 2.67% MAT	Interest	07/20/2020	GM Financial			3,893.75	3,893.75
11751	100	36257AAD3	GM 2.67% MAT	Redemption	07/20/2020	GM Financial		81,939.43		81,939.43
11810	100	38013TAD3	GM 2.03% MAT	Interest	07/20/2020	GM Financial			9,304.17	9,304.17
11810	100	38013TAD3	GM 2.03% MAT	Redemption	07/20/2020	GM Financial		234,484.17		234,484.17
11811	100	38013TAE1	GM 2.03% MAT	Interest	07/20/2020	GM Financial			4,229.17	4,229.17
11811	100	38013TAE1	GM 2.03% MAT	Redemption	07/20/2020	GM Financial		70,034.42		70,034.42
12018	100	36259KAD9	GM 1.67% MAT	Interest	07/20/2020	GM Financial			3,827.08	3,827.08
12018	100	36259KAD9	GM 1.67% MAT	Redemption	07/20/2020	GM Financial		92,048.94		92,048.94
12184	100	3136G4ZJ5	FEDERAL NATL MTG	Purchase	07/21/2020	Federal National Mtg	10,000,000.00			-10,000,000.00
12185	100	3136G4A86	FEDERAL NATL MTG	Purchase	07/21/2020	Federal National Mtg	7,984,000.00			-7,984,000.00
11978	100	3130AHWB5	FHLB 2.0% MAT	Redemption	07/21/2020	Federal Home Loan		24,991,250.00		24,991,250.00
11978	100	3130AHWB5	FHLB 2.0% MAT	Cap G/L	07/21/2020	Federal Home Loan		8,750.00		8,750.00
12102	100	3133ELWZ3	FFCB 0.84% MAT	Redemption	07/21/2020	Federal Farm Credit		15,000,000.00		15,000,000.00
11978	100	3130AHWB5	FHLB 2.0% MAT	Interest	07/21/2020	Federal Home Loan			248,611.11	248,611.11
12002	100	3133ELHR8	FEDERAL FARM CR	Interest	07/21/2020	Federal Farm Credit			200,000.00	200,000.00
12002	100	3133ELHR8	FEDERAL FARM CR	Accr Int	07/21/2020	Federal Farm Credit		11,111.11	-11,111.11	0.00
12095	100	90331HPJ6	USB 1.8% MAT	Interest	07/21/2020	US BANK			204,750.00	204,750.00
12095	100	90331HPJ6	USB 1.8% MAT	Accr Int	07/21/2020	US BANK		88,725.00	-88,725.00	0.00
12102	100	3133ELWZ3	FFCB 0.84% MAT	Interest	07/21/2020	Federal Farm Credit			31,500.00	31,500.00
12024	100	43813RAC1	HART 1.61% MAT	Interest	07/21/2020	Hyundai Auto Rec Tru			13,416.67	13,416.67
12024	100	43813RAC1	HART 1.61% MAT	Redemption	07/21/2020	Hyundai Auto Rec Tru		214,427.82		214,427.82
12186	100	3134GWAS5	FEDERAL HOME LN	Purchase	07/22/2020	Federal Home Loan	10,000,000.00			-10,000,000.00
12033	100	89233GGN0	TOYOTA DISC NOTE	Redemption	07/22/2020	TOYOTA MOTOR		50,000,000.00		50,000,000.00
11896	100	95000U2B8	WELLS 2.625% MAT	Interest	07/22/2020	Wells Fargo Securiti			196,875.00	196,875.00
12135	100	95000U2B8	WELLS 2.625% MAT	Interest	07/22/2020	Wells Fargo Securiti			131,250.00	131,250.00
12135	100	95000U2B8	WELLS 2.625% MAT	Accr Int	07/22/2020	Wells Fargo Securiti		79,479.17	-79,479.17	0.00
12193	100	3137EAET2	FHLMC 0.125% MAT	Purchase	07/23/2020	Federal Home Loan	4,988,700.00			-4,988,700.00
12194	100	3137EAET2	FHLMC 0.125% MAT	Purchase	07/23/2020	Federal Home Loan	9,977,400.00			-9,977,400.00
12195	100	3137EAEU9	FHLMC 0.625% MAT	Purchase	07/23/2020	Federal Home Loan	9,950,200.00			-9,950,200.00
12106	100	3135G03C4	FNMA 1.1% MAT	Interest	07/23/2020	Federal National Mtg			13,750.00	13,750.00
11907	100	63873QAQ7	NATXNY 1.9% MAT	Redemption	07/24/2020	NATXNY		50,000,000.00		50,000,000.00
11907	100	63873QAQ7	NATXNY 1.9% MAT	Interest	07/24/2020	NATXNY			667,638.90	667,638.90

Portfolio POOL

RC

**Alameda County Investment Pool
Transaction Activity Report
Sorted by Fund - Transaction Date**

Investment #	Fund	CUSIP	Inv Descrip	TransactionType	TransactionDate	Issuer	New Principal	Principal Paydowns	Interest	Total Cash
11544	100	459058GH0	IBRD 2.75% MAT	Interest	07/25/2020	International Bank R			137,500.00	137,500.00
11858	100	05588CAC6	BMWOT 1.92% MAT	Interest	07/25/2020	BMW Vehicle Owner			7,214.59	7,214.59
11858	100	05588CAC6	BMWOT 1.92% MAT	Redemption	07/25/2020	BMW Vehicle Owner		108,560.96		108,560.96
11860	100	05588CAB8	BMWOT 2.05% MAT	Interest	07/25/2020	BMW Vehicle Owner			4,293.37	4,293.37
11860	100	05588CAB8	BMWOT 2.05% MAT	Redemption	07/25/2020	BMW Vehicle Owner		308,058.38		308,058.38
11260	100	3134GBHQ8	FHLMC 1.7% MAT	Redemption	07/27/2020	Federal Home Loan		20,000,000.00		20,000,000.00
11260	100	3134GBHQ8	FHLMC 1.7% MAT	Interest	07/27/2020	Federal Home Loan			85,000.00	85,000.00
11308	100	3134GBYF3	FEDERAL HOME LN	Interest	07/27/2020	Federal Home Loan			90,000.00	90,000.00
11981	100	45905U5U4	IBRD 1.75% MAT	Interest	07/27/2020	International Bank R			87,500.00	87,500.00
11982	100	45905U5U4	IBRD 1.75% MAT	Interest	07/27/2020	International Bank R			131,250.00	131,250.00
11983	100	3136G4UA9	FEDERAL NATL MTG	Interest	07/27/2020	Federal National Mtg			85,000.00	85,000.00
12115	100	31422BYV6	FHLMC 0.67% MAT	Interest	07/27/2020	FARMER MAC			48,125.00	48,125.00
11854	100	69353RFE3	PNC BK N A	Interest	07/28/2020	PNC Bank NA			161,896.00	161,896.00
12001	100	3133ELKN3	FEDERAL FARM CR	Interest	07/28/2020	Federal Farm Credit			193,750.00	193,750.00
12001	100	3133ELKN3	FEDERAL FARM CR	Accr Int	07/28/2020	Federal Farm Credit		3,229.17	-3,229.17	0.00
12152	100	SYS12152	CBC 1% MAT	Interest	07/28/2020	California Bank of C			12,500.00	12,500.00
11803	100	3134GTM34	FEDERAL HOME LN	Redemption	07/29/2020	Federal Home Loan		10,000,000.00		10,000,000.00
11885	100	3134GUMS6	FEDERAL HOME LN	Redemption	07/29/2020	Federal Home Loan		15,000,000.00		15,000,000.00
11803	100	3134GTM34	FEDERAL HOME LN	Interest	07/29/2020	Federal Home Loan			103,500.00	103,500.00
11885	100	3134GUMS6	FEDERAL HOME LN	Interest	07/29/2020	Federal Home Loan			135,000.00	135,000.00
11309	100	3135G0T60	FEDERAL NATL MTG	Redemption	07/30/2020	Federal National Mtg		10,000,000.00		10,000,000.00
11310	100	3135G0T60	FEDERAL NATL MTG	Redemption	07/30/2020	Federal National Mtg		10,000,000.00		10,000,000.00
11886	100	3134GULJ7	FEDERAL HOME LN	Redemption	07/30/2020	Federal Home Loan		10,000,000.00		10,000,000.00
11990	100	3135G0X73	FEDERAL NATL MTG	Redemption	07/30/2020	Federal National Mtg		25,000,000.00		25,000,000.00
11992	100	3135G0X81	FEDERAL NATL MTG	Redemption	07/30/2020	Federal National Mtg		20,000,000.00		20,000,000.00
11309	100	3135G0T60	FEDERAL NATL MTG	Interest	07/30/2020	Federal National Mtg			75,000.00	75,000.00
11310	100	3135G0T60	FEDERAL NATL MTG	Interest	07/30/2020	Federal National Mtg			75,000.00	75,000.00
11886	100	3134GULJ7	FEDERAL HOME LN	Interest	07/30/2020	Federal Home Loan			100,000.00	100,000.00
11990	100	3135G0X73	FEDERAL NATL MTG	Interest	07/30/2020	Federal National Mtg			218,750.00	218,750.00
11992	100	3135G0X81	FEDERAL NATL MTG	Interest	07/30/2020	Federal National Mtg			170,000.00	170,000.00
12154	100	SYS12154	CBC 1% MAT	Interest	07/30/2020	California Bank of C			8,333.33	8,333.33
11880	100	912828XM7	UNITED STATES	Redemption	07/31/2020	U.S. Treasury		50,000,000.00		50,000,000.00
11884	100	63873N7G0	NATXNY 1.88% MAT	Redemption	07/31/2020	NATXNY		50,000,000.00		50,000,000.00
11989	100	62478U2Z8	UNION 1.68% MAT	Redemption	07/31/2020	MUFG UNION BANK		50,000,000.00		50,000,000.00
11993	100	46640PGX5	JPMSCC ZERO CPN	Redemption	07/31/2020	J.P. Morgan		50,000,000.00		50,000,000.00
12003	100	87019VB30	SWEDBK 1.69% MAT	Redemption	07/31/2020	SWEDISH BANK NY		50,000,000.00		50,000,000.00
12021	100	46640PGX5	JPMSCC ZERO CPN	Redemption	07/31/2020	J.P. Morgan		50,000,000.00		50,000,000.00
12022	100	89233GGX8	TOYOTA DISC NOTE	Redemption	07/31/2020	TOYOTA MOTOR		50,000,000.00		50,000,000.00
12097	100	46640PGX5	JPMSCC ZERO CPN	Redemption	07/31/2020	J.P. Morgan		50,000,000.00		50,000,000.00
11356	100	45905UQ49	IBRD 1.8% MAT	Interest	07/31/2020	International Bank R			225,000.00	225,000.00

Portfolio POOL

RC

**Alameda County Investment Pool
Transaction Activity Report
Sorted by Fund - Transaction Date**

Investment #	Fund	CUSIP	Inv Descrip	TransactionType	TransactionDate	Issuer	New Principal	Principal Paydowns	Interest	Total Cash
11791	100	912828S92	UNITED STATES	Interest	07/31/2020	U.S. Treasury			312,500.00	312,500.00
11843	100	912828S92	UNITED STATES	Interest	07/31/2020	U.S. Treasury			312,500.00	312,500.00
11880	100	912828XM7	UNITED STATES	Interest	07/31/2020	U.S. Treasury			412,109.35	412,109.35
11884	100	63873N7G0	NATXNY 1.88% MAT	Interest	07/31/2020	NATXNY			720,666.65	720,666.65
11919	100	912828Y87	UNITED STATES	Interest	07/31/2020	U.S. Treasury			437,500.00	437,500.00
11936	100	912828Y87	UNITED STATES	Interest	07/31/2020	U.S. Treasury			437,500.00	437,500.00
11989	100	62478U2Z8	UNION 1.68% MAT	Interest	07/31/2020	MUFG UNION BANK			429,333.35	429,333.35
12003	100	87019VB30	SWEDBK 1.69% MAT	Interest	07/31/2020	SWEDISH BANK NY			427,194.45	427,194.45
12085	100	SYS12085	BRIDGE 1.5% MAT	Interest	07/31/2020	Bridge Bank			4,671.51	4,671.51
12117	100	SYS12117	CALBT 1.% MAT	Interest	07/31/2020	California Bank & Tr			25,833.33	25,833.33
12126	100	SYS12126	FREMNT 1.% MAT	Interest	07/31/2020	Fremont Bank			30,138.89	30,138.89
12197	100	SYS12197	BANKSF 1.% MAT	Interest	07/31/2020	Bank of San Francisc			19,125.00	19,125.00
10470	100	SYS10470	CAMP 0.24%	Interest	07/31/2020	California Asset Mgm			41,261.41	41,261.41
10472	100	SYS10472	CTRSTF 0.1%	Interest	07/31/2020	CalTrust - Short Ter			30,862.32	30,862.32
Totals for General Fund							72,878,800.00	943,512,124.90	11,260,777.19	881,894,102.09
Grand Total							72,878,800.00	943,512,124.90	11,260,777.19	881,894,102.09