



T R E A S U R E R - T A X C O L L E C T O R

HENRY C. LEVY
TREASURER - TAX COLLECTOR

January 29, 2017

Board of Supervisors
County of Alameda
1221 Oak Street, 5th Floor
Oakland, CA 94612

Dear Board Members:

RE: Investment Report – December 2017

In accordance with the Treasurer’s investment policy, submitted herewith is a report of the cash pool investments for the month of December 2017. Enclosed with this report is a detailed composition of all outstanding investments by securities category as of December 31, 2017 ⁽¹⁾. This report reflects the market value and cost of purchase. All investments in the Treasurer’s investment portfolio conform to the statutory requirements of Government Code Section 53601 et. seq., authorities delegated by the County Board of Supervisors and the Treasurer’s investment policy.

As Of December 31, 2017

Treasurer's Cash and Pool Investments – Book Value ⁽²⁾	\$ 6,163,115,027
Treasurer's Cash and Pool Investments – Market Value	6,152,678,228
Average Daily Balance during the month	6,024,507,088
Total interest received during the month	3,533,255
Average Maturity of the portfolio	328 days
Annualized cash basis rate of return for the month	0.691%

Total Securities Purchased During the Month

- In 12-month maturity \$ 599,215,855
- In over 12-month maturity 141,227,333

Total purchased 740,443,188

Total Activity during the Month

Securities matured	259,605,603
Net money market mutual funds redeemed	16,000,000
Net collateralized money market bank accounts purchased	70,000,000

Liquidity Summary of the Portfolio as Of December 31, 2017 ⁽³⁾

Maturity	Amount	Percentage Held
1 to 90 days*	\$ 2,316,620,397	37.59%
91 to 180 days	1,080,107,983	17.53%
181 to 365 days	517,570,487	8.40%
2 years	1,366,534,271	22.17%
3 years	685,639,837	11.12%
4 years,	125,715,722	2.04%
5 years	70,926,330	1.15%
Total	\$ 6,163,115,027	100.00%

*Of the total cash and investment holdings listed above \$2,316,620,397 or 37.59% consisted of cash and investments maturing within 90 days of this report.

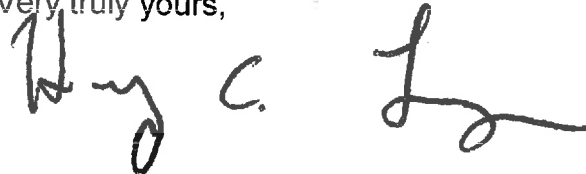
Significant Market Activity in December 2017

The Federal Reserve raised their target on the short-term interest rate by 0.25% to 1.25% in December, their 3rd rate hike in 2017. The Labor department reported the unemployment rate at 4.7% and the GDP grew at a pace of 1.9% QoQ. Dow Jones Industrial Index closed at a record of 24,720 points and the 10-year US Treasury bond traded at 2.40% at the end of December.

Conclusion

Based on investment activity during the month of December 2017, the Treasurer expects to meet all operating cash needs for the pool participants within the next six months from the portfolio's most liquid assets and current revenues. For your review, a copy of the Investment Status Report for the month of December 2017 is on file with the Office of the Clerk of the Board of Supervisors.

Very truly yours,



Henry C. Levy
Treasurer – Tax Collector

- Attachment 1
- Attachment 2
- Attachment 3

cc: Susan Muranishi, County Administrator
Steve Manning, Auditor-Controller
School District and Special District Participants
Members of the Treasury Oversight Committee

ALAMEDA COUNTY

Attachment I

**COMPOSITION OF TREASURER'S CASH POOL
December 31, 2017**

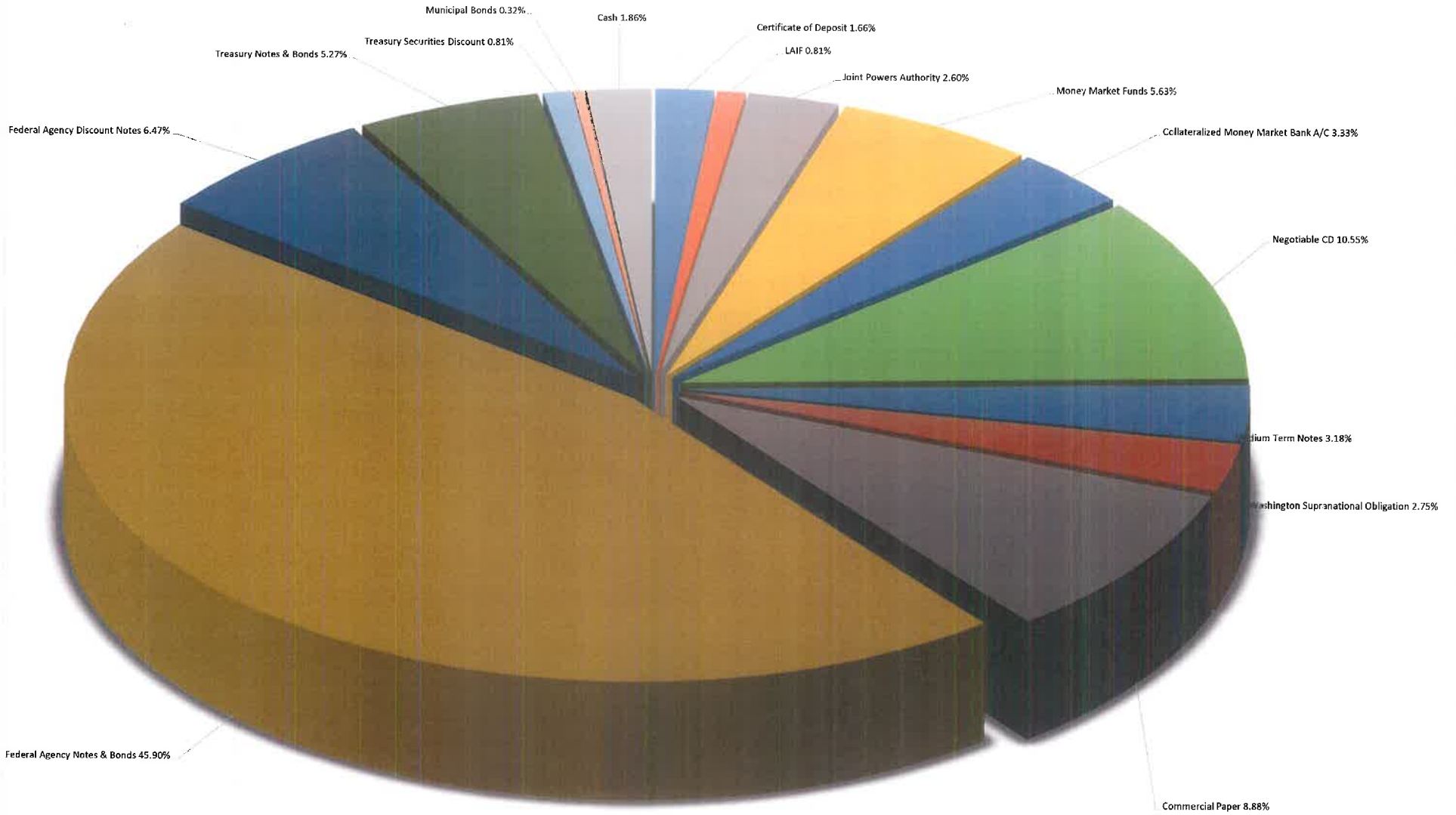
The following summarizes the profile of the investment portfolio by category as of December 31, 2017

Securities	Book Value*	Market Value **	Percentage Held	Percentage Allowed by Section 53601 - Investment Policy
Certificate of Deposit	\$ 102,250,000.00	\$ 102,461,483.32	1.66%	no limit
LAIF	50,000,000.00	50,135,639.75	0.81%	N.A.
Joint Powers Authority	160,000,000.00	160,142,058.55	2.60%	N.A.
Money Market Funds	347,000,000.00	347,395,086.20	5.63%	20%
Collateralized Money Market Bank A/C	205,000,000.00	205,048,336.92	3.33%	no limit
Negotiable CD	650,000,000.00	650,998,666.67	10.55%	30%
Medium Term Notes	195,859,050.00	195,264,617.50	3.18%	30%
Washington Supranational Obligation	169,246,150.00	168,935,716.94	2.75%	30%
Commercial Paper	547,119,652.79	548,206,000.00	8.88%	25%
Federal Agency Notes & Bonds	2,829,117,316.87	2,816,049,853.94	45.90%	no limit
Federal Agency Discount Notes	398,738,673.60	399,186,100.00	6.47%	no limit
Treasury Notes & Bonds	324,885,929.74	324,879,328.03	5.27%	no limit
Treasury Securities Discount	49,839,638.89	49,897,500.00	0.81%	no limit
Municipal Bonds	19,600,000.00	19,619,225.04	0.32%	no limit
Total Investments	6,048,656,411.89	\$ 6,038,219,612.87	98.14%	
Cash in Bank and on Hand	114,458,615.33	114,458,615.33	1.86%	
Total Treasurer's Pool	6,163,115,027.22	\$ 6,152,678,228.20	100.00%	

**Source: Custodial report from Union Bank of California reflecting the market value of each security plus any accrued interest. The Bank subscribes to market valuation services in accordance with industry practice.

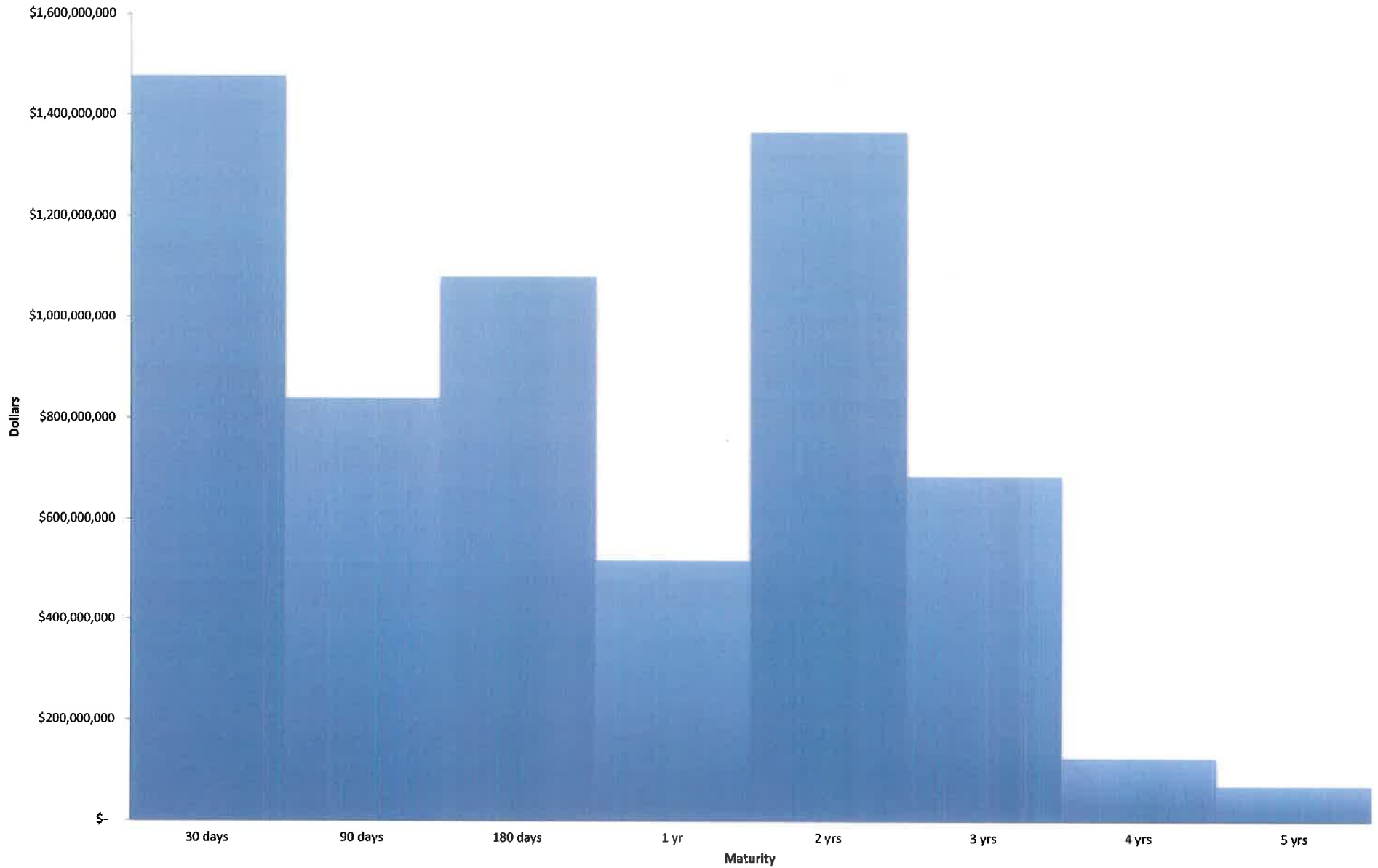
Summary of Treasurer's Investment Pool By Major Categories December 31, 2017

Attachment 2



Summary of Treasurer's Investments by Maturity December 31, 2017

Attachment 3



**Alameda County Inv Pool
Portfolio Management
Investment Status Report - Investments
December 31, 2017**

CUSIP	Investment #	Issuer	Par Value	Stated Rate	Maturity Date	Purchase Date	YTM 360	YTM 365	Payment Dates	Accrued Interest At Purchase	Current Principal	Book Value
Non-Negotiable CDs												
SYS11328	11328	TORREY	40,000,000.00	0.750	01/02/2018	10/02/2017	0.750	0.760	10/31 - Monthly		40,000,000.00	40,000,000.00
SYS11307	11307	TRIVLY	12,250,000.00	0.400	01/16/2018	07/19/2017	0.400	0.406	08/19 - Monthly		12,250,000.00	12,250,000.00
SYS11304	11304	BCB	5,000,000.00	0.550	01/18/2018	07/18/2017	0.550	0.558	08/18 - Monthly		5,000,000.00	5,000,000.00
SYS11311	11311	FREMNT	35,000,000.00	0.750	03/05/2018	09/04/2017	0.750	0.760	10/04 - Monthly		35,000,000.00	35,000,000.00
SYS11251	11251	UB-LOC	5,000,000.00	0.200	04/19/2018	04/19/2017	0.200	0.203	05/19 - Monthly		5,000,000.00	5,000,000.00
SYS11315	11315	CBB	5,000,000.00	0.400	09/04/2018	09/08/2017	0.400	0.406	10/08 - Monthly		5,000,000.00	5,000,000.00
Non-Negotiable CDs Totals			102,250,000.00				0.654	0.663		0.00	102,250,000.00	102,250,000.00
Local Agency Investment Funds												
SYS10285	10285	LAIF	50,000,000.00				0.000	0.000	07/01 - Quarterly		50,000,000.00	50,000,000.00
Local Agency Investment Funds Totals			50,000,000.00				0.000	0.000		0.00	50,000,000.00	50,000,000.00
Joint Powers Authority												
SYS10470	10470	CAMP	120,000,000.00			06/28/2012	0.000	0.000	06/30 - Quarterly		120,000,000.00	120,000,000.00
SYS10472	10472	CTRSTF	40,000,000.00			07/01/2013	0.000	0.000	04/30 - Quarterly		40,000,000.00	40,000,000.00
Joint Powers Authority Totals			160,000,000.00				0.000	0.000		0.00	160,000,000.00	160,000,000.00
Money Market Mutual Funds												
60934N203	10557	FED10	0.00			12/10/2014	0.000	0.000	12/31 - Monthly		0.00	0.00
608919718	11093	FED117	75,000,000.00			09/30/2016	0.000	0.000	10/31 - Monthly		75,000,000.00	75,000,000.00
60934N104	11091	FED5	44,000,000.00			09/30/2016	0.000	0.000	10/31 - Monthly		44,000,000.00	44,000,000.00
608919775	10515	FEDPRI	0.00			09/23/2014	0.000	0.000	09/30 - Monthly		0.00	0.00
316175405	10273	FID1	0.00			06/28/2013	0.000	0.000	06/30 - Monthly		0.00	0.00
316175504	10274	FID2	65,000,000.00			06/28/2012	0.000	0.000	06/30 - Monthly		65,000,000.00	65,000,000.00
31607A208	10492	FID3	0.00			07/14/2014	0.000	0.000	07/31 - Monthly		0.00	0.00
316175108	11090	FID4	1,000,000.00			09/30/2016	0.000	0.000	10/31 - Monthly		1,000,000.00	1,000,000.00
61747C715	10279	MS1	0.00			06/28/2013	0.000	0.000	06/30 - Monthly		0.00	0.00
61747C707	10280	MS2	75,000,000.00			06/28/2013	0.000	0.000	06/30 - Monthly		75,000,000.00	75,000,000.00
61747C582	11089	MS4	75,000,000.00			09/30/2016	0.000	0.000	10/31 - Monthly		75,000,000.00	75,000,000.00
665278701	10621	NTC	10,000,000.00			04/07/2015	0.000	0.000	04/30 - Monthly		10,000,000.00	10,000,000.00
52470G791	10318	WA2	1,000,000.00			08/15/2013	0.000	0.000	08/31 - Monthly		1,000,000.00	1,000,000.00
52470G882	10809	WA3	0.00			10/28/2015	0.000	0.000	10/31 - Monthly		0.00	0.00
52470G841	11092	WA4	1,000,000.00			09/30/2016	0.000	0.000	10/31 - Monthly		1,000,000.00	1,000,000.00

**Alameda County Inv Pool
Portfolio Management
Investment Status Report - Investments
December 31, 2017**

CUSIP	Investment #	Issuer	Par Value	Stated Rate	Maturity Date	Purchase Date	YTM 360	YTM 365	Payment Dates	Accrued Interest At Purchase	Current Principal	Book Value
Money Market Mutual Funds Totals			347,000,000.00				0.000	0.000		0.00	347,000,000.00	347,000,000.00
Money Market Bank Accounts												
SYS10286	10286	CALBT	50,000,000.00			06/28/2013	0.000	0.000	06/30 - Monthly		50,000,000.00	50,000,000.00
SYS10288	10288	EWEST	15,000,000.00			12/30/2015	0.000	0.000	12/31 - Monthly		15,000,000.00	15,000,000.00
SYS10289	10289	TORREY	0.00			06/28/2013	0.000	0.000	06/30 - Monthly		0.00	0.00
SYS10290	10290	UBOC1	70,000,000.00			06/28/2013	0.000	0.000	06/30 - Monthly		70,000,000.00	70,000,000.00
SYS10291	10291	UBOC2	70,000,000.00			06/28/2013	0.000	0.000	06/30 - Monthly		70,000,000.00	70,000,000.00
Money Market Bank Accounts Totals			205,000,000.00				0.000	0.000		0.00	205,000,000.00	205,000,000.00
Negotiable CDs												
06371ESH1	11347	BMO	50,000,000.00	1.340	01/24/2018	10/20/2017	1.322	1.340	01/24 - Final Pmt.		50,000,000.00	50,000,000.00
62478TYG8	11345	MUFG	50,000,000.00	1.290	02/07/2018	10/20/2017	1.272	1.290	02/07 - Final Pmt.		50,000,000.00	50,000,000.00
87019U4M8	11339	SWEDBK	50,000,000.00	1.390	02/21/2018	10/18/2017	1.371	1.390	02/21 - Final Pmt.		50,000,000.00	50,000,000.00
65590AMN3	11348	NDAFNY	50,000,000.00	1.420	03/21/2018	10/20/2017	1.401	1.420	03/21 - Final Pmt.		50,000,000.00	50,000,000.00
87019U4U0	11352	SWEDBK	50,000,000.00	1.430	03/21/2018	10/24/2017	1.410	1.430	03/21 - Final Pmt.		50,000,000.00	50,000,000.00
06371EPP6	11326	BMO	50,000,000.00	1.450	03/22/2018	09/25/2017	1.430	1.450	03/22 - Final Pmt.		50,000,000.00	50,000,000.00
89113XQM9	11387	TD	50,000,000.00	1.570	04/12/2018	12/05/2017	1.548	1.570	04/12 - Final Pmt.		50,000,000.00	50,000,000.00
62478TYR4	11377	MUFG	50,000,000.00	1.550	05/02/2018	11/27/2017	1.529	1.550	05/02 - Final Pmt.		50,000,000.00	50,000,000.00
89113XQY3	11395	TD	50,000,000.00	1.680	05/11/2018	12/08/2017	1.657	1.680	05/11 - Final Pmt.		50,000,000.00	50,000,000.00
06417GD54	11397	BNS	50,000,000.00	1.700	05/30/2018	12/13/2017	1.677	1.700	05/30 - Final Pmt.		50,000,000.00	50,000,000.00
06371EZS9	11404	BMO	50,000,000.00	1.790	06/01/2018	12/19/2017	1.765	1.790	06/01 - Final Pmt.		50,000,000.00	50,000,000.00
06371EZR1	11403	BMO	50,000,000.00	1.790	06/13/2018	12/19/2017	1.765	1.790	06/13 - Final Pmt.		50,000,000.00	50,000,000.00
06417GA65	11383	BNS	50,000,000.00	1.700	06/27/2018	11/30/2017	1.677	1.701	05/30 - 06/27		50,000,000.00	50,000,000.00
Negotiable CDs Totals			650,000,000.00				1.525	1.546		0.00	650,000,000.00	650,000,000.00
Corporate Notes												
94988J5A1	10904	WELLS	5,000,000.00	1.665	01/22/2018	01/29/2016	1.657	1.680	07/29 - 01/29		4,998,550.00	4,998,550.00
89236TCX1	10955	TOYOTA	10,000,000.00	1.200	04/06/2018	04/08/2016	1.196	1.212	10/06 - 04/06		9,997,600.00	9,997,600.00
747525AG8	10664	QCOM	5,000,000.00	1.400	05/18/2018	05/20/2015	1.426	1.446	11/20 - 05/20		4,993,300.00	4,993,300.00
88579YAP6	11258	MMM	15,000,000.00	1.375	08/07/2018	04/27/2017	1.271	1.289	08/07 - 02/07	Received	15,016,200.00	15,016,200.00
594918BF0	10820	MSFT	2,000,000.00	1.300	11/03/2018	11/03/2015	1.316	1.334	05/03 - 11/03		1,998,000.00	1,998,000.00
89236TDM4	11183	TOYOTA	2,000,000.00	1.700	01/09/2019	01/09/2017	1.694	1.718	07/09 - 01/09		1,999,300.00	1,999,300.00
89236TCU7	10917	TOYOTA	8,000,000.00	1.700	02/19/2019	02/19/2016	1.681	1.704	08/19 - 02/19		7,999,040.00	7,999,040.00
478160BR4	10928	JNJ	1,500,000.00	1.125	03/01/2019	03/01/2016	1.114	1.129	09/01 - 03/01		1,499,820.00	1,499,820.00

**Alameda County Inv Pool
Portfolio Management
Investment Status Report - Investments
December 31, 2017**

CUSIP	Investment #	Issuer	Par Value	Stated Rate	Maturity Date	Purchase Date	YTM 360	YTM 365	Payment Dates	Accrued Interest At Purchase	Current Principal	Book Value
Corporate Notes												
0258M0EK1	11274	AMEX	2,000,000.00	1.875	05/03/2019	05/03/2017	1.870	1.896	11/03 - 05/03		1,999,180.00	1,999,180.00
459200JE2	10916	IBM	8,000,000.00	1.800	05/17/2019	02/19/2016	1.774	1.799	11/17 - 05/17		8,000,000.00	8,000,000.00
191216BV1	11005	KO	19,900,000.00	1.375	05/30/2019	05/31/2016	1.380	1.399	11/30 - 05/30		18,986,700.00	18,986,700.00
25468PDL7	11044	DISNEY	1,900,000.00	0.875	07/12/2019	07/12/2016	0.975	0.989	01/12 - 07/12		996,640.00	996,640.00
037833CB4	11061	AAPL	5,000,000.00	1.100	08/02/2019	08/04/2016	1.119	1.134	02/04 - 08/04		4,995,000.00	4,995,000.00
594918BN3	11062	MSFT	4,000,000.00	1.100	08/08/2019	08/08/2016	1.119	1.135	02/08 - 08/08		3,995,880.00	3,995,880.00
594918BN3	11064	MSFT	5,000,000.00	1.100	08/08/2019	08/08/2016	1.119	1.135	02/08 - 08/08		4,994,850.00	4,994,850.00
93114SDY6	11343	WMT	4,000,000.00	1.750	10/09/2019	10/20/2017	1.727	1.751	04/20 - 10/20		3,999,920.00	3,999,920.00
742718EZ8	11354	PG	2,000,000.00	1.750	10/25/2019	10/25/2017	1.744	1.768	04/25 - 10/25		1,999,300.00	1,999,300.00
717081EB5	11142	PFIZER	9,000,000.00	1.700	12/15/2019	11/21/2016	1.700	1.724	06/15 - 12/15		8,993,520.00	8,993,520.00
037833CK4	11207	AAPL	10,000,000.00	1.900	02/07/2020	02/09/2017	1.891	1.917	08/07 - 02/07		9,995,100.00	9,995,100.00
0258M0EE5	11225	AMEX	2,500,000.00	2.200	03/03/2020	03/03/2017	2.205	2.236	09/03 - 03/03		2,497,400.00	2,497,400.00
037833BD1	10648	AAPL	5,000,000.00	2.000	05/06/2020	05/13/2015	2.005	2.033	11/13 - 05/13		4,992,250.00	4,992,250.00
25468PDU7	11292	DISNEY	5,000,000.00	1.800	06/05/2020	06/06/2017	1.815	1.840	12/05 - 06/05		4,994,200.00	4,994,200.00
25468PDU7	11293	DISNEY	13,000,000.00	1.800	06/05/2020	06/06/2017	1.815	1.840	12/05 - 06/05		12,984,920.00	12,984,920.00
594918BG8	10819	MSFT	2,000,000.00	2.000	11/03/2020	11/03/2015	1.989	2.017	05/03 - 11/03		1,998,400.00	1,998,400.00
931142EA7	11344	WMT	5,000,000.00	1.900	12/15/2020	10/20/2017	1.920	1.947	06/15 - 12/15		4,992,750.00	4,992,750.00
478160BS2	10927	JNJ	2,000,000.00	1.650	03/01/2021	03/01/2016	1.627	1.650	09/01 - 03/01		2,000,000.00	2,000,000.00
713448DX3	11333	PEP	9,000,000.00	2.000	04/15/2021	10/10/2017	1.978	2.006	04/15 - 10/15		8,998,200.00	8,998,200.00
037833CC2	11060	AAPL	5,000,000.00	1.550	08/04/2021	08/04/2016	1.557	1.579	02/04 - 08/04		4,993,050.00	4,993,050.00
594918BP8	11063	MSFT	2,000,000.00	1.550	08/08/2021	08/08/2016	1.550	1.572	02/08 - 08/08		1,997,900.00	1,997,900.00
594918BP8	11085	MSFT	7,000,000.00	1.550	08/08/2021	08/08/2016	1.550	1.572	02/08 - 08/08		6,992,650.00	6,992,650.00
742718EQ8	11126	PG	5,000,000.00	1.700	11/03/2021	11/03/2016	1.719	1.743	05/03 - 11/03		4,989,750.00	4,989,750.00
478160CD4	11226	JNJ	11,000,000.00	2.250	03/03/2022	03/03/2017	2.276	2.308	09/03 - 03/03		10,970,080.00	10,970,080.00
931142DU4	11342	WMT	5,000,000.00	2.350	12/15/2022	10/20/2017	2.319	2.351	06/15 - 12/15		4,999,600.00	4,999,600.00
Corporate Notes Totals			196,000,000.00				1.647	1.670		0.00	195,859,050.00	195,859,050.00
Washington Supranational Obligation												
4581X0BZ0	11163	IADB	15,000,000.00	0.875	03/15/2018	12/13/2016	1.174	1.190	03/15 - 09/15	Received	14,941,200.00	14,941,200.00
459058ER0	11329	IBRD	20,000,000.00	1.000	10/05/2018	10/05/2017	1.445	1.465	04/05 - 10/05		19,908,000.00	19,908,000.00
45905UVC5	10920	IBRD	10,000,000.00	1.350	02/26/2019	02/26/2016	1.332	1.350	08/26 - 02/26		10,000,000.00	10,000,000.00
45905UVC5	10943	IBRD	10,000,000.00	1.350	02/26/2019	03/29/2016	1.371	1.390	08/26 - 02/26	Received	9,988,500.00	9,988,500.00
45905UQ56	11353	IBRD	25,000,000.00	1.650	08/01/2019	10/25/2017	1.628	1.650	04/25 - 10/25		25,000,000.00	25,000,000.00
459058FQ1	11381	IBRD	15,000,000.00	1.200	09/30/2019	11/30/2017	1.855	1.881	03/31 - 09/30	30,000.00	14,816,700.00	14,846,700.00

**Alameda County Inv Pool
Portfolio Management
Investment Status Report - Investments
December 31, 2017**

CUSIP	Investment #	Issuer	Par Value	Stated Rate	Maturity Date	Purchase Date	YTM 360	YTM 365	Payment Dates	Accrued Interest At Purchase	Current Principal	Book Value
Washington Supranational Obligation												
459058FQ1	11386	IBRD	15,000,000.00	1.200	09/30/2019	12/01/2017	1.859	1.885	03/31 - 09/30	30,500.00	14,815,200.00	14,845,700.00
45905UZJ6	11135	IBRD	10,000,000.00	1.300	10/25/2019	11/16/2016	1.371	1.390	04/25 - 10/25	Received	9,974,100.00	9,974,100.00
45905UZJ6	11227	IBRD	10,000,000.00	1.300	10/25/2019	03/03/2017	1.588	1.610	04/25 - 10/25	Received	9,920,000.00	9,920,000.00
459058FS77	11159	IBRD	15,000,000.00	1.125	11/27/2019	12/12/2016	1.516	1.537	05/27 - 11/27	Received	14,821,950.00	14,821,950.00
45905UQ49	11356	IBRD	25,000,000.00	1.800	07/31/2020	10/26/2017	1.776	1.800	01/31 - 03/31		25,000,000.00	25,000,000.00
Washington Supranational Obligation Totals			170,000,000.00				1.568	1.590		60,500.00	169,185,650.00	169,246,150.00
Commercial Paper Disc. -Amortizing												
89233HA20	11340	TOYOTA	50,000,000.00	1.220	01/02/2018	10/18/2017	1.223	1.240	01/02 - At Maturity		49,871,222.22	49,871,222.22
7426M3AA7	11303	PEFCO	50,000,000.00	1.300	01/10/2018	06/01/2017	1.330	1.349	01/10 - At Maturity		49,597,361.11	49,597,361.11
06538CAX9	11350	BTOKYO	50,000,000.00	1.340	01/31/2018	10/24/2017	1.345	1.364	01/31 - At Maturity		49,815,750.00	49,815,750.00
89233HC77	11401	TOYOTA	50,000,000.00	1.540	03/07/2018	12/19/2017	1.545	1.567	03/07 - At Maturity		49,833,166.67	49,833,166.67
59515NCL5	11360	MSFT	50,000,000.00	1.270	03/20/2018	10/31/2017	1.276	1.294	03/20 - At Maturity		49,753,055.56	49,753,055.56
06538CCM1	11361	BTOKYO	50,000,000.00	1.410	03/21/2018	10/31/2017	1.418	1.438	03/21 - At Maturity		49,723,875.00	49,723,875.00
7426M5CN2	11364	PEFCO	50,000,000.00	1.300	03/22/2018	11/01/2017	1.307	1.325	03/22 - At Maturity		49,745,416.67	49,745,416.67
59515ND42	11365	MSFT	50,000,000.00	1.400	04/04/2018	11/09/2017	1.408	1.428	04/04 - At Maturity		49,716,111.11	49,716,111.11
89233HDC5	11384	TOYOTA	50,000,000.00	1.450	04/12/2018	11/30/2017	1.458	1.478	04/12 - At Maturity		49,732,152.78	49,732,152.78
19121BDJ5	11373	KO	50,000,000.00	1.430	04/18/2018	11/16/2017	1.439	1.459	04/18 - At Maturity		49,696,125.00	49,696,125.00
06417KEJ4	11402	BNS	50,000,000.00	1.750	05/18/2018	12/19/2017	1.763	1.787	05/18 - At Maturity		49,635,416.67	49,635,416.67
Commercial Paper Disc. -Amortizing Totals			550,000,000.00				1.410	1.430		0.00	547,119,652.79	547,119,652.79
Agency Bullets (Aaa/AA+)												
3137EADN6	10826	FHLMC	20,000,000.00	0.750	01/12/2018	11/12/2015	0.986	1.000	01/12 - 07/12	Received	19,893,000.00	19,893,000.00
3137EADP1	10408	FHLMC	10,000,000.00	0.875	03/07/2018	02/28/2014	1.165	1.181	03/07 - 09/07	Received	9,880,000.00	9,880,000.00
3137EADP1	11232	FHLMC	50,000,000.00	0.875	03/07/2018	03/31/2017	1.079	1.093	09/07 - 03/07	Received	49,898,758.50	49,898,758.50
3130A7CX1	10913	FHLB	16,000,000.00	0.875	03/19/2018	02/18/2016	0.878	0.890	03/19 - 09/19		15,995,040.00	15,995,040.00
3130A7CX1	10914	FHLB	10,000,000.00	0.875	03/19/2018	02/18/2016	0.878	0.890	03/19 - 09/19		9,996,900.00	9,996,900.00
3130A7CX1	10915	FHLB	10,000,000.00	0.875	03/19/2018	02/18/2016	0.878	0.890	03/19 - 09/19		9,996,900.00	9,996,900.00
3137EAEA3	10951	FHLMC	15,000,000.00	0.750	04/09/2018	04/07/2016	0.818	0.829	10/09 - 04/09		14,976,450.00	14,976,450.00
3137EAEA3	10952	FHLMC	10,000,000.00	0.750	04/09/2018	04/07/2016	0.818	0.829	10/09 - 04/09		9,984,300.00	9,984,300.00
3137EAEA3	10953	FHLMC	10,000,000.00	0.750	04/09/2018	04/07/2016	0.818	0.829	10/09 - 04/09		9,984,300.00	9,984,300.00
3137EAEA3	10989	FHLMC	20,000,000.00	0.750	04/09/2018	05/18/2016	0.889	0.901	10/09 - 04/09	Received	19,943,400.00	19,943,400.00
3135G0WJ8	10026	FNMA	5,000,000.00	0.875	05/21/2018	06/05/2013	1.213	1.230	11/21 - 05/21	Received	4,919,100.00	4,919,100.00
3135G0WJ8	10061	FNMA	10,000,000.00	0.875	05/21/2018	05/22/2013	0.998	1.012	11/21 - 05/21	Received	9,942,100.00	9,942,100.00

**Alameda County Inv Pool
Portfolio Management
Investment Status Report - Investments
December 31, 2017**

CUSIP	Investment #	Issuer	Par Value	Stated Rate	Maturity Date	Purchase Date	YTM 360	YTM 365	Payment Dates	Accrued Interest At Purchase	Current Principal	Book Value
Agency Bullets (Aaa/AA+)												
3135G0WJ8	10062	FNMA	10,000,000.00	0.875	05/21/2018	05/22/2013	1.034	1.048	11/21 - 05/21	Received	9,924,690.89	9,924,690.89
3130A8BD4	11002	FHLB	10,000,000.00	0.875	06/29/2018	05/27/2016	0.978	0.992	06/29 - 12/29		9,975,900.00	9,975,900.00
3130A8BD4	11003	FHLB	10,000,000.00	0.875	06/29/2018	05/27/2016	0.978	0.992	06/29 - 12/29		9,975,900.00	9,975,900.00
3130A8BD4	11004	FHLB	10,000,000.00	0.875	06/29/2018	05/27/2016	0.978	0.992	06/29 - 12/29		9,975,900.00	9,975,900.00
3130AAMQ8	11194	FHLB	10,000,000.00	1.250	01/18/2019	01/20/2017	1.315	1.333	07/18 - 01/18	Received	9,983,700.00	9,983,700.00
3133EHAP8	11220	FFCB	10,000,000.00	1.250	02/27/2019	02/28/2017	1.242	1.259	08/27 - 02/27	Received	9,998,200.00	9,998,200.00
3133EHAP8	11221	FFCB	10,000,000.00	1.250	02/27/2019	02/28/2017	1.263	1.281	08/27 - 02/27	Received	9,993,900.00	9,993,900.00
3130AAXX1	11228	FHLB	10,000,000.00	1.375	03/18/2019	03/10/2017	1.471	1.492	09/18 - 03/18		9,976,800.00	9,976,800.00
3130AAXX1	11229	FHLB	10,000,000.00	1.375	03/18/2019	03/10/2017	1.471	1.492	09/18 - 03/18		9,976,800.00	9,976,800.00
3130AAXX1	11230	FHLB	10,000,000.00	1.375	03/18/2019	03/10/2017	1.471	1.492	09/18 - 03/18		9,976,800.00	9,976,800.00
3133EHFK4	11248	FFCB	15,000,000.00	1.320	04/17/2019	04/17/2017	1.314	1.332	10/17 - 04/17		14,996,400.00	14,996,400.00
3130ACM92	11334	FHLB	10,000,000.00	1.589	10/21/2019	10/13/2017	1.656	1.679	04/13 - 10/13		9,982,300.00	9,982,300.00
3130ACM92	11335	FHLB	10,000,000.00	1.589	10/21/2019	10/13/2017	1.656	1.679	04/13 - 10/13		9,982,300.00	9,982,300.00
3130ACM92	11336	FHLB	10,000,000.00	1.589	10/21/2019	10/13/2017	1.656	1.679	04/13 - 10/13		9,982,300.00	9,982,300.00
3135G0T29	11218	FNMA	10,000,000.00	1.125	02/28/2020	02/28/2017	1.131	1.147	08/28 - 02/28		9,993,600.00	9,993,600.00
3135G0T29	11219	FNMA	10,000,000.00	1.125	02/28/2020	02/28/2017	1.131	1.147	08/28 - 02/28		9,993,600.00	9,993,600.00
3133EHHB2	11265	FFCB	5,000,000.00	1.450	04/27/2020	04/27/2017	1.521	1.542	10/27 - 04/27		4,986,500.00	4,986,500.00
3130A7CV5	10911	FHLB	5,000,000.00	1.375	02/18/2021	02/18/2016	1.439	1.459	08/18 - 02/18		4,979,800.00	4,979,800.00
3130A7CV5	10912	FHLB	15,000,000.00	1.375	02/18/2021	02/18/2016	1.439	1.459	08/18 - 02/18		14,939,400.00	14,939,400.00
Agency Bullets (Aaa/AA+) Totals			376,000,000.00				1.143	1.159		0.00	375,005,039.39	375,005,039.39
Federal Agency Disc. -Amortizing												
459515RG9	11372	IFCDN	50,000,000.00	1.200	01/02/2018	11/16/2017	1.219	1.236	01/02 - At Maturity		49,921,666.67	49,921,666.67
459053SE5	11389	IBRD	50,000,000.00	1.280	01/24/2018	12/05/2017	1.300	1.318	01/24 - At Maturity		49,911,111.11	49,911,111.11
313385SM9	11359	FHLBDN	50,000,000.00	1.115	01/31/2018	10/30/2017	1.134	1.149	01/31 - At Maturity		49,855,979.17	49,855,979.17
459053SM7	11362	IBRD	50,000,000.00	1.140	01/31/2018	10/31/2017	1.159	1.175	01/31 - At Maturity		49,854,333.33	49,854,333.33
459515TC6	11378	IFCDN	50,000,000.00	1.300	02/15/2018	11/28/2017	1.322	1.340	02/15 - At Maturity		49,857,361.11	49,857,361.11
459515UP5	11399	IFCDN	50,000,000.00	1.400	03/22/2018	12/14/2017	1.425	1.445	03/22 - At Maturity		49,809,444.44	49,809,444.44
313385VL7	11380	FHLB	50,000,000.00	1.320	04/12/2018	11/29/2017	1.345	1.364	04/12 - At Maturity		49,754,333.33	49,754,333.33
459515VL3	11405	IFCDN	50,000,000.00	1.450	04/12/2018	12/21/2017	1.477	1.497	04/12 - At Maturity		49,774,444.44	49,774,444.44
Federal Agency Disc. -Amortizing Totals			400,000,000.00				1.297	1.315		0.00	398,738,673.60	398,738,673.60

**Alameda County Inv Pool
Portfolio Management
Investment Status Report - Investments
December 31, 2017**

CUSIP	Investment #	Issuer	Par Value	Stated Rate	Maturity Date	Purchase Date	YTM 360	YTM 365	Payment Dates	Accrued Interest At Purchase	Current Principal	Book Value
Treasury Notes and Bonds												
912828H37	11179	UST	50,000,000.00	0.875	01/15/2018	12/30/2016	0.885	0.898	01/15 - 07/15	Received	49,988,281.25	49,988,281.25
912828UJ7	11177	UST	50,000,000.00	0.875	01/31/2018	12/30/2016	0.920	0.933	01/31 - 07/31	Received	49,968,750.00	49,968,750.00
912828VE7	11382	UST	50,000,000.00	1.000	05/31/2018	11/30/2017	1.390	1.409	05/31 - Final Pmt.		49,898,437.50	49,898,437.50
912828VE7	11411	UST	50,000,000.00	1.000	05/31/2018	12/27/2017	1.422	1.442	05/31 - Final Pmt.	37,087.91	49,906,250.00	49,943,337.91
912828VK3	11412	UST	50,000,000.00	1.375	06/30/2018	12/27/2017	1.462	1.483	12/31 - 06/30	336,277.17	49,972,656.25	50,308,933.42
912828S68	11341	UST	25,000,000.00	0.750	07/31/2018	10/19/2017	1.325	1.344	01/31 - 07/31	40,760.87	24,884,765.63	24,925,526.50
912828T6	11324	UST	50,000,000.00	1.250	08/31/2019	09/21/2017	1.423	1.442	02/28 - 08/31	36,256.91	49,816,406.25	49,852,663.16
Treasury Notes and Bonds Totals			325,000,000.00				1.256	1.274		450,382.86	324,435,546.88	324,885,929.74
Treasury Discounts -Amortizing												
912796LN7	11379	TBILL	50,000,000.00	1.255	03/01/2018	11/29/2017	1.277	1.294	03/01 - At Maturity		49,839,638.89	49,839,638.89
Treasury Discounts -Amortizing Totals			50,000,000.00				1.277	1.294		0.00	49,839,638.89	49,839,638.89
Agency Callables (Aaa/AA+)												
3133EFVC8	10894	FFCB	15,000,000.00	1.000	01/19/2018	01/19/2016	0.990	1.004	07/19 - 01/19		14,998,800.00	14,998,800.00
3133EFKL0	10790	FFCE	5,000,000.00	0.840	01/22/2018	10/22/2015	0.829	0.840	01/22 - 07/22		5,000,000.00	5,000,000.00
3133EGAS4	10980	FFCB	15,000,000.00	0.750	02/16/2018	05/16/2016	0.760	0.770	08/16 - 02/16		14,994,750.00	14,994,750.00
3133EGAS4	10981	FFCB	15,000,000.00	0.750	02/16/2018	05/16/2016	0.765	0.776	08/16 - 02/16		14,993,250.00	14,993,250.00
3133EGAS4	10983	FFCB	20,000,000.00	0.750	02/16/2018	05/16/2016	0.799	0.810	08/16 - 02/16		19,979,220.00	19,979,220.00
3130A83R2	10992	FHLB	15,000,000.00	0.875	02/23/2018	05/23/2016	0.863	0.875	11/23 - 05/23		15,000,000.00	15,000,000.00
3134G8M71	10922	FHLMC	10,000,000.00	1.050	02/26/2018	02/26/2016	1.041	1.055	08/26 - 02/26		9,999,000.00	9,999,000.00
3133EGUW3	11086	FFCB	10,000,000.00	0.880	03/20/2018	09/26/2016	0.868	0.880	03/20 - 09/20	Received	10,000,000.00	10,000,000.00
3134G7C33	10760	FHLMC	10,000,000.00	1.000	03/30/2018	09/30/2015	0.986	1.000	03/30 - 09/30		10,000,000.00	10,000,000.00
3133EFJM0	10776	FFCB	10,000,000.00	0.930	04/13/2018	10/13/2015	0.917	0.930	04/13 - 10/13		10,000,000.00	10,000,000.00
3133EFJM0	10780	FFCB	10,000,000.00	0.930	04/13/2018	10/14/2015	0.927	0.940	04/13 - 10/13	Received	9,997,500.00	9,997,500.00
3133EFJM0	10782	FFCB	15,000,000.00	0.930	04/13/2018	10/19/2015	0.937	0.950	04/13 - 10/13	Received	14,992,500.00	14,992,500.00
3130AAQ84	11204	FHLB	10,000,000.00	1.000	04/27/2018	01/27/2017	0.987	1.000	07/27 - 01/27		10,000,000.00	10,000,000.00
3130AAQ84	11205	FHLB	10,000,000.00	1.000	04/27/2018	01/27/2017	0.987	1.000	07/27 - 01/27		10,000,000.00	10,000,000.00
3133EFMU8	10818	FFCB	10,000,000.00	0.950	05/02/2018	11/02/2015	1.001	1.015	05/02 - 11/02		9,984,000.00	9,984,000.00
3134G76G1	10829	FHLMC	10,000,000.00	1.050	05/17/2018	11/17/2015	1.036	1.050	05/17 - 11/17		10,000,000.00	10,000,000.00
3134G9LS4	10994	FHLMC	15,000,000.00	1.050	05/25/2018	05/25/2016	1.036	1.050	11/25 - 05/25		15,000,000.00	15,000,000.00
3134G9HC4	10995	FHLMC	15,000,000.00	1.000	05/25/2018	05/25/2016	1.044	1.058	11/25 - 05/25		14,982,750.00	14,982,750.00
313383HQ7	10034	FHLB	5,000,000.00	1.200	06/27/2018	06/27/2013	1.188	1.204	12/27 - 06/27		4,999,000.00	4,999,000.00
3134G7L33	10764	FHLMC	10,000,000.00	1.050	06/29/2018	09/29/2015	1.036	1.050	12/29 - 06/29		10,000,000.00	10,000,000.00

**Alameda County Inv Pool
Portfolio Management
Investment Status Report - Investments
December 31, 2017**

CUSIP	Investment #	Issuer	Par Value	Stated Rate	Maturity Date	Purchase Date	YTM 360	YTM 365	Payment Dates	Accrued Interest At Purchase	Current Principal	Book Value
Agency Callables (Aaa/AA+)												
3134G9UY1	11024	FHLMC	15,000,000.00	1.000	06/29/2018	06/29/2016	0.986	1.000	12/29 - 06/29		15,000,000.00	15,000,000.00
3133EFJN8	10774	FFCB	10,000,000.00	1.030	07/13/2018	10/13/2015	1.016	1.030	01/13 - 07/13		10,000,000.00	10,000,000.00
3133EFJN8	10775	FFCB	10,000,000.00	1.030	07/13/2018	10/13/2015	1.016	1.030	01/13 - 07/13		10,000,000.00	10,000,000.00
3133EF3N5	10960	FFCB	13,000,000.00	1.000	07/18/2018	04/19/2016	1.013	1.027	07/18 - 01/18	Received	12,992,200.00	12,992,200.00
3135G0E33	10696	FNMA	10,000,000.00	1.125	07/20/2018	06/08/2015	1.169	1.185	07/20 - 01/20		9,981,700.00	9,981,700.00
3134G73Q2	10800	FHLMC	10,000,000.00	1.000	07/27/2018	10/27/2015	0.986	1.000	01/27 - 07/27		10,000,000.00	10,000,000.00
3134G73Q2	10801	FHLMC	10,000,000.00	1.000	07/27/2018	10/27/2015	0.986	1.000	01/27 - 07/27		10,000,000.00	10,000,000.00
3134G73Q2	10803	FHLMC	10,000,000.00	1.000	07/27/2018	10/27/2015	0.986	1.000	01/27 - 07/27		10,000,000.00	10,000,000.00
3134G73Q2	10804	FHLMC	10,000,000.00	1.000	07/27/2018	10/27/2015	0.986	1.000	01/27 - 07/27		10,000,000.00	10,000,000.00
3134G73Q2	10816	FHLMC	15,000,000.00	1.000	07/27/2018	10/30/2015	0.986	1.000	01/27 - 07/27	Received	15,000,000.00	15,000,000.00
3135G0L68	11097	FNMA	10,000,000.00	0.750	07/27/2018	10/06/2016	0.929	0.942	01/27 - 07/27	Received	9,965,700.00	9,965,700.00
3133EFMV6	10817	FFCB	10,000,000.00	1.020	08/02/2018	11/02/2015	1.006	1.020	02/02 - 08/02		10,000,000.00	10,000,000.00
3130A8PK3	11039	FHLB	6,000,000.00	0.625	08/07/2018	07/08/2016	0.716	0.726	01/08 - 07/08		5,987,520.00	5,987,520.00
3130A8PK3	11040	FHLB	10,000,000.00	0.625	08/07/2018	07/08/2016	0.716	0.726	01/08 - 07/08		9,979,200.00	9,979,200.00
3130A8PK3	11041	FHLB	10,000,000.00	0.625	08/07/2018	07/08/2016	0.716	0.726	01/08 - 07/08		9,979,200.00	9,979,200.00
3130A8PK3	11042	FHLB	10,000,000.00	0.625	08/07/2018	07/08/2016	0.716	0.726	01/08 - 07/08		9,979,200.00	9,979,200.00
3134G9HJ9	10982	FHLMC	10,000,000.00	1.000	08/10/2018	05/16/2016	0.993	1.007	08/10 - 02/10	Received	9,998,500.00	9,998,500.00
3134G9HJ9	10985	FHLMC	15,000,000.00	1.000	08/10/2018	05/17/2016	0.986	1.000	08/10 - 02/10	Received	15,000,000.00	15,000,000.00
3133EGBG9	10993	FFCB	10,000,000.00	1.000	08/23/2018	05/23/2016	0.986	1.000	08/23 - 02/23		10,000,000.00	10,000,000.00
3134G74S7	10843	FHLMC	20,000,000.00	1.000	08/27/2018	11/27/2015	0.986	1.000	02/27 - 08/27		20,000,000.00	20,000,000.00
3130A9A92	11074	FHLB	10,000,000.00	1.000	08/28/2018	08/31/2016	0.988	1.001	02/28 - 08/28		10,000,000.00	10,000,000.00
3134GAGF5	11082	FHLMC	10,000,000.00	1.100	09/13/2018	09/13/2016	1.085	1.100	03/13 - 09/13		10,000,000.00	10,000,000.00
3133EGFX8	11015	FFCB	15,000,000.00	1.010	09/20/2018	06/20/2016	0.996	1.010	09/20 - 03/20		15,000,000.00	15,000,000.00
3130A9AE1	11070	FHLB	7,000,000.00	0.875	10/01/2018	08/26/2016	0.895	0.908	10/01 - 04/01		6,995,240.00	6,995,240.00
3130A9AE1	11071	FHLB	10,000,000.00	0.875	10/01/2018	08/26/2016	0.895	0.908	10/01 - 04/01		9,993,200.00	9,993,200.00
3130A9AE1	11072	FHLB	10,000,000.00	0.875	10/01/2018	08/26/2016	0.895	0.908	10/01 - 04/01		9,993,200.00	9,993,200.00
3133EGYD1	11099	FFCB	10,000,000.00	1.000	10/12/2018	10/12/2016	0.986	1.000	04/12 - 10/12		10,000,000.00	10,000,000.00
3133EGYD1	11100	FFCB	10,000,000.00	1.000	10/12/2018	10/12/2016	0.986	1.000	04/12 - 10/12		10,000,000.00	10,000,000.00
3137EAED7	11083	FHLMC	10,000,000.00	0.875	10/12/2018	09/16/2016	0.884	0.896	04/12 - 10/12		9,995,700.00	9,995,700.00
3137EAED7	11084	FHLMC	10,000,000.00	0.875	10/12/2018	09/16/2016	0.884	0.896	04/12 - 10/12		9,995,700.00	9,995,700.00
3133EFJE8	10783	FFCB	10,000,000.00	1.070	10/19/2018	10/19/2015	1.055	1.070	04/19 - 10/19		10,000,000.00	10,000,000.00
3133EFKW6	10798	FFCB	10,000,000.00	1.010	10/26/2018	10/26/2015	0.996	1.010	04/26 - 10/26		10,000,000.00	10,000,000.00
3130A8RP0	11054	FHLB	10,000,000.00	1.050	10/26/2018	07/27/2016	1.069	1.084	10/26 - 04/26	Received	9,992,500.00	9,992,500.00
3134GASE5	11216	FHLMC	10,000,000.00	1.050	10/26/2018	02/28/2017	1.162	1.178	04/26 - 10/26	Received	9,979,000.00	9,979,000.00

**Alameda County Inv Pool
Portfolio Management
Investment Status Report - Investments
December 31, 2017**

CUSIP	Investment #	Issuer	Par Value	Stated Rate	Maturity Date	Purchase Date	YTM 360	YTM 365	Payment Dates	Accrued Interest At Purchase	Current Principal	Book Value
Agency Callables (Aaa/AA+)												
3136G2PF8	10813	FNMA	10,000,000.00	1.125	10/29/2018	10/29/2015	1.110	1.125	04/29 - 10/29		10,000,000.00	10,000,000.00
3136G2PF8	10823	FNMA	10,000,000.00	1.125	10/29/2018	11/05/2015	1.231	1.248	04/29 - 10/29	Received	9,964,000.00	9,964,000.00
3134GAUZ5	11118	FHLMC	15,000,000.00	1.000	10/30/2018	10/31/2016	0.986	1.000	04/30 - 10/30		15,000,000.00	15,000,000.00
3133EGBE4	10986	FFCB	10,000,000.00	1.060	11/19/2018	05/19/2016	1.086	1.101	11/19 - 05/19		9,990,000.00	9,990,000.00
3133EGBE4	10987	FFCB	10,000,000.00	1.060	11/19/2018	05/19/2016	1.045	1.060	11/19 - 05/19		10,000,000.00	10,000,000.00
3134GAHA5	11073	FHLMC	10,000,000.00	1.000	11/28/2018	08/30/2016	0.998	1.011	11/28 - 05/28		9,997,500.00	9,997,500.00
3134GAYE8	11143	FHLMC	15,000,000.00	1.125	11/28/2018	11/28/2016	1.110	1.125	05/28 - 11/28		15,000,000.00	15,000,000.00
3134GAYE82	11180	FHLMC	10,000,000.00	1.125	11/28/2018	12/30/2016	1.263	1.281	05/31 - 11/30	Received	9,970,000.00	9,970,000.00
3133EFUE5	10884	FFCB	10,000,000.00	1.420	12/28/2018	01/06/2016	1.423	1.442	06/28 - 12/28	Received	9,993,500.00	9,993,500.00
3133EG2S3	11212	FFCB	15,000,000.00	1.280	01/03/2019	02/16/2017	1.276	1.294	07/03 - 01/03	Received	14,996,054.70	14,996,054.70
3133EGJZ9	11038	FFCB	10,000,000.00	1.000	01/07/2019	07/07/2016	1.006	1.020	01/07 - 07/07		9,995,000.00	9,995,000.00
3133EFHQ3	10773	FFCB	10,000,000.00	1.200	01/08/2019	10/08/2015	1.184	1.200	01/08 - 07/08		10,000,000.00	10,000,000.00
3130A6KH9	10791	FHLB	8,000,000.00	1.190	01/14/2019	10/22/2015	1.174	1.190	01/14 - 07/14	Received	8,000,000.00	8,000,000.00
3130AAE46	11154	FHLB	10,000,000.00	1.250	01/16/2019	12/08/2016	1.235	1.252	01/16 - 07/16		9,999,600.00	9,999,600.00
3130AAE46	11155	FHLB	10,000,000.00	1.250	01/16/2019	12/08/2016	1.235	1.252	01/16 - 07/16		9,999,600.00	9,999,600.00
3130AAE46	11156	FHLB	10,000,000.00	1.250	01/16/2019	12/08/2016	1.235	1.252	01/16 - 07/16		9,999,600.00	9,999,600.00
3130AAE46	11157	FHLB	10,000,000.00	1.250	01/16/2019	12/08/2016	1.235	1.252	01/16 - 07/16		9,999,600.00	9,999,600.00
3134GAK78	11195	FHLMC	10,000,000.00	1.350	01/25/2019	01/25/2017	1.360	1.379	07/25 - 01/25		9,994,300.00	9,994,300.00
3134GAK78	11197	FHLMC	10,000,000.00	1.350	01/25/2019	01/25/2017	1.332	1.350	07/25 - 01/25		10,000,000.00	10,000,000.00
3135GOH63	10891	FNMA	10,000,000.00	1.375	01/28/2019	01/08/2016	1.377	1.396	07/08 - 01/08		9,993,800.00	9,993,800.00
3133EFC70	11210	FFCB	5,000,000.00	1.120	02/22/2019	02/15/2017	1.229	1.246	02/22 - 08/22	Received	4,987,500.00	4,987,500.00
3134G8MM8	10921	FHLMC	25,000,000.00	1.200	02/26/2019	02/26/2016	1.184	1.200	08/26 - 02/26		25,000,000.00	25,000,000.00
3133EFV38	10941	FFCB	10,000,000.00	1.250	03/29/2019	03/29/2016	1.233	1.250	09/29 - 03/29		10,000,000.00	10,000,000.00
3133EFV38	10944	FFCB	25,000,000.00	1.250	03/29/2019	03/29/2016	1.233	1.250	09/29 - 03/29		25,000,000.00	25,000,000.00
3133EFV38	10963	FFCB	10,000,000.00	1.250	03/29/2019	04/20/2016	1.233	1.250	09/29 - 03/29	Received	10,000,000.00	10,000,000.00
3134G9B97	11023	FHLMC	20,000,000.00	1.000	03/29/2019	06/29/2016	0.986	1.000	09/29 - 03/29		20,000,000.00	20,000,000.00
3134G9B97	11025	FHLMC	15,000,000.00	1.000	03/29/2019	06/29/2016	0.986	1.000	09/29 - 03/29		15,000,000.00	15,000,000.00
3134G9B97	11026	FHLMC	10,000,000.00	1.000	03/29/2019	06/29/2016	0.986	1.000	09/29 - 03/29		10,000,000.00	10,000,000.00
3133EGJW6	11037	FFCB	15,000,000.00	1.030	04/05/2019	07/05/2016	1.016	1.030	10/05 - 04/05		15,000,000.00	15,000,000.00
3133EHFP3	11247	FFCB	10,000,000.00	1.390	04/17/2019	04/17/2017	1.371	1.390	10/17 - 04/17		10,000,000.00	10,000,000.00
3133EHFP3	11249	FFCB	15,000,000.00	1.390	04/17/2019	04/17/2017	1.371	1.390	10/17 - 04/17		15,000,000.00	15,000,000.00
3135G0K28	10968	FNMA	15,000,000.00	1.250	04/26/2019	04/26/2016	1.253	1.270	10/26 - 04/26		14,991,000.00	14,991,000.00
3133EGD77	11124	FFCB	10,000,000.00	1.120	05/03/2019	11/03/2016	1.105	1.120	05/03 - 11/03		10,000,000.00	10,000,000.00
3133EGD77	11125	FFCB	10,000,000.00	1.120	05/03/2019	11/03/2016	1.105	1.120	05/03 - 11/03		10,000,000.00	10,000,000.00

**Alameda County Inv Pool
Portfolio Management
Investment Status Report - Investments
December 31, 2017**

CUSIP	Investment #	Issuer	Par Value	Stated Rate	Maturity Date	Purchase Date	YTM 360	YTM 365	Payment Dates	Accrued Interest At Purchase	Current Principal	Book Value
Agency Callables (Aaa/AA+)												
3134G9HY6	11376	FHLMC	14,000,000.00	1.200	05/09/2019	11/27/2017	1.746	1.770	05/09 - 11/09	8,400.00	13,886,250.00	13,884,650.00
3133EFD20	10918	FFCB	10,000,000.00	1.250	05/23/2019	02/23/2016	1.233	1.250	05/23 - 11/23		10,000,000.00	10,000,000.00
3134G9NB9	11400	FHLMC	15,000,000.00	1.230	05/24/2019	12/19/2017	1.780	1.804	05/24 - 11/24	12,812.50	14,878,800.00	14,891,612.50
3133EHZF3	11323	FFCB	10,000,000.00	1.375	06/19/2019	09/19/2017	1.357	1.375	12/19 - 06/19		10,000,000.00	10,000,000.00
3130A8DB6	11006	FHLB	10,000,000.00	1.125	06/21/2019	06/03/2016	1.123	1.139	06/21 - 12/21		9,995,800.00	9,995,800.00
3130A8DB6	11007	FHLB	10,000,000.00	1.125	06/21/2019	06/03/2016	1.123	1.139	06/21 - 12/21		9,995,800.00	9,995,800.00
3130A8DB6	11215	FHLB	15,000,000.00	1.125	06/21/2019	02/27/2017	1.298	1.316	06/21 - 12/21	Received	14,934,750.00	14,934,750.00
3133EGGS8	11017	FFCB	15,000,000.00	1.200	06/27/2019	06/27/2016	1.184	1.200	12/27 - 06/27		15,000,000.00	15,000,000.00
3133EGHD0	11375	FFCB	13,000,000.00	1.120	06/27/2019	11/27/2017	1.759	1.783	12/27 - 06/27	Received	12,865,937.50	12,865,937.50
3134G9F93	11029	FHLMC	10,000,000.00	1.000	06/28/2019	06/30/2016	0.986	1.000	12/28 - 06/28		10,000,000.00	10,000,000.00
3136G3UN3	11338	FNMA	5,000,000.00	1.200	06/28/2019	10/18/2017	1.598	1.620	12/28 - 06/28	Received	4,965,000.00	4,965,000.00
3130A8MM2	11297	FHLB	9,000,000.00	1.125	07/11/2019	06/28/2017	1.381	1.400	07/11 - 01/11	Received	8,950,500.00	8,950,500.00
3130AB3Q7	11239	FHLB	10,000,000.00	1.400	07/15/2019	04/06/2017	1.400	1.419	07/15 - 01/15		9,995,800.00	9,995,800.00
3137EAE81	11051	FHLMC	10,000,000.00	0.875	07/19/2019	07/20/2016	0.944	0.957	01/19 - 07/19		9,975,800.00	9,975,800.00
3130A8RQ8	11181	FHLB	10,000,000.00	1.200	07/26/2019	01/05/2017	1.380	1.400	01/26 - 07/26	Received	9,950,000.00	9,950,000.00
3130ABB21	11298	FHLB	10,000,000.00	1.375	07/26/2019	06/29/2017	1.434	1.454	07/26 - 01/26	Received	9,984,000.00	9,984,000.00
3134G9Q75	11052	FHLMC	18,000,000.00	1.250	07/26/2019	07/26/2016	1.233	1.250	01/26 - 07/26		18,000,000.00	18,000,000.00
3134G9Q75	11053	FHLMC	10,000,000.00	1.250	07/26/2019	07/26/2016	1.241	1.259	01/26 - 07/26		9,997,500.00	9,997,500.00
3134G9Q75	11136	FHLMC	10,000,000.00	1.250	07/26/2019	11/16/2016	1.336	1.354	01/26 - 07/26	Received	9,972,450.00	9,972,450.00
3134G9Q75	11137	FHLMC	10,000,000.00	1.250	07/26/2019	11/16/2016	1.336	1.354	01/26 - 07/26	Received	9,972,500.00	9,972,500.00
3134G9Q75	11173	FHLMC	10,000,000.00	1.250	07/26/2019	12/21/2016	1.550	1.571	01/26 - 07/26	Received	9,918,500.00	9,918,500.00
3135G0M91	11075	FNMA	10,000,000.00	1.125	07/26/2019	08/31/2016	1.110	1.125	01/26 - 07/26	Received	10,000,000.00	10,000,000.00
3136G3D51	11133	FNMA	15,000,000.00	1.250	07/26/2019	11/15/2016	1.251	1.269	01/26 - 07/26	Received	14,992,500.00	14,992,500.00
3133EFMD6	10811	FFCE	9,000,000.00	1.340	07/29/2019	10/29/2015	1.322	1.340	01/29 - 07/29		9,000,000.00	9,000,000.00
3135G0N33	11056	FNMA	15,000,000.00	0.875	08/02/2019	08/02/2016	0.919	0.932	02/02 - 08/02		14,974,800.00	14,974,800.00
3135G0N33	11057	FNMA	10,000,000.00	0.875	08/02/2019	08/02/2016	0.919	0.932	02/02 - 08/02		9,983,200.00	9,983,200.00
3136G3K38	11166	FNMA	15,000,000.00	1.260	08/02/2019	12/14/2016	1.396	1.415	02/02 - 08/02	Received	14,940,000.00	14,940,000.00
3136G3K46	11255	FNMA	15,000,000.00	1.260	08/02/2019	04/21/2017	1.331	1.349	08/02 - 02/02	Received	14,970,000.00	14,970,000.00
3137EAEH8	11305	FHLMC	10,000,000.00	1.375	08/15/2019	07/19/2017	1.428	1.447	01/19 - 07/19		9,985,300.00	9,985,300.00
3137EAEH8	11306	FHLMC	10,000,000.00	1.375	08/15/2019	07/19/2017	1.428	1.447	01/19 - 07/19		9,985,300.00	9,985,300.00
3136G3W76	11101	FNMA	13,000,000.00	1.150	08/23/2019	10/18/2016	1.154	1.170	02/23 - 08/23	Received	12,992,850.00	12,992,850.00
3135G0P23	11263	FNMA	15,000,000.00	1.250	08/23/2019	04/27/2017	1.397	1.417	08/23 - 02/23	Received	14,943,000.00	14,943,000.00
3135G0P49	11078	FNMA	10,000,000.00	1.000	08/28/2019	09/02/2016	1.039	1.053	02/28 - 08/28		9,984,400.00	9,984,400.00
3135G0P49	11079	FNMA	10,000,000.00	1.000	08/28/2019	09/02/2016	1.039	1.053	02/28 - 08/28		9,984,400.00	9,984,400.00

**Alameda County Inv Pool
Portfolio Management
Investment Status Report - Investments
December 31, 2017**

CUSIP	Investment #	Issuer	Par Value	Stated Rate	Maturity Date	Purchase Date	YTM 360	YTM 365	Payment Dates	Accrued Interest At Purchase	Current Principal	Book Value
Agency Callables (Aaa/AA+)												
3134GA7A6	11243	FHLMC	15,000,000.00	1.500	09/09/2019	04/07/2017	1.492	1.513	09/09 - 03/09	Received	14,995,500.00	14,995,500.00
3134GA7A6	11285	FHLMC	10,000,000.00	1.500	09/09/2019	05/31/2017	1.479	1.500	09/09 - 03/09	Received	10,000,000.00	10,000,000.00
3136G34K8	11087	FNMA	10,000,000.00	1.125	09/09/2019	09/28/2016	1.110	1.125	03/09 - 09/09	Received	10,000,000.00	10,000,000.00
3133EGU52	11160	FFCB	15,000,000.00	1.490	09/13/2019	12/13/2016	1.470	1.490	03/13 - 09/13		15,000,000.00	15,000,000.00
3133EGU52	11161	FFCB	7,000,000.00	1.490	09/13/2019	12/13/2016	1.470	1.490	03/13 - 09/13		7,000,000.00	7,000,000.00
3133EGVJ1	11085	FFCB	10,000,000.00	1.160	09/26/2019	09/26/2016	1.144	1.160	03/26 - 09/26		10,000,000.00	10,000,000.00
3135G0Q30	11110	FNMA	10,000,000.00	1.180	09/27/2019	10/24/2016	1.164	1.180	03/27 - 09/27	Received	10,000,000.00	10,000,000.00
3133EGXK6	11098	FFCB	10,000,000.00	1.120	10/11/2019	10/11/2016	1.105	1.120	04/11 - 10/11		10,000,000.00	10,000,000.00
3133EGXK6	11211	FFCB	5,000,000.00	1.120	10/11/2019	02/15/2017	1.412	1.432	04/11 - 10/11	Received	4,959,500.00	4,959,500.00
3130A9NJ6	11117	FHLB	10,000,000.00	1.200	10/11/2019	10/31/2016	1.223	1.240	04/11 - 10/11	Received	9,988,500.00	9,988,500.00
3136G4DR1	11114	FNMA	10,000,000.00	1.100	10/17/2019	10/26/2016	1.127	1.143	04/17 - 10/17	Received	9,987,500.00	9,987,500.00
3133EGZE8	11108	FFCB	15,000,000.00	1.210	10/24/2019	10/24/2016	1.193	1.210	04/24 - 10/24		15,000,000.00	15,000,000.00
3133EGZE8	11109	FFCB	10,000,000.00	1.210	10/24/2019	10/24/2016	1.193	1.210	04/24 - 10/24		10,000,000.00	10,000,000.00
3130A9PB1	11111	FHLB	10,000,000.00	1.200	10/25/2019	10/25/2016	1.187	1.203	04/25 - 10/25		9,999,000.00	9,999,000.00
3134GAUL6	11106	FHLMC	15,000,000.00	1.200	10/25/2019	10/25/2016	1.184	1.200	04/25 - 10/25		15,000,000.00	15,000,000.00
3134GBHY13	11256	FHLMC	15,000,000.00	1.500	10/25/2019	04/25/2017	1.479	1.500	10/25 - 04/25		15,000,000.00	15,000,000.00
3133EFKY2	11385	FFCB	17,000,000.00	1.360	10/28/2019	12/01/2017	1.828	1.854	04/28 - 10/28	21,193.33	16,843,260.00	16,864,453.33
3135G0Q71	11116	FNMA	10,000,000.00	1.250	10/28/2019	10/28/2016	1.233	1.250	04/28 - 10/28		10,000,000.00	10,000,000.00
3136G2R74	10822	FNMA	15,000,000.00	1.400	11/05/2019	11/05/2015	1.381	1.400	05/05 - 11/05		15,000,000.00	15,000,000.00
3133EGG66	11169	FFCB	9,000,000.00	1.130	11/15/2019	12/15/2016	1.479	1.499	05/15 - 11/15	Received	8,905,500.00	8,905,500.00
3133EG7D1	11209	FFCB	10,000,000.00	1.550	11/15/2019	02/15/2017	1.529	1.550	05/15 - 11/15		10,000,000.00	10,000,000.00
3130AA3R7	11141	FHLB	10,000,000.00	1.375	11/15/2019	11/17/2016	1.364	1.383	05/15 - 11/15		9,997,700.00	9,997,700.00
3136G4GU1	11146	FNMA	10,000,000.00	1.400	11/25/2019	11/29/2016	1.432	1.451	05/25 - 11/25	Received	9,985,000.00	9,985,000.00
3136G4GU1	11172	FNMA	15,000,000.00	1.400	11/25/2019	12/19/2016	1.637	1.660	05/25 - 11/25	Received	14,888,700.00	14,888,700.00
3136G4GU1	11242	FNMA	9,000,000.00	1.400	11/25/2019	04/07/2017	1.515	1.536	05/25 - 11/25	Received	8,968,500.00	8,968,500.00
3133EGW92	11171	FFCB	20,000,000.00	1.500	12/19/2019	12/19/2016	1.479	1.500	06/19 - 12/19		20,000,000.00	20,000,000.00
3136G34J1	11076	FNMA	5,000,000.00	1.000	12/24/2019	09/01/2016	1.085	1.100	02/24 - 08/24	Received	4,983,750.00	4,983,750.00
3134GBXG2	11299	FHLMC	10,000,000.00	1.550	12/27/2019	06/30/2017	1.529	1.550	12/27 - 06/27		10,000,000.00	10,000,000.00
3136G4DA8	11102	FNMA	15,000,000.00	1.200	12/30/2019	10/19/2016	1.184	1.200	12/30 - 06/30	Received	15,000,000.00	15,000,000.00
3136G4BQ5	11104	FNMA	10,000,000.00	1.250	01/07/2020	10/19/2016	1.241	1.258	01/07 - 07/07	Received	9,997,500.00	9,997,500.00
3133EG3J2	11186	FFCB	10,000,000.00	1.550	01/10/2020	01/10/2017	1.529	1.550	07/10 - 01/10		10,000,000.00	10,000,000.00
3137EAEE5	11190	FHLMC	10,000,000.00	1.500	01/17/2020	01/17/2017	1.516	1.537	07/17 - 01/17		9,989,200.00	9,989,200.00
3137EAEE5	11191	FHLMC	10,000,000.00	1.500	01/17/2020	01/17/2017	1.516	1.537	07/17 - 01/17		9,989,200.00	9,989,200.00
3134G9DF1	10975	FHLMC	15,000,000.00	1.410	02/04/2020	05/04/2016	1.391	1.410	08/04 - 02/04		15,000,000.00	15,000,000.00

**Alameda County Inv Pool
Portfolio Management
Investment Status Report - Investments
December 31, 2017**

CUSIP	Investment #	Issuer	Par Value	Stated Rate	Maturity Date	Purchase Date	YTM 360	YTM 365	Payment Dates	Accrued Interest At Purchase	Current Principal	Book Value
Agency Callables (Aaa/AA+)												
3133EGQR9	11067	FFCB	12,000,000.00	1.250	02/10/2020	08/18/2016	1.233	1.250	02/10 - 08/10	Received	12,000,000.00	12,000,000.00
3136G4HH9	11151	FNMA	10,000,000.00	1.500	02/26/2020	11/30/2016	1.480	1.500	02/26 - 08/26		10,000,000.00	10,000,000.00
3133EHCA9	11231	FFCB	5,000,000.00	1.760	03/13/2020	03/31/2017	1.736	1.760	09/13 - 03/13	Received	5,000,000.00	5,000,000.00
3133EGFY6	11014	FFCB	15,000,000.00	1.400	03/16/2020	06/16/2016	1.381	1.400	09/16 - 03/16		15,000,000.00	15,000,000.00
3130AD4J8	11410	FHLB	10,000,000.00	2.000	03/27/2020	12/27/2017	1.973	2.001	03/27 - 09/27		10,000,000.00	10,000,000.00
3135G0P72	11129	FNMA	10,000,000.00	1.375	03/30/2020	11/10/2016	1.356	1.375	03/30 - 09/30	Received	10,000,000.00	10,000,000.00
3133EFZ26	10954	FFCB	15,000,000.00	1.400	04/07/2020	04/07/2016	1.381	1.400	10/07 - 04/07		15,000,000.00	15,000,000.00
3133EF2L0	10956	FFCB	10,000,000.00	1.400	04/13/2020	04/13/2016	1.381	1.400	10/13 - 04/13		10,000,000.00	10,000,000.00
3133EF2L0	10957	FFCB	15,000,000.00	1.400	04/13/2020	04/15/2016	1.381	1.400	10/13 - 04/13	Received	15,000,000.00	15,000,000.00
3133EF2L0	10961	FFCB	15,000,000.00	1.400	04/13/2020	04/19/2016	1.381	1.400	10/13 - 04/13	Received	15,000,000.00	15,000,000.00
3130AB3F1	11246	FHLE	15,000,000.00	1.600	04/13/2020	04/13/2017	1.578	1.600	10/13 - 04/13		15,000,000.00	15,000,000.00
3130A6JG3	11325	FHLE	10,000,000.00	1.700	04/14/2020	09/21/2017	1.686	1.710	10/14 - 04/14	Received	9,997,500.00	9,997,500.00
3137EAEF2	11252	FHLMC	10,000,000.00	1.375	04/20/2020	04/20/2017	1.472	1.492	10/20 - 04/20		9,965,800.00	9,965,800.00
3137EAEF2	11253	FHLMC	10,000,000.00	1.375	04/20/2020	04/20/2017	1.472	1.492	10/20 - 04/20		9,965,800.00	9,965,800.00
3137EAEF2	11254	FHLMC	10,000,000.00	1.375	04/20/2020	04/20/2017	1.472	1.492	10/20 - 04/20		9,965,800.00	9,965,800.00
3133EF5Y9	10977	FFCE	9,700,000.00	1.470	05/04/2020	05/04/2016	1.450	1.470	11/04 - 05/04		9,700,000.00	9,700,000.00
3133EGQQ10	11407	FFCB	10,000,000.00	2.050	05/15/2020	12/22/2017	2.713	2.750	06/22 - 12/22	13,361.11	9,825,370.00	9,838,731.11
3130ACN83	11358	FHLB	15,000,000.00	1.700	05/15/2020	10/30/2017	1.677	1.700	05/15 - 11/15		15,000,000.00	15,000,000.00
3130ACN83	11396	FHLB	10,000,000.00	1.700	05/15/2020	12/13/2017	1.877	1.903	05/15 - 11/15	20,305.56	9,952,000.00	9,972,305.56
3130ACN83	11406	FHLB	15,000,000.00	1.700	05/15/2020	12/21/2017	1.968	1.995	05/15 - 11/15	36,125.00	14,896,500.00	14,932,625.00
3130ACN83	11408	FHLB	20,000,000.00	1.700	05/15/2020	12/26/2017	1.942	1.969	05/15 - 11/15	52,888.89	19,875,000.00	19,927,888.89
3130A8ZA4	11068	FHLB	22,200,000.00	1.230	05/22/2020	08/22/2016	1.213	1.230	11/22 - 05/22		22,200,000.00	22,200,000.00
3133EGDW2	11008	FFCB	10,000,000.00	1.520	06/08/2020	06/08/2016	1.499	1.520	12/08 - 06/08		10,000,000.00	10,000,000.00
3133EGDW2	11009	FFCB	10,000,000.00	1.520	06/08/2020	06/08/2016	1.499	1.520	12/08 - 06/08		10,000,000.00	10,000,000.00
3133EH2C6	11394	FFCB	15,000,000.00	1.970	06/08/2020	12/08/2017	1.943	1.970	06/08 - 12/08		15,000,000.00	15,000,000.00
3133EGHP3	11022	FFCB	10,000,000.00	1.420	06/29/2020	06/29/2016	1.401	1.420	12/29 - 06/29		10,000,000.00	10,000,000.00
3133EGHQ1	11027	FFCB	20,000,000.00	1.470	06/29/2020	06/29/2016	1.450	1.470	12/29 - 06/29		20,000,000.00	20,000,000.00
3134GBHQ8	11260	FHLMC	20,000,000.00	1.700	07/27/2020	04/27/2017	1.677	1.700	10/27 - 04/27		20,000,000.00	20,000,000.00
3134GBEE8	11261	FHLMC	15,000,000.00	1.750	07/27/2020	04/27/2017	1.726	1.750	07/27 - 01/27		15,000,000.00	15,000,000.00
3135G0T60	11309	FNMA	10,000,000.00	1.500	07/30/2020	08/01/2017	1.582	1.604	01/30 - 07/30		9,969,700.00	9,969,700.00
3135G0T60	11310	FNMA	10,000,000.00	1.500	07/30/2020	08/01/2017	1.582	1.604	01/30 - 07/30		9,969,700.00	9,969,700.00
3133EGU60	11164	FFCB	5,000,000.00	1.820	09/14/2020	12/14/2016	1.816	1.841	03/14 - 09/14		4,996,250.00	4,996,250.00
3133EGU60	11165	FFCB	15,000,000.00	1.820	09/14/2020	12/14/2016	1.795	1.820	03/14 - 09/14		15,000,000.00	15,000,000.00
3130ACE26	11312	FHLB	10,000,000.00	1.375	09/28/2020	09/08/2017	1.462	1.483	09/28 - 03/28		9,967,900.00	9,967,900.00

**Alameda County Inv Pool
Portfolio Management
Investment Status Report - Investments
December 31, 2017**

CUSIP	Investment #	Issuer	Par Value	Stated Rate	Maturity Date	Purchase Date	YTM 360	YTM 365	Payment Dates	Accrued Interest At Purchase	Current Principal	Book Value
Agency Callables (Aaa/AA+)												
3130ACE26	11313	FHLB	10,000,000.00	1.375	09/28/2020	09/08/2017	1.462	1.483	09/28 - 03/28		9,967,900.00	9,967,900.00
3130ACE26	11314	FHLB	10,000,000.00	1.375	09/28/2020	09/08/2017	1.462	1.483	09/28 - 03/28		9,967,900.00	9,967,900.00
3136G4PK30	11398	FNMA	15,000,000.00	1.750	09/28/2020	12/14/2017	1.838	1.864	06/14 - 12/14	55,416.67	14,898,600.00	14,954,016.67
3134GBH21	11327	FHLMC	10,000,000.00	1.700	09/29/2020	09/29/2017	1.677	1.700	03/29 - 09/29		10,000,000.00	10,000,000.00
3134G9F85	11030	FHLMC	25,000,000.00	1.320	09/30/2020	06/30/2016	1.302	1.320	09/30 - 12/31		25,000,000.00	25,000,000.00
3134GBHC9	11268	FHLMC	5,000,000.00	1.850	10/27/2020	04/28/2017	1.825	1.850	10/27 - 04/27	Received	5,000,000.00	5,000,000.00
3130A6MH7	10805	FHLB	5,000,000.00	1.720	10/28/2020	10/28/2015	1.696	1.720	04/28 - 10/28		5,000,000.00	5,000,000.00
3137EAEK1	11367	FHLMC	10,000,000.00	1.875	11/17/2020	11/15/2017	1.882	1.908	11/17 - 05/17		9,990,400.00	9,990,400.00
3137EAEK1	11368	FHLMC	10,000,000.00	1.875	11/17/2020	11/15/2017	1.882	1.908	11/17 - 05/17		9,990,400.00	9,990,400.00
3134GBLC4	11282	FHLMC	5,000,000.00	1.800	11/18/2020	05/18/2017	1.790	1.815	11/18 - 05/18		4,997,500.00	4,997,500.00
3133EHW58	11374	FFCB	10,000,000.00	1.900	11/27/2020	11/27/2017	1.910	1.936	02/27 - Quarterly		9,997,100.00	9,997,100.00
3134GBYF3	11308	FHLMC	10,000,000.00	1.800	01/27/2021	07/27/2017	1.775	1.800	01/27 - 07/27		10,000,000.00	10,000,000.00
3130ACLQ5	11357	FHLB	10,000,000.00	2.000	04/30/2021	10/30/2017	1.973	2.000	04/30 - 10/30		10,000,000.00	10,000,000.00
3134GBTJ1	11369	FHLMC	10,000,000.00	1.830	06/01/2021	11/16/2017	1.979	2.006	12/01 - 06/01	Received	9,940,000.00	9,940,000.00
3130A8HX4	11370	FHLB	5,000,000.00	1.375	06/30/2021	11/16/2017	2.181	2.211	12/30 - 06/30	25,972.22	4,972,500.00	4,998,472.22
3137EAEK9	11066	FHLMC	10,000,000.00	1.125	08/12/2021	08/12/2016	1.213	1.230	02/12 - 08/12		9,949,200.00	9,949,200.00
3130ACF33	11316	FHLB	10,000,000.00	1.875	09/13/2021	09/13/2017	1.849	1.875	03/13 - 09/13		10,000,000.00	10,000,000.00
3130AAMN5	11206	FHLB	6,000,000.00	2.000	10/26/2021	02/08/2017	1.984	2.011	07/26 - 01/26	Received	5,997,000.00	5,997,000.00
3130AABG2	11148	FHLB	5,000,000.00	1.875	11/29/2021	11/30/2016	1.932	1.959	05/29 - 11/29		4,980,100.00	4,980,100.00
3130AABG2	11149	FHLB	5,000,000.00	1.875	11/29/2021	11/30/2016	1.932	1.959	05/29 - 11/29		4,980,100.00	4,980,100.00
3130AABG2	11150	FHLB	5,000,000.00	1.875	11/29/2021	11/30/2016	1.932	1.959	05/29 - 11/29		4,980,100.00	4,980,100.00
3135G0S38	11184	FNMA	15,000,000.00	2.000	01/05/2022	01/09/2017	2.010	2.038	07/05 - 01/05		14,973,150.00	14,973,150.00
3135G0T78	11331	FNMA	15,000,000.00	2.000	10/05/2022	10/06/2017	1.986	2.014	04/06 - 10/06		14,990,100.00	14,990,100.00
3135G0T78	11332	FNMA	10,000,000.00	2.000	10/05/2022	10/06/2017	1.986	2.014	04/06 - 10/06		9,993,400.00	9,993,400.00
3130ACKG8	11349	FHLB	15,000,000.00	2.200	10/24/2022	10/24/2017	2.170	2.200	04/24 - 10/24		15,000,000.00	15,000,000.00
Agency Callables (Aaa/AA+) Totals			2,456,900,000.00				1.308	1.326		246,475.28	2,453,865,802.20	2,454,112,277.48
Municipal Bonds												
13063DAA6	11259	CAS	9,625,000.00	1.248	04/01/2018	04/27/2017	1.231	1.248	10/27 - 04/01		9,625,000.00	9,625,000.00
91412GS63	11280	UNVHGR	7,475,000.00	1.250	05/15/2018	05/18/2017	1.233	1.250	11/18 - 05/15		7,475,000.00	7,475,000.00
91412GS71	11281	UNVHGR	2,500,000.00	1.610	05/15/2019	05/18/2017	1.588	1.610	11/18 - 05/18		2,500,000.00	2,500,000.00
Municipal Bonds Totals			19,600,000.00				1.277	1.295		0.00	19,600,000.00	19,600,000.00

**Alameda County Inv Pool
Portfolio Management
Investment Status Report - Investments
December 31, 2017**

CUSIP	Investment #	Issuer	Par Value	Stated Rate	Maturity Date	Purchase Date	YTM 360	YTM 365	Payment Dates	Accrued Interest At Purchase	Current Principal	Book Value
Investment Totals			6,057,750,000.00				1.169	1.185		757,358.14	6,047,899,053.75	6,048,656,411.89