



T R E A S U R E R - T A X C O L L E C T O R

HENRY C. LEVY
TREASURER - TAX COLLECTOR

September 22, 2022

Board of Supervisors
County of Alameda
1221 Oak Street, 5th Floor
Oakland, CA 94612

Dear Board Members:

RE: Investment Report – August 2022

In accordance with the Treasurer’s investment policy, submitted herewith is a report of the cash pool investments for the month of August 2022. Enclosed with this report is a detailed composition of all outstanding investments by securities category as of August 31, 2022. This report reflects the market value and cost of purchase. All investments in the Treasurer’s investment portfolio conform to the statutory requirements of Government Code Section 53601 et. seq., authorities delegated by the County Board of Supervisors and the Treasurer’s investment policy.

As of Augsut 31, 2022

Treasurer’s Investment Pool – Book Value	\$ 7,554,007,266
Treasurer’s Investment Pool – Market Value	7,312,104,541
Total Cash in Bank	57,216,007
Total interest received during the month	10,046,002
Average Maturity of the portfolio	586 days
Annualized cash basis rate of return for the month	1.56%

Liquidity Summary of the Portfolio as of August 31, 2022

Maturity	Amount	Percentage Held
1 to 90 days	\$ 1,117,717,397	14.80%
91 to 365 days	2,073,152,924	27.44%
2 years	1,495,229,239	19.79%
3 years	1,857,452,226	24.59%
4 years	722,969,166	9.57%
5 years	287,486,314	3.81%
Total	\$7,554,007,266	100.00%

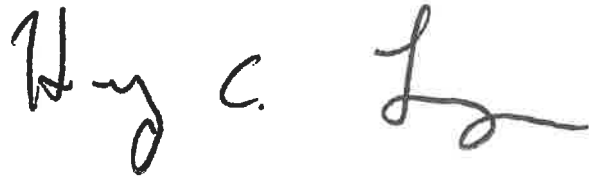
Conclusion

Based on investment activity during the month of August 2022, the Treasurer expects to meet all operating cash needs for the pool participants within the next six months from the portfolio's most liquid assets and current revenues. For your review, a copy of the Investment Status Report and transaction details for the month of August 2022 is attached and on file with the Office of the Clerk of the Board of Supervisors.

Vision 2026 Goal

The Investment Report meets the 10x goal of **Accessible Infrastructure** in support of our shared vision of **Prosperous and Vibrant Economy**.

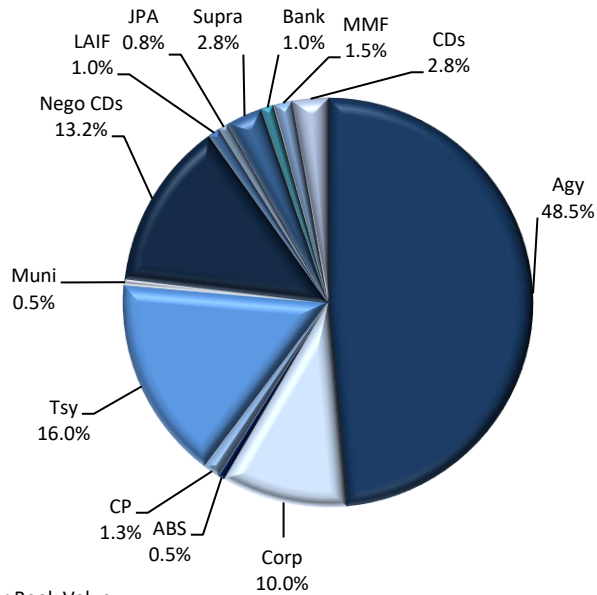
Very truly yours,

A handwritten signature in black ink, appearing to read "Henry C. Levy". The signature is written in a cursive style with a large initial "H" and a long horizontal stroke at the end.

Henry C. Levy
Treasurer – Tax Collector

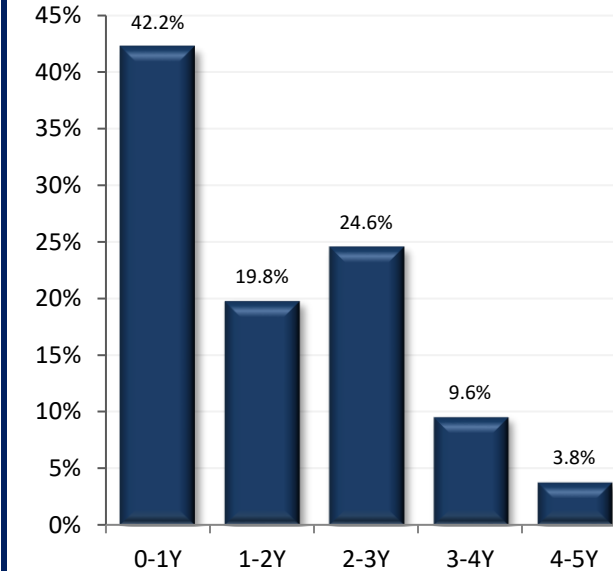
cc: Susan Muranishi, County Administrator
Melissa Wilk, Auditor-Controller
School District and Special District Participants
Members of the Treasury Oversight Committee

SECTOR ALLOCATION



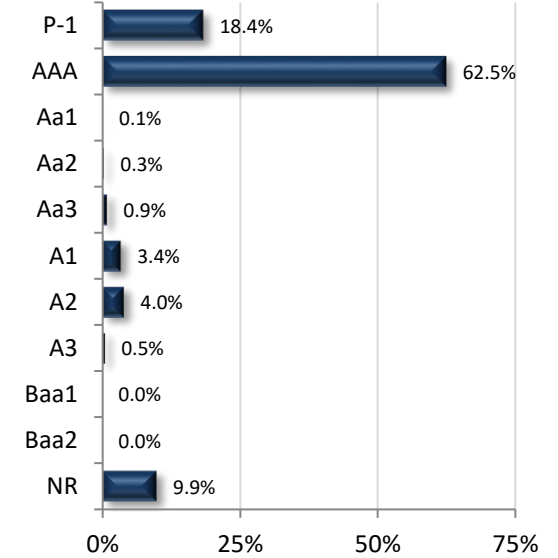
Per Book Value

MATURITY DISTRIBUTION



Per Book Value

CREDIT QUALITY (MOODY'S)



NR: Not Rated

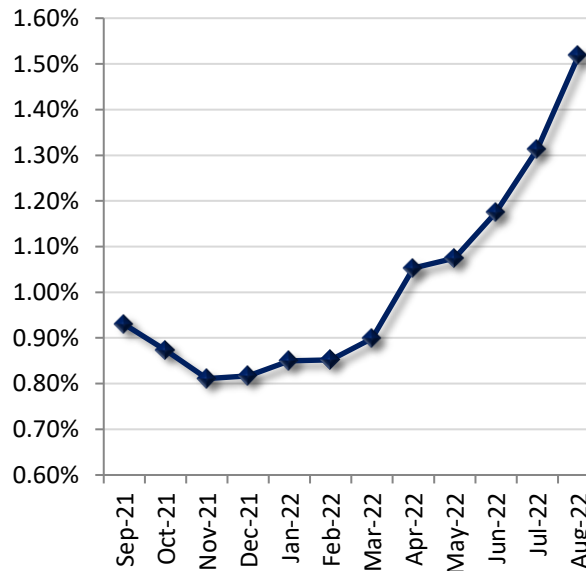
ACCOUNT SUMMARY

	8/31/22	7/31/22
Market Value	\$7,312,104,541	\$7,455,051,964
Book Value*	\$7,554,007,266	\$7,635,912,521
Unrealized G/L	-\$241,902,725	-\$180,860,557
Par Value	\$7,575,341,801	\$7,656,487,274
Net Asset Value	\$96.798	\$97.631
Book Yield	1.52%	1.31%
Years to Maturity	1.61	1.58
Effective Duration	1.47	1.52

*Book Value is not Amortized

**Note: 50mm maturity on 8/31 was credited the following business day and will show on our September 2019 reports.

PORTFOLIO BOOK YIELD HISTORY



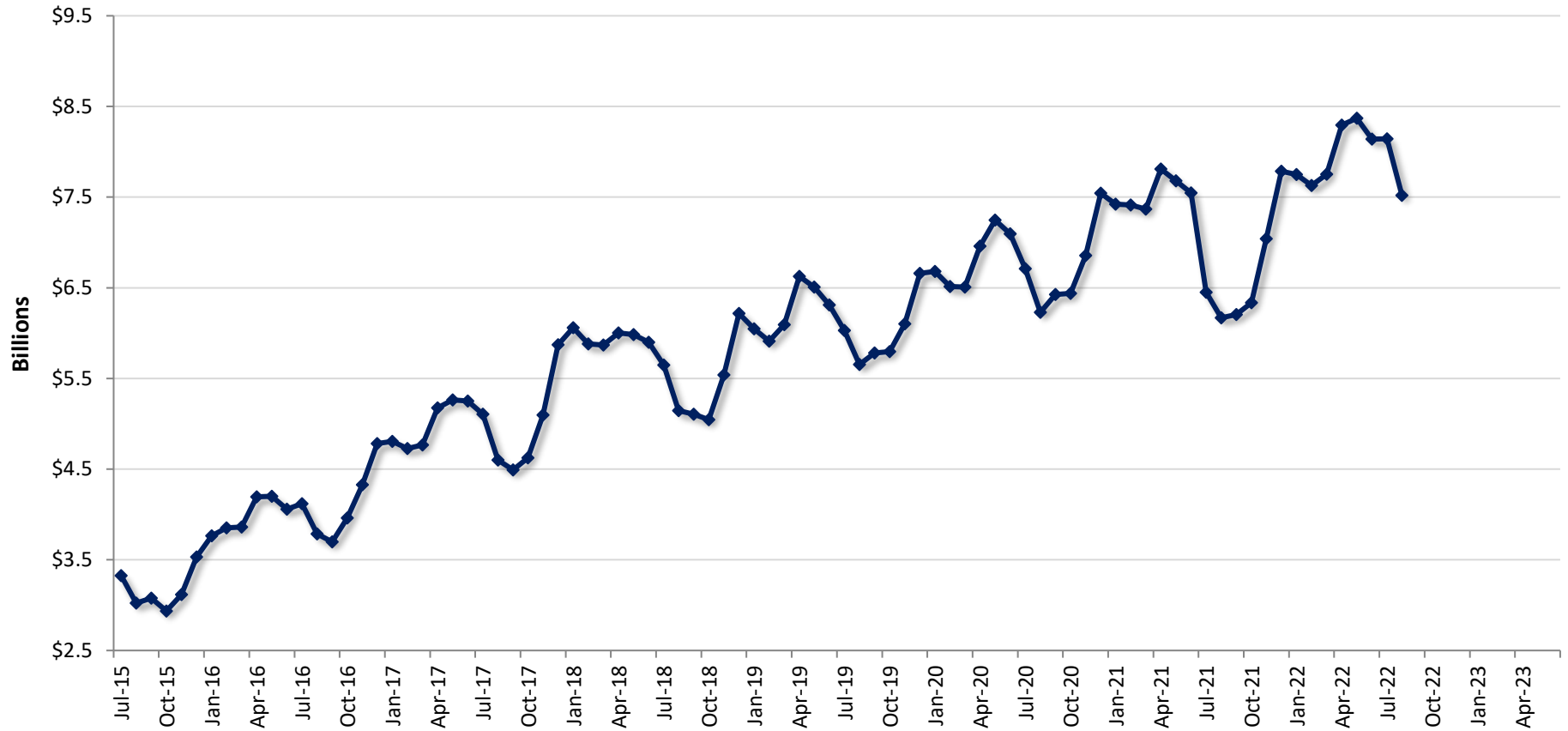
TOP ISSUERS

Issuer	% Portfolio
Federal Home Loan Bank	23.8%
U.S. Treasury	14.8%
Federal National Mtg Assn	7.9%
Federal Home Loan Mtg Corp	7.1%
Toronto Dominion Bank	5.7%
Farmer Mac	5.6%
Royal Bank CN	3.3%
Federal Farm Credit Bank	3.0%
Bank of Montreal	2.7%
JP Morgan Sec	2.0%
International Bank Recon & D	1.5%
State Street Institutional US	1.4%
Natixis North America	1.3%
Federal Home Loan Bk Disc Note	1.3%
National Australia Bank	1.3%

Per Book Value

Item / Sector	Parameters	In Compliance
Weighted Average Maturity	Maximum WAM of 3.0 years	Yes 1.61 yrs
U.S. Treasury and Federal Agency Obligations	No sector limit; no issuer limit; max maturity 5 years	Yes 64.6%
Debt Issued by State of CA and Local Agencies within the State	20% limit; 5% issuer limit; Minimum rating of A by at least one NRSRO; max maturity 5 years	Yes 0.5%
LAIF	Maximum amount permitted by LAIF (currently \$75 million limit)	Yes \$72 Mil
Joint Powers Authority (CAMP)	Max Limit: Twice the limit of LAIF deposits (currently \$150 million limit)	Yes \$20 Mil
Joint Powers Authority (CalTrust)	Max Limit: Twice the limit of LAIF deposits (currently \$150 million limit)	Yes \$40 Mil
Money Market Mutual Funds	20% limit; 10% per fund limit; SEC registered with stable NAV; Rated AAAM or equivalent by at least two of the three rating agencies or meet advisor requirements	Yes 1.5%
Commercial Paper (Includes Asset Backed)	25% sector limit; 10% combined issuer limit; Max maturity of 270 days; Rated A-1, P-1, or F-1; Total assets over \$500mm; Asset Backed CP Must have program-wide credit enhancements	Yes 1.3%
Negotiable CDs	30% limit; 10% combined issuer limit; Minimum rating of A by rating agency if issued by domestic bank; Minimum rating of AA if a U.S. branch of a foreign bank; Max maturity of 1 year	Yes 13.2%
Collateralized/FDIC - Insured Time Deposits	Time deposits with banks and savings and loans associations located with the State, collateralized according to Government code	Yes 2.8%
Collateralized Money Market Bank Accounts	Deposit funds in interest-bearing active collateralized money market bank accounts	Yes 1.0%
Medium-Term Notes	30% limit; 10% combined issuer limit, Max maturity 5 years; Minimum rating of A or better by two NRSRO's	Yes 10.0%
Asset-Backed Securities	20% limit; 5% issuer limit; Max maturity of 5 years; Minimum rating of AA or better by rating agency	Yes 0.5%
Repurchase Agreement	20% limit; Max maturity of 180 days; Must have 102% collateral; Collateral of agency and treasuries with final maturity not to exceed 5 years	Yes 0.0%
Supranationals	30% limit; 15% issuer limit; Only IBRD, IFC, IADB; Max Maturity 5 years; Minimum rating of AA by a rating agency; max maturity of 5 years	Yes 2.8%
Floaters, Structured Notes, Derivatives	15% limit for treasuries, agencies, and munis	Yes 0.0%

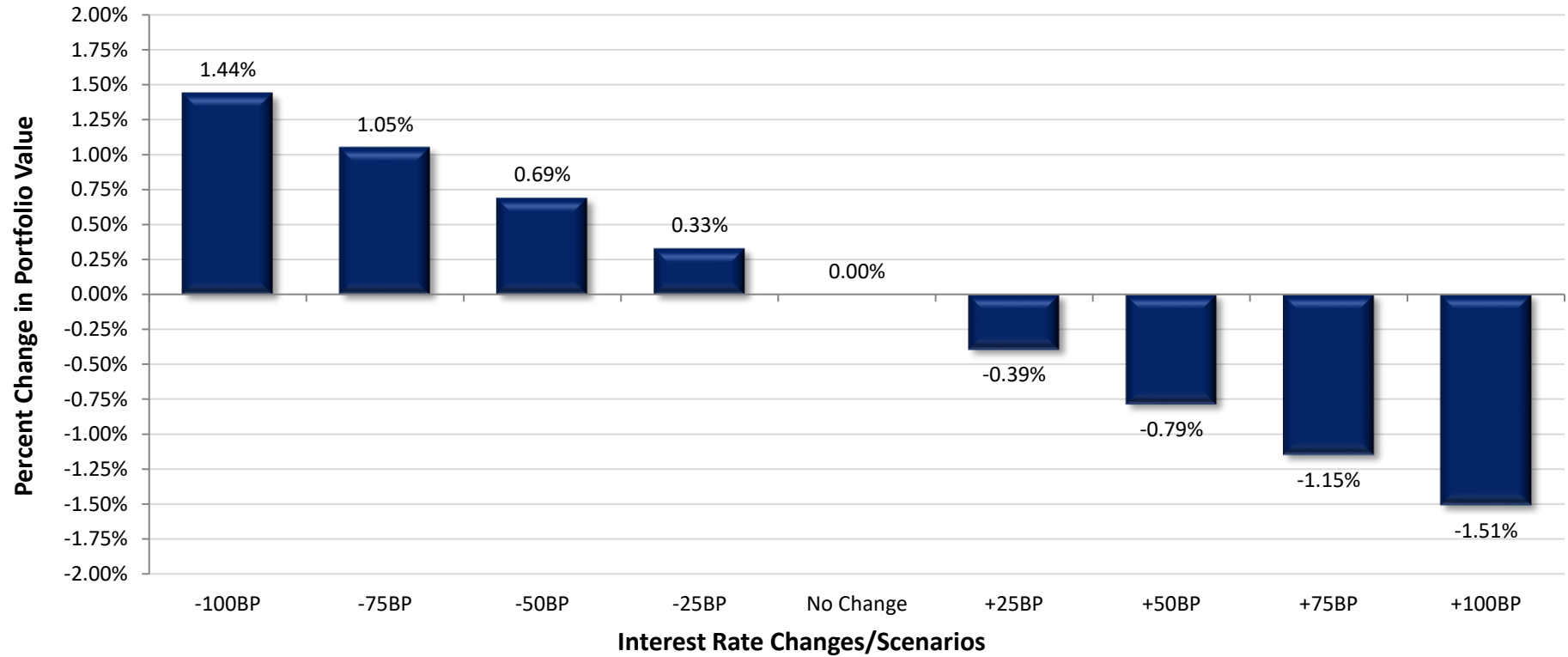
**Historical Book Values
8/31/2022**



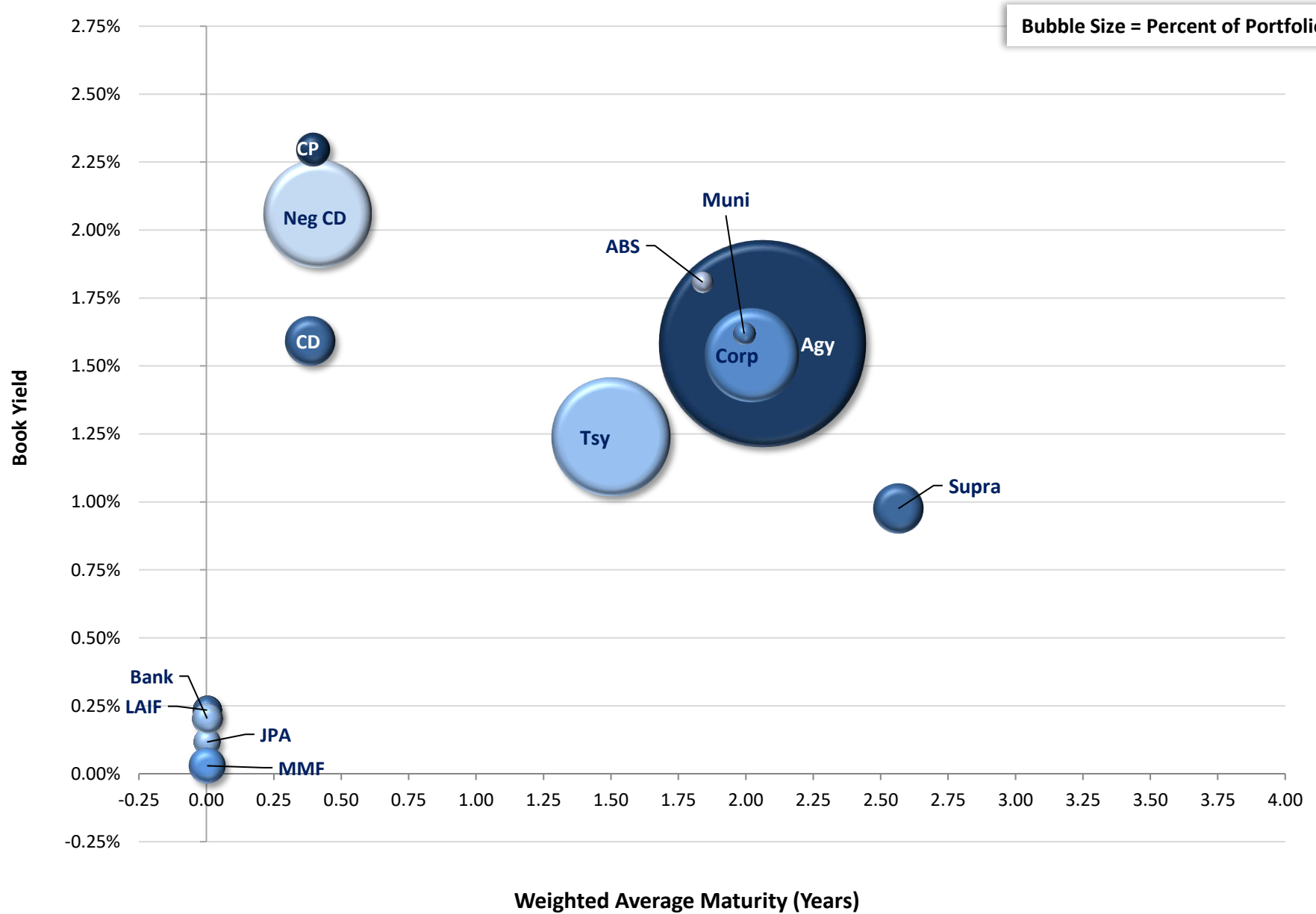
	Jul	Aug	Sep	Oct	Nov	Dec	Jan	Feb	Mar	Apr	May	Jun
Fiscal Year 2016	\$3.325	\$3.023	\$3.078	\$2.936	\$3.117	\$3.530	\$3.747	\$3.852	\$3.862	\$4.195	\$4.199	\$4.060
Fiscal Year 2017	\$4.120	\$3.786	\$3.698	\$3.962	\$4.328	\$4.781	\$4.807	\$4.726	\$4.767	\$5.174	\$5.263	\$5.253
Fiscal Year 2018	\$5.107	\$4.600	\$4.490	\$4.625	\$5.096	\$5.818	\$6.011	\$5.881	\$5.868	\$6.002	\$5.984	\$5.901
Fiscal Year 2019	\$5.648	\$5.146	\$5.108	\$5.047	\$5.540	\$6.217	\$6.047	\$5.912	\$6.093	\$6.626	\$6.507	\$6.311
Fiscal Year 2020	\$6.029	\$5.655	\$5.782	\$5.797	\$6.103	\$6.658	\$6.682	\$6.513	\$6.507	\$6.958	\$7.246	\$7.096
Fiscal Year 2021	\$6.711	\$6.231	\$6.426	\$6.439	\$6.857	\$7.543	\$7.422	\$7.412	\$7.369	\$7.811	\$7.680	\$7.546
Fiscal Year 2022	\$6.449	\$6.168	\$6.204	\$6.335	\$7.041	\$7.786	\$7.749	\$7.630	\$7.753	\$8.296	\$8.370	\$8.141
Fiscal Year 2023	\$8.142	\$7.519										

Figures in Billions, Average Daily Balance

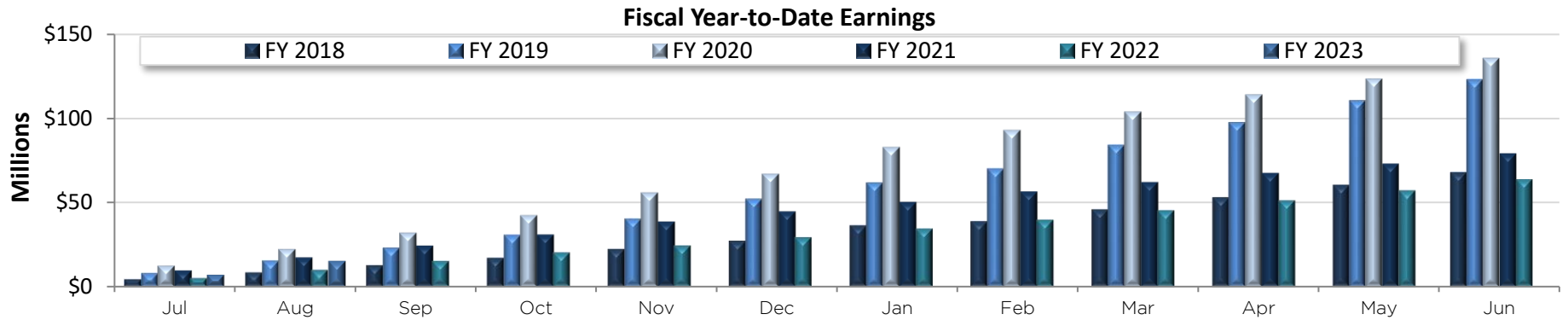
Instantaneous Interest Rate Changes and Approximate Change in Portfolio's Market Value



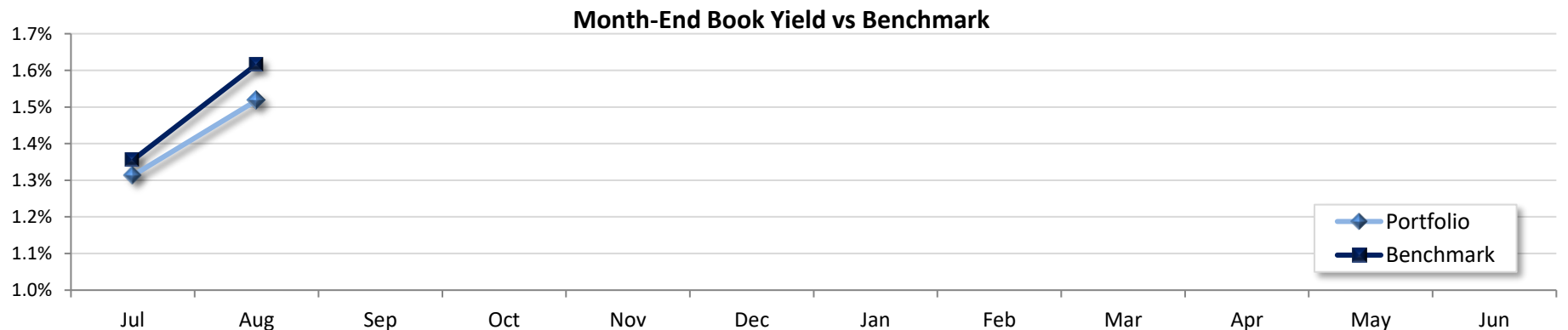
Int. Rate Change	Portfolio Value	Value Change	Percent Change
-100 Basis Points	\$7,417,398,847	\$105,294,305	1.44%
-75 Basis Points	\$7,388,969,384	\$76,864,843	1.05%
-50 Basis Points	\$7,362,645,808	\$50,541,267	0.69%
-25 Basis Points	\$7,336,322,231	\$24,217,690	0.33%
No Change	\$7,312,104,541	\$0	0.00%
+25 Basis Points	\$7,283,397,219	-\$28,707,322	-0.39%
+50 Basis Points	\$7,254,689,896	-\$57,414,645	-0.79%
+75 Basis Points	\$7,228,190,829	-\$83,913,712	-1.15%
+100 Basis Points	\$7,201,691,763	-\$110,412,779	-1.51%



*Note: Excludes Cash Balance



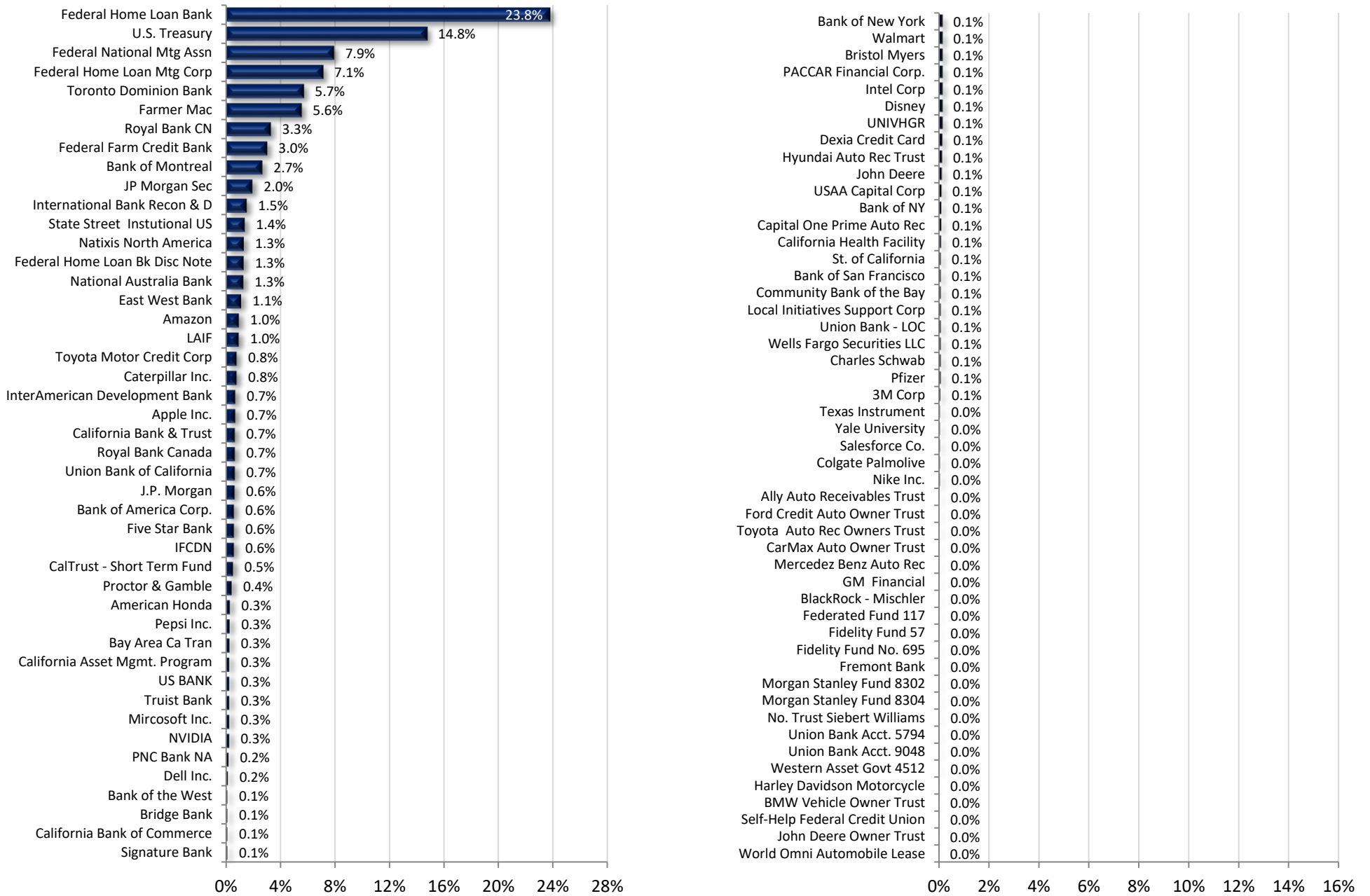
Fiscal YTD (\$Mil)	Jul	Aug	Sep	Oct	Nov	Dec	Jan	Feb	Mar	Apr	May	Jun
FY 2018	\$4.6	\$8.7	\$12.8	\$17.3	\$22.4	\$27.3	\$36.5	\$38.8	\$45.9	\$53.0	\$60.3	\$67.8
FY 2019	\$8.4	\$15.8	\$23.5	\$31.1	\$40.7	\$52.6	\$62.1	\$70.3	\$84.4	\$97.7	\$110.6	\$123.0
FY 2020	\$12.7	\$22.7	\$32.4	\$42.8	\$56.2	\$67.5	\$83.2	\$93.3	\$104.2	\$114.2	\$123.6	\$135.9
FY 2021	\$9.9	\$17.5	\$24.4	\$31.0	\$38.5	\$44.5	\$50.1	\$56.3	\$61.7	\$67.1	\$72.6	\$78.7
FY 2022	\$5.3	\$10.2	\$15.4	\$20.3	\$24.5	\$29.3	\$34.3	\$39.5	\$45.0	\$50.9	\$56.8	\$63.4
FY 2023	\$7.1	\$14.9										



	Jul	Aug	Sep	Oct	Nov	Dec	Jan	Feb	Mar	Apr	May	Jun
Month-End Book Yield	1.31%	1.52%										
Benchmark	1.36%	1.62%										
Variance	-0.04%	-0.10%										

Benchmark: ICE BofAML Indices 30MMA 10% 1-5yr Tsy, 35% 1-5yr Agy, 5% 1-5yr A-AAA Ex Yankee Corp, and 6MMA 10% 0-1yr Tsy, 20% 0-1yr Agy, 20% 0-1yr A-AAA Corp

Holdings Allocation by Issuer



**Alameda County Investment Pool
Portfolio Management
Portfolio Summary
August 31, 2022**

Investments	Par Value	Market Value	Book Value	% of Portfolio	Days to Maturity	YTM 365 Equiv.
Non-Negotiable CDs	211,230,000.00	211,230,000.00	211,230,000.00	2.80	140	1.591
Local Agency Investment Funds	72,000,000.00	72,000,000.00	72,000,000.00	0.95	1	0.234
Joint Powers Authority	60,000,000.00	60,000,000.00	60,000,000.00	0.79	1	0.117
Money Market Mutual Funds	113,000,000.00	113,000,000.00	113,000,000.00	1.50	1	0.029
Money Market Bank Accounts	77,000,000.00	77,000,000.00	77,000,000.00	1.02	1	0.203
Negotiable CDs	1,000,000,000.00	996,154,500.00	999,090,000.00	13.23	151	2.060
Corporate Notes	754,258,000.00	720,221,358.70	752,651,815.91	9.96	738	1.540
Washington Supranational Obligation	215,000,000.00	200,509,570.00	214,524,789.00	2.84	937	0.975
Commercial Paper Disc. -Amortizing	100,000,000.00	98,577,000.00	98,331,666.67	1.30	145	2.296
Agency Bullets (Aaa/AA+)	1,411,010,000.00	1,373,212,443.70	1,409,001,662.19	18.65	504	1.583
Federal Agency Disc. -Amortizing	100,000,000.00	99,191,500.00	98,935,970.00	1.31	99	2.580
Treasury Notes and Bonds	1,225,000,000.00	1,176,595,750.00	1,212,300,738.34	16.05	548	1.239
Agency Callables (Aaa/AA+)	2,160,590,000.00	2,039,677,574.70	2,159,030,537.70	28.58	946	1.535
Asset Backed Securities	35,458,800.54	35,321,631.49	35,404,310.56	0.47	672	1.808
Municipal Bonds	40,795,000.00	39,413,212.55	41,505,775.80	0.55	728	1.619
	7,575,341,800.54	7,312,104,541.14	7,554,007,266.17	100.00%	586	1.518

Total Earnings	August 31 Month Ending	Fiscal Year To Date
Current Year	7,752,658.32	14,923,075.46
Average Daily Balance	7,519,442,899.05	7,830,840,119.98
Effective Rate of Return	1.21%	1.12%

Henry C. Levy, Treasurer - Tax Collector

Reporting period 08/01/2022-08/31/2022

Run Date: 09/21/2022 - 09:51

Portfolio POOL
RC
PM (PRF_PM1) 7.3.0
Report Ver. 7.3.6.1

**Alameda County Investment Pool
Portfolio Management
Portfolio Details - Investments
August 31, 2022**

CUSIP	Investment #	Issuer	Average Balance	Purchase Date	Par Value	Market Value	Book Value	Stated Rate	YTM 365	Days to Maturity	Maturity Date
Non-Negotiable CDs											
SYS12797	12797	Bank of San Francisco		08/04/2022	5,000,000.00	5,000,000.00	5,000,000.00	3.030	3.072	337	08/04/2023
SYS12526	12526	Bridge Bank		10/04/2021	10,000,000.00	10,000,000.00	10,000,000.00	0.350	0.355	32	10/03/2022
SYS12749	12749	California Bank & Trust		06/20/2022	30,000,000.00	30,000,000.00	30,000,000.00	0.150	0.152	18	09/19/2022
SYS12664	12658	Community Bank of the Bay		03/08/2022	5,000,000.00	5,000,000.00	5,000,000.00	0.690	0.700	7	09/08/2022
SYS12803	12803	California Bank of Commerce		09/13/2021	10,000,000.00	10,000,000.00	10,000,000.00	0.690	0.700	11	09/12/2022
SYS12640	12640	East West Bank		02/10/2022	40,000,000.00	40,000,000.00	40,000,000.00	0.990	1.004	162	02/10/2023
SYS12767	12767	East West Bank		06/30/2022	25,000,000.00	25,000,000.00	25,000,000.00	3.000	3.042	302	06/30/2023
SYS12798	12798	East West Bank		07/25/2022	20,000,000.00	20,000,000.00	20,000,000.00	2.900	2.940	144	01/23/2023
SYS12708	12708	Fremont Bank		04/29/2022	1,000,000.00	1,000,000.00	1,000,000.00	0.150	0.152	60	10/31/2022
63873QTM6	12802	Natixis North America		04/27/2022	50,000,000.00	50,000,000.00	50,000,000.00	2.380	2.413	167	02/15/2023
SYS12660	12660	Self-Help Federal Credit Union		03/14/2022	230,000.00	230,000.00	230,000.00	1.000	1.014	193	03/13/2023
SYS12528	12528	Signature Bank		10/06/2021	10,000,000.00	10,000,000.00	10,000,000.00	0.350	0.355	35	10/06/2022
SYS12742	12742	Union Bank - LOC		05/10/2022	5,000,000.00	5,000,000.00	5,000,000.00	0.500	0.507	251	05/10/2023
Subtotal and Average			211,230,000.00		211,230,000.00	211,230,000.00	211,230,000.00		1.591	140	
Local Agency Investment Funds											
SYS10285	10285	LAIF		07/01/2018	72,000,000.00	72,000,000.00	72,000,000.00	0.234	0.234	1	
Subtotal and Average			72,000,000.00		72,000,000.00	72,000,000.00	72,000,000.00		0.234	1	
Joint Powers Authority											
SYS10470	10470	California Asset Mgmt. Program		07/01/2018	20,000,000.00	20,000,000.00	20,000,000.00	0.050	0.050	1	
SYS10472	10472	CalTrust - Short Term Fund		07/01/2018	40,000,000.00	40,000,000.00	40,000,000.00	0.150	0.150	1	
Subtotal and Average			60,000,000.00		60,000,000.00	60,000,000.00	60,000,000.00		0.117	1	
Money Market Mutual Funds											
09250C721	12656	BlackRock - Mischler		03/03/2022	1,000,000.00	1,000,000.00	1,000,000.00	0.030	0.030	1	
608919718	11093	Federated Fund 117		07/01/2018	1,000,000.00	1,000,000.00	1,000,000.00	0.030	0.030	1	
316175504	10274	Fidelity Fund No. 695		07/01/2018	1,000,000.00	1,000,000.00	1,000,000.00	0.010	0.010	1	
316175108	11090	Fidelity Fund 57		07/01/2018	1,000,000.00	1,000,000.00	1,000,000.00	0.010	0.010	1	
61747C707	10280	Morgan Stanley Fund 8302		07/01/2018	1,000,000.00	1,000,000.00	1,000,000.00	0.030	0.030	1	
61747C582	11089	Morgan Stanley Fund 8304		07/01/2018	1,000,000.00	1,000,000.00	1,000,000.00	0.010	0.010	1	
665279840	12588	No. Trust Siebert Williams		12/06/2021	1,000,000.00	1,000,000.00	1,000,000.00	0.030	0.030	1	
SYS12009	12009	State Street Institutional US		02/11/2020	105,000,000.00	105,000,000.00	105,000,000.00	0.030	0.030	1	
52470G791	10318	Western Asset Govt 4512		07/01/2018	1,000,000.00	1,000,000.00	1,000,000.00	0.010	0.010	1	
Subtotal and Average			246,677,419.35		113,000,000.00	113,000,000.00	113,000,000.00		0.029	1	

**Alameda County Investment Pool
Portfolio Management
Portfolio Details - Investments
August 31, 2022**

CUSIP	Investment #	Issuer	Average Balance	Purchase Date	Par Value	Market Value	Book Value	Stated Rate	YTM 365	Days to Maturity	Maturity Date
Money Market Bank Accounts											
SYS12169	12169	Five Star Bank		11/12/2019	45,000,000.00	45,000,000.00	45,000,000.00	0.234	0.234	1	
SYS12601	12601	Bank of the West		12/22/2021	10,000,000.00	10,000,000.00	10,000,000.00	0.150	0.150	1	
SYS10286	10286	California Bank & Trust		07/01/2018	20,000,000.00	20,000,000.00	20,000,000.00	0.180	0.180	1	
SYS10290	10290	Union Bank Acct. 5794		07/01/2018	1,000,000.00	1,000,000.00	1,000,000.00	0.010	0.010	1	
SYS10291	10291	Union Bank Acct. 9048		07/01/2018	1,000,000.00	1,000,000.00	1,000,000.00	0.010	0.010	1	
Subtotal and Average			77,000,000.00		77,000,000.00	77,000,000.00	77,000,000.00	0.203		1	
Negotiable CDs											
06367CRK5	12619	Bank of Montreal		01/05/2022	50,000,000.00	49,547,500.00	50,000,000.00	0.580	0.588	124	01/03/2023
06367CSX6	12654	Bank of Montreal		03/02/2022	50,000,000.00	49,577,500.00	50,000,000.00	1.150	1.166	139	01/18/2023
06367CXQ5	12794	Bank of Montreal		08/30/2022	50,000,000.00	50,001,000.00	50,000,000.00	4.120	4.177	328	07/26/2023
46640QQ12	12796	JP Morgan Sec		08/31/2022	50,000,000.00	49,060,000.00	49,090,000.00	3.600	3.718	181	03/01/2023
63873QTL8	12730	Natixis North America		04/27/2022	50,000,000.00	49,789,500.00	50,000,000.00	2.340	2.373	153	02/01/2023
78012U7G4	12752	Royal Bank Canada		06/27/2022	50,000,000.00	49,880,000.00	50,000,000.00	3.550	3.599	251	05/10/2023
78012UX67	12541	Royal Bank CN		10/29/2021	50,000,000.00	49,820,000.00	50,000,000.00	0.330	0.335	55	10/26/2022
78012UX75	12542	Royal Bank CN		10/29/2021	50,000,000.00	49,920,000.00	50,000,000.00	0.300	0.304	27	09/28/2022
78012U2P9	12593	Royal Bank CN		12/16/2021	50,000,000.00	49,807,500.00	50,000,000.00	0.430	0.436	60	10/31/2022
78012U5J0	12725	Royal Bank CN		04/26/2022	50,000,000.00	49,770,500.00	50,000,000.00	2.280	2.312	151	01/30/2023
78015JCS4	12795	Royal Bank CN		08/31/2022	50,000,000.00	50,000,000.00	50,000,000.00	4.150	4.208	329	07/27/2023
89114WJY2	12543	Toronto Dominion Bank		10/29/2021	50,000,000.00	49,875,000.00	50,000,000.00	0.320	0.324	41	10/12/2022
89114WKQ7	12547	Toronto Dominion Bank		11/10/2021	50,000,000.00	49,774,000.00	50,000,000.00	0.360	0.365	69	11/09/2022
89114WL45	12559	Toronto Dominion Bank		11/16/2021	50,000,000.00	49,954,000.00	50,000,000.00	0.290	0.294	15	09/16/2022
89114WNY7	12612	Toronto Dominion Bank		12/29/2021	50,000,000.00	49,962,000.00	50,000,000.00	0.390	0.395	13	09/14/2022
89114WVT9	12726	Toronto Dominion Bank		04/26/2022	50,000,000.00	49,783,500.00	50,000,000.00	2.290	2.322	151	01/30/2023
89114WZP3	12750	Toronto Dominion Bank		06/27/2022	50,000,000.00	49,823,000.00	50,000,000.00	3.560	3.609	265	05/24/2023
89114WZT5	12751	Toronto Dominion Bank		06/27/2022	50,000,000.00	49,843,500.00	50,000,000.00	3.550	3.599	251	05/10/2023
89115BNS5	12793	Toronto Dominion Bank		08/30/2022	50,000,000.00	49,973,500.00	50,000,000.00	4.110	4.167	328	07/26/2023
62478UFT8	12775	Union Bank of California		07/29/2022	50,000,000.00	49,992,500.00	50,000,000.00	2.890	2.930	81	11/21/2022
Subtotal and Average			856,422,258.06		1,000,000,000.00	996,154,500.00	999,090,000.00	2.060		151	
Corporate Notes											
037833DM9	11851	Apple Inc.		09/11/2019	3,000,000.00	2,901,840.00	2,993,160.00	1.800	1.848	741	09/11/2024
037833DL1	11852	Apple Inc.		09/11/2019	1,000,000.00	999,750.00	999,830.00	1.700	1.706	10	09/11/2022
037833DM9	11943	Apple Inc.		12/12/2019	9,000,000.00	8,705,520.00	8,918,370.00	1.800	2.001	741	09/11/2024
037833DT4	12133	Apple Inc.		05/11/2020	5,000,000.00	4,672,200.00	4,991,050.00	1.125	1.162	983	05/11/2025

**Alameda County Investment Pool
Portfolio Management
Portfolio Details - Investments
August 31, 2022**

CUSIP	Investment #	Issuer	Average Balance	Purchase Date	Par Value	Market Value	Book Value	Stated Rate	YTM 365	Days to Maturity	Maturity Date
Corporate Notes											
037833DV9	12134	Apple Inc.		05/11/2020	5,000,000.00	4,908,900.00	4,986,400.00	0.750	0.842	252	05/11/2023
037833DX5	12200	Apple Inc.		08/20/2020	5,000,000.00	4,563,100.00	4,988,200.00	0.550	0.598	1,084	08/20/2025
037833DX5	12201	Apple Inc.		08/20/2020	5,000,000.00	4,563,100.00	4,988,200.00	0.550	0.598	1,084	08/20/2025
037833EB2	12387	Apple Inc.		02/08/2021	20,000,000.00	18,071,200.00	19,955,000.00	0.746	0.792	1,256	02/08/2026
023135BQ8	12162	Amazon		06/10/2020	5,000,000.00	4,619,900.00	4,995,350.00	0.800	0.819	1,006	06/03/2025
023135BQ8	12163	Amazon		06/10/2020	5,000,000.00	4,619,900.00	4,993,750.00	0.800	0.826	1,006	06/03/2025
023135BQ8	12166	Amazon		06/11/2020	10,000,000.00	9,239,800.00	9,990,700.00	0.800	0.819	1,006	06/03/2025
023135BV7	12442	Amazon		05/12/2021	10,000,000.00	9,787,600.00	9,998,600.00	0.250	0.257	253	05/12/2023
023135BX3	12443	Amazon		05/12/2021	10,000,000.00	9,054,400.00	9,956,800.00	1.000	1.089	1,349	05/12/2026
023135BW5	12444	Amazon		05/12/2021	3,000,000.00	2,845,050.00	2,995,620.00	0.450	0.499	619	05/12/2024
023135CF1	12686	Amazon		04/13/2022	7,000,000.00	6,833,190.00	6,985,580.00	3.300	3.345	1,685	04/13/2027
023135CD6	12687	Amazon		04/13/2022	10,000,000.00	9,900,800.00	10,000,000.00	2.730	2.730	590	04/13/2024
023135CE4	12688	Amazon		04/13/2022	13,000,000.00	12,805,390.00	12,981,496.67	3.000	3.050	955	04/13/2025
06051GJG5	12241	Bank of America Corp.		09/25/2020	8,000,000.00	7,428,160.00	8,000,000.00	0.981	0.981	1,120	09/25/2025
06051GJG5	12242	Bank of America Corp.		09/25/2020	3,000,000.00	2,785,560.00	3,000,000.00	0.981	0.981	1,120	09/25/2025
06048WM31	12453	Bank of America Corp.		05/28/2021	10,000,000.00	8,737,900.00	10,000,000.00	1.250	1.250	1,365	05/28/2026
06048WM64	12482	Bank of America Corp.		07/07/2021	10,000,000.00	8,654,300.00	9,975,000.00	1.200	1.252	1,393	06/25/2026
06048WP46	12517	Bank of America Corp.		09/27/2021	10,000,000.00	9,075,100.00	10,000,000.00	0.750	0.750	938	03/27/2025
06048WN63	12530	Bank of America Corp.		10/08/2021	4,898,000.00	4,219,920.88	4,844,122.00	1.150	1.382	1,470	09/10/2026
06406RBC0	12699	Bank of New York		04/26/2022	10,000,000.00	9,861,700.00	9,998,600.00	3.350	3.355	967	04/25/2025
06406RAL1	12153	Bank of NY		06/01/2020	6,540,000.00	6,335,101.80	6,848,426.40	2.100	1.001	784	10/24/2024
06368EA36	12336	Bank of Montreal		12/08/2020	10,000,000.00	9,585,600.00	9,993,500.00	0.450	0.472	463	12/08/2023
06368FAA7	12508	Bank of Montreal		09/15/2021	5,000,000.00	4,822,600.00	4,995,800.00	0.400	0.442	379	09/15/2023
06368FAC3	12509	Bank of Montreal		09/15/2021	6,000,000.00	5,352,180.00	5,989,860.00	1.250	1.285	1,475	09/15/2026
06368FAE9	12625	Bank of Montreal		01/10/2022	10,000,000.00	9,409,800.00	9,994,700.00	1.500	1.518	862	01/10/2025
06368FAG4	12657	Bank of Montreal		03/08/2022	15,000,000.00	14,616,450.00	14,989,500.00	2.150	2.186	554	03/08/2024
06368D3S1	12746	Bank of Montreal		06/07/2022	6,000,000.00	5,914,800.00	5,998,620.00	3.700	3.708	1,010	06/07/2025
110122DN5	12302	Bristol Myers		11/13/2020	5,000,000.00	4,549,100.00	4,991,900.00	0.750	0.783	1,169	11/13/2025
110122DT2	12303	Bristol Myers		11/13/2020	5,000,000.00	4,833,100.00	5,000,000.00	0.537	0.537	438	11/13/2023
14913Q3A5	11839	Caterpillar Inc.		09/06/2019	6,000,000.00	5,999,220.00	5,991,660.00	1.900	1.948	5	09/06/2022
14913Q3C1	11971	Caterpillar Inc.		01/13/2020	15,000,000.00	14,968,950.00	14,993,100.00	1.950	1.967	78	11/18/2022
14913Q3C1	12032	Caterpillar Inc.		03/12/2020	5,000,000.00	4,989,650.00	5,013,341.61	1.950	1.404	78	11/18/2022
14913R2F3	12222	Caterpillar Inc.		09/14/2020	10,000,000.00	9,680,300.00	9,993,200.00	0.450	0.473	378	09/14/2023
14913R2J5	12410	Caterpillar Inc.		03/01/2021	10,000,000.00	9,847,800.00	9,991,400.00	0.250	0.293	181	03/01/2023
14913R2U0	12620	Caterpillar Inc.		01/10/2022	5,000,000.00	4,573,400.00	4,997,600.00	1.700	1.710	1,590	01/08/2027
14913R2S5	12621	Caterpillar Inc.		01/10/2022	10,000,000.00	9,638,700.00	9,998,400.00	0.950	0.958	496	01/10/2024

Portfolio POOL
RC
PM (PRF_PM2) 7.3.0

**Alameda County Investment Pool
Portfolio Management
Portfolio Details - Investments
August 31, 2022**

CUSIP	Investment #	Issuer	Average Balance	Purchase Date	Par Value	Market Value	Book Value	Stated Rate	YTM 365	Days to Maturity	Maturity Date
Corporate Notes											
194162AM5	12777	Colgate Palmolive		08/09/2022	3,000,000.00	2,949,570.00	2,997,240.00	3.100	3.114	1,079	08/15/2025
24422EVH9	12157	John Deere		06/04/2020	3,000,000.00	2,928,690.00	2,997,540.00	0.700	0.727	307	07/05/2023
24422EVJ5	12259	John Deere		10/09/2020	2,000,000.00	1,930,860.00	1,997,680.00	0.400	0.439	404	10/10/2023
24422EVX4	12622	John Deere		01/10/2022	3,000,000.00	2,890,320.00	2,999,520.00	0.900	0.908	496	01/10/2024
24422EWA3	12623	Dell Inc.		01/10/2022	5,000,000.00	4,554,850.00	4,997,150.00	1.700	1.712	1,593	01/11/2027
24422EYV2	12624	Dell Inc.		01/10/2022	7,000,000.00	6,611,780.00	6,996,710.00	1.250	1.266	862	01/10/2025
254687FN1	12066	Disney		03/23/2020	5,000,000.00	4,927,500.00	4,997,254.44	3.350	3.360	935	03/24/2025
254687FJ0	12075	Disney		03/27/2020	5,000,000.00	5,000,000.00	4,954,200.00	1.650	2.038	0	09/01/2022
31422XXA5	12690	Farmer Mac		04/08/2022	20,000,000.00	19,652,000.00	20,000,000.00	2.570	2.571	666	06/28/2024
02665WCA7	12028	American Honda		03/12/2020	5,000,000.00	4,994,000.00	5,028,661.83	2.600	1.427	76	11/16/2022
02665WDH1	12029	American Honda		03/12/2020	3,000,000.00	2,957,520.00	3,013,191.56	1.950	1.498	251	05/10/2023
02665WDH1	12030	American Honda		03/12/2020	5,500,000.00	5,422,120.00	5,524,619.51	1.950	1.490	251	05/10/2023
02665WDX6	12448	American Honda		05/20/2021	10,000,000.00	9,784,300.00	9,999,800.00	0.350	0.351	231	04/20/2023
458140BP4	12069	Intel Corp		03/25/2020	10,000,000.00	9,988,500.00	9,984,500.00	3.400	3.434	936	03/25/2025
46647PBS4	12226	J.P. Morgan		09/16/2020	4,000,000.00	3,846,720.00	4,000,000.00	0.653	0.653	746	09/16/2024
46647PBY1	12396	J.P. Morgan		02/16/2021	5,000,000.00	4,726,450.00	5,000,000.00	0.563	0.563	899	02/16/2025
46647PBZ8	12417	J.P. Morgan		03/16/2021	10,000,000.00	9,814,000.00	10,000,000.00	0.697	0.697	562	03/16/2024
48128G3N8	12454	J.P. Morgan		05/28/2021	5,000,000.00	4,385,550.00	5,000,000.00	1.200	1.200	1,365	05/28/2026
46647PCH7	12455	J.P. Morgan		06/01/2021	5,000,000.00	4,677,700.00	5,000,000.00	0.824	0.824	1,004	06/01/2025
48128G3V0	12459	J.P. Morgan		06/11/2021	10,000,000.00	8,733,700.00	10,000,000.00	1.150	1.150	1,379	06/11/2026
48128G4R8	12486	J.P. Morgan		08/17/2021	10,000,000.00	8,691,900.00	9,990,000.00	1.150	1.171	1,446	08/17/2026
53961LAH2	12402	Local Initiatives Support Corp		02/25/2021	5,000,000.00	4,749,900.00	5,000,000.00	0.500	0.500	532	02/15/2024
88579YBL4	12078	3M Corp		03/30/2020	4,761,000.00	4,722,483.51	4,727,530.17	1.750	2.003	166	02/14/2023
594918BQ6	11783	Mircosoft Inc.		06/27/2019	4,157,000.00	4,096,681.93	4,160,450.31	2.000	1.979	341	08/08/2023
594918AQ7	11836	Mircosoft Inc.		08/30/2019	15,150,000.00	15,121,669.50	15,185,321.14	2.125	1.644	75	11/15/2022
654106AH6	12074	Nike Inc.		03/27/2020	3,000,000.00	2,902,980.00	2,995,920.00	2.400	2.429	938	03/27/2025
67066GAL8	12679	NVIDIA		04/22/2022	20,000,000.00	18,959,400.00	19,115,528.89	0.584	2.824	652	06/14/2024
69371RQ66	12006	PACCAR Financial Corp.		02/06/2020	10,000,000.00	9,541,300.00	9,991,900.00	1.800	1.817	889	02/06/2025
713448EQ7	12045	Pepsi Inc.		03/19/2020	2,500,000.00	2,409,875.00	2,498,236.67	2.250	2.265	930	03/19/2025
713448EQ7	12047	Pepsi Inc.		03/19/2020	5,000,000.00	4,819,750.00	4,996,450.00	2.250	2.265	930	03/19/2025
713448EQ7	12051	Pepsi Inc.		03/20/2020	5,000,000.00	4,819,750.00	4,991,650.00	2.250	2.286	930	03/19/2025
713448FB9	12257	Pepsi Inc.		10/07/2020	10,000,000.00	9,677,100.00	9,994,300.00	0.400	0.120	401	10/07/2023
717081EX7	12151	Pfizer		05/28/2020	5,000,000.00	4,628,450.00	4,968,800.00	0.800	0.928	1,000	05/28/2025
742718FL8	12280	Proctor & Gamble		10/29/2020	5,000,000.00	4,540,200.00	4,991,900.00	0.550	0.583	1,154	10/29/2025
742718FL8	12633	Proctor & Gamble		01/31/2022	8,752,000.00	7,947,166.08	8,392,292.80	0.550	1.687	1,154	10/29/2025
742718FV6	12637	Proctor & Gamble		02/01/2022	20,000,000.00	18,727,800.00	19,971,600.00	1.900	1.930	1,614	02/01/2027

Portfolio POOL
RC
PM (PRF_PM2) 7.3.0

**Alameda County Investment Pool
Portfolio Management
Portfolio Details - Investments
August 31, 2022**

CUSIP	Investment #	Issuer	Average Balance	Purchase Date	Par Value	Market Value	Book Value	Stated Rate	YTM 365	Days to Maturity	Maturity Date
Corporate Notes											
69349LAG3	11909	PNC Bank NA		11/15/2019	15,000,000.00	14,992,050.00	15,044,360.04	2.700	2.116	61	11/01/2022
808513BR5	12445	Charles Schwab		05/13/2021	4,000,000.00	3,608,720.00	3,990,720.00	1.150	1.198	1,350	05/13/2026
808513BY0	12655	Charles Schwab		03/03/2022	1,000,000.00	932,880.00	998,920.00	2.450	2.473	1,644	03/03/2027
79466LAG9	12484	Salesforce Co.		07/12/2021	3,000,000.00	2,840,910.00	2,998,470.00	0.625	0.640	683	07/15/2024
89114QCM8	12364	Toronto Dominion Bank		01/06/2021	12,000,000.00	11,880,000.00	11,989,200.00	0.250	0.295	127	01/06/2023
89114QCP1	12365	Toronto Dominion Bank		01/06/2021	10,000,000.00	8,931,900.00	9,985,300.00	0.750	0.780	1,223	01/06/2026
89114TZK1	12591	Toronto Dominion Bank		12/13/2021	10,000,000.00	9,411,400.00	9,992,700.00	1.250	1.275	834	12/13/2024
89236TEC5	11916	Toyota Motor Credit Corp		11/22/2019	5,000,000.00	4,999,350.00	5,007,148.11	2.150	1.855	7	09/08/2022
89236TEC5	11917	Toyota Motor Credit Corp		11/22/2019	15,000,000.00	14,998,050.00	15,021,873.76	2.150	1.849	7	09/08/2022
89236TGX7	12081	Toyota Motor Credit Corp		04/01/2020	6,000,000.00	5,862,480.00	5,988,960.00	3.000	3.040	943	04/01/2025
89236TGW9	12083	Toyota Motor Credit Corp		04/01/2020	5,000,000.00	4,982,950.00	4,999,450.00	2.900	2.904	210	03/30/2023
89236TJH9	12464	Toyota Motor Credit Corp		06/18/2021	15,000,000.00	14,177,100.00	14,982,150.00	0.500	0.540	656	06/18/2024
89236TJN6	12506	Toyota Motor Credit Corp		09/13/2021	5,000,000.00	4,694,000.00	4,997,650.00	0.625	0.641	743	09/13/2024
89236TKC8	12758	Toyota Motor Credit Corp		06/30/2022	10,000,000.00	9,987,700.00	9,990,500.00	3.950	3.984	1,033	06/30/2025
89788JAB5	12026	Truist Bank		03/09/2020	10,000,000.00	9,884,800.00	9,993,000.00	1.250	1.274	189	03/09/2023
89788JAA79	12635	Truist Bank		01/31/2022	10,000,000.00	9,373,200.00	9,930,500.00	1.500	1.542	921	03/10/2025
882508BK9	12507	Texas Instrument		09/15/2021	3,000,000.00	2,718,090.00	3,000,000.00	1.125	1.125	1,475	09/15/2026
90327QD71	12449	USAA Capital Corp		05/21/2021	7,000,000.00	6,636,490.00	6,987,540.00	0.500	0.572	608	05/01/2024
90331HPF4	11935	US BANK		12/09/2019	20,000,000.00	19,912,600.00	19,983,200.00	1.950	1.978	130	01/09/2023
95001D6U9	12124	Wells Fargo Securities LLC		04/30/2020	5,000,000.00	4,912,850.00	5,000,000.00	2.150	2.150	241	04/30/2023
931142DU4	11342	Walmart		10/20/2017	5,000,000.00	4,987,500.00	4,999,600.00	2.350	2.351	105	12/15/2022
931142EK5	11536	Walmart		06/27/2018	2,000,000.00	2,005,060.00	1,999,460.00	3.400	3.406	298	06/26/2023
931142ER0	12512	Walmart		09/17/2021	3,000,000.00	2,715,690.00	2,994,330.00	1.050	1.089	1,477	09/17/2026
98459LAA1	12160	Yale University		06/09/2020	3,000,000.00	2,782,020.00	3,000,000.00	0.873	0.873	957	04/15/2025
Subtotal and Average			763,452,704.41		754,258,000.00	720,221,358.70	752,651,815.91	1.540	738		

Washington Supranational Obligation

45818WCS3	11932	InterAmerican Development Bank		12/03/2019	10,000,000.00	9,570,100.00	9,991,000.00	1.700	1.719	806	11/15/2024
45818WCS3	11950	InterAmerican Development Bank		12/16/2019	25,000,000.00	23,925,250.00	24,891,000.00	1.700	1.793	806	11/15/2024
45818WDA1	12412	InterAmerican Development Bank		03/11/2021	18,000,000.00	16,532,640.00	17,952,714.00	0.800	0.854	1,280	03/04/2026
459058JL8	12277	International Bank Recon & D		10/28/2020	15,000,000.00	13,620,000.00	14,983,050.00	0.500	0.523	1,153	10/28/2025
459058JM6	12312	International Bank Recon & D		11/24/2020	20,000,000.00	19,204,200.00	19,957,000.00	0.250	0.322	449	11/24/2023
459058JM6	12313	International Bank Recon & D		11/24/2020	15,000,000.00	14,403,150.00	14,967,750.00	0.250	0.322	449	11/24/2023
459058JE4	12358	International Bank Recon & D		12/23/2020	10,000,000.00	9,116,500.00	9,984,000.00	0.375	0.410	1,061	07/28/2025
459058JS3	12390	International Bank Recon & D		02/10/2021	15,000,000.00	13,318,200.00	15,000,000.00	0.650	0.650	1,258	02/10/2026

**Alameda County Investment Pool
Portfolio Management
Portfolio Details - Investments
August 31, 2022**

CUSIP	Investment #	Issuer	Average Balance	Purchase Date	Par Value	Market Value	Book Value	Stated Rate	YTM 365	Days to Maturity	Maturity Date
Washington Supranational Obligation											
45905U5Y6	12400	International Bank Recon & D		02/18/2021	9,500,000.00	8,542,305.00	9,492,875.00	0.600	0.615	1,266	02/18/2026
45905U5Y6	12401	International Bank Recon & D		02/18/2021	10,000,000.00	8,991,900.00	10,000,000.00	0.600	0.600	1,266	02/18/2026
45906M2L4	12414	International Bank Recon & D		03/12/2021	15,000,000.00	13,505,250.00	14,857,500.00	0.650	0.846	1,272	02/24/2026
45906M3C3	12669	International Bank Recon & D		03/29/2022	7,500,000.00	7,349,625.00	7,494,150.00	2.250	2.290	574	03/28/2024
45950VNP7	11974	IFCDN		01/17/2020	25,000,000.00	23,796,250.00	24,953,750.00	1.680	1.719	862	01/10/2025
45950VPX8	12446	IFCDN		05/14/2021	10,000,000.00	9,011,000.00	10,000,000.00	0.860	0.860	1,351	05/14/2026
45950VQS8	12573	IFCDN		11/24/2021	10,000,000.00	9,623,200.00	10,000,000.00	0.610	0.610	449	11/24/2023
Subtotal and Average			214,524,789.00		215,000,000.00	200,509,570.00	214,524,789.00		0.975	937	
Commercial Paper Disc. -Amortizing											
46590ENJ3	12695	JP Morgan Sec		04/26/2022	50,000,000.00	49,334,000.00	49,184,166.67	2.200	2.295	139	01/18/2023
46590ENW4	12696	JP Morgan Sec		04/26/2022	50,000,000.00	49,243,000.00	49,147,500.00	2.200	2.296	151	01/30/2023
Subtotal and Average			127,307,455.20		100,000,000.00	98,577,000.00	98,331,666.67		2.296	145	
Agency Bullets (Aaa/AA+)											
3132X0U25	11486	Farmer Mac		04/19/2018	30,000,000.00	29,877,900.00	29,982,000.00	2.800	2.813	230	04/19/2023
3132X0U25	11487	Farmer Mac		04/19/2018	40,000,000.00	39,837,200.00	39,976,000.00	2.800	2.813	230	04/19/2023
3132X0U25	11488	Farmer Mac		04/19/2018	30,000,000.00	29,877,900.00	29,982,000.00	2.800	2.813	230	04/19/2023
31422BEX4	11736	Farmer Mac		04/24/2019	50,000,000.00	49,986,000.00	50,000,000.00	2.475	2.475	33	10/04/2022
31422BFL9	11755	Farmer Mac		05/10/2019	25,000,000.00	24,608,750.00	25,000,000.00	2.400	2.400	547	03/01/2024
31422BFK1	11756	Farmer Mac		05/10/2019	25,000,000.00	24,567,750.00	25,000,000.00	2.400	2.400	608	05/01/2024
31422BJB7	11793	Farmer Mac		07/22/2019	25,000,000.00	24,509,250.00	25,000,000.00	1.970	1.970	488	01/02/2024
31422BPC8	11911	Farmer Mac		11/20/2019	20,000,000.00	19,538,800.00	20,000,000.00	1.720	1.720	445	11/20/2023
31422BQK9	11955	Farmer Mac		12/20/2019	25,000,000.00	24,130,250.00	24,988,750.00	1.690	1.700	750	09/20/2024
31422BQW3	11956	Farmer Mac		12/20/2019	40,000,000.00	39,259,600.00	40,000,000.00	1.740	1.740	396	10/02/2023
31422BYV6	12115	Farmer Mac		04/27/2020	35,000,000.00	34,097,000.00	34,979,000.00	0.550	0.569	329	07/27/2023
31422XE40	12785	Farmer Mac		08/19/2022	15,000,000.00	14,957,400.00	15,000,000.00	4.000	4.000	907	02/24/2025
3133EKQU3	11778	Federal Farm Credit Bank		06/21/2019	30,000,000.00	29,261,100.00	29,984,700.00	1.950	1.961	651	06/13/2024
3133EKTV8	11784	Federal Farm Credit Bank		07/02/2019	12,000,000.00	11,686,920.00	11,998,320.00	1.900	1.903	669	07/01/2024
3133EKUA2	11785	Federal Farm Credit Bank		07/02/2019	15,000,000.00	14,915,700.00	14,989,800.00	1.850	1.870	153	02/01/2023
3133EKZK5	11812	Federal Farm Credit Bank		08/14/2019	20,000,000.00	19,627,000.00	19,992,000.00	1.600	1.610	347	08/14/2023
3133EKA63	11814	Federal Farm Credit Bank		08/16/2019	10,000,000.00	9,664,000.00	9,982,800.00	1.600	1.636	715	08/16/2024
3133EKM45	11845	Federal Farm Credit Bank		09/09/2019	10,000,000.00	9,998,100.00	9,989,100.00	1.500	1.537	5	09/06/2022
3133ELZM9	12140	Federal Farm Credit Bank		05/15/2020	25,000,000.00	23,076,000.00	24,953,225.00	0.500	0.538	986	05/14/2025
3133ENKS8	12627	Federal Farm Credit Bank		01/11/2022	7,500,000.00	7,099,800.00	7,483,125.00	1.125	1.202	858	01/06/2025

**Alameda County Investment Pool
Portfolio Management
Portfolio Details - Investments
August 31, 2022**

CUSIP	Investment #	Issuer	Average Balance	Purchase Date	Par Value	Market Value	Book Value	Stated Rate	YTM 365	Days to Maturity	Maturity Date
Agency Bullets (Aaa/AA+)											
3133ENZS2	12755	Federal Farm Credit Bank		06/28/2022	10,000,000.00	9,941,100.00	9,994,805.00	3.100	3.127	666	06/28/2024
3130AGWK7	11815	Federal Home Loan Bank		08/16/2019	12,000,000.00	11,571,240.00	11,971,800.00	1.500	2.136	714	08/15/2024
3130AGWK7	11816	Federal Home Loan Bank		08/16/2019	20,000,000.00	19,285,400.00	19,953,000.00	1.500	1.549	714	08/15/2024
3130AGWK7	11817	Federal Home Loan Bank		08/16/2019	20,000,000.00	19,285,400.00	19,953,000.00	1.500	1.549	714	08/15/2024
313380GJ0	11888	Federal Home Loan Bank		10/30/2019	25,000,000.00	24,996,750.00	25,216,250.00	2.000	1.688	8	09/09/2022
313380GJ0	11889	Federal Home Loan Bank		10/30/2019	14,710,000.00	14,708,087.70	14,838,271.20	2.000	1.686	8	09/09/2022
3130AJ7E3	12020	Federal Home Loan Bank		02/21/2020	14,000,000.00	13,895,000.00	13,974,240.00	1.375	1.438	169	02/17/2023
3130AJ7E3	12023	Federal Home Loan Bank		02/21/2020	15,000,000.00	14,887,500.00	14,972,400.00	1.375	1.438	169	02/17/2023
3130AK5E2	12220	Federal Home Loan Bank		09/11/2020	2,000,000.00	1,822,500.00	1,994,000.00	0.375	0.436	1,099	09/04/2025
3130AKDH6	12270	Federal Home Loan Bank		10/22/2020	8,000,000.00	7,966,560.00	7,989,440.00	0.125	0.191	50	10/21/2022
3130APU29	12551	Federal Home Loan Bank		11/12/2021	12,800,000.00	12,358,016.00	12,794,112.00	0.500	0.523	434	11/09/2023
3130APU29	12552	Federal Home Loan Bank		11/12/2021	20,000,000.00	19,309,400.00	19,990,800.00	0.500	0.523	434	11/09/2023
3130AQF57	12598	Federal Home Loan Bank		12/22/2021	25,000,000.00	24,044,500.00	24,945,000.00	0.625	0.736	477	12/22/2023
3130AQF40	12599	Federal Home Loan Bank		12/22/2021	25,000,000.00	23,663,750.00	24,978,137.25	1.000	1.030	841	12/20/2024
3130AQF65	12600	Federal Home Loan Bank		12/22/2021	25,000,000.00	22,886,000.00	24,925,261.74	1.250	1.311	1,572	12/21/2026
3130ASDS5	12745	Federal Home Loan Bank		06/10/2022	20,000,000.00	19,737,800.00	19,953,600.00	2.750	2.867	666	06/28/2024
3130ASME6	12768	Federal Home Loan Bank		07/08/2022	15,000,000.00	14,868,750.00	14,970,900.00	3.000	3.101	676	07/08/2024
3130ASME6	12769	Federal Home Loan Bank		07/08/2022	10,000,000.00	9,912,500.00	9,980,600.00	3.000	3.101	676	07/08/2024
3130ASME6	12770	Federal Home Loan Bank		07/08/2022	5,000,000.00	4,956,250.00	4,990,300.00	3.000	3.101	676	07/08/2024
3137EAEN5	11520	Federal Home Loan Mtg Corp		06/11/2018	15,000,000.00	14,900,700.00	14,918,400.00	2.750	2.867	291	06/19/2023
3137EAEP0	12014	Federal Home Loan Mtg Corp		02/14/2020	15,000,000.00	14,308,350.00	14,988,450.00	1.500	1.516	895	02/12/2025
3137EAEP0	12015	Federal Home Loan Mtg Corp		02/14/2020	10,000,000.00	9,538,900.00	9,992,300.00	1.500	1.516	895	02/12/2025
3137EAER6	12129	Federal Home Loan Mtg Corp		05/07/2020	10,000,000.00	9,791,400.00	9,995,800.00	0.375	0.389	246	05/05/2023
3137EAER6	12130	Federal Home Loan Mtg Corp		05/07/2020	20,000,000.00	19,582,800.00	19,991,600.00	0.375	0.389	246	05/05/2023
3137EAER6	12131	Federal Home Loan Mtg Corp		05/07/2020	20,000,000.00	19,582,800.00	19,991,600.00	0.375	0.389	246	05/05/2023
31422BG53	12179	Federal Home Loan Mtg Corp		06/29/2020	15,000,000.00	14,506,050.00	14,988,000.00	0.350	0.375	393	09/29/2023
3137EAEU9	12195	Federal Home Loan Mtg Corp		07/23/2020	10,000,000.00	9,147,400.00	9,950,200.00	0.375	0.727	1,054	07/21/2025
3137EAEV7	12204	Federal Home Loan Mtg Corp		08/21/2020	10,000,000.00	9,676,700.00	9,989,800.00	0.250	0.284	357	08/24/2023
3137EAEV7	12205	Federal Home Loan Mtg Corp		08/21/2020	10,000,000.00	9,676,700.00	9,989,800.00	0.250	0.284	357	08/24/2023
3137EAEZ8	12291	Federal Home Loan Mtg Corp		11/05/2020	10,000,000.00	9,623,000.00	9,991,000.00	0.250	0.280	431	11/06/2023
3137EAEZ8	12293	Federal Home Loan Mtg Corp		11/05/2020	10,000,000.00	9,623,000.00	9,991,000.00	0.250	0.280	431	11/06/2023
3137EAF2	12331	Federal Home Loan Mtg Corp		12/04/2020	15,000,000.00	14,390,100.00	14,985,150.00	0.250	0.283	459	12/04/2023
3137EAF2	12332	Federal Home Loan Mtg Corp		12/04/2020	10,000,000.00	9,593,400.00	9,990,100.00	0.250	0.283	459	12/04/2023
3137EAFX3	12405	Federal Home Loan Mtg Corp		02/26/2021	15,000,000.00	13,662,450.00	14,747,400.00	0.375	0.750	1,118	09/23/2025
3135G0T78	11331	Federal National Mtg Assn		10/06/2017	15,000,000.00	14,992,350.00	14,990,100.00	2.000	2.014	34	10/05/2022
3135G0T78	11332	Federal National Mtg Assn		10/06/2017	10,000,000.00	9,994,900.00	9,993,400.00	2.000	2.014	34	10/05/2022

Portfolio POOL
RC
PM (PRF_PM2) 7.3.0

**Alameda County Investment Pool
Portfolio Management
Portfolio Details - Investments
August 31, 2022**

CUSIP	Investment #	Issuer	Average Balance	Purchase Date	Par Value	Market Value	Book Value	Stated Rate	YTM 365	Days to Maturity	Maturity Date
Agency Bullets (Aaa/AA+)											
3135G0U43	11568	Federal National Mtg Assn		09/14/2018	20,000,000.00	19,852,600.00	19,918,000.00	2.875	2.964	376	09/12/2023
3135G0V34	11657	Federal National Mtg Assn		02/08/2019	20,000,000.00	19,741,600.00	19,925,600.00	2.500	2.580	522	02/05/2024
3135G0V34	11658	Federal National Mtg Assn		02/08/2019	20,000,000.00	19,741,600.00	19,925,600.00	2.500	2.580	522	02/05/2024
3135G0V75	11788	Federal National Mtg Assn		07/08/2019	20,000,000.00	19,403,800.00	19,924,200.00	1.750	1.830	670	07/02/2024
3135G0W33	11840	Federal National Mtg Assn		09/06/2019	20,000,000.00	19,997,000.00	19,930,400.00	1.375	1.494	5	09/06/2022
3135G0W33	11841	Federal National Mtg Assn		09/06/2019	20,000,000.00	19,997,000.00	19,930,400.00	1.375	1.494	5	09/06/2022
3135G0W33	11842	Federal National Mtg Assn		09/06/2019	20,000,000.00	19,997,000.00	19,930,400.00	1.375	1.494	5	09/06/2022
3135G0W66	11872	Federal National Mtg Assn		10/18/2019	20,000,000.00	19,233,400.00	19,965,800.00	1.625	1.661	775	10/15/2024
3135G0W66	11875	Federal National Mtg Assn		10/18/2019	25,000,000.00	24,041,750.00	24,957,250.00	1.625	1.661	775	10/15/2024
3135G0W66	11876	Federal National Mtg Assn		10/18/2019	25,000,000.00	24,041,750.00	24,957,250.00	1.625	1.661	775	10/15/2024
3135G0W66	11918	Federal National Mtg Assn		11/22/2019	25,000,000.00	24,041,750.00	24,939,515.00	1.625	1.677	775	10/15/2024
3135G0X24	11969	Federal National Mtg Assn		01/10/2020	20,000,000.00	19,180,200.00	19,936,200.00	1.625	1.692	859	01/07/2025
3135G0X24	11970	Federal National Mtg Assn		01/10/2020	20,000,000.00	19,180,200.00	19,936,200.00	1.625	1.692	859	01/07/2025
3135G04Q3	12145	Federal National Mtg Assn		05/22/2020	20,000,000.00	19,520,400.00	19,939,800.00	0.250	0.351	263	05/22/2023
3135G04Q3	12146	Federal National Mtg Assn		05/22/2020	15,000,000.00	14,640,300.00	14,954,850.00	0.250	0.351	263	05/22/2023
3135G04Q3	12147	Federal National Mtg Assn		05/22/2020	15,000,000.00	14,640,300.00	14,954,850.00	0.250	0.351	263	05/22/2023
3135G04Z3	12171	Federal National Mtg Assn		06/19/2020	20,000,000.00	18,385,000.00	19,958,600.00	0.500	0.542	1,020	06/17/2025
3135G04Z3	12172	Federal National Mtg Assn		06/19/2020	15,000,000.00	13,788,750.00	14,968,950.00	0.500	0.542	1,020	06/17/2025
3135G05G4	12183	Federal National Mtg Assn		07/10/2020	10,000,000.00	9,726,900.00	9,978,500.00	0.250	0.322	312	07/10/2023
3135G06G3	12299	Federal National Mtg Assn		11/12/2020	18,000,000.00	16,380,720.00	17,935,560.00	0.500	0.573	1,163	11/07/2025
3135G06H1	12321	Federal National Mtg Assn		11/25/2020	15,000,000.00	14,416,500.00	14,982,900.00	0.250	0.288	452	11/27/2023
Subtotal and Average			1,402,241,829.93		1,411,010,000.00	1,373,212,443.70	1,409,001,662.19		1.583	504	
Federal Agency Disc. -Amortizing											
313384BF5	12765	Federal Home Loan Bk Disc Note		06/30/2022	50,000,000.00	49,360,000.00	49,265,831.10	2.470	2.572	151	01/30/2023
313385K96	12771	Federal Home Loan Bk Disc Note		07/15/2022	50,000,000.00	49,831,500.00	49,670,138.90	2.500	2.587	47	10/18/2022
Subtotal and Average			98,935,970.00		100,000,000.00	99,191,500.00	98,935,970.00		2.580	99	
Treasury Notes and Bonds											
91282CCN9	12707	National Australia Bank		04/29/2022	100,000,000.00	97,000,000.00	97,269,531.26	0.125	2.342	333	07/31/2023
9128282D1	11744	U.S. Treasury		04/29/2019	50,000,000.00	48,965,000.00	48,093,750.00	1.375	2.304	364	08/31/2023
912828S92	11791	U.S. Treasury		07/16/2019	50,000,000.00	49,006,000.00	48,804,687.50	1.250	1.867	333	07/31/2023
9128282D1	11832	U.S. Treasury		08/28/2019	50,000,000.00	48,965,000.00	49,966,796.90	1.375	1.392	364	08/31/2023
912828S92	11843	U.S. Treasury		09/06/2019	50,000,000.00	49,006,000.00	49,636,718.75	1.250	1.442	333	07/31/2023
912828VB3	11862	U.S. Treasury		09/26/2019	50,000,000.00	49,441,500.00	50,253,906.25	1.750	1.605	256	05/15/2023

**Alameda County Investment Pool
Portfolio Management
Portfolio Details - Investments
August 31, 2022**

CUSIP	Investment #	Issuer	Average Balance	Purchase Date	Par Value	Market Value	Book Value	Stated Rate	YTM 365	Days to Maturity	Maturity Date
Treasury Notes and Bonds											
912828Y87	11919	U.S. Treasury		11/22/2019	50,000,000.00	48,428,000.00	50,298,828.15	1.750	1.617	699	07/31/2024
912828Y87	11936	U.S. Treasury		12/10/2019	50,000,000.00	48,428,000.00	50,134,765.65	1.750	1.689	699	07/31/2024
91282CBG5	12407	U.S. Treasury		02/26/2021	50,000,000.00	49,371,000.00	49,968,750.00	0.125	0.157	152	01/31/2023
91282CBM2	12408	U.S. Treasury		02/26/2021	50,000,000.00	47,636,500.00	49,699,218.75	0.125	0.329	532	02/15/2024
91282CBQ3	12409	U.S. Treasury		03/01/2021	25,000,000.00	22,556,750.00	24,630,859.38	0.500	0.802	1,276	02/28/2026
91282CDA6	12519	U.S. Treasury		09/30/2021	50,000,000.00	48,301,000.00	49,945,312.50	0.250	0.305	394	09/30/2023
91282CCZ2	12520	U.S. Treasury		09/30/2021	50,000,000.00	45,170,000.00	49,666,015.63	0.875	1.012	1,490	09/30/2026
91282CAT8	12522	U.S. Treasury		09/30/2021	50,000,000.00	45,176,000.00	48,865,234.38	0.250	0.816	1,156	10/31/2025
91282CDB4	12537	U.S. Treasury		10/27/2021	50,000,000.00	47,105,500.00	49,742,187.50	0.625	0.801	775	10/15/2024
91282CDD0	12555	U.S. Treasury		11/15/2021	50,000,000.00	48,254,000.00	49,873,003.74	0.375	0.513	425	10/31/2023
91282CCT6	12596	U.S. Treasury		12/21/2021	50,000,000.00	47,095,500.00	49,373,046.90	0.375	0.854	714	08/15/2024
91282CDB4	12597	U.S. Treasury		12/21/2021	50,000,000.00	47,105,500.00	49,626,953.15	0.625	0.894	775	10/15/2024
91282CCU3	12604	U.S. Treasury		12/23/2021	50,000,000.00	48,340,000.00	49,580,078.15	0.125	0.627	364	08/31/2023
91282CCU3	12605	U.S. Treasury		12/23/2021	50,000,000.00	48,340,000.00	49,582,031.25	0.125	0.624	364	08/31/2023
91282CCT6	12606	U.S. Treasury		12/23/2021	50,000,000.00	47,095,500.00	49,349,609.40	0.375	0.873	714	08/15/2024
91282CDV0	12634	U.S. Treasury		01/31/2022	50,000,000.00	48,193,500.00	49,679,687.50	0.875	1.200	517	01/31/2024
912828R69	12680	U.S. Treasury		04/21/2022	50,000,000.00	49,361,500.00	49,765,625.00	1.625	2.054	272	05/31/2023
91282CDD0	12681	U.S. Treasury		04/21/2022	50,000,000.00	48,254,000.00	48,494,140.65	0.375	2.398	425	10/31/2023
Subtotal and Average			1,260,731,307.91		1,225,000,000.00	1,176,595,750.00	1,212,300,738.34		1.239	548	
Treasury Discounts -Amortizing											
Subtotal and Average			16,081,021.51								
Agency Callables (Aaa/AA+)											
31422XXL1	12698	Farmer Mac		04/28/2022	25,000,000.00	24,586,000.00	25,000,000.00	3.050	3.051	1,061	07/28/2025
31422XXG2	12700	Farmer Mac		04/26/2022	15,000,000.00	14,667,600.00	15,000,000.00	3.100	3.100	1,698	04/26/2027
3133EMYD8	12441	Federal Farm Credit Bank		05/06/2021	15,000,000.00	13,743,750.00	15,000,000.00	0.850	0.850	1,159	11/03/2025
3133EMZS4	12447	Federal Farm Credit Bank		05/18/2021	10,000,000.00	9,030,700.00	10,000,000.00	0.900	0.900	1,355	05/18/2026
3133ENEJ5	12564	Federal Farm Credit Bank		11/18/2021	25,000,000.00	23,618,750.00	24,971,250.00	0.875	0.914	809	11/18/2024
3133ENHW3	12603	Federal Farm Credit Bank		12/23/2021	25,000,000.00	23,284,250.00	25,000,000.00	1.170	1.170	1,026	06/23/2025
3133ENPG9	12642	Federal Farm Credit Bank		02/15/2022	15,000,000.00	14,389,200.00	14,959,950.00	1.750	1.842	897	02/14/2025
3130AKN85	12367	Federal Home Loan Bank		01/20/2021	20,000,000.00	17,959,000.00	19,974,000.00	0.550	0.576	1,237	01/20/2026
3130AKVY9	12373	Federal Home Loan Bank		01/29/2021	10,000,000.00	8,963,100.00	10,000,000.00	0.520	0.520	1,246	01/29/2026
3130AKVN3	12374	Federal Home Loan Bank		01/29/2021	5,000,000.00	4,481,550.00	5,000,000.00	0.520	0.520	1,246	01/29/2026
3130AKUS3	12377	Federal Home Loan Bank		01/29/2021	15,450,000.00	13,839,646.50	15,442,275.00	0.500	0.510	1,245	01/28/2026

**Alameda County Investment Pool
Portfolio Management
Portfolio Details - Investments
August 31, 2022**

CUSIP	Investment #	Issuer	Average Balance	Purchase Date	Par Value	Market Value	Book Value	Stated Rate	YTM 365	Days to Maturity	Maturity Date
Agency Callables (Aaa/AA+)											
3130AKMD5	12378	Federal Home Loan Bank		01/29/2021	4,980,000.00	4,461,582.00	4,976,324.76	0.500	0.515	1,243	01/26/2026
3130AKXB7	12391	Federal Home Loan Bank		02/11/2021	10,000,000.00	8,972,800.00	10,000,000.00	0.580	0.580	1,259	02/11/2026
3130AKXB7	12392	Federal Home Loan Bank		02/11/2021	20,000,000.00	17,945,600.00	20,000,000.00	0.580	0.580	1,259	02/11/2026
3130AKWA0	12393	Federal Home Loan Bank		02/12/2021	13,000,000.00	11,638,900.00	12,979,200.00	0.520	0.552	1,260	02/12/2026
3130AKXQ4	12394	Federal Home Loan Bank		02/12/2021	15,000,000.00	13,467,600.00	15,000,000.00	0.600	0.600	1,260	02/12/2026
3130AKVR4	12395	Federal Home Loan Bank		02/12/2021	20,000,000.00	17,925,200.00	20,000,000.00	0.550	0.550	1,260	02/12/2026
3130AL3S1	12397	Federal Home Loan Bank		02/17/2021	10,000,000.00	8,982,900.00	10,000,000.00	0.625	0.625	1,265	02/17/2026
3130ALEM2	12403	Federal Home Loan Bank		02/25/2021	15,000,000.00	13,545,450.00	15,000,000.00	0.790	0.790	1,273	02/25/2026
3130AKZ25	12406	Federal Home Loan Bank		02/26/2021	10,000,000.00	8,985,000.00	10,000,000.00	0.650	0.650	1,274	02/26/2026
3130ALJ70	12413	Federal Home Loan Bank		03/12/2021	10,000,000.00	9,495,100.00	10,000,000.00	0.400	0.400	558	03/12/2024
3130ALGJ7	12419	Federal Home Loan Bank		03/23/2021	20,000,000.00	18,218,200.00	20,000,000.00	1.000	1.000	1,299	03/23/2026
3130ALGJ7	12420	Federal Home Loan Bank		03/23/2021	9,250,000.00	8,425,917.50	9,250,000.00	1.000	1.000	1,299	03/23/2026
3130ALVS0	12436	Federal Home Loan Bank		04/27/2021	15,000,000.00	13,915,050.00	15,000,000.00	0.620	0.620	879	01/27/2025
3130AMAG7	12437	Federal Home Loan Bank		04/29/2021	10,000,000.00	9,075,700.00	10,000,000.00	1.050	1.050	1,336	04/29/2026
3130AMUP5	12466	Federal Home Loan Bank		06/23/2021	15,000,000.00	13,918,200.00	15,000,000.00	0.500	0.500	844	12/23/2024
3130AMU75	12476	Federal Home Loan Bank		06/30/2021	10,000,000.00	9,024,700.00	10,000,000.00	1.000	1.000	1,394	06/26/2026
3130ANSC53	12494	Federal Home Loan Bank		08/30/2021	15,000,000.00	13,483,950.00	15,000,000.00	1.000	1.000	1,455	08/26/2026
3130ANWK24	12495	Federal Home Loan Bank		08/30/2021	25,000,000.00	23,148,000.00	25,000,000.00	0.650	0.650	909	02/26/2025
3130ANWG1	12496	Federal Home Loan Bank		08/30/2021	25,000,000.00	23,448,750.00	25,000,000.00	0.500	0.500	725	08/26/2024
3130ANWJ5	12497	Federal Home Loan Bank		08/30/2021	25,000,000.00	22,983,500.00	25,000,000.00	0.720	0.720	1,013	06/10/2025
3130ANU32	12516	Federal Home Loan Bank		09/22/2021	10,000,000.00	8,979,900.00	9,995,000.00	1.000	1.010	1,482	09/22/2026
3130APDL6	12521	Federal Home Loan Bank		09/30/2021	15,000,000.00	13,799,850.00	15,000,000.00	0.800	0.800	1,033	06/30/2025
3130APJ89	12538	Federal Home Loan Bank		10/28/2021	10,000,000.00	9,367,300.00	10,000,000.00	0.700	0.700	788	10/28/2024
3130APLB9	12539	Federal Home Loan Bank		10/28/2021	10,000,000.00	9,398,000.00	10,000,000.00	0.850	0.850	788	10/28/2024
3130APLB9	12540	Federal Home Loan Bank		10/28/2021	10,000,000.00	9,398,000.00	10,000,000.00	0.850	0.850	788	10/28/2024
3130APRA5	12554	Federal Home Loan Bank		11/15/2021	25,000,000.00	23,672,250.00	25,000,000.00	1.100	1.100	806	11/15/2024
3130APRU1	12556	Federal Home Loan Bank		11/16/2021	10,000,000.00	10,000,000.00	10,000,000.00	1.000	1.000	715	08/16/2024
3130APRU1	12557	Federal Home Loan Bank		11/16/2021	25,000,000.00	23,700,250.00	25,000,000.00	1.000	1.000	715	08/16/2024
3130APLJ2	12560	Federal Home Loan Bank		11/17/2021	15,000,000.00	14,406,900.00	15,000,000.00	0.500	0.500	442	11/17/2023
3130APNH4	12561	Federal Home Loan Bank		11/18/2021	10,000,000.00	9,215,700.00	10,000,000.00	1.200	1.200	1,174	11/18/2025
3130APQG3	12562	Federal Home Loan Bank		11/18/2021	20,000,000.00	18,431,400.00	20,000,000.00	1.200	1.200	1,174	11/18/2025
3130APRE7	12563	Federal Home Loan Bank		11/18/2021	25,000,000.00	23,372,250.00	25,000,000.00	1.010	1.010	901	02/18/2025
3130APBR5	12570	Federal Home Loan Bank		11/19/2021	14,950,000.00	13,902,453.50	14,804,237.50	0.650	0.967	859	01/07/2025
3130APVJ1	12571	Federal Home Loan Bank		11/23/2021	15,000,000.00	13,679,100.00	15,000,000.00	1.500	1.500	1,544	11/23/2026
3130APUP8	12572	Federal Home Loan Bank		11/23/2021	25,000,000.00	23,572,250.00	25,000,000.00	0.750	0.750	722	08/23/2024
3130APWH4	12574	Federal Home Loan Bank		11/24/2021	15,000,000.00	14,481,300.00	15,000,000.00	0.750	0.750	447	11/22/2023

Portfolio POOL
RC
PM (PRF_PM2) 7.3.0

**Alameda County Investment Pool
Portfolio Management
Portfolio Details - Investments
August 31, 2022**

CUSIP	Investment #	Issuer	Average Balance	Purchase Date	Par Value	Market Value	Book Value	Stated Rate	YTM 365	Days to Maturity	Maturity Date
Agency Callables (Aaa/AA+)											
3130APWM3	12581	Federal Home Loan Bank		11/30/2021	10,000,000.00	9,418,900.00	10,000,000.00	1.050	1.050	816	11/25/2024
3130APWE1	12582	Federal Home Loan Bank		11/30/2021	15,000,000.00	13,678,350.00	15,000,000.00	1.500	1.500	1,546	11/25/2026
3130APWV3	12583	Federal Home Loan Bank		11/30/2021	25,000,000.00	23,547,250.00	25,000,000.00	1.050	1.050	816	11/25/2024
3130APW43	12585	Federal Home Loan Bank		12/02/2021	8,125,000.00	7,406,750.00	8,123,375.00	1.500	1.504	1,553	12/02/2026
3130APW84	12586	Federal Home Loan Bank		12/03/2021	10,000,000.00	9,115,500.00	9,997,500.00	1.500	1.505	1,554	12/03/2026
3130APXL4	12589	Federal Home Loan Bank		12/10/2021	25,000,000.00	23,549,000.00	24,993,750.00	1.100	1.108	831	12/10/2024
3130APXT7	12594	Federal Home Loan Bank		12/17/2021	10,000,000.00	9,144,500.00	10,000,000.00	1.600	1.600	1,568	12/17/2026
3130AQ4D2	12602	Federal Home Loan Bank		12/23/2021	7,650,000.00	7,222,518.00	7,650,000.00	1.250	1.250	845	12/24/2024
3130AQ2Z5	12607	Federal Home Loan Bank		12/27/2021	25,000,000.00	23,093,750.00	25,000,000.00	1.500	1.500	1,303	03/27/2026
3130AQ7M9	12608	Federal Home Loan Bank		12/27/2021	25,000,000.00	23,297,750.00	25,000,000.00	1.250	1.250	1,030	06/27/2025
3130AQFC2	12609	Federal Home Loan Bank		12/27/2021	25,000,000.00	23,627,500.00	24,993,750.00	1.000	1.009	757	09/27/2024
3130AQ6F5	12610	Federal Home Loan Bank		12/28/2021	10,000,000.00	9,609,700.00	10,000,000.00	0.800	0.800	483	12/28/2023
3130AQ29	12611	Federal Home Loan Bank		12/28/2021	15,000,000.00	14,063,250.00	15,000,000.00	1.230	1.230	939	03/28/2025
3130AQDR1	12613	Federal Home Loan Bank		12/30/2021	25,000,000.00	23,779,250.00	25,000,000.00	1.000	1.000	666	06/28/2024
3130AQDQ3	12614	Federal Home Loan Bank		12/30/2021	15,000,000.00	13,965,000.00	15,000,000.00	1.220	1.220	1,033	06/30/2025
3130AQ5S8	12615	Federal Home Loan Bank		12/30/2021	25,000,000.00	23,294,500.00	25,000,000.00	1.250	1.250	1,033	06/30/2025
3130AQFD0	12616	Federal Home Loan Bank		12/30/2021	25,000,000.00	23,491,000.00	25,000,000.00	1.060	1.060	851	12/30/2024
3130AQGY3	12617	Federal Home Loan Bank		12/30/2021	25,000,000.00	23,637,500.00	25,000,000.00	1.030	1.030	760	09/30/2024
3130AQFW8	12618	Federal Home Loan Bank		12/30/2021	25,000,000.00	23,622,500.00	25,000,000.00	1.000	1.000	760	09/30/2024
3130AQJ38	12629	Federal Home Loan Bank		01/25/2022	10,000,000.00	9,503,400.00	10,000,000.00	1.050	1.050	693	07/25/2024
3130AQGT4	12631	Federal Home Loan Bank		01/28/2022	15,000,000.00	14,130,600.00	14,857,500.00	1.100	1.429	865	01/13/2025
3130AQM83	12632	Federal Home Loan Bank		01/28/2022	4,185,000.00	3,854,887.20	4,164,261.00	1.600	1.716	1,425	07/27/2026
3130AQUT8	12645	Federal Home Loan Bank		02/17/2022	10,000,000.00	9,263,000.00	10,000,000.00	2.010	2.010	1,630	02/17/2027
3130AQVM2	12647	Federal Home Loan Bank		02/25/2022	10,000,000.00	9,512,700.00	10,000,000.00	1.750	1.750	908	02/25/2025
3130AQUY7	12648	Federal Home Loan Bank		02/25/2022	10,000,000.00	9,272,900.00	10,000,000.00	2.050	2.050	1,638	02/25/2027
3130AQ78	12652	Federal Home Loan Bank		02/28/2022	15,000,000.00	14,299,650.00	15,000,000.00	1.750	1.750	911	02/28/2025
3130ARB42	12659	Federal Home Loan Bank		03/14/2022	15,000,000.00	14,808,300.00	15,000,000.00	1.250	1.250	194	03/14/2023
3130AMU67	12666	Federal Home Loan Bank		03/21/2022	20,000,000.00	18,900,600.00	19,238,220.00	0.400	2.128	666	06/28/2024
3130ARGC9	12667	Federal Home Loan Bank		03/25/2022	10,000,000.00	9,470,600.00	10,000,000.00	2.550	2.550	1,666	03/25/2027
3130ARBC4	12668	Federal Home Loan Bank		03/28/2022	5,000,000.00	4,860,650.00	5,000,000.00	2.000	2.000	574	03/28/2024
3130ARAE1	12670	Federal Home Loan Bank		03/25/2022	25,000,000.00	23,867,750.00	25,000,000.00	2.100	2.100	1,028	06/25/2025
3130ARFQ9	12671	Federal Home Loan Bank		04/05/2022	25,000,000.00	23,618,000.00	25,000,000.00	2.610	2.610	1,677	04/05/2027
3130ARG70	12673	Federal Home Loan Bank		03/30/2022	15,000,000.00	14,842,200.00	15,000,000.00	1.020	1.513	210	03/30/2023
3130ARC41	12674	Federal Home Loan Bank		03/30/2022	15,000,000.00	14,437,350.00	15,000,000.00	2.320	2.320	936	03/25/2025
3130ARFG1	12675	Federal Home Loan Bank		03/30/2022	10,000,000.00	9,419,400.00	10,000,000.00	2.400	2.400	1,666	03/25/2027
3130ARJW2	12677	Federal Home Loan Bank		04/22/2022	15,000,000.00	14,628,150.00	15,000,000.00	3.000	3.000	964	04/22/2025

Portfolio POOL
RC
PM (PRF_PM2) 7.3.0

**Alameda County Investment Pool
Portfolio Management
Portfolio Details - Investments
August 31, 2022**

CUSIP	Investment #	Issuer	Average Balance	Purchase Date	Par Value	Market Value	Book Value	Stated Rate	YTM 365	Days to Maturity	Maturity Date
Agency Callables (Aaa/AA+)											
3130ARL33	12682	Federal Home Loan Bank		04/21/2022	20,000,000.00	19,429,000.00	20,000,000.00	3.000	3.001	1,085	08/21/2025
3130ARND9	12689	Federal Home Loan Bank		04/12/2022	20,000,000.00	19,807,000.00	20,000,000.00	1.350	1.848	223	04/12/2023
3130ARDV0	12691	Federal Home Loan Bank		04/08/2022	10,000,000.00	9,567,000.00	10,000,000.00	3.000	3.000	1,666	03/25/2027
3130ARPZ8	12697	Federal Home Loan Bank		04/28/2022	25,000,000.00	24,381,500.00	25,000,000.00	3.150	3.151	1,061	07/28/2025
3130ARUV1	12706	Federal Home Loan Bank		04/27/2022	25,000,000.00	24,303,500.00	25,000,000.00	3.100	3.100	1,152	10/27/2025
3130ARYU9	12740	Federal Home Loan Bank		05/23/2022	10,000,000.00	9,876,100.00	10,000,000.00	3.000	3.002	540	02/23/2024
3130AS3H0	12741	Federal Home Loan Bank		05/26/2022	25,000,000.00	24,553,000.00	25,000,000.00	2.625	2.626	543	02/26/2024
3130ASBX6	12743	Federal Home Loan Bank		06/03/2022	10,000,000.00	9,869,800.00	10,000,000.00	2.275	2.276	302	06/30/2023
3130ASC49	12748	Federal Home Loan Bank		06/16/2022	15,000,000.00	14,809,800.00	15,000,000.00	2.300	2.300	299	06/27/2023
3130ASKE8	12754	Federal Home Loan Bank		06/28/2022	15,000,000.00	14,867,850.00	15,000,000.00	3.300	3.300	483	12/28/2023
3130ASKJ7	12756	Federal Home Loan Bank		06/28/2022	20,000,000.00	19,798,200.00	20,000,000.00	3.500	3.500	666	06/28/2024
3130ASKF5	12757	Federal Home Loan Bank		06/30/2022	10,000,000.00	9,929,200.00	10,000,000.00	3.000	3.000	302	06/30/2023
3130AS5R6	12761	Federal Home Loan Bank		06/30/2022	50,000,000.00	49,596,000.00	49,799,444.44	2.000	3.023	316	07/14/2023
3130ASQC6	12774	Federal Home Loan Bank		07/28/2022	20,000,000.00	19,913,600.00	20,000,000.00	3.500	3.500	330	07/28/2023
3130ASUT4	12778	Federal Home Loan Bank		08/10/2022	15,000,000.00	14,890,800.00	15,000,000.00	3.020	3.127	343	08/10/2023
3130ASZD4	12787	Federal Home Loan Bank		08/30/2022	15,000,000.00	14,969,700.00	14,998,500.00	4.130	4.134	1,092	08/28/2025
3130ASYZ6	12789	Federal Home Loan Bank		08/30/2022	25,000,000.00	24,954,000.00	25,000,000.00	4.000	4.000	1,092	08/28/2025
31422BUS7	12016	Federal Home Loan Mtg Corp		02/18/2020	25,000,000.00	23,913,750.00	25,000,000.00	1.680	1.680	901	02/18/2025
3134GVWR5	12144	Federal Home Loan Mtg Corp		05/22/2020	25,000,000.00	23,131,000.00	25,000,000.00	0.625	0.625	994	05/22/2025
3134GWND4	12199	Federal Home Loan Mtg Corp		08/12/2020	15,000,000.00	13,719,750.00	15,000,000.00	0.600	0.600	1,076	08/12/2025
3134GWN44	12219	Federal Home Loan Mtg Corp		09/11/2020	15,000,000.00	14,048,850.00	15,000,000.00	0.450	0.450	741	09/11/2024
3134GWUY0	12246	Federal Home Loan Mtg Corp		09/30/2020	15,000,000.00	13,892,850.00	15,000,000.00	0.400	0.400	851	12/30/2024
3134GWVJ2	12247	Federal Home Loan Mtg Corp		09/30/2020	15,000,000.00	14,004,000.00	15,000,000.00	0.400	0.400	760	09/30/2024
3134GWXX0	12248	Federal Home Loan Mtg Corp		09/30/2020	15,000,000.00	14,010,000.00	15,000,000.00	0.400	0.400	760	09/30/2024
3134GWVJ2	12249	Federal Home Loan Mtg Corp		09/30/2020	10,000,000.00	9,336,000.00	10,000,000.00	0.400	0.400	760	09/30/2024
3134GWXG6	12250	Federal Home Loan Mtg Corp		09/30/2020	10,000,000.00	9,268,500.00	10,000,000.00	0.430	0.430	851	12/30/2024
3134GWUY0	12251	Federal Home Loan Mtg Corp		09/30/2020	10,000,000.00	9,261,900.00	10,000,000.00	0.400	0.400	851	12/30/2024
3134GXBD5	12300	Federal Home Loan Mtg Corp		11/12/2020	15,000,000.00	14,166,150.00	15,000,000.00	0.360	0.360	622	05/15/2024
3134GXDZ4	12318	Federal Home Loan Mtg Corp		11/25/2020	15,000,000.00	13,953,750.00	15,000,000.00	0.450	0.450	816	11/25/2024
3134GXBM5	12319	Federal Home Loan Mtg Corp		11/25/2020	15,000,000.00	13,585,800.00	15,000,000.00	0.600	0.600	1,168	11/12/2025
3134GXHD9	12359	Federal Home Loan Mtg Corp		12/23/2020	10,000,000.00	9,059,500.00	10,000,000.00	0.700	0.700	1,209	12/23/2025
3134GXQN7	12672	Federal Home Loan Mtg Corp		04/05/2022	10,000,000.00	9,923,700.00	10,000,000.00	1.250	1.798	216	04/05/2023
3134GXSD7	12715	Federal Home Loan Mtg Corp		05/05/2022	25,000,000.00	24,734,750.00	25,000,000.00	3.020	3.020	796	11/05/2024
3134GXL44	12779	Federal Home Loan Mtg Corp		08/12/2022	15,000,000.00	14,981,550.00	15,000,000.00	4.000	4.000	1,076	08/12/2025
3134GXR63	12786	Federal Home Loan Mtg Corp		08/29/2022	20,000,000.00	19,970,800.00	20,000,000.00	4.050	4.050	1,092	08/28/2025
3134GXT87	12788	Federal Home Loan Mtg Corp		08/30/2022	25,000,000.00	24,967,000.00	25,000,000.00	4.000	4.000	911	02/28/2025

Portfolio POOL
RC
PM (PRF_PM2) 7.3.0

**Alameda County Investment Pool
Portfolio Management
Portfolio Details - Investments
August 31, 2022**

CUSIP	Investment #	Issuer	Average Balance	Purchase Date	Par Value	Market Value	Book Value	Stated Rate	YTM 365	Days to Maturity	Maturity Date
Agency Callables (Aaa/AA+)											
3134GXS88	12790	Federal Home Loan Mtg Corp		08/30/2022	10,000,000.00	9,984,100.00	10,000,000.00	4.000	4.000	911	02/28/2025
3134GXS88	12791	Federal Home Loan Mtg Corp		08/30/2022	10,000,000.00	9,984,100.00	10,000,000.00	4.000	4.000	911	02/28/2025
3134GXW34	12792	Federal Home Loan Mtg Corp		08/30/2022	20,000,000.00	19,976,400.00	20,000,000.00	4.250	4.250	1,092	08/28/2025
3136G4XV0	12181	Federal National Mtg Assn		06/30/2020	15,000,000.00	13,791,150.00	15,000,000.00	0.730	0.730	1,033	06/30/2025
3136G4ZJ5	12184	Federal National Mtg Assn		07/21/2020	10,000,000.00	9,148,700.00	10,000,000.00	0.625	0.625	1,054	07/21/2025
3136G4A86	12185	Federal National Mtg Assn		07/21/2020	8,000,000.00	7,291,920.00	7,984,000.00	0.500	0.541	1,054	07/21/2025
3135G05X7	12209	Federal National Mtg Assn		08/27/2020	15,000,000.00	13,682,250.00	14,929,800.00	0.375	0.470	1,089	08/25/2025
3135G05X7	12210	Federal National Mtg Assn		08/27/2020	10,000,000.00	9,121,500.00	9,953,200.00	0.375	0.470	1,089	08/25/2025
3136G42F9	12211	Federal National Mtg Assn		08/27/2020	10,000,000.00	9,119,000.00	10,000,000.00	0.625	0.625	1,091	08/27/2025
3136G44U4	12265	Federal National Mtg Assn		10/20/2020	10,000,000.00	9,044,400.00	10,000,000.00	0.500	0.500	1,145	10/20/2025
3135G06C2	12278	Federal National Mtg Assn		10/29/2020	15,000,000.00	13,600,650.00	15,000,000.00	0.600	0.600	1,154	10/29/2025
3135GA2Z3	12304	Federal National Mtg Assn		11/17/2020	10,000,000.00	9,042,100.00	9,995,000.00	0.560	0.570	1,173	11/17/2025
3135GA3G4	12317	Federal National Mtg Assn		11/25/2020	10,000,000.00	9,291,900.00	10,000,000.00	0.400	0.400	816	11/25/2024
3135GAA76	12343	Federal National Mtg Assn		12/09/2020	20,000,000.00	18,320,200.00	20,000,000.00	0.540	0.540	1,012	06/09/2025
3135GABT7	12355	Federal National Mtg Assn		12/16/2020	20,000,000.00	18,288,200.00	20,000,000.00	0.500	0.500	1,019	06/16/2025
3135GA7L9	12356	Federal National Mtg Assn		12/16/2020	20,000,000.00	18,288,200.00	20,000,000.00	0.500	0.500	1,019	06/16/2025
Subtotal and Average			2,033,064,198.99		2,160,590,000.00	2,039,677,574.70	2,159,030,537.70	1.535	946		
Asset Backed Securities											
02007RAC3	11856	Ally Auto Receivables Trust		09/17/2019	1,547,915.49	1,544,246.93	1,547,871.84	1.930	1.939	622	05/15/2024
02007TAC9	11942	Ally Auto Receivables Trust		12/11/2019	580,160.60	578,913.25	580,060.70	1.840	1.033	653	06/15/2024
05588CAC6	11858	BMW Vehicle Owner Trust		09/18/2019	384,957.36	384,033.46	384,905.62	1.920	1.934	511	01/25/2024
14315XAC2	11977	CarMax Auto Owner Trust		01/22/2020	1,471,173.72	1,470,885.08	1,470,885.08	1.300	1.291	837	12/16/2024
14042WAC4	11760	Capital One Prime Auto Rec		05/30/2019	36,055.65	36,045.19	36,048.35	2.510	2.533	440	11/15/2023
14043TAF3	11859	Capital One Prime Auto Rec		09/18/2019	953,188.25	950,338.22	953,134.68	1.920	1.930	622	05/15/2024
14043MAC5	12019	Capital One Prime Auto Rec		02/19/2020	2,516,532.84	2,494,790.00	2,515,997.83	1.600	1.615	806	11/15/2024
14043MAC5	12043	Capital One Prime Auto Rec		03/18/2020	2,935,954.98	2,910,588.33	2,886,869.48	1.600	2.360	806	11/15/2024
254683CM5	11892	Dexia Credit Card		10/31/2019	9,650,000.00	9,637,455.00	9,647,927.18	1.890	1.907	775	10/15/2024
34532DAD9	11777	Ford Credit Auto Owner Trust		06/21/2019	99,114.49	99,075.84	99,095.04	2.235	2.255	409	10/15/2023
34531KAD4	11915	Ford Credit Auto Owner Trust		11/22/2019	1,964,321.40	1,958,978.45	1,964,208.65	1.300	1.283	561	03/15/2024
36257PAD0	11797	GM Financial		07/24/2019	304,354.51	304,025.81	304,317.44	1.300	1.309	593	04/16/2024
36258NAC6	11972	GM Financial		01/15/2020	710,176.94	706,874.62	710,009.69	1.840	1.858	746	09/16/2024
43815NAC8	11829	Hyundai Auto Rec Trust		08/27/2019	529,128.66	528,313.80	529,124.27	1.780	1.787	348	08/15/2023
44891JAC2	11894	Hyundai Auto Rec Trust		11/06/2019	429,982.56	429,445.08	429,962.74	1.940	1.950	532	02/15/2024
43813VAC2	11923	Hyundai Auto Rec Trust		11/26/2019	3,658,450.41	3,641,987.38	3,657,798.47	1.830	1.846	504	01/18/2024

**Alameda County Investment Pool
Portfolio Management
Portfolio Details - Investments
August 31, 2022**

CUSIP	Investment #	Issuer	Average Balance	Purchase Date	Par Value	Market Value	Book Value	Stated Rate	YTM 365	Days to Maturity	Maturity Date
Asset Backed Securities											
43813RAC1	12024	Hyundai Auto Rec Trust		02/26/2020	4,121,997.60	4,090,134.56	4,121,189.69	1.610	1.625	599	04/22/2024
41284UAD6	11988	Harley Davidson Motorcycle		01/29/2020	605,768.50	603,569.56	605,636.38	1.870	1.887	775	10/15/2024
477870AC3	11798	John Deere Owner Trust		07/24/2019	95,353.18	95,227.31	95,332.94	2.210	2.107	470	12/15/2023
58769TAD7	11861	Mercedes Benz Auto Rec		09/25/2019	1,078,755.94	1,076,512.13	1,078,607.40	1.940	1.954	561	03/15/2024
89233MAD5	11905	Toyota Auto Rec Owners Trust		11/13/2019	1,716,350.37	1,711,115.50	1,716,226.45	1.920	1.931	502	01/16/2024
98162HAC4	12010	World Omni Automobile Lease		02/12/2020	69,107.09	69,075.99	69,100.64	1.700	1.712	136	01/15/2023
Subtotal and Average			38,268,168.88		35,458,800.54	35,321,631.49	35,404,310.56		1.808	672	
Municipal Bonds											
072024WP3	12038	Bay Area Ca Tran		03/17/2020	10,000,000.00	9,771,700.00	10,264,600.00	2.254	1.570	578	04/01/2024
072024WP3	12039	Bay Area Ca Tran		03/17/2020	10,000,000.00	9,771,700.00	10,264,600.00	2.254	1.575	578	04/01/2024
13063DRJ9	11878	St. of California		10/24/2019	5,000,000.00	4,938,200.00	5,100,050.00	2.400	1.870	395	10/01/2023
13032UB98	12692	California Health Facility		04/07/2022	1,000,000.00	980,310.00	1,000,000.00	2.670	2.671	639	06/01/2024
13032UC22	12693	California Health Facility		04/07/2022	2,715,000.00	2,651,496.15	2,715,000.00	2.991	2.992	1,004	06/01/2025
13032UC30	12694	California Health Facility		04/07/2022	2,500,000.00	2,420,775.00	2,500,000.00	3.044	3.045	1,369	06/01/2026
91412HGE7	12262	UNIVHGR		10/19/2020	9,580,000.00	8,879,031.40	9,661,525.80	0.883	0.721	987	05/15/2025
Subtotal and Average			41,505,775.80		40,795,000.00	39,413,212.55	41,505,775.80		1.619	728	
Total and Average			7,519,442,899.05		7,575,341,800.54	7,312,104,541.14	7,554,007,266.17		1.518	586	

**Alameda County Investment Pool
Transaction Activity Report
August 1, 2022 - August 31, 2022
Sorted by Fund - Transaction Date
All Funds**

Investment #	Fund	CUSIP	Inv Descrip	TransactionType	TransactionDate	Issuer	New Principal	Principal Paydowns	Interest	Total Cash
11785	100	3133EKUA2	FEDERAL FARM CR	Interest	08/01/2022	Federal Farm Credit			138,750.00	138,750.00
11791	100	912828S92	UNITED STATES	Interest	08/01/2022	U.S. Treasury			312,500.00	312,500.00
11843	100	912828S92	UNITED STATES	Interest	08/01/2022	U.S. Treasury			312,500.00	312,500.00
11919	100	912828Y87	UNITED STATES	Interest	08/01/2022	U.S. Treasury			437,500.00	437,500.00
11936	100	912828Y87	UNITED STATES	Interest	08/01/2022	U.S. Treasury			437,500.00	437,500.00
12407	100	91282CBG5	UNITED STATES	Interest	08/01/2022	U.S. Treasury			31,250.00	31,250.00
12634	100	91282CDV0	UNITED STATES	Interest	08/01/2022	U.S. Treasury			218,750.00	218,750.00
12637	100	742718FV6	PROCTER &	Interest	08/01/2022	Procter & Gamble			190,000.00	190,000.00
12707	100	91282CCN9	UNITED STATES	Interest	08/01/2022	National Australia B			62,500.00	62,500.00
12707	100	91282CCN9	UNITED STATES	Accr Int	08/01/2022	National Australia B		30,386.74	-30,386.74	0.00
12558	100	89233HH31	TOYOTA ZERO CPN	Redemption	08/03/2022	Toyota Motor Credit		50,000,000.00		50,000,000.00
12526	100	SYS12526	BRIDGE 0.27% MAT	Interest	08/03/2022	Bridge Bank			3,013.89	3,013.89
12797	100	SYS12797	BANKSF 3.03% MAT	Purchase	08/04/2022	Bank of San Francisc	5,000,000.00			-5,000,000.00
12638	100	SYS12638	BANKSF 0.4% MAT	Redemption	08/04/2022	Bank of San Francisc		5,000,000.00		5,000,000.00
12638	100	SYS12638	BANKSF 0.4% MAT	Interest	08/04/2022	Bank of San Francisc			2,000.00	2,000.00
11807	100	3133EKYJ9	FEDERAL FARM CR	Redemption	08/05/2022	Federal Farm Credit		15,000,000.00		15,000,000.00
11657	100	3135G0V34	FNMA 2.5% MAT	Interest	08/05/2022	Federal National Mtg			250,000.00	250,000.00
11658	100	3135G0V34	FNMA 2.5% MAT	Interest	08/05/2022	Federal National Mtg			250,000.00	250,000.00
11807	100	3133EKYJ9	FEDERAL FARM CR	Interest	08/05/2022	Federal Farm Credit			138,750.00	138,750.00
12528	100	SYS12528	SIGNA 0.35% MAT	Interest	08/05/2022	Signature Bank			2,973.03	2,973.03
11783	100	594918BQ6	MICROSOFT CORP,	Interest	08/08/2022	Mircosoft Inc.			41,570.00	41,570.00
12006	100	69371RQ66	PACCAR FINL CORP	Interest	08/08/2022	PACCAR Financial			90,000.00	90,000.00
12387	100	037833EB2	AAPL 0.745928%	Interest	08/08/2022	Apple Inc.			70,000.00	70,000.00
12658	100	SYS12664	CBB 0.69% MAT	Interest	08/08/2022	Community Bank of th			2,970.83	2,970.83
12777	100	194162AM5	CP 3.1% MAT	Purchase	08/09/2022	Colgate Palmolive	2,997,240.00			-2,997,240.00
12778	100	3130ASUT4	FEDERAL HOME	Purchase	08/10/2022	Federal Home Loan	15,000,000.00			-15,000,000.00
12390	100	459058JS3	IBRD 0.65% MAT	Interest	08/10/2022	International Bank R			48,750.00	48,750.00
12640	100	SYS12640	EWEST 0.15% MAT	Interest	08/10/2022	East West Bank			34,100.00	34,100.00
12742	100	SYS12742	UB-LOC 0.5% MAT	Interest	08/10/2022	Union Bank - LOC			2,152.78	2,152.78
12683	100	912796L64	UNITED STATES	Redemption	08/11/2022	Treasury Bill		50,000,000.00		50,000,000.00
12391	100	3130AKXB7	FEDERAL HOME	Interest	08/11/2022	Federal Home Loan			29,000.00	29,000.00
12392	100	3130AKXB7	FEDERAL HOME	Interest	08/11/2022	Federal Home Loan			58,000.00	58,000.00
12779	100	3134GXL44	FEDERAL HOME LN	Purchase	08/12/2022	Federal Home Loan	15,000,000.00			-15,000,000.00
12014	100	3137EAEP0	FEDERAL HOME LN	Interest	08/12/2022	Federal Home Loan			112,500.00	112,500.00

Portfolio POOL

RC

**Alameda County Investment Pool
Transaction Activity Report
Sorted by Fund - Transaction Date**

Investment #	Fund	CUSIP	Inv Descrip	TransactionType	TransactionDate	Issuer	New Principal	Principal Paydowns	Interest	Total Cash
12015	100	3137EAEP0	FEDERAL HOME LN	Interest	08/12/2022	Federal Home Loan			75,000.00	75,000.00
12199	100	3134GWND4	FEDERAL HOME LN	Interest	08/12/2022	Federal Home Loan			45,000.00	45,000.00
12393	100	3130AKWA0	FEDERAL HOME	Interest	08/12/2022	Federal Home Loan			33,800.00	33,800.00
12395	100	3130AKVR4	FEDERAL HOME	Interest	08/12/2022	Federal Home Loan			55,000.00	55,000.00
12803	100	SYS12803	CBC 0.69% MAT	Interest	08/13/2022	California Bank of C			5,941.67	5,941.67
12660	100	SYS12660	SELFHP 1.% MAT	Interest	08/14/2022	Self-Help Federal Cr			198.06	198.06
11812	100	3133EKZK5	FEDERAL FARM CR	Interest	08/15/2022	Federal Farm Credit			160,000.00	160,000.00
11815	100	3130AGWK7	FEDERAL HOME	Interest	08/15/2022	Federal Home Loan			90,000.00	90,000.00
11816	100	3130AGWK7	FEDERAL HOME	Interest	08/15/2022	Federal Home Loan			150,000.00	150,000.00
11817	100	3130AGWK7	FEDERAL HOME	Interest	08/15/2022	Federal Home Loan			150,000.00	150,000.00
12078	100	88579YBL4	3M CO, SR GLBL NT	Interest	08/15/2022	3M Corp			41,658.75	41,658.75
12408	100	91282CBM2	UNITED STATES	Interest	08/15/2022	U.S. Treasury			31,250.00	31,250.00
12596	100	91282CCT6	UNITED STATES	Interest	08/15/2022	U.S. Treasury			93,750.00	93,750.00
12606	100	91282CCT6	UNITED STATES	Interest	08/15/2022	U.S. Treasury			93,750.00	93,750.00
12642	100	3133ENPG9	FEDERAL FARM CR	Interest	08/15/2022	Federal Farm Credit			130,520.84	130,520.84
11760	100	14042WAC4	COPAR 2.51% MAT	Interest	08/15/2022	Capital One Prime Au			279.99	279.99
11760	100	14042WAC4	COPAR 2.51% MAT	Redemption	08/15/2022	Capital One Prime Au		97,803.21		97,803.21
11777	100	34532DAD9	FORDO 2.235% MAT	Interest	08/15/2022	Ford Credit Auto Own			792.23	792.23
11777	100	34532DAD9	FORDO 2.235% MAT	Redemption	08/15/2022	Ford Credit Auto Own		327,193.97		327,193.97
11798	100	477870AC3	JDOT 2.21% MAT	Interest	08/15/2022	John Deere Owner			245.97	245.97
11798	100	477870AC3	JDOT 2.21% MAT	Redemption	08/15/2022	John Deere Owner		38,206.36		38,206.36
11829	100	43815NAC8	HART 1.78% MAT	Interest	08/15/2022	Hyundai Auto Rec Tru			1,093.61	1,093.61
11829	100	43815NAC8	HART 1.78% MAT	Redemption	08/15/2022	Hyundai Auto Rec Tru		208,138.68		208,138.68
11856	100	02007RAC3	ALLYA 1.93% MAT	Interest	08/15/2022	Ally Auto Receivable			3,009.79	3,009.79
11856	100	02007RAC3	ALLYA 1.93% MAT	Redemption	08/15/2022	Ally Auto Receivable		323,458.85		323,458.85
11859	100	14043TAF3	COPAR 1.92% MAT	Interest	08/15/2022	Capital One Prime Au			1,818.58	1,818.58
11859	100	14043TAF3	COPAR 1.92% MAT	Redemption	08/15/2022	Capital One Prime Au		183,422.30		183,422.30
11861	100	58769TAD7	MBART 1.94% MAT	Interest	08/15/2022	Mercedes Benz Auto			2,214.70	2,214.70
11861	100	58769TAD7	MBART 1.94% MAT	Redemption	08/15/2022	Mercedes Benz Auto		291,159.66		291,159.66
11892	100	254683CM5	DEXCRD 1.89% MAT	Interest	08/15/2022	Dexia Credit Card			15,198.75	15,198.75
11892	100	254683CM5	DEXCRD 1.89% MAT	Redemption	08/15/2022	Dexia Credit Card		397,887.04		397,887.04
11894	100	44891JAC2	HART 1.94% MAT	Interest	08/15/2022	Hyundai Auto Rec Tru			936.86	936.86
11894	100	44891JAC2	HART 1.94% MAT	Redemption	08/15/2022	Hyundai Auto Rec Tru		149,521.05		149,521.05
11905	100	89233MAD5	TAOT 1.92% MAT	Interest	08/15/2022	Toyota Auto Rec			3,239.16	3,239.16
11905	100	89233MAD5	TAOT 1.92% MAT	Redemption	08/15/2022	Toyota Auto Rec		308,124.67		308,124.67
11915	100	34531KAD4	FORDO 1.3% MAT	Interest	08/15/2022	Ford Credit Auto Own			3,695.66	3,695.66
11915	100	34531KAD4	FORDO 1.3% MAT	Redemption	08/15/2022	Ford Credit Auto Own		407,231.30		407,231.30
11942	100	02007TAC9	ALLYA 1.84% MAT	Interest	08/15/2022	Ally Auto Receivable			1,071.56	1,071.56
11942	100	02007TAC9	ALLYA 1.84% MAT	Redemption	08/15/2022	Ally Auto Receivable		118,685.39		118,685.39
11977	100	14315XAC2	CARMX 1.3% MAT	Interest	08/15/2022	CarMax Auto Owner			2,540.31	2,540.31

Portfolio POOL

RC

TA (PRF_TA) 7.1.1
Report Ver. 7.3.6.1

**Alameda County Investment Pool
Transaction Activity Report
Sorted by Fund - Transaction Date**

Investment #	Fund	CUSIP	Inv Descrip	TransactionType	TransactionDate	Issuer	New Principal	Principal Paydowns	Interest	Total Cash
11977	100	14315XAC2	CARMX 1.3% MAT	Redemption	08/15/2022	CarMax Auto Owner		141,720.84		141,720.84
11988	100	41284UAD6	HDMOT 1.87% MAT	Interest	08/15/2022	Harley Davidson Moto			1,132.04	1,132.04
11988	100	41284UAD6	HDMOT 1.87% MAT	Redemption	08/15/2022	Harley Davidson Moto		120,673.12		120,673.12
12010	100	98162HAC4	WOLS 1.7% MAT	Interest	08/15/2022	World Omni			1,554.19	1,554.19
12010	100	98162HAC4	WOLS 1.7% MAT	Redemption	08/15/2022	World Omni		1,027,972.26		1,027,972.26
12019	100	14043MAC5	COPAR 1.6% MAT	Interest	08/15/2022	Capital One Prime Au			3,709.15	3,709.15
12019	100	14043MAC5	COPAR 1.6% MAT	Redemption	08/15/2022	Capital One Prime Au		265,333.68		265,333.68
12043	100	14043MAC5	COPAR 1.6% MAT	Interest	08/15/2022	Capital One Prime Au			4,327.35	4,327.35
12043	100	14043MAC5	COPAR 1.6% MAT	Redemption	08/15/2022	Capital One Prime Au		309,555.96		309,555.96
11814	100	3133EKA63	FEDERAL FARM CR	Interest	08/16/2022	Federal Farm Credit			80,000.00	80,000.00
12396	100	46647PB1	JPM 0.563% MAT	Interest	08/16/2022	J.P. Morgan			14,075.00	14,075.00
11797	100	36257PAD0	GM 1.3% MAT	Interest	08/16/2022	GM Financial			738.78	738.78
11797	100	36257PAD0	GM 1.3% MAT	Redemption	08/16/2022	GM Financial		102,313.02		102,313.02
11972	100	36258NAC6	GMCAR 1.84% MAT	Interest	08/16/2022	GM Financial			1,240.33	1,240.33
11972	100	36258NAC6	GMCAR 1.84% MAT	Redemption	08/16/2022	GM Financial		98,731.75		98,731.75
12550	100	46590EHH4	JPM ZERO CPN MAT	Redemption	08/17/2022	J.P. Morgan		50,000,000.00		50,000,000.00
12020	100	3130AJ7E3	FHLB 1.375% MAT	Interest	08/17/2022	Federal Home Loan			96,250.00	96,250.00
12023	100	3130AJ7E3	FHLB 1.375% MAT	Interest	08/17/2022	Federal Home Loan			103,125.00	103,125.00
12397	100	3130AL3S1	FEDERAL HOME	Interest	08/17/2022	Federal Home Loan			31,250.00	31,250.00
12486	100	48128G4R8	JPMORGAN CHASE	Interest	08/17/2022	J.P. Morgan			57,500.00	57,500.00
12645	100	3130AQU8	FEDERAL HOME	Interest	08/17/2022	Federal Home Loan			100,500.00	100,500.00
11726	100	36257FAD2	GM 2.65% MAT	Interest	08/17/2022	GM Financial			251.34	251.34
11726	100	36257FAD2	GM 2.65% MAT	Redemption	08/17/2022	GM Financial		113,812.50		113,812.50
12016	100	31422BUS7	FEDERAL AGRIC	Interest	08/18/2022	Federal Home Loan			210,000.00	210,000.00
12400	100	45905U5Y6	IBRD 0.6% MAT	Interest	08/18/2022	International Bank R			28,500.00	28,500.00
12401	100	45905U5Y6	IBRD 0.6% MAT	Interest	08/18/2022	International Bank R			30,000.00	30,000.00
11923	100	43813VAC2	HART 1.83% MAT	Interest	08/18/2022	Hyundai Auto Rec Tru			6,462.06	6,462.06
11923	100	43813VAC2	HART 1.83% MAT	Redemption	08/18/2022	Hyundai Auto Rec Tru		578,961.68		578,961.68
12785	100	31422XE40	FAMCA 4. % MAT	Purchase	08/19/2022	Farmer Mac	15,000,000.00			-15,000,000.00
12749	100	SYS12749	CALBT 0.15% MAT	Interest	08/20/2022	California Bank & Tr			3,875.00	3,875.00
12200	100	037833DX5	AAPL 0.55% MAT	Interest	08/22/2022	Apple Inc.			13,750.00	13,750.00
12201	100	037833DX5	AAPL 0.55% MAT	Interest	08/22/2022	Apple Inc.			13,750.00	13,750.00
12024	100	43813RAC1	HART 1.61% MAT	Interest	08/22/2022	Hyundai Auto Rec Tru			6,178.68	6,178.68
12024	100	43813RAC1	HART 1.61% MAT	Redemption	08/22/2022	Hyundai Auto Rec Tru		483,228.20		483,228.20
12093	100	06406RAK3	BK 1.95% MAT	Redemption	08/23/2022	Bank of NY		16,301,000.00		16,301,000.00
12093	100	06406RAK3	BK 1.95% MAT	Interest	08/23/2022	Bank of NY			158,934.75	158,934.75
12093	100	06406RAK3	BK 1.95% MAT	Interest	08/23/2022	Bank of NY			158,934.75	158,934.75
12572	100	3130APUP8	FEDERAL HOME	Interest	08/23/2022	Federal Home Loan			93,750.00	93,750.00
12740	100	3130ARYU9	FEDERAL HOME	Interest	08/23/2022	Federal Home Loan			75,000.00	75,000.00
12204	100	3137EAEV7	FEDERAL HOME LN	Interest	08/24/2022	Federal Home Loan			12,500.00	12,500.00

Portfolio POOL

RC

**Alameda County Investment Pool
Transaction Activity Report
Sorted by Fund - Transaction Date**

Investment #	Fund	CUSIP	Inv Descrip	TransactionType	TransactionDate	Issuer	New Principal	Principal Paydowns	Interest	Total Cash
12205	100	3137EAEV7	FEDERAL HOME LN	Interest	08/24/2022	Federal Home Loan			12,500.00	12,500.00
12414	100	45906M2L4	IBRD 0.84636% MAT	Interest	08/24/2022	International Bank R			48,750.00	48,750.00
12785	100	31422XE40	FAMCA 4.% MAT	Interest	08/24/2022	Farmer Mac			8,333.33	8,333.33
12209	100	3135G05X7	FEDERAL NATL MTG	Interest	08/25/2022	Federal National Mtg			28,125.00	28,125.00
12210	100	3135G05X7	FEDERAL NATL MTG	Interest	08/25/2022	Federal National Mtg			18,750.00	18,750.00
12403	100	3130ALEM2	FEDERAL HOME	Interest	08/25/2022	Federal Home Loan			59,250.00	59,250.00
12647	100	3130AQVM2	FEDERAL HOME	Interest	08/25/2022	Federal Home Loan			87,500.00	87,500.00
12648	100	3130AQUY7	FEDERAL HOME	Interest	08/25/2022	Federal Home Loan			102,500.00	102,500.00
12798	100	SYS12798	EWEST 2.9% MAT	Interest	08/25/2022	East West Bank			51,555.56	51,555.56
11858	100	05588CAC6	BMWOT 1.92% MAT	Interest	08/25/2022	BMW Vehicle Owner			854.69	854.69
11858	100	05588CAC6	BMWOT 1.92% MAT	Redemption	08/25/2022	BMW Vehicle Owner		149,225.00		149,225.00
12406	100	3130AKZ25	FEDERAL HOME	Interest	08/26/2022	Federal Home Loan			32,500.00	32,500.00
12494	100	3130ANWC53	FHLB 1.% MAT	Interest	08/26/2022	Federal Home Loan			75,000.00	75,000.00
12495	100	3130ANWK24	FHLB 0.65% MAT	Interest	08/26/2022	Federal Home Loan			81,250.00	81,250.00
12496	100	3130ANWG1	FEDERAL HOME	Interest	08/26/2022	Federal Home Loan			62,500.00	62,500.00
12741	100	3130AS3H0	FEDERAL HOME	Interest	08/26/2022	Federal Home Loan			164,062.50	164,062.50
12786	100	3134GXR63	FEDERAL HOME LN	Purchase	08/29/2022	Federal Home Loan	20,000,000.00			-20,000,000.00
12211	100	3136G42F9	FEDERAL NATL MTG	Interest	08/29/2022	Federal National Mtg			31,250.00	31,250.00
12652	100	3130AQT78	FEDERAL HOME	Interest	08/29/2022	Federal Home Loan			131,250.00	131,250.00
12794	100	06367CXQ5	BMO 4.12% MAT	Purchase	08/30/2022	Bank of Montreal	50,000,000.00			-50,000,000.00
12787	100	3130ASZD4	FEDERAL HOME	Purchase	08/30/2022	Federal Home Loan	14,998,500.00			-14,998,500.00
12789	100	3130ASYZ6	FEDERAL HOME	Purchase	08/30/2022	Federal Home Loan	25,000,000.00			-25,000,000.00
12788	100	3134GXT87	FEDERAL HOME LN	Purchase	08/30/2022	Federal Home Loan	25,000,000.00			-25,000,000.00
12790	100	3134GXS88	FEDERAL HOME LN	Purchase	08/30/2022	Federal Home Loan	10,000,000.00			-10,000,000.00
12791	100	3134GXS88	FEDERAL HOME LN	Purchase	08/30/2022	Federal Home Loan	10,000,000.00			-10,000,000.00
12792	100	3134GXW34	FEDERAL HOME LN	Purchase	08/30/2022	Federal Home Loan	20,000,000.00			-20,000,000.00
12793	100	89115BNS5	TD 4.11% MAT	Purchase	08/30/2022	Toronto Dominion	50,000,000.00			-50,000,000.00
12501	100	06367CKR7	BMO 0.02% MAT	Redemption	08/30/2022	Bank of Montreal		50,000,000.00		50,000,000.00
12501	100	06367CKR7	BMO 0.02% MAT	Interest	08/30/2022	Bank of Montreal			101,111.10	101,111.10
12796	100	46640QQ12	JPMSSC 3.6% MAT	Purchase	08/31/2022	JP Morgan Sec	49,090,000.00			-49,090,000.00
12795	100	78015JCS4	RY 4.15% MAT	Purchase	08/31/2022	Royal Bank CN	50,000,000.00			-50,000,000.00
11808	100	9128282S8	UNITED STATES	Redemption	08/31/2022	U.S. Treasury		50,000,000.00		50,000,000.00
11744	100	9128282D1	UNITED STATES	Interest	08/31/2022	U.S. Treasury			343,750.00	343,750.00
11808	100	9128282S8	UNITED STATES	Interest	08/31/2022	U.S. Treasury			406,250.00	406,250.00
11832	100	9128282D1	UNITED STATES	Interest	08/31/2022	U.S. Treasury			343,750.00	343,750.00
12409	100	91282CBQ3	UNITED STATES	Interest	08/31/2022	U.S. Treasury			62,500.00	62,500.00
12604	100	91282CCU3	UNITED STATES	Interest	08/31/2022	U.S. Treasury			31,250.00	31,250.00
12605	100	91282CCU3	UNITED STATES	Interest	08/31/2022	U.S. Treasury			31,250.00	31,250.00
12708	100	SYS12708	FREMNT 0.15% MAT	Interest	08/31/2022	Fremont Bank			129.17	129.17
12767	100	SYS12767	EWEST 3.% MAT	Interest	08/31/2022	East West Bank			64,583.33	64,583.33

Portfolio POOL

RC

**Alameda County Investment Pool
Transaction Activity Report
Sorted by Fund - Transaction Date**

Investment #	Fund	CUSIP	Inv Descrip	TransactionType	TransactionDate	Issuer	New Principal	Principal Paydowns	Interest	Total Cash
11755	100	31422BFL9	FAMCA 2.4% MAT	Interest	09/01/2022	Farmer Mac			300,000.00	300,000.00
Totals for General Fund							377,085,740.00	292,573,747.23	8,426,443.38	-76,085,549.39
Grand Total							377,085,740.00	292,573,747.23	8,426,443.38	-76,085,549.39