



TREASURER - TAX COLLECTOR

HENRY C. LEVY
TREASURER - TAX COLLECTOR

September 25, 2018

Board of Supervisors
County of Alameda
1221 Oak Street, 5th Floor
Oakland, CA 94612

Dear Board Members:

RE: Investment Report – August 2018

In accordance with the Treasurer's investment policy, submitted herewith is a report of the cash pool investments for the month of August 2018. Enclosed with this report is a detailed composition of all outstanding investments by securities category as of August 31, 2018 ⁽¹⁾. This report reflects the cost of purchase. All investments in the Treasurer's investment portfolio conform to the statutory requirements of Government Code Section 53601 et. seq., authorities delegated by the County Board of Supervisors and the Treasurer's investment policy.

As Of August 2018

Treasurer's Cash and Pool Investments – Book Value ⁽²⁾	\$ 5,322,491,090
Average Daily Balance during the month	5,247,756,039
Total interest received during the month	5,535,347
Average Maturity of the portfolio	372 days
Annualized cash basis rate of return for the month	1.242%

Total Securities Purchased During the Month

• In 12-month maturity	\$ 348,489,255	
• In over 12-month maturity	39,839,006	
Total purchased		388,268,261

Total Activity during the Month

Securities matured	275,939,820
Net money market mutual funds redeemed	97,000,000
Net collateralized money market bank accounts redeemed	8,000,000

Liquidity Summary of the Portfolio as Of August 31, 2018 ⁽³⁾

Maturity	Amount	Percentage Held
1 to 90 days*	\$ 1,356,032,978	25.48%
91 to 180 days	995,230,422	18.70%
181 to 365 days	1,046,675,656	19.67%
2 years	1,164,311,777	21.88%
3 years	441,575,173	8.30%
4 years,	106,853,361	2.01%
5 years	211,811,723	3.98%
Total	\$ 5,322,491,090	100.00%

*Of the total cash and investment holdings listed above \$1,356,032,978 or 25.48% consisted of cash and investments maturing within 90 days of this report.

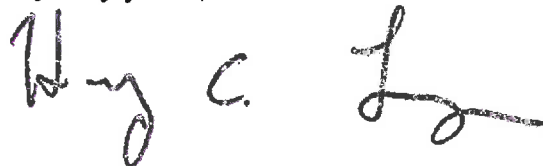
Significant Market Activity in August 2018

US economic activity remained steady in August. Retails sales jumped by 0.5% and consumer credit was down by nearly 33% to \$10.2 billion. US Empire Manufacturing survey which reports on general business conditions reported strong results in August. Unemployment rate was 3.9%. The 10-year US Treasury bond traded at 2.86% and a barrel of oil closed at \$69 at the end of August.

Conclusion

Based on investment activity during the month of August 2018, the Treasurer expects to meet all operating cash needs for the pool participants within the next six months from the portfolio's most liquid assets and current revenues. For your review, a copy of the Investment Status Report for the month of August 2018 is on file with the Office of the Clerk of the Board of Supervisors.

Very truly yours,



Henry C. Levy
Treasurer – Tax Collector

Attachment 1
Attachment 2
Attachment 3

cc: Susan Muranishi, County Administrator
Steve Manning, Auditor-Controller
School District and Special District Participants
Members of the Treasury Oversight Committee

ALAMEDA COUNTY

Attachment I

COMPOSITION OF TREASURER'S CASH POOL August 31, 2018

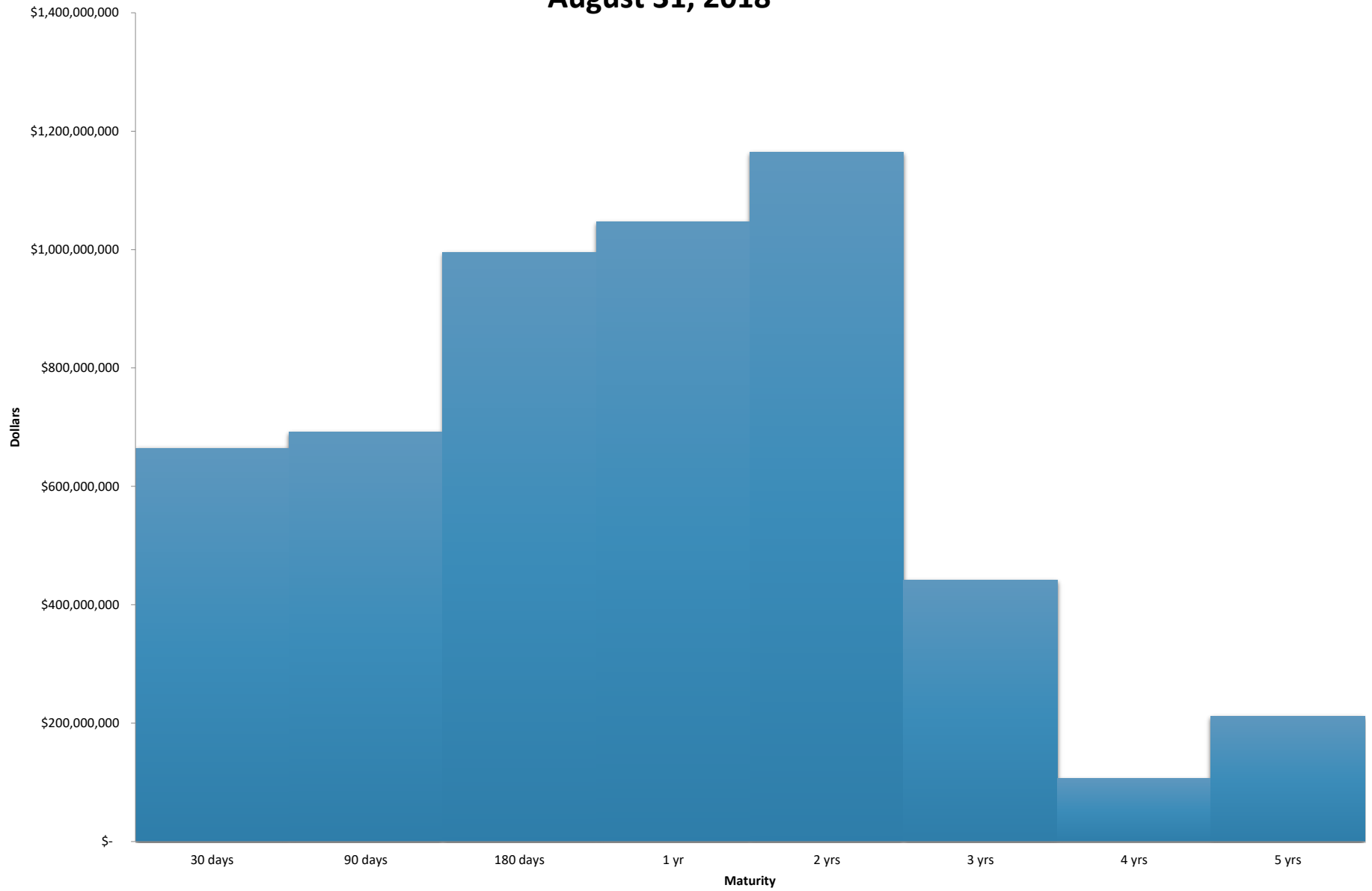
The following summarizes the profile of the investment portfolio by category as of August 31, 2018

Securities	Book Value*	Percentage Held	Percentage Allowed by Section 53601 - Investment Policy
Certificate of Deposit	\$ 90,000,000.00	1.69%	no limit
LAIF	10,000,000.00	0.19%	N.A.
Joint Powers Authority	98,000,000.00	1.84%	N.A.
Money Market Funds	124,000,000.00	2.33%	20%
Collateralized Money Market Bank A/C	111,000,000.00	2.09%	no limit
Negotiable CD	849,322,833.33	15.96%	30%
Medium Term Notes	179,795,810.00	3.38%	30%
Washington Supranational Obligation	198,760,489.27	3.73%	30%
Commercial Paper	197,508,902.78	3.71%	25%
Federal Agency Notes & Bonds	2,699,866,246.09	50.73%	no limit
Federal Agency Discount Notes	352,130,069.28	6.62%	no limit
Treasury Notes & Bonds	199,088,824.73	3.74%	no limit
Treasury Securities Discount	97,942,388.89	1.84%	no limit
Municipal Bonds	21,295,000.00	0.40%	no limit
Total Investments	5,228,710,564.37	98.24%	
Cash in Bank and on Hand	93,780,525.28	1.76%	
Total Treasurer's Pool	5,322,491,089.65	100.00%	

*The Book Value is obtained from the Union Bank Custodial Report

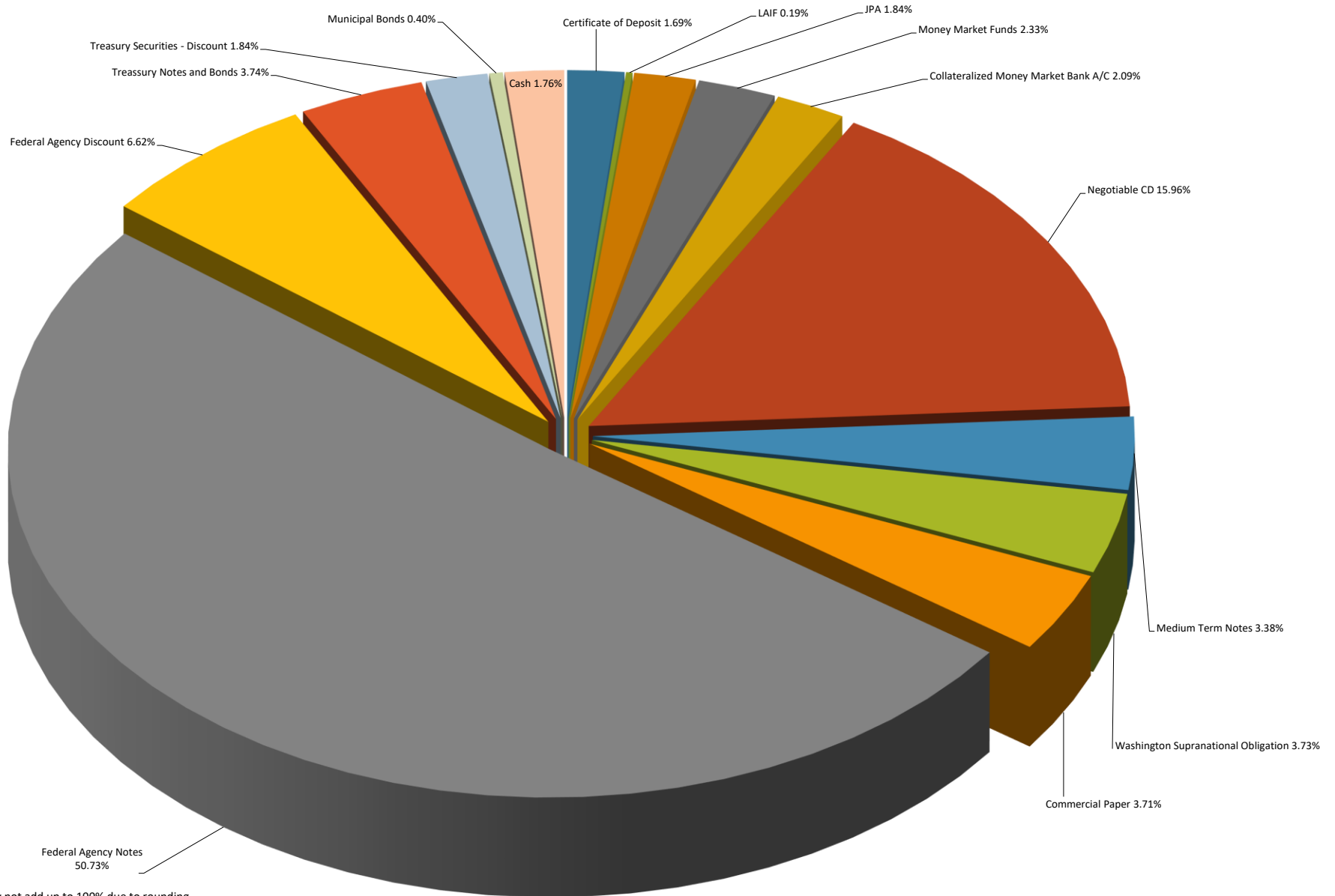
Summary of Treasurer's Investments by Maturity August 31, 2018

Attachment 3



Summary of Treasurer's Investment Pool By Major Categories August 31, 2018

Attachment 2



*Total may not add up to 100% due to rounding

**Alameda County Investment Pool
Portfolio Management
Investment Status Report - Investments
August 31, 2018**

CUSIP	Investment #	Issuer	Par Value	Stated Rate	Maturity Date	Purchase Date	YTM 360	YTM 365	Payment Dates	Accrued Interest At Purchase	Current Principal	Book Value
Non-Negotiable CDs												
SYS11542	11542	BCB	5,000,000.00	1.000	01/14/2019	07/17/2018	1.000	1.014	08/17 - Monthly		5,000,000.00	5,000,000.00
SYS11540	11540	BRIDGE	40,000,000.00	1.900	10/01/2018	07/02/2018	1.900	1.926	08/01 - Monthly		40,000,000.00	40,000,000.00
SYS11315	11315	CBB	5,000,000.00	0.400	09/04/2018	09/08/2017	0.400	0.406	10/08 - Monthly		5,000,000.00	5,000,000.00
SYS11451	11451	FREMNT	35,000,000.00	1.250	09/04/2018	03/05/2018	1.250	1.267	04/05 - Monthly		35,000,000.00	35,000,000.00
SYS11491	11491	UB-LOC	5,000,000.00	2.000	04/17/2019	04/19/2018	2.000	2.028	05/17 - Monthly		5,000,000.00	5,000,000.00
Non-Negotiable CDs Totals			90,000,000.00				1.519	1.541		0.00	90,000,000.00	90,000,000.00
Local Agency Investment Funds												
SYS10285	10285	LAIF	10,000,000.00	1.850		07/01/2013	1.825	1.850	07/01 - Quarterly		10,000,000.00	10,000,000.00
Local Agency Investment Funds Totals			10,000,000.00				1.825	1.850		0.00	10,000,000.00	10,000,000.00
Joint Powers Authority												
SYS10470	10470	CAMP	58,000,000.00	2.050		06/28/2012	2.022	2.050	06/30 - Quarterly		58,000,000.00	58,000,000.00
SYS10472	10472	CTRSTF	40,000,000.00	2.010		07/01/2013	1.982	2.010	04/30 - Quarterly		40,000,000.00	40,000,000.00
Joint Powers Authority Totals			98,000,000.00				2.006	2.034		0.00	98,000,000.00	98,000,000.00
Money Market Mutual Funds												
608919718	11093	FED117	5,000,000.00	1.870		09/30/2016	1.844	1.870	10/31 - Monthly		5,000,000.00	5,000,000.00
80934N104	11091	FED5	9,000,000.00	1.840		09/30/2016	1.815	1.840	10/31 - Monthly		9,000,000.00	9,000,000.00
316175504	10274	FID2	1,000,000.00	1.840		06/28/2012	1.815	1.840	06/30 - Monthly		1,000,000.00	1,000,000.00
316175108	11090	FID4	1,000,000.00	1.830		09/30/2016	1.805	1.830	10/31 - Monthly		1,000,000.00	1,000,000.00
81747C707	10280	MS2	35,000,000.00	1.850		06/28/2013	1.825	1.850	06/30 - Monthly		35,000,000.00	35,000,000.00
81747C582	11089	MS4	70,000,000.00	1.850		09/30/2016	1.825	1.850	10/31 - Monthly		70,000,000.00	70,000,000.00
52470G791	10318	WA2	2,000,000.00	1.840		08/15/2013	1.815	1.840	08/31 - Monthly		2,000,000.00	2,000,000.00
52470G841	11092	WA4	1,000,000.00	1.840		09/30/2016	1.815	1.840	10/31 - Monthly		1,000,000.00	1,000,000.00
Money Market Mutual Funds Totals			124,000,000.00				1.824	1.850		0.00	124,000,000.00	124,000,000.00
Money Market Bank Accounts												
SYS10286	10286	CALBT	55,000,000.00	1.000		06/28/2013	0.986	1.000	06/30 - Monthly		55,000,000.00	55,000,000.00
SYS10288	10288	EWEST	15,000,000.00	1.800		12/30/2015	1.775	1.800	12/31 - Monthly		15,000,000.00	15,000,000.00
SYS10290	10290	UBOC1	23,000,000.00	1.000		06/28/2013	0.986	1.000	06/30 - Monthly		23,000,000.00	23,000,000.00
SYS10291	10291	UBOC2	15,000,000.00	1.000		06/28/2013	0.986	1.000	06/30 - Monthly		15,000,000.00	15,000,000.00
Money Market Bank Accounts Totals			111,000,000.00				1.093	1.108		0.00	111,000,000.00	111,000,000.00

**Alameda County Investment Pool
Portfolio Management
Investment Status Report - Investments
August 31, 2018**

CUSIP	Investment #	Issuer	Par Value	Stated Rate	Maturity Date	Purchase Date	YTM 360	YTM 365	Payment Dates	Accrued Interest At Purchase	Current Principal	Book Value
Negotiable CDs												
06370RAK5	11522	BMO	50,000,000.00	2.540	02/06/2019	06/12/2018	2.540	2.575	02/06 - At Maturity			
25215FCZ5	11484	DEXCRD	50,000,000.00	2.360	11/30/2018	04/23/2018	2.360	2.393	11/30 - At Maturity		50,000,000.00	50,000,000.00
25215FDA9	11501	DEXCRD	50,000,000.00	2.470	01/02/2019	04/25/2018	2.470	2.504	01/02 - At Maturity		50,000,000.00	50,000,000.00
25215FDM3	11527	DEXCRD	50,000,000.00	2.460	02/20/2019	06/25/2018	2.460	2.494	02/20 - At Maturity		50,000,000.00	50,000,000.00
55379WFT8	11526	MUFG	50,000,000.00	2.510	03/06/2019	06/25/2018	2.510	2.545	03/06 - At Maturity		50,000,000.00	50,000,000.00
55379WV3	11528	MUFG	50,000,000.00	2.400	12/12/2018	06/25/2018	2.400	2.433	12/12 - At Maturity		50,000,000.00	50,000,000.00
63873NSB8	11473	NATXNY	50,000,000.00	2.420	09/19/2018	04/12/2018	2.420	2.454	09/19 - At Maturity		50,000,000.00	50,000,000.00
63873NSF9	11484	NATXNY	50,000,000.00	2.470	10/31/2018	04/18/2018	2.470	2.504	10/31 - At Maturity		50,000,000.00	50,000,000.00
63873NUR0	11518	NATXNY	50,000,000.00	2.570	01/31/2019	06/06/2018	2.570	2.606	01/31 - At Maturity		50,000,000.00	50,000,000.00
35590AVK9	11499	NDAFNY	50,000,000.00	2.450	01/09/2019	04/24/2018	2.450	2.484	01/09 - At Maturity		50,000,000.00	50,000,000.00
35590AF68	11553	NDAFNY	50,000,000.00	2.420	03/06/2019	08/28/2018	2.420	2.454	03/06 - At Maturity		50,000,000.00	50,000,000.00
37019VLS4	11525	SWEDBK	50,000,000.00	2.390	12/26/2018	06/25/2018	2.390	2.423	12/26 - At Maturity		50,000,000.00	50,000,000.00
39113XH23	11482	TD	50,000,000.00	2.350	10/03/2018	04/17/2018	2.350	2.383	10/03 - At Maturity		50,000,000.00	50,000,000.00
39113XJ62	11497	TD	50,000,000.00	2.460	01/23/2019	04/23/2018	2.460	2.494	01/23 - At Maturity		50,000,000.00	50,000,000.00
39113X2V5	11523	TD	50,000,000.00	2.480	01/02/2019	06/12/2018	2.480	2.514	01/02 - At Maturity		50,000,000.00	50,000,000.00
39119BQL3	11552	TD	50,000,000.00	2.390	03/20/2019	08/28/2018	4.846	4.913	03/20 - At Maturity		49,322,833.33	49,322,833.33
89114MCZ6	11560	TD	50,000,000.00	2.450	02/20/2019	08/30/2018	2.450	2.484	02/20 - At Maturity		50,000,000.00	50,000,000.00
Negotiable CDs Totals			850,000,000.00				2.589	2.625		0.00	849,322,833.33	849,322,833.33
Corporate Notes												
037833BD1	10648	AAPL	5,000,000.00	2.000	05/06/2020	05/13/2015	2.005	2.033	11/13 - 05/13		4,992,250.00	4,992,250.00
037833CC2	11060	AAPL	5,000,000.00	1.550	08/04/2021	08/04/2016	1.557	1.579	02/04 - 08/04		4,993,050.00	4,993,050.00
037833CB4	11061	AAPL	5,000,000.00	1.100	08/02/2019	08/04/2016	1.119	1.134	02/04 - 08/04		4,995,000.00	4,995,000.00
037833CK4	11207	AAPL	10,000,000.00	1.900	02/07/2020	02/09/2017	1.891	1.917	08/07 - 02/07		9,995,100.00	9,995,100.00
0258M0EE5	11225	AMEX	2,500,000.00	2.200	03/03/2020	03/03/2017	2.205	2.236	09/03 - 03/03		2,497,400.00	2,497,400.00
0258M0EK1	11274	AMEX	2,000,000.00	1.875	05/03/2019	05/03/2017	1.870	1.896	11/03 - 05/03		1,999,180.00	1,999,180.00
25468PDL7	11044	DISNEY	1,000,000.00	0.875	07/12/2019	07/12/2016	0.875	0.889	01/12 - 07/12		996,640.00	996,640.00
25468PDU7	11292	DISNEY	5,000,000.00	1.800	08/05/2020	06/08/2017	1.815	1.840	12/05 - 06/05		4,994,200.00	4,994,200.00
25468PDU7	11293	DISNEY	13,000,000.00	1.800	06/05/2020	06/06/2017	1.815	1.840	12/05 - 06/05		12,984,920.00	12,984,920.00
459200JE2	10916	IBM	8,000,000.00	1.800	05/17/2019	02/19/2016	1.774	1.799	11/17 - 05/17		8,000,000.00	8,000,000.00
478160BS2	10927	JNJ	2,000,000.00	1.650	03/01/2021	03/01/2016	1.627	1.650	06/01 - 03/01		2,000,000.00	2,000,000.00
478160BR4	10928	JNJ	1,500,000.00	1.125	03/01/2019	03/01/2016	1.114	1.129	06/01 - 03/01		1,499,820.00	1,499,820.00
478160CD4	11226	JNJ	11,000,000.00	2.250	03/03/2022	03/03/2017	2.276	2.308	09/03 - 03/03		10,970,080.00	10,970,080.00
191216BV1	11005	KO	19,000,000.00	1.375	05/30/2019	05/31/2018	1.380	1.399	11/30 - 05/30		18,986,700.00	18,986,700.00

**Alameda County Investment Pool
Portfolio Management
Investment Status Report - Investments
August 31, 2018**

CUSIP	Investment #	Issuer	Par Value	Stated Rate	Maturity Date	Purchase Date	YTM 360	YTM 366	Payment Dates	Accrued Interest At Purchase	Current Principal	Book Value
Corporate Notes												
594918BG8	10819	MSFT	2,000,000.00	2.000	11/03/2020	11/03/2015	1.989	2.017	05/03 - 11/03		1,998,400.00	1,998,400.00
594918BF0	10820	MSFT	2,000,000.00	1.300	11/03/2018	11/03/2015	1.316	1.334	05/03 - 11/03		1,998,000.00	1,998,000.00
594918BN3	11062	MSFT	4,000,000.00	1.100	08/08/2019	08/08/2016	1.119	1.135	02/08 - 08/08		3,995,880.00	3,995,880.00
594918BP8	11063	MSFT	2,000,000.00	1.550	08/08/2021	08/08/2016	1.550	1.572	02/08 - 08/08		1,997,900.00	1,997,900.00
594918BN3	11064	MSFT	5,000,000.00	1.100	08/08/2019	08/08/2016	1.119	1.135	02/08 - 08/08		4,994,850.00	4,994,850.00
594918BP8	11065	MSFT	7,000,000.00	1.550	08/08/2021	08/08/2016	1.550	1.572	02/08 - 08/08		6,992,650.00	6,992,650.00
713448DX3	11333	PEP	9,000,000.00	2.000	04/15/2021	10/10/2017	1.978	2.006	04/15 - 10/15		8,998,200.00	8,998,200.00
717081EB5	11142	PFIZER	9,000,000.00	1.700	12/15/2019	11/21/2016	1.700	1.724	06/15 - 12/15		8,993,520.00	8,993,520.00
742718EQ8	11123	PG	5,000,000.00	1.700	11/03/2021	11/03/2016	1.719	1.743	05/03 - 11/03		4,989,750.00	4,989,750.00
742718EZ8	11354	PG	2,000,000.00	1.750	10/25/2019	10/25/2017	1.744	1.768	04/25 - 10/25		1,999,300.00	1,999,300.00
89236TCU7	10917	TOYOTA	8,000,000.00	1.700	02/19/2019	02/19/2016	1.681	1.704	08/19 - 02/19		7,999,040.00	7,999,040.00
39236TDM4	11183	TOYOTA	2,000,000.00	1.700	01/09/2019	01/09/2017	1.694	1.718	07/09 - 01/09		1,999,300.00	1,999,300.00
39236TBP9	11478	TOYOTA	12,000,000.00	2.125	07/18/2019	04/13/2018	2.469	2.503	07/18 - 01/18	Received	11,943,720.00	11,943,720.00
931142DU4	11342	WMT	5,000,000.00	2.350	12/15/2022	10/20/2017	2.319	2.351	09/15 - 12/15		4,999,600.00	4,999,600.00
931142DY6	11343	WMT	4,000,000.00	1.750	10/09/2019	10/20/2017	1.727	1.751	04/20 - 10/20		3,999,920.00	3,999,920.00
931142EA7	11344	WMT	5,000,000.00	1.900	12/15/2020	10/20/2017	1.920	1.947	06/15 - 12/15		4,992,750.00	4,992,750.00
931142EJ8	11535	WMT	3,000,000.00	3.125	06/23/2021	06/27/2018	3.084	3.127	12/23 - 06/23		2,999,850.00	2,999,850.00
931142EK5	11536	WMT	2,000,000.00	3.400	06/26/2023	06/27/2018	3.359	3.406	12/26 - 06/26		1,999,460.00	1,999,460.00
931142EG4	11537	WMT	2,000,000.00	2.850	06/23/2020	06/27/2018	2.827	2.866	12/23 - 06/23		1,999,380.00	1,999,380.00
Corporate Notes Totals			180,000,000.00				1.820	1.845		0.00	179,795,810.00	179,795,810.00
Washington Supranational Obligation												
45905UVC5	10920	IBRD	10,000,000.00	1.350	02/28/2019	02/26/2016	1.332	1.350	08/26 - 02/26		10,000,000.00	10,000,000.00
45905UVC5	10943	IBRD	10,000,000.00	1.350	02/28/2019	03/29/2016	1.371	1.390	08/26 - 02/26	Received	9,988,500.00	9,988,500.00
45905UZJ8	11135	IBRD	10,000,000.00	1.300	10/25/2019	11/16/2016	1.371	1.390	04/25 - 10/25	Received	9,974,100.00	9,974,100.00
459058FS7	11159	IBRD	15,000,000.00	1.125	11/27/2019	12/12/2016	1.516	1.537	05/27 - 11/27	Received	14,821,950.00	14,821,950.00
45905UZJ6	11227	IBRD	10,000,000.00	1.300	10/25/2019	03/03/2017	1.588	1.610	04/25 - 10/25	Received	9,920,000.00	9,920,000.00
459058ER0	11329	IBRD	20,000,000.00	1.000	10/05/2018	10/05/2017	1.445	1.465	04/05 - 10/05	Received	19,908,000.00	19,908,000.00
45905UQ56	11353	IBRD	25,000,000.00	1.850	08/01/2019	10/25/2017	1.828	1.850	02/01 - 04/25		25,000,000.00	25,000,000.00
45905UQ49	11356	IBRD	25,000,000.00	1.800	07/31/2020	10/26/2017	1.776	1.800	01/31 - 03/31		25,000,000.00	25,000,000.00
459058FQ1	11381	IBRD	15,000,000.00	1.200	09/30/2019	11/30/2017	1.855	1.891	03/31 - 09/30	Received	14,816,700.00	14,816,700.00
459058FQ1	11386	IBRD	15,000,000.00	1.200	09/30/2019	12/01/2017	1.859	1.895	03/31 - 09/30	Received	14,815,200.00	14,815,200.00
45905UQ80	11464	IBRD	10,000,000.00	1.950	11/09/2020	03/27/2018	2.280	2.292	09/27 - 03/27	Received	9,839,000.00	9,839,000.00
459058ER0	11471	IBRD	5,000,000.00	1.000	10/05/2018	04/02/2018	2.035	2.063	04/05 - 10/05	Received	4,973,250.00	4,973,250.00

**Alameda County Investment Pool
Portfolio Management
Investment Status Report - Investments
August 31, 2018**

CUSIP	Investment #	Issuer	Par Value	Stated Rate	Maturity Date	Purchase Date	YTM 360	YTM 365	Payment Dates	Accrued Interest At Purchase	Current Principal	Book Value
Washington Supranational Obligation												
45905UQ80	11538	IBRD	10,000,000.00	1.950	11/09/2020	06/28/2018	2.673	2.710	11/09 - 05/09			
459058GH0	11544	IBRD	10,000,000.00	2.750	07/23/2021	07/25/2018	2.793	2.832	01/25 - 07/25	26,541.67	9,826,900.00	9,853,441.57
45905UQ80	11555	IBRD	10,000,000.00	1.950	11/09/2020	08/30/2018	2.793	2.832	11/09 - 05/09		9,976,600.00	9,976,600.00
Washington Supranational Obligation Totals			200,000,000.00				1.821	1.846		60,125.00	9,813,622.60	9,873,747.80
Commercial Paper Disc. -Amortizing												
19121BKH1	11485	KO	50,000,000.00	2.300	10/17/2018	04/18/2018	2.327	2.359	10/17 - At Maturity		49,418,611.11	49,418,611.11
7426M5JL9	11454	PEFCO	50,000,000.00	2.200	09/20/2018	03/15/2018	2.274	2.305	09/20 - At Maturity		49,422,500.00	49,422,500.00
39233HLG7	11495	TOYOTA	50,000,000.00	2.420	11/16/2018	04/23/2018	2.491	2.526	11/16 - At Maturity		49,304,250.00	49,304,250.00
39233HMC5	11514	TOYOTA	50,000,000.00	2.350	12/12/2018	05/31/2018	2.418	2.452	12/12 - At Maturity		49,363,541.67	49,363,541.67
Commercial Paper Disc. -Amortizing Totals			200,000,000.00				2.378	2.411		0.00	197,508,902.78	197,508,902.78
Agency Bullets (Aaa/AA+)												
3132X0Q53	11469	FAMCA	10,000,000.00	2.800	03/21/2021	03/29/2018	2.581	2.617	09/29 - 03/29		9,995,100.00	9,995,100.00
3132X0U25	11486	FAMCA	20,000,000.00	2.800	04/19/2023	04/19/2018	2.774	2.813	10/19 - 04/19		29,982,000.00	29,982,000.00
3132X0U25	11487	FAMCA	40,000,000.00	2.800	04/19/2023	04/19/2018	2.774	2.813	10/19 - 04/19		39,976,000.00	39,976,000.00
3132X0U25	11488	FAMCA	30,000,000.00	2.800	04/19/2023	04/19/2018	2.774	2.813	10/19 - 04/19		29,982,000.00	29,982,000.00
3133EHAP8	11220	FFCB	10,000,000.00	1.250	02/27/2019	02/28/2017	1.242	1.259	08/27 - 02/27	Received	9,998,200.00	9,998,200.00
3133EHAP8	11221	FFCB	10,000,000.00	1.250	02/27/2019	02/28/2017	1.263	1.281	08/27 - 02/27	Received	9,993,900.00	9,993,900.00
3133EHFK4	11248	FFCB	15,000,000.00	1.320	04/17/2019	04/17/2017	1.314	1.332	10/17 - 04/17		14,996,400.00	14,996,400.00
3133EHHB2	11265	FFCB	5,000,000.00	1.450	04/27/2020	04/27/2017	1.521	1.542	10/27 - 04/27		4,986,500.00	4,986,500.00
3133EJHL8	11459	FFCB	10,000,000.00	2.375	03/27/2020	03/27/2018	2.379	2.412	09/27 - 03/27		9,992,800.00	9,992,800.00
3133EJHL6	11460	FFCB	10,000,000.00	2.375	03/27/2020	03/27/2018	2.424	2.457	09/27 - 03/27		9,984,000.00	9,984,000.00
3130A7CV5	10911	FHLB	5,000,000.00	1.375	02/18/2021	02/18/2016	1.439	1.459	08/18 - 02/18		4,979,800.00	4,979,800.00
3130A7CV5	10912	FHLB	15,000,000.00	1.375	02/18/2021	02/18/2016	1.439	1.459	08/18 - 02/18		14,939,400.00	14,939,400.00
3130AAMQ8	11194	FHLB	10,000,000.00	1.250	01/18/2019	01/20/2017	1.315	1.333	07/18 - 01/18	Received	9,983,700.00	9,983,700.00
3130AAXX1	11228	FHLB	10,000,000.00	1.375	03/18/2019	03/10/2017	1.471	1.492	09/18 - 03/18		9,976,800.00	9,976,800.00
3130AAXX1	11229	FHLB	10,000,000.00	1.375	03/18/2019	03/10/2017	1.471	1.492	09/18 - 03/18		9,976,800.00	9,976,800.00
3130AAXX1	11230	FHLB	10,000,000.00	1.375	03/18/2019	03/10/2017	1.471	1.492	09/18 - 03/18		9,976,800.00	9,976,800.00
3130ACM92	11334	FHLB	10,000,000.00	1.589	10/21/2019	10/13/2017	1.656	1.679	04/13 - 10/13		9,982,300.00	9,982,300.00
3130ACM92	11335	FHLB	10,000,000.00	1.589	10/21/2019	10/13/2017	1.656	1.679	04/13 - 10/13		9,982,300.00	9,982,300.00
3130ACM92	11336	FHLB	10,000,000.00	1.589	10/21/2019	10/13/2017	1.656	1.679	04/13 - 10/13		9,982,300.00	9,982,300.00
3130ADUJ9	11455	FHLB	15,000,000.00	2.375	03/30/2020	03/16/2018	2.351	2.384	09/30 - 03/30		14,997,300.00	14,997,300.00
3130ADUJ9	11456	FHLB	15,000,000.00	2.375	03/30/2020	03/16/2018	2.351	2.384	09/30 - 03/30		14,997,300.00	14,997,300.00

**Alameda County Investment Pool
Portfolio Management
Investment Status Report - Investments
August 31, 2018**

CUSIP	Investment #	Issuer	Par Value	Stated Rate	Maturity Date	Purchase Date	YTM 360	YTM 365	Payment Dates	Accrued Interest At Purchase	Current Principal	Book Value
Agency Bullets (Aaa/AA+)												
3130ADR53	11458	FHLB	10,000,000.00	2.350	03/20/2020	03/20/2018	2.316	2.350	09/20 - 03/20		10,000,000.00	10,000,000.00
3135G0T29	11218	FNMA	10,000,000.00	1.125	02/28/2020	02/28/2017	1.131	1.147	08/28 - 02/28		9,993,600.00	9,993,600.00
3135G0T29	11219	FNMA	10,000,000.00	1.125	02/28/2020	02/28/2017	1.131	1.147	08/28 - 02/28		9,993,600.00	9,993,600.00
Agency Bullets (Aaa/AA+) Totals			320,000,000.00				2.049	2.078		0.00	319,648,900.00	319,648,900.00
Federal Agency Disc. -Amortizing												
313385E69	11449	FHLBDN	50,000,000.00	1.920	09/05/2018	02/29/2018	1.862	1.888	09/05 - At Maturity		49,522,250.00	49,522,250.00
313385S80	11515	FHLBDN	50,000,000.00	2.320	12/12/2018	05/31/2018	2.069	2.098	12/12 - At Maturity		49,452,916.50	49,452,916.50
313385S80	11518	FHLBDN	50,000,000.00	2.100	12/12/2018	06/06/2018	2.152	2.182	12/12 - At Maturity		49,448,750.00	49,448,750.00
313385S80	11539	FHLBDN	25,000,000.00	2.050	12/12/2018	06/29/2018	2.098	2.127	12/12 - At Maturity		24,763,680.56	24,763,680.56
313385S80	11550	FHLBDN	50,000,000.00	2.080	12/12/2018	08/27/2018	2.122	2.151	12/12 - At Maturity		49,690,888.89	49,690,888.89
313589N41	11554	FNMADN	50,000,000.00	2.030	11/08/2018	08/29/2018	2.066	2.095	11/08 - At Maturity		49,805,458.33	49,805,458.33
459053P32	11559	IBRDDN	50,000,000.00	2.070	11/13/2018	08/30/2018	2.108	2.137	11/13 - At Maturity		49,784,375.00	49,784,375.00
459515P48	11496	IFCDN	30,000,000.00	1.980	11/14/2018	04/23/2018	2.028	2.056	11/14 - At Maturity		29,661,750.00	29,661,750.00
Federal Agency Disc. -Amortizing Totals			355,000,000.00				2.063	2.092		0.00	352,130,069.28	352,130,069.28
Treasury Notes and Bonds												
912828T6	11324	UST	50,000,000.00	1.250	08/31/2019	09/21/2017	1.423	1.442	02/28 - 08/31	Received	49,816,406.25	49,816,406.25
912828V56	11498	UST	50,000,000.00	1.125	01/31/2019	04/24/2018	2.163	2.193	07/31 - 01/31	Received	49,593,750.00	49,593,750.00
912828M64	11504	UST	50,000,000.00	1.250	11/15/2018	04/30/2018	1.995	2.022	05/15 - 11/15	Received	49,792,988.75	49,792,988.75
912828P95	11551	UST	50,000,000.00	1.000	03/15/2019	08/28/2018	2.222	2.252	09/15 - 03/15	225,543.48	49,660,156.25	49,885,699.73
Treasury Notes and Bonds Totals			200,000,000.00				1.950	1.977		225,543.48	198,863,281.25	199,088,824.73
Treasury Discounts -Amortizing												
912796PX1	11467	TBILL	50,000,000.00	2.040	03/28/2019	03/29/2018	2.101	2.130	03/28 - At Maturity		48,968,666.67	48,968,666.67
912796PX1	11468	TBILL	50,000,000.00	2.030	03/28/2019	03/29/2018	2.090	2.119	03/28 - At Maturity		48,973,722.22	48,973,722.22
Treasury Discounts -Amortizing Totals			100,000,000.00				2.096	2.125		0.00	97,942,388.89	97,942,388.89
Agency Callables (Aaa/AA+)												
3133EFHQ3	10773	FFCB	10,000,000.00	1.200	01/08/2019	10/08/2015	1.184	1.200	01/08 - 07/08		10,000,000.00	10,000,000.00
3133EFJE8	10783	FFCB	10,000,000.00	1.070	10/19/2018	10/19/2015	1.055	1.070	04/19 - 10/19		10,000,000.00	10,000,000.00
3133EFKW6	10798	FFCB	10,000,000.00	1.010	10/26/2018	10/26/2015	0.996	1.010	04/26 - 10/26		10,000,000.00	10,000,000.00
3133EFMD6	10811	FFCB	9,000,000.00	1.340	07/29/2019	10/29/2015	1.322	1.340	01/29 - 07/29		9,000,000.00	9,000,000.00

**Alameda County Investment Pool
Portfolio Management
Investment Status Report - Investments
August 31, 2018**

CUSIP	Investment #	Issuer	Par Value	Stated Rate	Maturity Date	Purchase Date	YTM 360	YTM 365	Payment Dates	Accrued Interest At Purchase	Current Principal	Book Value
Agency Callables (Aaa/AA+)												
3133EFUE5	10884	FFCB	10,000,000.00	1.420	12/28/2018	01/06/2016	1.423	1.442	06/28 - 12/28			
3133EFD20	10918	FFCB	10,000,000.00	1.250	05/23/2019	02/23/2016	1.233	1.250	05/23 - 11/23	Received	9,993,500.00	9,993,500.00
3133EFV38	10941	FFCB	10,000,000.00	1.250	03/29/2019	03/29/2016	1.233	1.250	09/29 - 03/29		10,000,000.00	10,000,000.00
3133EFV38	10944	FFCB	25,000,000.00	1.250	03/29/2019	03/29/2016	1.233	1.250	09/29 - 03/29		10,000,000.00	10,000,000.00
3133EFZ26	10954	FFCB	15,000,000.00	1.400	04/07/2020	04/07/2016	1.381	1.400	10/07 - 04/07		25,000,000.00	25,000,000.00
3133EF2L0	10956	FFCB	10,000,000.00	1.400	04/13/2020	04/13/2016	1.381	1.400	10/13 - 04/13		15,000,000.00	15,000,000.00
3133EF2L0	10957	FFCB	15,000,000.00	1.400	04/13/2020	04/15/2016	1.381	1.400	10/13 - 04/13		10,000,000.00	10,000,000.00
3133EF2L0	10961	FFCB	15,000,000.00	1.400	04/13/2020	04/19/2016	1.381	1.400	10/13 - 04/13	Received	15,000,000.00	15,000,000.00
3133EFV38	10963	FFCB	10,000,000.00	1.250	03/29/2019	04/20/2016	1.233	1.250	09/29 - 03/29	Received	15,000,000.00	15,000,000.00
3133EF5Y9	10977	FFCB	9,700,000.00	1.470	05/04/2020	05/04/2016	1.450	1.470	11/04 - 05/04	Received	10,000,000.00	10,000,000.00
3133EGBE4	10986	FFCB	10,000,000.00	1.060	11/19/2018	05/19/2016	1.086	1.101	11/19 - 05/19		9,700,000.00	9,700,000.00
3133EGBE4	10887	FFCB	10,000,000.00	1.060	11/19/2018	05/19/2016	1.045	1.060	11/19 - 05/19		9,990,000.00	9,990,000.00
3133EGDW2	11008	FFCB	10,000,000.00	1.520	06/08/2020	06/08/2016	1.499	1.520	12/08 - 03/08		10,000,000.00	10,000,000.00
3133EGDW2	11009	FFCB	10,000,000.00	1.520	06/08/2020	06/08/2016	1.499	1.520	12/08 - 03/08		10,000,000.00	10,000,000.00
3133EGFY6	11014	FFCB	15,000,000.00	1.400	03/16/2020	06/16/2016	1.381	1.400	09/16 - 03/16		10,000,000.00	10,000,000.00
3133EGFX8	11015	FFCB	15,000,000.00	1.010	09/20/2018	06/20/2016	0.996	1.010	09/20 - 03/20		15,000,000.00	15,000,000.00
3133EGGS8	11017	FFCB	15,000,000.00	1.200	06/27/2019	06/27/2016	1.184	1.200	12/27 - 06/27		15,000,000.00	15,000,000.00
3133EGHP3	11022	FFCB	10,000,000.00	1.420	06/29/2020	06/29/2016	1.401	1.420	12/29 - 06/29		10,000,000.00	10,000,000.00
3133EGHQ1	11027	FFCB	20,000,000.00	1.470	06/29/2020	06/29/2016	1.450	1.470	12/29 - 06/29		10,000,000.00	10,000,000.00
3133EGJW6	11037	FFCB	15,000,000.00	1.030	04/05/2019	07/05/2016	1.016	1.030	10/05 - 04/05		20,000,000.00	20,000,000.00
3133EGJZ9	11038	FFCB	10,000,000.00	1.000	01/07/2019	07/07/2016	1.006	1.020	01/07 - 07/07		15,000,000.00	15,000,000.00
3133EGQR9	11087	FFCB	12,000,000.00	1.250	02/10/2020	08/18/2016	1.233	1.250	02/10 - 08/10		9,995,000.00	9,995,000.00
3133EGVJ1	11085	FFCB	10,000,000.00	1.160	09/26/2019	09/26/2016	1.144	1.160	03/26 - 09/26	Received	12,000,000.00	12,000,000.00
3133EGXK6	11098	FFCB	10,000,000.00	1.120	10/11/2019	10/11/2016	1.105	1.120	04/11 - 10/11		10,000,000.00	10,000,000.00
3133EGYD1	11099	FFCB	10,000,000.00	1.000	10/12/2018	10/12/2016	0.986	1.000	04/12 - 10/12		10,000,000.00	10,000,000.00
3133EGYD1	11100	FFCB	10,000,000.00	1.000	10/12/2018	10/12/2016	0.986	1.000	04/12 - 10/12		10,000,000.00	10,000,000.00
3133EGZE8	11108	FFCB	15,000,000.00	1.210	10/24/2019	10/24/2016	1.193	1.210	04/24 - 10/24		10,000,000.00	10,000,000.00
3133EGZE8	11109	FFCB	10,000,000.00	1.210	10/24/2019	10/24/2016	1.193	1.210	04/24 - 10/24		15,000,000.00	15,000,000.00
3133EGD77	11124	FFCB	10,000,000.00	1.120	05/03/2019	11/03/2016	1.105	1.120	05/03 - 11/03		10,000,000.00	10,000,000.00
3133EGD77	11125	FFCB	10,000,000.00	1.120	05/03/2019	11/03/2016	1.105	1.120	05/03 - 11/03		10,000,000.00	10,000,000.00
3133EGU52	11160	FFCB	15,000,000.00	1.490	09/13/2019	12/13/2016	1.470	1.490	03/13 - 09/13		10,000,000.00	10,000,000.00
3133EGU52	11161	FFCB	7,000,000.00	1.490	09/13/2019	12/13/2016	1.470	1.490	03/13 - 09/13		15,000,000.00	15,000,000.00
3133EGU60	11164	FFCB	5,000,000.00	1.820	09/14/2020	12/14/2016	1.816	1.841	03/14 - 09/14		7,000,000.00	7,000,000.00
3133EGU60	11165	FFCB	15,000,000.00	1.820	09/14/2020	12/14/2016	1.795	1.820	03/14 - 09/14		4,996,250.00	4,996,250.00
											15,000,000.00	15,000,000.00

**Alameda County Investment Pool
Portfolio Management
Investment Status Report - Investments
August 31, 2018**

CUSIP	Investment #	Issuer	Par Value	Stated Rate	Maturity Date	Purchase Date	YTM 360	YTM 365	Payment Dates	Accrued Interest At Purchase	Current Principal	Book Value
Agency Callables (Aaa/AA+)												
3133EGG66	11169	FFCB	9,000,000.00	1.130	11/15/2019	12/15/2016	1.479	1.499	05/15 - 11/15			
3133EGW92	11171	FFCB	20,000,000.00	1.500	12/19/2019	12/19/2016	1.479	1.500	08/19 - 12/19	Received	8,905,500.00	8,905,500.00
3133EG3J2	11186	FFCB	10,000,000.00	1.550	01/10/2020	01/10/2017	1.529	1.550	07/10 - 01/10		20,000,000.00	20,000,000.00
3133EG7D1	11209	FFCB	10,000,000.00	1.550	11/15/2019	02/15/2017	1.529	1.550	05/15 - 11/15		10,000,000.00	10,000,000.00
3133EFC70	11210	FFCB	5,000,000.00	1.120	02/22/2019	02/15/2017	1.229	1.246	02/22 - 03/22		10,000,000.00	10,000,000.00
3133EGXK6	11211	FFCB	5,000,000.00	1.120	10/11/2019	02/15/2017	1.412	1.432	04/11 - 10/11	Received	4,987,500.00	4,987,500.00
3133EG2S3	11212	FFCB	15,000,000.00	1.280	01/03/2019	02/16/2017	1.276	1.294	07/03 - 01/03	Received	4,959,500.00	4,959,500.00
3133EHCA9	11231	FFCB	5,000,000.00	1.760	03/13/2020	03/31/2017	1.736	1.760	09/13 - 03/13	Received	14,996,054.70	14,996,054.70
3133EHFP3	11247	FFCB	10,000,000.00	1.390	04/17/2019	04/17/2017	1.371	1.390	10/17 - 04/17	Received	5,000,000.00	5,000,000.00
3133EHFP3	11249	FFCB	15,000,000.00	1.390	04/17/2019	04/17/2017	1.371	1.390	10/17 - 04/17		10,000,000.00	10,000,000.00
3133EHZF3	11323	FFCB	10,000,000.00	1.375	06/19/2019	09/19/2017	1.357	1.375	12/19 - 06/19		15,000,000.00	15,000,000.00
3133EHW58	11374	FFCB	10,000,000.00	1.900	11/27/2020	11/27/2017	1.910	1.936	05/27 - Quarterly		10,000,000.00	10,000,000.00
3133EGHD0	11375	FFCB	13,000,000.00	1.120	06/27/2019	11/27/2017	1.759	1.783	12/27 - 06/27		9,997,100.00	9,997,100.00
3133EFKY2	11385	FFCB	17,000,000.00	1.360	10/28/2019	12/01/2017	1.828	1.854	04/28 - 10/28	Received	12,865,937.50	12,865,937.50
3133EH2C6	11394	FFCB	15,000,000.00	1.970	06/08/2020	12/08/2017	1.943	1.970	06/08 - 12/08	Received	16,843,260.00	16,843,260.00
3133EGQQ1	11407	FFCB	10,000,000.00	1.300	05/15/2020	12/22/2017	2.022	2.050	05/15 - 11/15		15,000,000.00	15,000,000.00
3133EJKY4	11475	FFCB	10,000,000.00	2.375	04/13/2020	04/13/2018	2.365	2.398	10/13 - 04/13	Received	9,825,370.00	9,825,370.00
3133EJKY4	11476	FFCB	10,000,000.00	2.375	04/13/2020	04/13/2018	2.372	2.405	10/13 - 04/13		9,995,500.00	9,995,500.00
3133EJLT4	11483	FFCB	10,000,000.00	3.000	04/18/2023	04/18/2018	2.959	3.000	10/18 - 04/18		9,994,180.00	9,994,180.00
3133EJLZ0	11493	FFCB	10,000,000.00	2.625	04/23/2021	04/23/2018	2.638	2.674	10/23 - 04/23		10,000,000.00	10,000,000.00
3133EJMCO	11500	FFCB	20,000,000.00	3.000	04/25/2023	04/25/2018	2.989	3.030	10/25 - 04/25		9,985,900.00	9,985,900.00
3133EJLA5	11508	FFCB	10,000,000.00	2.830	04/18/2022	05/11/2018	2.884	2.924	10/18 - 04/18		19,972,200.00	19,972,200.00
3133EJGJ2	11521	FFCB	10,000,000.00	2.470	09/15/2020	06/12/2018	2.594	2.630	09/15 - 03/15	18,080.56	9,965,000.00	9,983,080.56
3133EJVF3	11545	FFCB	10,000,000.00	3.280	07/25/2023	07/25/2018	3.254	3.299	01/25 - 07/25	59,691.67	9,965,000.00	10,024,691.67
3133EJVE8	11546	FFCB	10,000,000.00	3.120	07/25/2022	07/25/2018	3.077	3.120	01/25 - 07/25		9,991,230.00	9,991,230.00
3130A6KH9	10791	FHLB	8,000,000.00	1.190	01/14/2019	10/22/2015	1.174	1.190	01/14 - 07/14		10,000,000.00	10,000,000.00
3130A6MH7	10805	FHLB	5,000,000.00	1.720	10/28/2020	10/28/2015	1.696	1.720	04/28 - 10/28	Received	8,000,000.00	8,000,000.00
3130A8DB6	11006	FHLB	10,000,000.00	1.125	06/21/2019	06/03/2016	1.123	1.139	06/21 - 12/21		5,000,000.00	5,000,000.00
3130A8DB6	11007	FHLB	10,000,000.00	1.125	06/21/2019	06/03/2016	1.123	1.139	06/21 - 12/21		9,995,800.00	9,995,800.00
3130A8RP0	11054	FHLB	10,000,000.00	1.050	10/26/2018	07/27/2016	1.069	1.084	10/26 - 04/26		9,995,800.00	9,995,800.00
3130A8ZA4	11068	FHLB	22,200,000.00	1.230	05/22/2020	08/22/2016	1.213	1.230	11/22 - 05/22	Received	9,992,500.00	9,992,500.00
3130A9AE1	11070	FHLB	7,000,000.00	0.875	10/01/2018	08/26/2016	0.895	0.908	10/01 - 04/01		22,200,000.00	22,200,000.00
3130A9AE1	11071	FHLB	10,000,000.00	0.875	10/01/2018	08/26/2016	0.895	0.908	10/01 - 04/01		6,995,240.00	6,995,240.00
3130A9AE1	11072	FHLB	10,000,000.00	0.875	10/01/2018	08/26/2016	0.895	0.908	10/01 - 04/01		9,993,200.00	9,993,200.00

**Alameda County Investment Pool
Portfolio Management
Investment Status Report - Investments
August 31, 2018**

CUSIP	Investment #	Issuer	Par Value	Stated Rate	Maturity Date	Purchase Date	YTM 360	YTM 365	Payment Dates	Accrued Interest At Purchase	Current Principal	Book Value
Agency Callables (Aaa/AA+)												
3130A9PB1	11111	FHLB	10,000,000.00	1.200	10/25/2019	10/25/2016	1.187	1.203	04/25 - 10/25		9,999,000.00	9,999,000.00
3130A9NJ6	11117	FHLB	10,000,000.00	1.200	10/11/2019	10/31/2016	1.223	1.240	04/11 - 10/11	Received	9,988,500.00	9,988,500.00
3130AA3R7	11141	FHLB	10,000,000.00	1.375	11/15/2019	11/17/2016	1.364	1.383	05/15 - 11/15		9,997,700.00	9,997,700.00
3130AABG2	11148	FHLB	5,000,000.00	1.875	11/29/2021	11/30/2016	1.932	1.959	05/29 - 11/29		4,980,100.00	4,980,100.00
3130AABG2	11149	FHLB	5,000,000.00	1.875	11/29/2021	11/30/2016	1.932	1.959	05/29 - 11/29		4,980,100.00	4,980,100.00
3130AABG2	11150	FHLB	5,000,000.00	1.875	11/29/2021	11/30/2016	1.932	1.959	05/29 - 11/29		4,980,100.00	4,980,100.00
3130AAE46	11154	FHLB	10,000,000.00	1.250	01/16/2019	12/08/2016	1.235	1.252	01/16 - 07/16		9,999,600.00	9,999,600.00
3130AAE46	11155	FHLB	10,000,000.00	1.250	01/16/2019	12/08/2016	1.235	1.252	01/16 - 07/16		9,999,600.00	9,999,600.00
3130AAE46	11156	FHLB	10,000,000.00	1.250	01/16/2019	12/08/2016	1.235	1.252	01/16 - 07/16		9,999,600.00	9,999,600.00
3130AAE46	11157	FHLB	10,000,000.00	1.250	01/16/2019	12/08/2016	1.235	1.252	01/16 - 07/16		9,999,600.00	9,999,600.00
3130A8RQ8	11181	FHLB	10,000,000.00	1.200	07/26/2019	01/05/2017	1.380	1.400	01/26 - 07/26	Received	9,950,000.00	9,950,000.00
3130AAMN5	11206	FHLB	6,000,000.00	2.000	10/26/2021	02/08/2017	1.984	2.011	07/26 - 01/26	Received	5,997,000.00	5,997,000.00
3130A8DB6	11215	FHLB	15,000,000.00	1.125	06/21/2019	02/27/2017	1.298	1.316	05/21 - 12/21	Received	14,934,750.00	14,934,750.00
3130AB3Q7	11239	FHLB	10,000,000.00	1.400	07/15/2019	04/06/2017	1.400	1.419	07/15 - 01/15		9,995,800.00	9,995,800.00
3130AB3F1	11246	FHLB	15,000,000.00	1.600	04/13/2020	04/13/2017	1.578	1.600	10/13 - 04/13		15,000,000.00	15,000,000.00
3130A8MM2	11297	FHLB	9,000,000.00	1.125	07/11/2019	06/28/2017	1.381	1.400	07/11 - 01/11	Received	8,950,500.00	8,950,500.00
3130ABB21	11298	FHLB	10,000,000.00	1.375	07/26/2019	08/29/2017	1.434	1.454	07/26 - 01/26	Received	9,984,000.00	9,984,000.00
3130ACE26	11312	FHLB	10,000,000.00	1.375	09/28/2020	09/08/2017	1.462	1.483	09/28 - 03/28		9,967,900.00	9,967,900.00
3130ACE26	11313	FHLB	10,000,000.00	1.375	09/28/2020	09/08/2017	1.462	1.483	09/28 - 03/28		9,967,900.00	9,967,900.00
3130ACE26	11314	FHLB	10,000,000.00	1.375	09/28/2020	09/08/2017	1.462	1.483	09/28 - 03/28		9,967,900.00	9,967,900.00
3130ACF33	11316	FHLB	10,000,000.00	1.875	09/13/2021	09/13/2017	1.849	1.875	03/13 - 09/13		10,000,000.00	10,000,000.00
3130A6JG3	11325	FHLB	10,000,000.00	1.700	04/14/2020	09/21/2017	1.688	1.710	10/14 - 04/14	Received	9,997,500.00	9,997,500.00
3130ACKG8	11349	FHLB	15,000,000.00	2.200	10/24/2022	10/24/2017	2.170	2.200	04/24 - 10/24		15,000,000.00	15,000,000.00
3130ACLQ5	11357	FHLB	10,000,000.00	2.000	04/30/2021	10/30/2017	1.973	2.000	04/30 - 10/30		10,000,000.00	10,000,000.00
3130ACN83	11358	FHLB	15,000,000.00	1.700	05/15/2020	10/30/2017	1.677	1.700	05/15 - 11/15		15,000,000.00	15,000,000.00
3130A8HX4	11370	FHLB	5,000,000.00	1.625	06/30/2021	11/16/2017	2.181	2.211	12/30 - 03/30	Received	4,972,500.00	4,972,500.00
3130ACN83	11396	FHLB	10,000,000.00	1.700	05/15/2020	12/13/2017	1.877	1.903	05/15 - 11/15	Received	9,952,000.00	9,952,000.00
3130ACN83	11406	FHLB	15,000,000.00	1.700	05/15/2020	12/21/2017	1.968	1.995	05/15 - 11/15	Received	14,896,500.00	14,896,500.00
3130ACN83	11408	FHLB	20,000,000.00	1.700	05/15/2020	12/28/2017	1.942	1.969	05/15 - 11/15	Received	19,875,000.00	19,875,000.00
3130AD4J8	11410	FHLB	10,000,000.00	2.000	03/27/2020	12/27/2017	1.973	2.001	03/27 - 09/27		10,000,000.00	10,000,000.00
3130ADBE1	11418	FHLB	5,000,000.00	1.750	01/02/2019	01/05/2018	1.813	1.838	07/02 - 01/02	Received	4,995,700.00	4,995,700.00
3130ADC26	11433	FHLB	10,000,000.00	2.200	01/29/2021	01/29/2018	2.170	2.200	07/29 - 01/29		10,000,000.00	10,000,000.00
3130ADN32	11437	FHLB	10,000,000.00	2.125	02/11/2020	02/09/2018	2.188	2.219	08/11 - 02/11		9,981,700.00	9,981,700.00
3130ADN32	11438	FHLB	10,000,000.00	2.125	02/11/2020	02/09/2018	2.188	2.219	08/11 - 02/11		9,981,700.00	9,981,700.00

**Alameda County Investment Pool
Portfolio Management
Investment Status Report - Investments
August 31, 2018**

CUSIP	Investment #	Issuer	Par Value	Stated Rate	Maturity Date	Purchase Date	YTM 360	YTM 365	Payment Dates	Accrued Interest At Purchase	Current Principal	Book Value
Agency Callables (Aaa/AA+)												
3130ADN32	11439	FHLB	10,000,000.00	2.125	02/11/2020	02/09/2018	2.188	2.219	08/11 - 02/11		9,981,700.00	9,981,700.00
3130ADN32	11440	FHLB	8,000,000.00	2.125	02/11/2020	02/09/2018	2.188	2.219	08/11 - 02/11		7,985,360.00	7,985,360.00
3130ADG30	11441	FHLB	10,000,000.00	2.300	01/26/2021	02/14/2018	2.341	2.374	07/26 - 01/26	Received	9,979,000.00	9,979,000.00
3130ADG30	11453	FHLB	10,000,000.00	2.300	01/26/2021	03/12/2018	2.483	2.517	07/26 - 01/26	Received	9,940,000.00	9,940,000.00
3130ADU34	11462	FHLB	10,000,000.00	2.420	03/27/2020	03/27/2018	2.387	2.420	09/27 - 03/27		10,000,000.00	10,000,000.00
3130AECJ7	11505	FHLB	10,000,000.00	3.000	05/03/2022	05/03/2018	2.959	3.000	11/03 - 05/03		10,000,000.00	10,000,000.00
3130AECJ7	11512	FHLB	15,000,000.00	2.625	05/28/2020	05/21/2018	2.607	2.643	11/28 - 05/28		14,994,600.00	14,994,600.00
3130ADFV9	11524	FHLB	10,000,000.00	2.250	01/29/2021	06/19/2018	2.812	2.648	07/29 - 01/29	Received	9,900,000.00	9,900,000.00
3130ADG22	11549	FHLB	10,000,000.00	2.090	01/23/2020	08/23/2018	2.569	2.605	01/23 - 07/23	17,416.67	9,928,800.00	9,946,216.67
3134G8MM8	10921	FHLMC	25,000,000.00	1.200	02/26/2019	02/26/2016	1.184	1.200	09/26 - 02/26		25,000,000.00	25,000,000.00
3134G8DF1	10975	FHLMC	15,000,000.00	1.410	02/04/2020	05/04/2016	1.391	1.410	09/04 - 02/04		15,000,000.00	15,000,000.00
3134G8B97	11023	FHLMC	20,000,000.00	1.000	03/29/2019	06/29/2016	0.986	1.000	09/29 - 03/29		20,000,000.00	20,000,000.00
3134G8B97	11025	FHLMC	15,000,000.00	1.000	03/29/2019	06/29/2016	0.986	1.000	09/29 - 03/29		15,000,000.00	15,000,000.00
3134G8B97	11026	FHLMC	10,000,000.00	1.000	03/29/2019	06/29/2016	0.986	1.000	09/29 - 03/29		10,000,000.00	10,000,000.00
3134G9F93	11029	FHLMC	10,000,000.00	1.000	06/28/2019	06/30/2016	0.986	1.000	12/28 - 03/28		10,000,000.00	10,000,000.00
3134G9F85	11030	FHLMC	25,000,000.00	1.320	09/30/2020	06/30/2016	1.302	1.320	09/30 - 12/31		25,000,000.00	25,000,000.00
3137EAEB1	11051	FHLMC	10,000,000.00	0.875	07/19/2019	07/20/2016	0.944	0.957	01/19 - 07/19		9,975,800.00	9,975,800.00
3134G9Q75	11052	FHLMC	18,000,000.00	1.250	07/26/2019	07/26/2016	1.233	1.250	01/26 - 07/26		18,000,000.00	18,000,000.00
3134G9Q75	11053	FHLMC	10,000,000.00	1.250	07/26/2019	07/26/2016	1.241	1.259	01/26 - 07/26		9,997,500.00	9,997,500.00
3137EAEC9	11066	FHLMC	10,000,000.00	1.125	08/12/2021	08/12/2016	1.213	1.230	02/12 - 09/12		9,949,200.00	9,949,200.00
3134GAHA5	11073	FHLMC	10,000,000.00	1.000	11/28/2018	08/30/2016	0.998	1.011	11/28 - 05/28		9,997,500.00	9,997,500.00
3134GAGF5	11082	FHLMC	10,000,000.00	1.100	09/13/2018	09/13/2016	1.085	1.100	03/13 - 09/13		10,000,000.00	10,000,000.00
3137EAED7	11083	FHLMC	10,000,000.00	0.875	10/12/2018	09/16/2016	0.884	0.896	04/12 - 10/12		9,995,700.00	9,995,700.00
3137EAED7	11084	FHLMC	10,000,000.00	0.875	10/12/2018	09/16/2016	0.884	0.896	04/12 - 10/12		9,995,700.00	9,995,700.00
3134GAUL6	11106	FHLMC	15,000,000.00	1.200	10/25/2019	10/25/2016	1.184	1.200	04/25 - 10/25		15,000,000.00	15,000,000.00
3134GAUZ5	11118	FHLMC	15,000,000.00	1.000	10/30/2018	10/31/2016	0.986	1.000	04/30 - 10/30		15,000,000.00	15,000,000.00
3134G9Q75	11136	FHLMC	10,000,000.00	1.250	07/26/2019	11/16/2016	1.336	1.354	01/26 - 07/26	Received	9,972,450.00	9,972,450.00
3134G9Q75	11137	FHLMC	10,000,000.00	1.250	07/26/2019	11/16/2016	1.336	1.354	01/26 - 07/26	Received	9,972,500.00	9,972,500.00
3134GAYE8	11143	FHLMC	15,000,000.00	1.125	11/28/2018	11/28/2016	1.110	1.125	05/28 - 11/28		15,000,000.00	15,000,000.00
3134G9Q75	11173	FHLMC	10,000,000.00	1.250	07/26/2019	12/21/2016	1.550	1.571	01/26 - 07/26	Received	9,918,500.00	9,918,500.00
3134GAYE8	11180	FHLMC	10,000,000.00	1.125	11/28/2018	12/30/2016	1.267	1.284	05/28 - 11/28	Received	9,970,000.00	9,970,000.00
3137EAEE5	11190	FHLMC	10,000,000.00	1.500	01/17/2020	01/17/2017	1.516	1.537	07/17 - 01/17		9,989,200.00	9,989,200.00
3137EAEE5	11191	FHLMC	10,000,000.00	1.500	01/17/2020	01/17/2017	1.516	1.537	07/17 - 01/17		9,989,200.00	9,989,200.00
3134GAK78	11195	FHLMC	10,000,000.00	1.350	01/25/2019	01/25/2017	1.360	1.379	07/25 - 01/25		9,994,300.00	9,994,300.00

**Alameda County Investment Pool
Portfolio Management
Investment Status Report - Investments
August 31, 2018**

CUSIP	Investment #	Issuer	Par Value	Stated Rate	Maturity Date	Purchase Date	YTM 360	YTM 365	Payment Dates	Accrued Interest At Purchase	Current Principal	Book Value
Agency Callables (Aaa/AA+)												
3134GAK78	11197	FHLMC	10,000,000.00	1.350	01/25/2019	01/25/2017	1.332	1.350	07/25 - 01/25		10,000,000.00	10,000,000.00
3134GASE5	11216	FHLMC	10,000,000.00	1.350	10/26/2018	02/28/2017	1.162	1.178	04/26 - 10/26	Received	9,979,000.00	9,979,000.00
3134GA7A6	11243	FHLMC	15,000,000.00	1.500	09/09/2019	04/07/2017	1.492	1.513	09/09 - 03/09	Received	14,995,500.00	14,995,500.00
3137EAEF2	11252	FHLMC	10,000,000.00	1.375	04/20/2020	04/20/2017	1.472	1.492	10/20 - 04/20		9,965,300.00	9,965,800.00
3137EAEF2	11253	FHLMC	10,000,000.00	1.375	04/20/2020	04/20/2017	1.472	1.492	10/20 - 04/20		9,965,800.00	9,965,800.00
3137EAEF2	11254	FHLMC	10,000,000.00	1.375	04/20/2020	04/20/2017	1.472	1.492	10/20 - 04/20		9,965,800.00	9,965,800.00
3134GBHY1	11256	FHLMC	15,000,000.00	1.500	10/25/2019	04/25/2017	1.479	1.500	10/25 - 04/25		15,000,000.00	15,000,000.00
3134GBHQ8	11260	FHLMC	20,000,000.00	1.700	07/27/2020	04/27/2017	1.677	1.700	10/27 - 04/27		20,000,000.00	20,000,000.00
3134GBEE8	11261	FHLMC	15,000,000.00	1.750	07/27/2020	04/27/2017	1.726	1.750	07/27 - 01/27		15,000,000.00	15,000,000.00
3134GBHC9	11268	FHLMC	5,000,000.00	1.850	10/27/2020	04/28/2017	1.825	1.850	10/27 - 04/27	Received	5,000,000.00	5,000,000.00
3134GBLC4	11282	FHLMC	5,000,000.00	1.800	11/18/2020	05/18/2017	1.790	1.815	11/18 - 05/18		4,997,500.00	4,997,500.00
3134GA7A6	11285	FHLMC	10,000,000.00	1.500	09/09/2019	05/31/2017	1.479	1.500	09/09 - 03/09	Received	10,000,000.00	10,000,000.00
3134GBXG2	11299	FHLMC	10,000,000.00	1.550	12/27/2019	06/30/2017	1.529	1.550	12/27 - 06/27		10,000,000.00	10,000,000.00
3137EAEH8	11306	FHLMC	10,000,000.00	1.375	08/15/2019	07/19/2017	1.428	1.447	01/19 - 07/19		9,985,300.00	9,985,300.00
3137EAEH8	11306	FHLMC	10,000,000.00	1.375	08/15/2019	07/19/2017	1.428	1.447	01/19 - 07/19		9,985,300.00	9,985,300.00
3134GBYF3	11308	FHLMC	10,000,000.00	1.800	01/27/2021	07/27/2017	1.775	1.800	01/27 - 07/27		10,000,000.00	10,000,000.00
3134GBH21	11327	FHLMC	10,000,000.00	1.700	09/29/2020	09/28/2017	1.677	1.700	03/29 - 09/29		10,000,000.00	10,000,000.00
3137EAEK1	11367	FHLMC	10,000,000.00	1.875	11/17/2020	11/15/2017	1.882	1.908	11/17 - 05/17		9,990,400.00	9,990,400.00
3137EAEK1	11368	FHLMC	10,000,000.00	1.875	11/17/2020	11/15/2017	1.882	1.908	11/17 - 05/17		9,990,400.00	9,990,400.00
3134GBTJ1	11369	FHLMC	10,000,000.00	1.830	06/01/2021	11/16/2017	1.979	2.006	12/01 - 06/01	Received	9,940,000.00	9,940,000.00
3134G9HY6	11376	FHLMC	14,000,000.00	1.200	05/09/2019	11/27/2017	1.746	1.770	05/09 - 11/09	Received	13,886,250.00	13,886,250.00
3134G9NB9	11400	FHLMC	15,000,000.00	1.230	05/24/2019	12/19/2017	1.780	1.804	05/24 - 11/24	Received	14,878,800.00	14,878,800.00
3134G9NB9	11419	FHLMC	10,000,000.00	1.230	05/24/2019	01/10/2018	1.918	1.945	05/24 - 11/24	Received	9,903,600.00	9,903,600.00
3134G95P8	11426	FHLMC	10,000,000.00	1.875	08/25/2021	01/17/2018	2.348	2.380	02/25 - 08/25	Received	9,905,000.00	9,905,000.00
3137EAEI9	11446	FHLMC	10,000,000.00	2.375	02/16/2021	02/16/2018	2.433	2.467	08/16 - 02/16		9,973,600.00	9,973,600.00
3137EAEM7	11489	FHLMC	15,000,000.00	2.500	04/23/2020	04/19/2018	2.477	2.511	10/23 - 04/23		14,996,700.00	14,996,700.00
3137EAEM7	11490	FHLMC	15,000,000.00	2.500	04/23/2020	04/19/2018	2.477	2.511	10/23 - 04/23		14,996,700.00	14,996,700.00
3137EAEN5	11520	FHLMC	15,000,000.00	2.750	06/19/2023	06/11/2018	2.828	2.867	12/19 - 06/19		14,918,400.00	14,918,400.00
3134GSRD9	11543	FHLMC	10,000,000.00	3.300	07/12/2023	07/20/2018	3.255	3.500	01/12 - 07/12		10,000,000.00	10,007,333.33
3134GSSB2	11548	FHLMC	15,000,000.00	2.850	07/28/2021	07/26/2018	2.811	2.850	01/26 - 07/26	7,333.33	15,000,000.00	15,000,000.00
3134GSSK2	11556	FHLMC	10,000,000.00	2.875	07/30/2021	08/30/2018	2.835	2.874	01/30 - 07/30	23,958.33	10,000,000.00	10,023,958.33
3134GSVY8	11557	FHLMC	10,000,000.00	2.850	05/28/2021	08/30/2018	2.836	2.876	02/28 - 08/28	1,583.33	9,993,500.00	9,995,083.33
3136G2PFB	10813	FNMA	10,000,000.00	1.125	10/29/2018	10/29/2015	1.110	1.125	04/29 - 10/29		10,000,000.00	10,000,000.00
3136G2R74	10822	FNMA	15,000,000.00	1.400	11/05/2019	11/05/2015	1.381	1.400	05/05 - 11/05		15,000,000.00	15,000,000.00

**Alameda County Investment Pool
Portfolio Management
Investment Status Report - Investments
August 31, 2018**

CUSIP	Investment #	Issuer	Par Value	Stated Rate	Maturity Date	Purchase Date	YTM 360	YTM 365	Payment Dates	Accrued Interest At Purchase	Current Principal	Book Value
Agency Callables (Aaa/AA+)												
3136G2PF8	10823	FNMA	10,000,000.00	1.125	10/29/2018	11/05/2015	1.231	1.248	04/29 - 10/29	Received	9,964,000.00	9,964,000.00
3135G0H63	10851	FNMA	10,000,000.00	1.375	01/28/2019	01/08/2016	1.377	1.396	07/08 - 01/08		9,993,800.00	9,993,800.00
3135G0K28	10968	FNMA	15,000,000.00	1.250	04/28/2019	04/28/2016	1.253	1.270	10/26 - 04/26		14,991,000.00	14,991,000.00
3135G0N33	11056	FNMA	15,000,000.00	0.875	08/02/2019	08/02/2016	0.919	0.932	02/02 - 08/02		14,974,800.00	14,974,800.00
3135G0N33	11057	FNMA	10,000,000.00	0.875	08/02/2019	08/02/2016	0.919	0.932	02/02 - 08/02		9,983,200.00	9,983,200.00
3135G0M91	11075	FNMA	10,000,000.00	1.125	07/28/2019	08/31/2016	1.110	1.125	01/28 - 07/28	Received	10,000,000.00	10,000,000.00
3136G34J1	11076	FNMA	5,000,000.00	1.000	12/24/2019	09/01/2016	1.085	1.100	02/24 - 08/24	Received	4,983,750.00	4,983,750.00
3135G0P49	11078	FNMA	10,000,000.00	1.000	08/28/2019	09/02/2016	1.039	1.053	02/28 - 08/28		9,984,400.00	9,984,400.00
3135G0P49	11079	FNMA	10,000,000.00	1.000	08/28/2019	09/02/2016	1.039	1.053	02/28 - 08/28		9,984,400.00	9,984,400.00
3136G34K8	11087	FNMA	10,000,000.00	1.125	09/09/2019	09/28/2016	1.110	1.125	03/09 - 09/09	Received	10,000,000.00	10,000,000.00
3136G3W76	11101	FNMA	13,000,000.00	1.150	08/23/2019	10/18/2016	1.154	1.170	02/23 - 08/23	Received	12,992,850.00	12,992,850.00
3136G4DA8	11102	FNMA	15,000,000.00	1.200	12/30/2019	10/19/2016	1.184	1.200	12/30 - 06/30	Received	15,000,000.00	15,000,000.00
3136G4BQ5	11104	FNMA	10,000,000.00	1.250	01/07/2020	10/19/2016	1.241	1.258	01/07 - 07/07	Received	9,997,500.00	9,997,500.00
3135G0Q30	11110	FNMA	10,000,000.00	1.180	09/27/2019	10/24/2016	1.184	1.180	03/27 - 09/27	Received	10,000,000.00	10,000,000.00
3136G4DR1	11114	FNMA	10,000,000.00	1.100	10/17/2019	10/28/2016	1.127	1.143	04/17 - 10/17	Received	9,987,500.00	9,987,500.00
3135G0Q71	11116	FNMA	10,000,000.00	1.250	10/28/2019	10/28/2016	1.233	1.250	04/28 - 10/28		10,000,000.00	10,000,000.00
3135G0P72	11129	FNMA	10,000,000.00	1.375	03/30/2020	11/10/2016	1.356	1.375	03/30 - 09/30	Received	10,000,000.00	10,000,000.00
3136G3D51	11133	FNMA	15,000,000.00	1.250	07/28/2019	11/15/2016	1.251	1.269	01/28 - 07/28	Received	14,992,500.00	14,992,500.00
3136G4GU1	11146	FNMA	10,000,000.00	1.400	11/25/2019	11/29/2016	1.432	1.451	05/25 - 11/25	Received	9,985,000.00	9,985,000.00
3136G4HH9	11151	FNMA	10,000,000.00	1.500	02/26/2020	11/30/2016	1.480	1.500	02/26 - 08/26		10,000,000.00	10,000,000.00
3136G3K38	11186	FNMA	15,000,000.00	1.280	08/02/2019	12/14/2016	1.396	1.415	02/02 - 08/02	Received	14,940,000.00	14,940,000.00
3136G4GU1	11172	FNMA	15,000,000.00	1.400	11/25/2019	12/19/2016	1.637	1.660	05/25 - 11/25	Received	14,888,700.00	14,888,700.00
3135G0S38	11184	FNMA	15,000,000.00	2.000	01/05/2022	01/08/2017	2.010	2.038	07/05 - 01/05		14,973,150.00	14,973,150.00
3136G4GU1	11242	FNMA	9,000,000.00	1.400	11/25/2019	04/07/2017	1.515	1.536	05/25 - 11/25	Received	8,968,500.00	8,968,500.00
3136G3K46	11255	FNMA	15,000,000.00	1.260	08/02/2019	04/21/2017	1.331	1.349	08/02 - 02/02	Received	14,970,000.00	14,970,000.00
3135G0P23	11263	FNMA	15,000,000.00	1.250	08/23/2019	04/27/2017	1.397	1.417	08/23 - 02/23	Received	14,943,000.00	14,943,000.00
3135G0T60	11309	FNMA	10,000,000.00	1.500	07/30/2020	08/01/2017	1.582	1.604	01/30 - 07/30		9,969,700.00	9,969,700.00
3135G0T60	11310	FNMA	10,000,000.00	1.500	07/30/2020	08/01/2017	1.582	1.604	01/30 - 07/30		9,969,700.00	9,969,700.00
3135G0T78	11331	FNMA	15,000,000.00	2.000	10/05/2022	10/08/2017	1.986	2.014	04/06 - 10/06		14,990,100.00	14,990,100.00
3135G0T78	11332	FNMA	10,000,000.00	2.000	10/05/2022	10/06/2017	1.986	2.014	04/06 - 10/06		9,993,400.00	9,993,400.00
3136G3UN3	11338	FNMA	5,000,000.00	1.200	06/28/2019	10/18/2017	1.598	1.620	12/28 - 06/28	Received	4,965,000.00	4,965,000.00
3136G4PK3	11398	FNMA	15,000,000.00	1.750	09/28/2020	12/14/2017	1.973	2.000	03/28 - 09/28	Received	14,898,600.00	14,898,600.00
3136G4QB2	11422	FNMA	15,000,000.00	1.850	10/13/2020	01/16/2018	2.111	2.140	04/13 - 10/13	Received	14,884,500.00	14,884,500.00
3136G4RB1	11483	FNMA	8,000,000.00	2.150	01/28/2021	03/27/2018	2.516	2.551	07/28 - 01/28	Received	7,912,800.00	7,912,800.00

**Alameda County Investment Pool
Portfolio Management
Investment Status Report - Investments
August 31, 2018**

CUSIP	Investment #	Issuer	Par Value	Stated Rate	Maturity Date	Purchase Date	YTM 360	YTM 365	Payment Dates	Accrued Interest At Purchase	Current Principal	Book Value
Agency Callables (Aaa/AA+)												
3135G0U27	11479	FNMA	10,000,000.00	2.500	04/13/2021	04/13/2018	2.517	2.552	10/13 - 04/13		9,985,100.00	9,985,100.00
3136G4SD6	11502	FNMA	15,000,000.00	2.750	01/26/2022	04/26/2018	2.713	2.751	10/26 - 04/26		15,000,000.00	15,000,000.00
Agency Callables (Aaa/AA+) Totals			2,383,900,000.00				1.588	1.610		128,063.89	2,380,089,282.20	2,380,217,348.09
Municipal Bonds												
798189PB6	11516	SJSHGR	5,000,000.00	2.657	09/01/2019	06/05/2018	2.622	2.659	12/05 - 03/05		5,000,000.00	5,000,000.00
798189PA8	11517	SJSHGR	13,795,000.00	2.107	09/01/2018	06/05/2018	2.078	2.107	09/01 - Final Pmt.		13,795,000.00	13,795,000.00
31412GS71	11281	UNVHGR	2,500,000.00	1.610	05/15/2019	05/18/2017	1.588	1.610	11/18 - 05/18		2,500,000.00	2,500,000.00
Municipal Bonds Totals			21,295,000.00				2.148	2.178		0.00	21,295,000.00	21,295,000.00
Investment Totals			5,243,195,000.00				1.885	1.911		440,274.04	5,228,270,290.33	5,228,710,564.37